

High-end features. Low-end price.



\$299

CircuitMaker 6:
Schematic design
and simulation
software

\$299

TraxMaker 3:
Printed circuit
board layout
software

CircuitMaker Version 6 and TraxMaker Version 3 give you the features of professional, high-end software at a fraction of the cost. Plus, with exceptional ease-of-use you'll spend less time learning to use the software and more time designing. Both applications are compatible with your existing software, and feature outstanding technical support. Call now for your free functional demo.

CircuitMaker 6 is a powerful schematic design and simulation program featuring:

- Professional schematic features including printout borders, title block and barred pin names
- Symbol editor and Macro feature for custom devices
- Fast, accurate SPICE3f5/XSPICE-based simulation
- Complete array of analysis types, including Fourier, AC, DC, Parameter sweep, Transient and more
- Virtual instruments including a digital oscilloscope, multimeter, Bode plotter, curve tracer and more
- Extensive library of over 4,000 models
- Tight integration with TraxMaker® for quick PCB layout
- Output PCB netlists in Protel®, Tango® and TraxMaker® formats for use in a variety of PCB layout programs
- Windows 3.1, 95 and NT

TraxMaker 3 is a powerful printed circuit board layout program featuring:

- Over 2,000 component footprints in a fully-documented, indexed library. Documentation shows footprints actual size
- Built-in autorouter and Design Rules Check
- Supports up to 6 signal layers plus power and ground planes, silk screen overlays and solder and paste masks
- Board sizes up to 32" x 32", with no pin limitations
- Intelligent manual routing with unroute capabilities
- Import any PCB netlist in CircuitMaker®, Protel® or Tango® format
- Output RS274X Gerber files, Excellon N/C drill files and Bill of Materials
- Print to any Windows-compatible printer or plotter
- Windows 3.1, 95 and NT

MICROCODE ENGINEERING INC **For free demo software, or to order, call 1-800-419-4242**
292 West Center Street • Orem, UT 84057 • Phone (801) 226-4470 • Fax (801) 226-6532 • www.microcode.com

©1998 MicroCode Engineering, Inc. All rights reserved. CircuitMaker, TraxMaker, SimCode and MicroCode are registered trademarks of MicroCode Engineering, Inc. All other brand and product names are trademarks or registered trademarks of their respective companies.
CIRCLE 133 ON FREE INFORMATION CARD

CONTENTS

OCTOBER 1998

ON THE COVER

39 STORM-WARNING LIGHTNING MONITOR

Even in normal times, everyone always talks about the weather. But this year has been something else again. Between El Niño, La Niña, killer tsunamis, increased tornado activity, a predicted very active hurricane season, paralyzing ice storms, scorching heat waves, droughts, and more, it seems like no one is talking about anything else — and, at least this month, that includes us! Our cover story this month is a circuit that can give you a few precious extra minutes to prepare in the face of an approaching storm. It monitors the airwaves for the telltale RF crackle caused by dangerous lightning and signals that trouble is on the way when it detects it. — *Kenton Chun*



TECHNOLOGY

20 PROTOTYPE



A cell-phone battery that lasts 50 times longer, quantum transistors, a brain imaging system, and more.

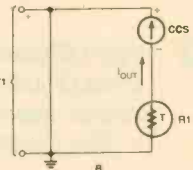
48 A SMALL ANTENNA WITH A BIG FUTURE



Learn about an inexpensive, highly reliable antenna that can operate at frequencies up to 37 GHz. — *Douglas Page*

53 USING CONSTANT-CURRENT SOURCES

They're often overlooked, but constant-current circuits are easy to use, and make other circuits work better.



— *Joseph J. Carr*

As a service to readers, ELECTRONICS NOW publishes available plans or information relating to newsworthy products, techniques and scientific and technological developments. Because of possible variances in the quality and condition of materials and workmanship used by readers, ELECTRONICS NOW disclaims any responsibility for the safe and proper functioning of reader-built projects based upon or from plans or information published in this magazine.

Since some of the equipment and circuitry in ELECTRONICS NOW may relate to or be covered by U.S. patents, ELECTRONICS NOW disclaims any liability for the infringement of such patents by the making, using, or selling of any such equipment or circuitry, and suggests that anyone interested in such projects consult a patent attorney.


ELECTRONICS NOW, (ISSN 1067-9294) October 1998. Published monthly by Gernsback Publications, Inc., 500 Bi-County Boulevard, Farmingdale, NY 11735-3931. Periodicals Postage paid at Farmingdale, NY and additional mailing offices. Canada Post IPM Agreement No. 394103, authorized at Mississauga, Canada. One-year subscription rate U.S.A. and possessions \$24.99, Canada \$33.15 (includes G.S.T. Canadian Goods and Services Tax, Registration No. R125166280), all other countries \$33.99. All subscription orders payable in U.S.A. funds only, via international postal money order or check drawn on a U.S.A. bank. Single copies \$4.99. © 1998 by Gernsback Publications, Inc. All rights reserved. Printed in U.S.A.

POSTMASTER: Please send address changes to ELECTRONICS NOW, Subscription Dept., Box 55115, Boulder, CO 80328-5115.

A stamped self-address envelope must accompany all submitted manuscripts and/or artwork or photographs if their return is desired should they be rejected. We disclaim any responsibility for the loss or damage of manuscripts and/or artwork or photographs while in our possession or otherwise.

BUILD THIS

41 AN ELECTRONIC WIND VANE
Build this attractive and useful addition to any home weather station. — *Steve Botts*



50 ADD DAYTIME-RUNNING LIGHTS TO YOUR CAR
An easy-to-build and install circuit that can add this valuable safety enhancement to cars that don't already have it. — *Dan Harrison*



DEPARTMENTS

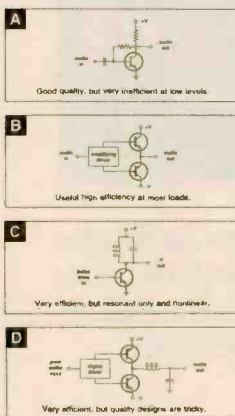
15 EQUIPMENT REPORT
Tektronix TX-3 digital multimeter.



16 COMPUTER CONNECTIONS
"Celestial reasoning," more on PRNGS, and a new project. — *Jeff Holtzman*

26 SERVICE CLINIC
CD-player system problems and alignment. — *Sam Goldwasser*

63 TECH MUSINGS
Class D audio amps, how to buy surplus electronics, and more. — *Don Lancaster*



AND MORE

4 EDITORIAL
5 Q&A
12 LETTERS
34 NEW PRODUCTS

80 NEW LITERATURE
104 ADVERTISING INDEX
104 ADVERTISING SALES OFFICE

Electronics NOW®

Hugo Gernsback (1884-1967) founder

LARRY STECKLER, EHF, CET,
Editor-in-chief and publisher
ADRIA COREN, Vice-President
KEN COREN, Vice-President

EDITORIAL DEPARTMENT
CARL LARON, editor
JOSEPH J. SUDA, technical editor
EVELYN ROSE, assistant editor
MICHAEL A. COVINGTON, N4TMI
contributing editor
SAM GOLDWASSER, service editor
JEFFREY K. HOLTZMAN,
computer editor
FRANKLIN J. MILLER,
audio editor
DON LANCASTER,
contributing editor
DEBBIE CYBULA, editorial assistant

ART DEPARTMENT
ANDRE DUZANT, art director
RUSSELL C. TRUELSON, illustrator

PRODUCTION DEPARTMENT
RUBY M. YEE, production director
KATHRYN R. CAMPBELL,
production assistant
KEN COREN,
desktop production director
MELISSA GIORDANO, desktop production

CIRCULATION DEPARTMENT
THERESA LOMBARDO,
circulation manager
GINA GALLO,
circulation assistant

REPRINT DEPARTMENT
CHRISTINA M. ESTRADA, reprint bookstore
Typography by Mates Graphics

Electronics Now is indexed in *Applied Science & Technology Index*, *Readers Guide to Periodical Literature*, *Academic Abstracts*, and *Magazine Article Summaries*.
Microfilm & microfiche editions are available. Contact reprint bookstore for details.

Advertising Sales Offices listed on page 104.

Electronics Now Executive and Administrative Offices
1-516-293-3000.

Subscriber Customer Service:
1-800-999-7139.
7:00 AM-6:00 PM Monday-Friday MST

VISIT US ON THE INTERNET AT:
www.gernsback.com



Audit Bureau
of Circulations
Member

Affordable Hi-Tech Training!

Announcing New Micro Courses from the CIE Bookstore.



Easy at-home learning.

Cleveland Institute of Electronics has created a collection of micro courses that focus on our most popular subjects.

Offered through our bookstore, every micro course leads to a Certificate of Completion once finished. Each course may contain up to 39 lessons with exams and many have lab exercises, training videos or software to supplement your studies. Experience a step-by-step program designed specifically for the independent study student.

Enroll now and receive student privileges that include **Instructor Assistance***, **Priority Grading and Student Resources**. These privileges will allow you to access our faculty and staff if you ever need assistance with your course work and insure that your submitted exams will be graded and sent back to you within 24 hours.



Programmable Controllers Micro Course

This course starts by explaining how a Programmable Controller (PLC) functions in an automated system. Learn about the parts of a PLC which enable it to perform its function. Look at a typical application and learn how to develop a written program for it.
01-PC01.....\$65

(This micro course would make a great addition to the videos listed below. 01-567PLC)

8-Part PLC Video Training Set

Contains 4 hours of video lessons and a 146 page study guide. These easy-to-follow video lessons will make learning this vital information fast & easy. This 8-part training course is designed to take 32 hours. However, you can study at your own pace & review each lesson as many times as you need! Video set does not include certificate of completion. 01-567PLC **\$169.95**

Subjects Covered In the Video Training Set:

- How process control works
- PLC advantages
- PLC disadvantages
- Identifying PLC sections
- Move functions
- How to read flow charts
- Troubleshooting techniques
- Identify logic faults
- PLC servo control
- Scanning sequence
- Timer instructions
- Counter instructions
- Output instructions
- Identify input faults
- Identify output faults
- * Plus much more!



Fiber Optics Course

Apply what you have learned in this course to install, diagnose and repair complex fiber-optic communications systems and take your place in the forefront of a fascinating and challenging new technology.

CIE Lesson & Exam Material Covers:

- Troubleshooting Fiber Optics • Characteristics of Fiber Optics • Fiber-Optic Communications Modules • Light • Laser Atomic Physics
- Practical Lasers • Modulating the Laser Beam • Masters • Laser Applications
- Maintenance of Lasers & Laser Systems

Video & Workbook Material:

- Understanding Fiber Optics
- 01-FB01 **\$125**



AC/DC Basic

Electronics with Lab
39 lessons with lab. All this knowledge & support will put you on the road to understanding many areas of electronics.
03-INTRO **\$195**

CIE Soldering Course with Lab

3 lessons with lab, soldering iron & video tape.
01-SD01 **\$95**

Television Diagnosis & Repair Course

12 lessons, 5 videos & technician repair software.
01-TV01 **\$345**

Computer Programming in C

10 lessons, text, study guide & software package
04-CET352 **\$275**

Database Management

6 lessons, dBASE III software (student version)
01-DB01 **\$195**

Computer Aided Circuit Design & Drafting with Lab

16 lab assignments, Micro-Cap III (student version) 04-CET351 **\$195**

Introduction to Computers

8 lessons on the basics, video. 01-IN01 .. **\$195**

Automotive Electricity & Electronics Course

5 lessons, 150 piece Auto Electrical Tool Kit
01-AU01 **\$195**



Oscilloscope Fundamentals

Learn fundamental principles common to all oscilloscopes. 1 lesson, video and workbook. 01-SCP01...**\$95**



Microprocessor Theory & Applications

Learn operation & architecture of a microprocessor. Program in machine and assembly language. 17 lessons, lab & video. 03-MICRO .. **\$475**

FCC Exam Review Course

25 lessons to prepare you for general-class license. FCC ID software. 01-FCC01 **\$895**

CET Exam Review Course

1 lesson to prepare you for Associate-Level CET test. Answer practice test questions that will cover all areas of the test. 01-CT01 **\$65**

*Some courses include non-CIE material (videos) that will supplement your studies but will not be included under Instructor Assistance.

Start your training today!



Call: 1-800-321-2155
or fax: 1-440-951-2186

Send check, money order or credit card information to: CIE 1776 E. 17th Street
Cleveland, OH 44114 or call 1-800-321-2155.

Name _____

Street _____

City _____

State _____ Zip _____

Phone Number _____

Enter Micro Course Number and Price.

OH RESIDENTS ADD 7 %	
SHIPPING & HANDLING**	
TOTAL	

VISA MasterCard Discover

Exp. Date _____

Account Number _____

Signature _____ Date _____

SHIPPING & HANDLING CHARGES:

\$50.01- \$100.....\$10.25 \$200.01- \$400....\$25.75
\$100.01- \$200...\$15.75 \$400.01- Over....\$31.00

** Foreign shipping costs will be higher. **MC04**
Call for rates.

Call 1-800-321-2155 or fax 1-440-951-2186 to place an order. CIE: 1776 E. 17th Street, Cleveland, Ohio 44114. www.cie-wc.edu

Accredited B.S. Degree in Computers or Electronics

by studying at Home

Grantham College of Engineering
offers 3 distance education programs:

- B.S.E.T. emphasis in Electronics
- B.S.E.T. emphasis in Computers
- B.S. in Computer Science

NEW!
-Electronics Workbench Professional 5.0
included in our B.S.E.T. curriculums
-Approved by more than 200 Companies,
VA and Dantes, (tuition assistance avail.)

For your free catalog of our programs dial

1-800-955-2527

<http://www.grantham.edu>

GCE

Your first step
to help yourself
better your future!




Grantham College of Engineering
34641 Grantham College Road
Slidell, LA 70460-6815


ANTIQUE RADIO CLASSIFIED

Free Sample!

Antique Radio's
Largest Circulation Monthly.
Articles, Ads & Classifieds.



6-Month Trial: \$20.95. 1-Yr: \$40.95 (\$57.95-1st Class).
A.R.C., P.O. Box 802-L21, Carlisle, MA 01741
Phone:(978) 371-0512 VISA/MC Fax:(978) 371-7129



CABLE CONVERTER DIAGNOSTIC TEST CHIP

MAKING IT EASIER TO REPAIR YOUR CABLE CONVERTER

WE STOCK A COMPLETE LINE OF CHIPS, TOOLS,
WIRELESS QUICK INSTALL TEST BOARDS AND
DIAGNOSTIC CUBES FOR ALL CONVERTERS!

*** ANYONE IMPLYING ILLEGAL USE WILL BE ***
DENIED SALE. WE SELL PRODUCTS ONLY!! TO
TECHNICIANS OR CABLE REPAIR FACILITIES!!

#1 IN CUSTOMER SERVICE & TECH. SUPPORT!

*ALL ORDERS SHIP WITHIN 24HRS, UPS/ FED-X.

*PRIORITY NEXT DAY SHIPPING AVAILABLE!

*SALE= BUY 6 TEST BOARDS AND GET 2 FREE.

*MONDAY THRU FRIDAY 8AM - 7PM EST.

*DEALERS WELCOME * ALL PRODUCTS GUAR!!

VISA **VISUAL**

COMMUNICATIONS INC.
ORDERS/CATALOG 1-800-GO-CABLE
TECHNICAL SUPPORT DEPT. 717-620-4363 EST. 1976

EDITORIAL

NESDA Goes To Washington (A Guest Editorial)

NESDA (the National Electronics Service Dealers Association) has always taken its responsibilities very seriously—representing the professional service dealer industry to manufacturers, distributors, educational institutions, other business organizations, and frequently even to state and federal governments. But this past June NESDA took its representation to a new level. It sent several members of its leadership to Washington, D.C. to lobby Congress on a bill that could have a serious impact on the professional service industry. This action also extends NESDA's representation to a new constituency—those customers who depend upon NESDA members to keep their consumer-electronics equipment working.

The bill in question is known in the House of Representatives as H.R. 2281. It implements an international copyright treaty. Why should professional service dealers care about an international treaty? We had better care about it, because in implementing the treaty to extend copyright protection to the creators of copyrighted works like movies, music, and other "intellectual property," H.R. 2281 allows "technological protection measures" that could affect the functions of next-generation VCRs, computers, and other recording products, and our ability to service them.

We must make sure that professional servicers can make changes to new products to guarantee their "playability," so that when consumers use these products in a lawful way, they will function the way consumers expect. If some "technological protection measure" interferes with the proper authorized viewing or recording of a copyrighted work, we must make sure that the professional servicer can address the problem without the servicer or the consumer being branded a lawbreaker.

Next-generation home electronics products in the digital age are going to be expensive, high-end equipment that consumers are going to want serviced to protect their investment. They will not be the "throwaway" products that are being sold today.

NESDA President Randy Whitehead CSM, Executive Director Clyde Nabors, and I met with our personal representatives in Congress, but we also met with representatives of the leadership of Congress—Majority Leader Dick Arney, Majority Whip Tom Delay, and others. All we met seemed pleased that we had brought the professional service dealers' point of view on H.R. 2281 to Congress. They expressed their gratitude that we were bringing to them the expertise and knowledge of an industry that apparently had been "written off" by the authors of the bill. They asked us for specific suggestions on how the bill needed to be changed in order to protect the professional service-dealers industry and the best interests of our customers. And we are providing those suggestions.

At this writing, in late June of 1998, the U.S. Senate's version of the treaty implementation legislation has been passed and the bill has been approved by one House committee. The House Commerce Committee is looking at it now and trying to assess its impact on American consumers and businesses, particularly the small-business community. We are going to make sure that the Commerce Committee has the information it needs to write a balanced bill.

So this is where NESDA chose to make its stand—to make the voices of professional service dealers and our customers heard where it will count the most: to bring the expertise and knowledge of our industry to the Members of Congress so that they can legislate based on expert information. This was the first time NESDA actually walked the halls of Congress. But with the technology we deal with daily changing so rapidly and with Congress' hunger for expert knowledge to keep up with those changes, I'll bet it won't be the last time.

Susan Frick
Vice President
NESDA

Q & A

READERS' QUESTIONS, EDITORS' ANSWERS
CONDUCTED BY MICHAEL A. COVINGTON, N4TMI

Frequency-Counter Flub

In June, we recommended that a reader build the 1-GHz frequency counter featured in our December 1990 issue. Joseph W. Baldwin wrote to advise us that due to a faulty front-end design, that particular counter won't actually work above 25 MHz—a fact that was addressed in a correction that was published in February, 1991.

We apologize most humbly; that project and its correction were published before your present columnist came on board, and the editorial department didn't catch the mistake in the June column. Apart from the frequency limitation, the counter works well.

If you've built this counter, you can probably improve it a bit by changing the 7490 and CD4017 (IC1 and IC3) to a 74AC190 (making appropriate pin connection changes) and 74HC4017 respectively. Even so, that will get you to 100 MHz at most. For proven 1-GHz counter circuits, see the *ARRL Handbook for Radio Amateurs*.

Watt's That?

In the July, 1998 issue, Fig. 1, page 8, we forgot to specify the wattage of the fluorescent bulb. It is 4 watts.

LED Light Chaser

Q I'd like to build an LED chaser for my car. I've drawn a schematic using a motor-driven rotary switch. Is there a simpler way?—C. B., Boiling Springs, PA

A A chaser, for those who don't know, is a circuit that makes lights turn on one after another, over and over, so that a spot of light seems to be moving rapidly along the string of lights. LED chasers are popular automotive decorations; some people wrap them around license

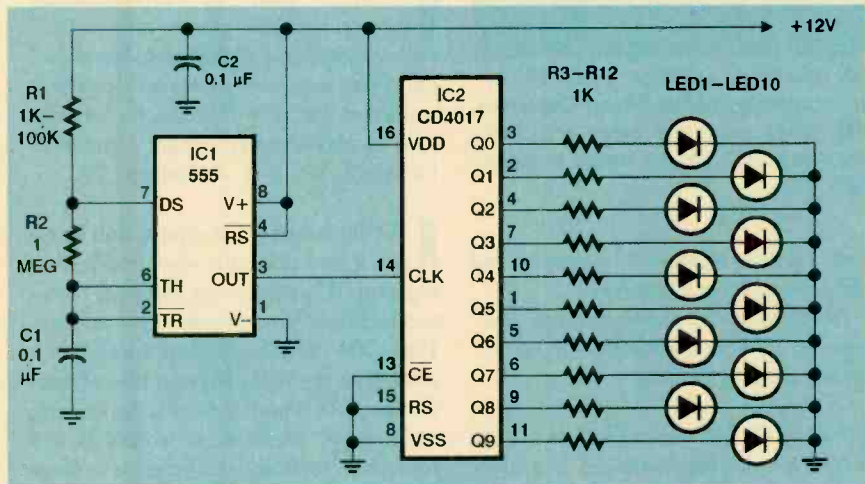


FIG. 1—IN THIS SOLID-STATE LED light chaser, speed is set by R2 and C1. As long as it is much smaller than R2, the value of R1 is not critical.

plates or stretch them out inside the rear window.

Motor-driven rotary switches are exactly how chasers were built in the days before digital ICs. Nowadays you can do the whole thing digitally, and Fig. 1 shows how.

The 555 IC (which can be an NE555, TLC555, 7555, or equivalent) generates pulses about seven or eight times per second. The CD4017 counts these pulses and activates its ten outputs one at a time, in succession. Each output drives an LED. Note the rather arbitrary pin numbering; the pins of the IC are not in the same sequence as the flashing of the LEDs.

The speed of the "chase" is controlled by R2 and C1; larger resistors and/or capacitors make it slower. You can use a 1-megohm potentiometer for R2 to make the speed adjustable. Resistor R1 provides a charging path for the capacitor and has little effect on frequency as long as it's substantially smaller than R2. Capacitor C2 protects the ICs against voltage spikes—a good idea in any digital circuit, especially an automotive one. For testing or for non-automotive applications, you can power the

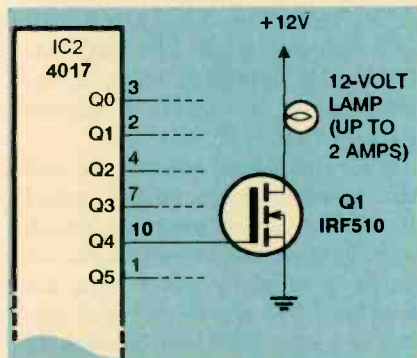


FIG. 2—IF YOU NEED to have your light chaser drive high-current bulbs, use this switching-transistor interface.

circuit from a 9-volt battery.

If you want to drive brighter lights instead of LEDs, use switching transistors as shown in Fig. 2.

Surge Protectors

Q Your December 1992 issue (page 45) describes a modem/fax protector consisting of two gas surge arrestors and four 1N5386B (180-volt, 5-watt) Zener diodes (see Fig. 3).

I haven't been able to locate the diodes.

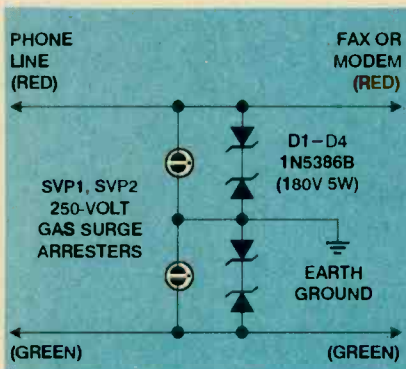


FIG. 3—THIS SURGE PROTECTOR, which originally appeared in our December, 1992 issue, uses gas tubes and Zener diodes to protect against surges on a telephone line.

Would varistors be adequate substitutes, and what voltage rating do you suggest?

Also, what do "protection-working" indicators for varistors consist of?—W. A. E., Toronto, Ontario, Canada

A You could use varistors with a 180-volt breakdown voltage, but they might not be entirely equivalent because a Zener is able to dissipate power continuously and a varistor is not. You can get 1N5386B's from Digi-Key (701 Brooks Ave. S., Thief River Falls, MN 56701; Web: www.digikey.com; Tel: 800-344-4539, or 218-681-3380). Other diodes equivalent to the 1N5386B include ECG5164A and NTE5164A.

As for your second question, we took apart a power-line surge protector to find out; Fig. 4 shows what we found. Naturally, protection indicator lights can only be powered by power lines, not phone lines. The one we examined consisted of a neon pilot lamp assembly in series with a large fuse (8 amps, but 1 amp would be a more conservative choice). The idea is that a lightning strike power-

MEET YOUR COLUMNIST

Since mid-1995, the Q&A column has been conducted by Michael Covington, and beginning this month, his name is on it. By day, Dr. Covington is a research scientist at the University of Georgia's Artificial Intelligence Center; by night he does writing and consulting. "Electronics used to be my hobby, but by now it's definitely part of my profession," explains Covington, who is a senior member of the IEEE, a ham-radio enthusiast (N4TMI), an amateur astronomer, and the author of more than 200 magazine articles and several books.

ful enough to destroy the varistors would probably also blow the fuse. Note that the light does *not* detect gradual deterioration of the varistors from multiple mild surges, so it doesn't *prove* that the varistors are good.

VR For VW

Q *I want to replace the electromechanical voltage regulator in my car, a 1967 Volkswagen Beetle, with a solid-state device. I've found numerous schematics for voltage regulators, but all of them are for cars that have an alternator. My car has a generator. Can you help?—J. B. S., Lubbock, TX*

A We consulted a real expert, Bob Pease (www.nsc.com/rap), who, besides being a top IC designer for National Semiconductor, is also an authority on late-1960s VW Beetles. He is not aware of a solid-state regulator for your car and recommends that you stick with the existing technology; after all, it works. If any readers have built a solid-state voltage regulator for a VW Beetle, we'd like to hear from them.

Fleet Of CD Changers

Q *I'm planning on opening a radio station and will be purchasing 28 Sony 200-CD changers. My problem is, how can I control all 28 changers from a single computer? Sony makes a control unit, but I don't know if it will daisy-chain to control more than one changer.—B. K., Gainesville, MO*

A For a purchase of that size, Sony should be able to give you some engineering assistance; contact them with your questions. If they don't have the product you need, they probably ought to develop it; yours can't be the only radio station that needs this capability. Contact Sony by e-mail at contact@sel.sony.com or by telephone at 941-768-7669. (Oddly, they don't give a mailing address on their web page.) Or you may want to hire an electronics consultant to design and build what's needed—but if you take that option, be prepared to spend thousands of dollars.

Cold Hands

Q *I am a high school student in a marching band. When we perform in the dead of*

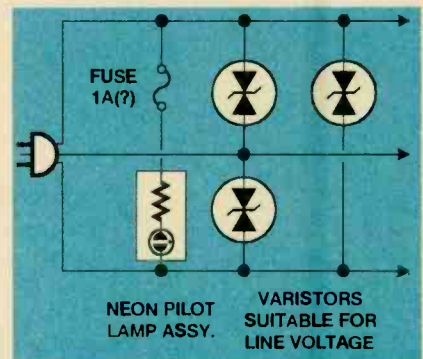


FIG. 4—HERE'S THE "protection-working" circuit inside one surge protector. If the light goes out, it is a safe bet that the varistors have also failed, but the light being on is no guarantee that protection is still in place.

winter, my hands freeze, almost to the point of frostbite. I was wondering if there was some kind of battery-powered electronic heating device that would keep my hands warm but would not alter the appearance of skin-tight white gloves.—B. H., Waukesha, WI

A Let's do the math. To warm your hands to a useful extent, your device would have to dissipate something like three watts of power. (Watts measure heat or any other form of energy, not just electricity.) Recall that watts = volts × amps. If it is powered by a 1.5-volt battery, your device would therefore consume 2 amps and would need a resistance of 0.75 ohm.

The idea might work if you can conceal a hefty battery pack elsewhere on your person. Try two D-cells in parallel, and make the heating element out of a piece of nichrome wire whose total resistance is 0.75 ohm (measure it), wrapped in some type of protective covering (perhaps heat-shrink tubing). If the wire gets too hot, use a longer wire to achieve a higher resistance. Be aware that a partial break in the nichrome could create a localized hot spot.

Testing Telephones

Q *I have several telephones I'd like to try to repair, but I do not want to book them to my telephone line during the testing process. Do you have a circuit for a simple telephone test set that would supply power for the telephones under test and perhaps a speaker that would allow testing of the talk circuit?—R. G. Z., Finksburg, MD*

A How about a 9-volt battery? Except for the ringers, you can test a telephone by connecting it to another tele-

HOW TO GET INFORMATION ABOUT ELECTRONICS

On the Internet: See our Web site at <http://www.gernsback.com> for information and files relating to our magazines (**Electronics Now** and **Popular Electronics**) and links to other useful sites.

To discuss electronics with your fellow enthusiasts, visit the newsgroups sci.electronics.repair, sci.electronics.components, sci.electronics.design, and rec.radio.amateur.homebrew. "For sale" messages are permitted only in rec.radio.swap and misc.industry.electronics.marketplace.

Many electronic component manufacturers have Web pages; see the directory at <http://www.hitex.com/chipdir/>, or try addresses such as <http://www.ti.com> and <http://www.motorola.com> (substituting any company's name or abbreviation as appropriate). Many IC data sheets can be viewed online. Extensive information about how to repair consumer electronic devices and computers can be found at www.repairfaq.org.

Books: Several good introductory electronics books are available at RadioShack, including one on building power supplies.

An excellent general electronics textbook is *The Art of Electronics*, by Paul Horowitz and Winfield Hill, available from the publisher (Cambridge University Press, 1-800-872-7423) or on special order through any bookstore. Its 1125 pages are full of information on how to build working circuits, with a minimum of mathematics.

Also indispensable is *The ARRL Handbook for Radio Amateurs*, comprising 1000 pages of theory, radio circuits, and ready-to-build projects, available from the American Radio Relay League, Newington, CT 06111, and from ham-radio equipment dealers.

Copies of past articles: Copies of past articles in **Electronics Now** and **Popular Electronics** (post 1993 only) are available from our Claggk, Inc., Reprint Department, P.O. Box 4099, Farmingdale, NY 11735; Tel: 516-293-3751.

phone and a 9-volt battery, all in series. With this hookup the telephones should be able to talk to each other and should produce tones when you press the buttons. You can even test a telephone by itself by connecting it to a 9-volt battery; you should be able to hear your own voice in the earpiece.

The green and red wires are normally positive and negative respectively (the only place in all of electronics where red denotes negative), but a telephone should

Electronics Now and many other magazines are indexed in the *Reader's Guide to Periodical Literature*, available at your public library. Copies of articles in other magazines can be obtained through your public library's interlibrary loan service; expect to pay about 30 cents a page.

Service manuals: Manuals for radios, TVs, VCRs, audio equipment, and some computers are available from Howard W. Sams & Co., Indianapolis, IN 46214 (1-800-428-7267). The free Sams catalog also lists addresses of manufacturers and parts dealers. Even if an item isn't listed in the catalog, it pays to call Sams; they may have a schematic on file which they can copy for you.

Manuals for older test equipment and ham radio gear are available from Hi Manuals, PO Box 802, Council Bluffs, IA 51502, and Manuals Plus, PO Box 549, Tooele, UT 84074.

Replacement semiconductors: Replacement transistors, ICs, and other semiconductors, marketed by Philips ECG, NTE, and Thomson (SK), are available through most parts dealers (including RadioShack on special order). The ECG, NTE, and SK lines contain a few hundred parts that substitute for many thousands of others; a directory (supplied as a large book and on diskette) tells you which one to use. NTE numbers usually match ECG; SK numbers are different.

Remember that the "2S" in a Japanese type number is usually omitted; a transistor marked D945 is actually a 2SD945.

Hamfests (swap meets) and local organizations: These can be located by writing to the American Radio Relay League, Newington, CT 06111; (<http://www.arrl.org>). A hamfest is an excellent place to pick up used test equipment, older parts, and other items at bargain prices, as well as to meet your fellow electronics enthusiasts—both amateur and professional.

work with either polarity. Once everything else is working, you can test the ringer by connecting the telephone to a working line and having someone call it.

Q&A By E-Mail

Q Please put your e-mail address on your Q&A column.—E. M. (via e-mail) and numerous other readers.

A There are several reasons we've been hesitant to invite Q&A submissions by e-mail. It would lead people to expect instant replies, which we can't give; each question has to wait its turn, not all questions are selected for publication, and because we're a monthly magazine, we have to maintain a few weeks' backlog. Also, e-mail would discourage people from enclosing the all-important circuit diagram. This is a situation in which old-fashioned paper correspondence actually works better. When necessary, you can contact us electronically via our web site (www.gernsback.com). If time is of the essence, you can sometimes get very quick answers to your electronics questions in the sci.electronics newsgroups (discussion forums) on the Internet and our own electronics forums on our Web site

Jukebox Help Request

Q I have a Seeburg model HF100R jukebox dating from around 1954 and need to get it repaired. Where can I obtain schematics, troubleshooting advice, or the name of someone in my area that can repair it?—Steve Tambeau, 1519 Watson Street, Scranton, PA 18504

A According to ads on the Internet, vintage jukebox manuals, including the one you require, are available from Bumper Action Amusements, 562-566 City Rd., South Melbourne 3205, Victoria, Australia; Web: www.bumper.com.au; Fax (as dialed from the USA): 011-61-3-9696-6777. (They accept U.S. Visa and MasterCard.)

You might also contact '59 Jukeboxes, Inc., 9613 Harford Road, Suite 359, Baltimore, MD 21234; Tel: 410-661-7588; e-mail: jukebox@sitestar.com. They stock parts for later-model (post-1959) Seeburg jukeboxes and can probably give you some help. And we're publishing your name and address so other people can contact you directly.

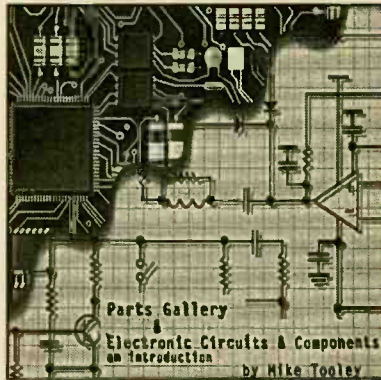
Intermittent TV Tip

Q In your November 1997 issue a reader asked about a 1978 Zenith TV that had intermittent loss of picture upon turn-on. I had one in my shop that did something similar, and the problem turned out to be a poor connection in the socket where Zenith had installed the video amplifier transistors. My solution was to solder the transistors in.—Roger Doering, Camp Verde, AZ

NEW! ELECTRONICS CD ROM

The most effective way of learning electronics

Two Courses on one CD ROM!
Only \$56⁰⁰



Electronic Circuits and Components

Discover the standards and application of common types of electronic components and how they are used to form complete circuits in **Electronic Circuits and Components**. Sections on the disk include: Fundamental Electronic Theory, Active Components, Passive Components, Analog Circuits and Digital Circuits. The CD ROM includes:

- Interactive laboratories • Supervisor notes
- Full audio commentary • Editable worksheets
- About 20 links to pre-designed Electronics Workbench circuits

The Parts Gallery


Many students have a good understanding of electronic theory but still have difficulty in recognizing the vast number of different types and makes of electronic components. **The Parts Gallery** has been designed to help overcome this problem; it will help students recognize common electronic components and their corresponding symbols in circuit diagrams. This CD ROM incorporates a quiz so that students can check their knowledge of electronic components and symbols. The CD ROM includes:

- Over 150 component and circuit photographs • Supervisors notes
- Self-test Component and Symbol quizzes • Hundreds of electronic symbols

To Be Released Soon!

A series of interactive CD ROMs provides a comprehensive and up-to-date introduction to the world of electronics. The series provides a sound understanding of the principles and behavior of electronic components and the circuits to which they are connected. Two new CD ROM disks are to be released in the very near future. They are **Analog Electronics** and **Digital Electronics**. As soon as they are released, information on their contents and availability will be published.

Claggk Inc., PO Box 4099
Farmingdale NY 11735-0792
e-mail: claggk@poptronix.com



Name _____ Phone _____
Address _____
City _____ State _____ Zip _____

Enclosed is \$56 for each Student version of **The Parts Gallery** and **Electronic Circuits & Components** on a single CD ROM, shipping included inside the U.S. Shipping costs to Canada an additional \$3.00. Overseas orders please contact CLAGGK, Inc. for shipping costs.

I am ordering (....) copies at \$56 each. NY State residents must include sales tax.

I have enclosed my check for \$ _____
 Please charge my credit card for \$ _____
 Visa MasterCard Discover Expiration Date: ___/___/___
Card Number _____ Signature _____

(Name on order and signature must be same as on Credit Card.)

A Thanks for the tip. Intermittent video can be caused by a loose connection anywhere along the signal path, and transistor sockets are a notorious source of problems. So are the connectors that link separate circuit boards.

As you note in your letter, the problem could have many other causes, and working on a TV is dangerous due to high voltages; readers who are not familiar with TV servicing or don't have appropriate equipment should of course use the services of a repair shop.

Air Cleaner Power Supplies

Q In the July 1998 issue a reader asked about building a replacement power supply for his electronic air cleaner. I tried it, but the diodes did not survive very long even though they were properly rated. You can buy a replacement power supply from Trion, Inc., 101 McNeill Road, Sanford, NC 27331; Tel: 919-775-2201. This company made air cleaners for Sears and others.—Earl Morris, via e-mail

A Thanks for the tip! We called Trion and they said that they supply parts for some models of other brands, but not all. For a Sears air cleaner, for example, they recommend trying Sears first.

Writing to Q&A

As always, we welcome your questions. The most interesting ones are answered in print. Please be sure to include plenty of background information (we'll shorten your letter for publication) and give your full name and address (we'll only print your initials). *If you are asking about a circuit, please include a complete diagram.* Due to the volume of mail, we regret that we cannot give personal replies. **EN**

**BE A TEACHER.
BE A HERO.**

Call
1-800-45-TEACH.

Ad Council A Public Service of This Publication

1 Study at Home

We live in a constantly changing world, where exciting new technological advancements are made everyday. At the Cleveland Institute of Electronics we make it simple to train, earn a degree and prosper in the workforce. Over 150,000 students in the United States and 70 foreign countries got their start in electronics through CIE. And they received their education at their own pace in the comfort and convenience of their homes. At CIE you'll receive a first class education by a faculty and staff devoted to your career advancement. All of CIE course and degree programs are taught through a patented, proven learning process. To discover all the benefits and programs/ degrees available from CIE send for your free course catalog today.



CIE's Associate Degree program contains 297 lab experiments.

2 Work Where You Want

And once you complete your education at CIE, you can just about write your own ticket to where you want to work and in what specialized field... MIS, broadcasting, industrial, automotive, management... The opportunities seem limitless in today's high-tech world.

The Cleveland Institute of Electronics has been approved for use of Veterans Affairs Benefits and DANTES Tuition Reimbursement.

Tuition assistance from the Veterans Administration or the DANTES Program is available to veterans and service members in the Armed Forces.



Employees are seeking & hiring qualified applicants.

FREE CATALOG



1776 E. 17th Street
Cleveland, Ohio 44114-3679

Visit Our Web-Site
www.cie-wc.edu

YES! I am interested.
Please send me a catalog.

Name: _____

Address: _____

City: _____ State: _____ Zip: _____

Phone Number: _____

A school of thousands. A class of one. Since 1934.

AE130



LETTERS

SEND YOUR COMMENTS TO THE EDITORS OF ELECTRONICS NOW MAGAZINE

Silly Shunts

A few errors crept into my article "Make Your Own Shunts" in the August 1998 issue. First, in the third paragraph, third column, on page 51, reference is made to watching the meter "...until the analog meter's needle moves to a full-scale reading." Actually, the meter's reading is not significant. The only thing to be concerned about here is the needle not being pinned against either stop, which could damage the meter itself.

The next problem involves the equations in the center column on page 52. The units there should obviously be ohms, not volts.

Finally, near the bottom of the second column on page 52, reference is made to winding the coils over "an insulated screwdriver handle or something similar such as a non-conductive wood dowel." Actually, the conductivity of the form is not important, since it is only used to wind the wire into a coil and then removed.

DEAN F. POETH, II, Ph.D.

Troubleshooting Tips

To anyone who has built my "No-Parts PIC Programmer" in the September 1998 issue and has had trouble with it, here are some simple checks:

1. Check my Web site (www.mindspring.com/~covington/michael). Updates, if needed, will be posted there.
2. Measure the +5V and +12V supply voltages. The 12-volt supply must be between 12.0 and 14.0 volts. Some "12-volt" power supplies are considerably outside that range.
3. Use a fresh or tested PIC. Be sure to protect the PIC from static electricity when you handle it.
4. If your PC BIOS provides different settings for your parallel port, try all of them. NOPPP should work with any setting (compatible, bi-directional, ECP, or EPP), but choose "compatible" if you have any doubts.

5. Finally, if you still can't get NOPPP to work, try it on another PC, if possible.

I am interested in helping people troubleshoot this project. If you've built NOPPP and can't get it working, write to me.

MICHAEL A. COVINGTON
Covington Innovations
385 St. George Drive
Athens, GA 30606

Editorial Approval

I have never written to the Editor of *Electronics Now* before, but I'd like to let you know how much this subscriber agrees with you and enjoyed your courageous editorial in the August issue. I use the word courageous since it goes against all of the trendy Microsoft bashing currently seen in the press.

My wife studied many hours for the Microsoft certification exam, which she's passed. This entitles her to use the Microsoft logo on her business cards and on our Web page. This also gives Microsoft bashers an excuse to flame her for using the logo of the "evil empire of Redmond, WA."

ERICH KERN
via e-mail

...and Disapproval

Knock, Knock....Hello??? Have you been paying attention to the objections to Microsoft and its built-in programs? The issue is this: once you have complete

control of the desktop, some controls must be in place in order to provide a choice. Even the Defense Department realizes this as they like to have at least two suppliers for a product.

No one is saying that Microsoft should not be able to include its browser, even though it's a captive audience. What they are really saying is that the playing field should be level. No application should be build into an operating system for many reasons. So, provide "hooks" into your system so your browser (Microsoft's) and anyone else's browser will work on the desktop. Don't deliberately build it so that it cannot be removed, and then plead that everyone is not being "fair" to your "unfair" business actions.

Personally, I am sick of hearing about it.

By the way, what will you say next year when Microsoft issues the next version with a built-in spreadsheet, and the year after that with a built-in word processor? Of course, these products will not be able to be removed without damaging the operating system. Will we tolerate the lies then as we did when we listened to such things as "full 32-bit system (Windows 95)," etc.?

RICHARD GOEKEN
via e-mail

Worth the Price

I had just completed writing *Magnets and Magnetic Sensor Projects*, a new RadioShack project book, when the mailman dropped off the July issue of *Electronics Now* with Joseph Carr's article on magnetic sensors. It appears that the versatile Joe Carr is as adept at discussing fluxgate magnetometers as he is at describing antennas, radio circuits, solar effects on the atmosphere, medical, electronic, and a host of other topics. Thanks for providing us readers with Joe Carr's contributions. His articles alone are well worth the price of a subscription.

FORREST M. MIMS III
Seguin, TX

Write To:
Letters,
Electronics Now Magazine,
500 Bi-County Blvd.,
Farmingdale, NY 11735

Due to the volume of mail we receive, not all letters can be answered personally. All letters are subject to editing for clarity and length.

We're *the* shop for home shops.

39.99
3-amp regulated power supply powers DC devices from home AC. #22-584

1.99
Durable project box with aluminum and plastic lid. #270-1801

49.99
Auto-ranging digital multimeter. Simple push-button and slide-switch controls. #22-163

19.99
Soldering work station has dual-powered iron—just flip a switch to go from 20W to 40W. #64-2184

5.99
6-piece, precision anti-static screwdriver set. Durable alloy steel shafts. #64-1963

29.99
Pocket-size torch kit. Produces 5000°F in an adjustable pinpoint flame. #64-2165

2.29
Multicolor heat-shrink tubing. Red, white, blue and clear. Pkg. of 7. #278-1610

9.99
Ball-bearing type 2VDC blower fan. 2,600RPM, 180mA. #273-260

Solutions for all your projects and repairs.

There's a RadioShack in your neighborhood with the tools, parts and accessories to complete virtually any small electronics project or repair. You'll find the hottest gear for everything from making simple repairs and testing circuits to building speaker systems and designing your own electronic devices. Even hard-to-find parts and accessories that might not be on our shelves are available for fast delivery direct to your door—just ask a store associate about RadioShack Unlimited. For our store nearest you, call 1-800-THE SHACK (1-800-843-7422).



RadioShack®

You've got questions. We've got answers.®

Prices apply at participating RadioShack stores and dealers. Independent RadioShack dealers and franchisees may not be participating in this ad or stock or special-order every item advertised.

CIRCLE 78 ON FREE INFORMATION CARD

www.americanradiohistory.com

More "Who Am I?"

I am a 61-year-old retired electronics engineer/technician. I attended a vocational school in the early 50s and was a radio/TV repairman during that time. After graduation, I was in the U.S. Navy for six years working as an electronics technician. I was discharged in 1962 and went to work for the Naval Research Laboratory in Washington DC and started college at the same time. I graduated with a BSET degree in 1967. My nine years at NRL were spent in the design and development of meteorological equipment. In 1971, I went to work for ESSA (which became NOAA) in Miami, where I continued to work until I retired. My work at NOAA was mostly the design, development, and deployment of underwater acoustic systems.

Electronics has always been my hobby along with powerboat racing and Corvette cars. My electronic interests include antique radio and experimenting with many different circuits and applications. I am not just interested in the technology but also the history and the people involved.

I think there are enough magazines for and about computers. Please do not add *Electronics Now* to the list. If you can add articles about the application of computers such as using PCs to act as test or measurement instruments, this would be useful. Everyone has or can obtain an older PC that can be the center of some measurement or test instrument or system. I know that there are plenty of commercial programs and hardware that already do data acquisition and display, but most are too costly for the hobbyist. However, some simpler and application-specific system could be designed that would not be as general or expensive.

CHARLES LAUTER
Miami, FL

I have been subscribing to *Electronics Now* for about 4 or 5 years. This was also how long I have been interested in the electronics hobby. I am a computer programmer by trade, currently working with a group of EEs on designing test equipment. At work, I view hardware as an item to blame when my software doesn't work.

My major focus on electronics involves hobby work that I'm doing with 8051 processors and various smaller projects. I read your magazine to help me design and build my projects better.

The articles that interest me least are

single-purpose build projects with hard-to-find components. (You can determine if a component is hard to find if none of your advertisers carry it.) I also find articles that center on a microprocessor but do not provide source code to be almost worthless. Yeah, the source code doesn't help you build the project, but without an E(E)PROM programmer, the object code doesn't help either. Besides, someone may have a BASIC microprocessor that can be modified to fit the project and then the source code would be handy. Also, some of us just like to read source code to get ideas.

I would like to see more basic articles, such as the current one on magnetic sensors, and the one a while back on transistors. I would also like articles on basic board design. I notice almost all the projects use PC boards and there is no mention of why not use wirewrap, or any discussion on the limitations of different techniques. I would also like articles on basic equipment, such as Oscilloscopes and other fairly common devices. Construction articles should also discuss the whys, such as why use a TTL component, instead of an HMOS or CMOS. In short, these are sort of an expansion of what is in Horowitz and Hill's *Art of Electronics*.

I find Sam Goldwasser's articles very good. We all have a few broken appliances, and my wife certainly would be impressed if I could fix one. Don Lancaster's recent article on temperature sensors was interesting. You can tell him that we don't need an article on writing a real-time operating system in Postscript though. In fact, I don't think you really need articles on software unless there is enough hardware components to justify it. There are plenty of magazines that cover software.

Although I am currently not into RF, I would like to see articles on RF. After all, you used to be *Radio-Electronics*. I would also like to see articles on motor control and motors in general. (A good series would be to design a garage door opener—it has everything, RF, microprocessor, and a big motor.) In short, I am looking for articles that inform me on how to build my next project better.

The new Prototype section may be worth it, but why you included an article on anti-virus space research beats me. I like your advertising section. It is a good resource for parts.

BOB ENGEL
via e-mail

I enjoy the magazine! I especially enjoy the experimenter/kit ideas. Many times I am not interested in building the project, but I am interested in learning more. I would like to see between three and four projects in each month's edition.

I am an electrical engineer and have in the past built or repaired electronics items. I always enjoy these articles. I am also a Radio Amateur, N7RGW. I subscribe to other magazines such as *QST*. I also subscribe to computer magazines. I like the niche that you are filling: a combination of computer, electronics, and radio. I would hate to see you make a drastic change in what you are doing, but I understand that fewer and fewer people seem to be dealing with the hardware issues of electronics. I teach engineers as part of my job, and I am amazed at how many new college graduates do not know electronic components or instruments, such as oscilloscopes.

I am enjoying the series about how to repair a CD player. I enjoy learning about the problems and solutions. I also enjoy the question and answers column. One more thing, I really enjoy the advertisement section and the way that you have it organized. I like it all in one place, and I always review it.

LARRY LOVELL
via e-mail

What a timely question. I was just asking myself that question—What do I want? Who am I? I am a 36-year-old male, married, and father of three young boys. My background in electronics is very limited, but my interest in it is not. I became interested in electronics when I was forced to look for a possible new career. The factory where I am presently employed has warned us of a possible closure. I began taking night courses at our local college; three years later and four courses short of a college diploma (plus a two-year subscription to your magazine) I find myself questioning how I can use this newfound knowledge.

I have found your magazine to be somewhat advanced for someone with limited experience in the trade such as myself. However, I find *Tech Musings* and *Prototype* very informative. *Electronics Now* is a fine magazine. My only request is to perhaps have an occasional project that a person with limited experience can try and learn with.

SAM STAGNO
via e-mail



EQUIPMENT REPORT

TEKTRONIX TX-3 DIGITAL MULTIMETER

Tektronix outdoes itself once again with the TX-DMM family of hand-held digital multimeters.

CIRCLE 15 ON FREE INFORMATION CARD



A company that is renowned for producing products that are top-notch in quality and performance faces a unique problem: When it comes time to freshen up a product line, it takes a tremendous amount of effort to outdo the last top model. That is certainly true of Tektronix DMMs, which have always been among the best in the world. Amazingly enough, however, Tektronix' new TX-DMM family of digital multimeters outperforms the last generation, but without sacrificing one bit of their legendary ruggedness.

Let's face it: Tektronix DMMs are intended for professional use, where long-term accuracy, durability, and convenience are more important than initial cost. Auto mechanics use sockets that cost \$5 apiece, are guaranteed for life, and never break, rather than the imported socket sets that contain hundreds of tools for \$19.99. For the same reasons an electronics professional will usually spend hundreds of dollars on one quality DMM rather than buy \$50 units every few months. A DMM is a technician's most important tool, and one can't afford to be out in the field with a DMM that might fail. That said, however, the pricing on these high-end units is not out of line with that of similar units from other manufacturers, and is not out of reach for a dedicated hobbyist who is serious about his or her efforts.

The TX-DMM series of DMMs consists of two models: the TX-1 and the TX-3. Made in the USA, the TX-1 is

priced at \$275 and the TX-3 at \$325. We examined the TX-3, which adds built-in temperature measuring, even greater accuracy, and other advanced functions to the TX-1's feature set.

Tektronix' new TX-3 is loaded with convenience features that make it easy to live with day in, day out. The rubber holster's built-in stand can be positioned in the standard, standing position, horizontally so the meter can grab onto a bar or rail, or vertically so that the meter can hang from a nail or hook. The probes store safely and conveniently in the back of the holster. The probes are of the best quality we've seen on a DMM, and they come with "why didn't I think of that" protective caps for the probe tips and plugs.

The TX-3 has a lighted display with adjustable auto shut-off time for both the light and the meter. Auto shut-off can be overridden so that the light and/or the meter will remain on indefinitely. The TX-3 is powered by two AA batteries that are accessed by removing the meter's water-resistant, slide-off bottom cap. The batteries should last 100 hours with the backlight off. Calibration is unaffected when changing the batteries because the meter does not have to be unsealed to change them. Speaking of calibration, the TX-3 will provide an electronic readout of the last calibration date and comes with a traceable calibration certificate.

Considering its features, the TX-3 is compact, measuring about $1.5 \times 3.5 \times 5.25$ inches. It weighs 13.5 ounces bare

and 19 ounces in its holster. It feels heavy and ruggedly built, with the rotary switch clicking sharply with each step. The true rms meter is extremely accurate and category III certified to 1000 volts AC. There's even an option to connect the TX-3 to a PC for data-acquisition and logging, though we did not test that capability.

TX-3 Features

The TX-3's dual display lets you see two measurements at once, for example the amplitude and frequency of a current or voltage. The meter allows temperature measurements from -50 to +980 degrees C with the included temperature probe, so there's no need for any extra equipment. A measurement-hold function freezes measurements that might be made in awkward viewing situations, and there are 30 memory locations to store measurements for later scrutiny. Memory is saved even when power is turned off or if the batteries are changed. A time-stamped min/max recorder catches transients that might otherwise be missed and indicates when they occurred.

The TX-3 has a 50,000 count display along with a bargraph readout. It measures AC and DC voltage, AC + DC (rms) voltage, AC and DC current, resistance, frequency, diodes and capacitors, continuity, duty factor, and temperature. There's also a delta mode. All functions have an indicator on one of the most elaborate displays we've ever seen. The TX-3's display has two modes with either $4\frac{1}{5}$ or $3\frac{1}{5}$ digits, and either 50,000 counts with 1 reading per second or 5000 counts with 4 readings per second. A 20-segment bargraph is updated 20 times per second.

The TX-3's maximum input voltage is 1000 volts AC or DC and is accurate to $\pm 0.05\%$. The maximum current input is 10 amps for up to three minutes or 15 amps for 30 seconds. The meter can measure resistance from 0.01 ohm to 50 megohms, capacitance from 5 nF to 50 μ F, and frequency up to 1 megahertz.

(Continued on page 18)

Celestial Reasoning, More on PRNGS, And A New Long-Term Project

IT'S CRYSTAL BALL TIME. THE RECENT ALIGNMENT OF CERTAIN CELESTIAL BODIES HAS ENABLED THE FOLLOWING TRUTHS TO REVEAL THEMSELVES TO YOURS TRULY. I'VE DECIDED TO PASS THEM ON ROYALTY FREE.

PC performance is topping out. For the first time ever, a PC bought in 1998 may last a decade or more, barring any major breakthroughs, such as RAM that can run at CPU speeds or whose density increases by several orders of magnitude, with a corresponding decrease in price.

A hot computer a decade ago was a 25-MHz 386; most people still used 286s, and there were still tons of XTs in use. Will today's leading-edge 400-MHz Pentium IIs look as dated a decade from now as the 386-25 does today? I don't think so. The computer you buy today may last you a very long time. You may add storage and other peripherals, or a flat-screen monitor, but you won't replace the box.

Hardware innovation is now centered in portable devices, including laptops, and even more importantly, PDAs like the Palm Pilot, now in its third generation. On the other hand, a decade from now, the PDAs we use will make the current generation look like those 386s.

PC-TV convergence is also occurring, but is not really very interesting, except as a social phenomenon. The whole process will be dominated by very large companies; there will be no room for small-scale innovators and innovations of the type that fueled the PC industry from roughly 1975 to 1995.

Software innovation has moved from applications and utilities for the desktop to applications and utilities for portables, and, of course, the Internet.

Despite all the bad PR, Windows, Word, and Visual C++ will continue to dominate their respective markets. In other words, I don't care what people say, you-know-who is here to stay. Maybe, just maybe, toward the end of the coming decade, there will be serious competition, but I would not bet my life savings on it.

Java technology is quite interesting, but Java marketing is slipping badly. If it doesn't turn around soon, Java will die on the vine, or at best become another very small niche supported by a small band of true believers, à la Macintosh and UNIX.

More on PRNGs

We discussed Pseudo-Random Number Generators (PRNGs) in some detail last month. As mentioned, the most popular algorithm for generating a seemingly random sequence of integers is called a Lehmer generator, and it looks like this:

$$x_{i+1} = (ax_i + c) \bmod m$$

The values of the constants a , c , and m are critical. With the wrong values, the sequence will quickly (or immediately) degenerate into a constant value or a simple repeating sequence. So how do you choose good values? The following comments are adapted from section 3.6 of the third edition of Knuth's *The Art of Computer Programming, Volume 2, "Seminumerical Algorithms."* The initial set of comments apply to machine language programming:

The value of m should be large, at least 230.

On a binary computer, choose a so that $a \bmod 8 = 5$. The value of a should be between 1% and 99% of m , and its bit pattern should not be regular. A good choice is $a=3141592621$.

If a is a good multiplier, the value of c does not matter, as long as c has no factor in common with m , if m is the computer's word size. Good values are $c=a$ and $c=1$; $c=0$ is not a good value, unless m is prime. By the way, a Mersenne prime is a prime of the form $2^n - 1$. The complete list of values of n less than 500 that yield Mersenne primes includes 2, 3, 5, 7, 13, 17, 19, 31, 61, 89, 107, and 127. For more

LISTING 1—RANDOM NUMBER GENERATION IN C

```
/* from Knuth, Art of Comp. Prog., Vol. 2, Seminumerical
 * Algorithms, 3rd ed., p. 185.
 */
#define MM 2147483647 /* a Mersenne prime */
#define AA 48271
#define QQ 44488
#define RR 3399

/* (long)(MM/AA) */
/* MM%AA; RR must < QQ */

/* initialize X<>0, X<MM */
long X;
X=AA*(X%QQ)-RR*(long)(X/QQ);
if (X<0) X+=MM;
```


information, see www.mersenne.org.

The least significant bits of x are not very random. It is best to think of x as a fraction (x/m) between 0 and 1. To generate a random integer between 0 and $k-1$, multiply by k and truncate the result.

In C, without using floating-point arithmetic, Knuth suggests use of a large prime for m , where large means something close to the natural machine size of a word. In this case, c should be 0, and a should be a primitive root of m . See the routine shown in Listing 1, where the value of MM is 231-1. Because MM is prime, the LSBs are just as significant as the MSBs.

Listing 2 shows a routine that, in combination with the routine of Listing 1, gives long sequences ("millions and millions") of random numbers.

Small C Project

I have been experimenting with the Small C compiler published on an occasional basis in Dr. Dobbs Journal going back as far as 1980, and as recently as 1997. Small C is a loose subset of ANSI C that supports pointers, dynamic memory management, integer math, and

LISTING 2—LONG SEQUENCE RANDOM NUMBER GENERATION IN C

```

/* from Knuth, Art of Comp. Prog., Vol. 2, Seminumerical
 * Algorithms, 3rd ed., p. 186.
 * combine with previous routine
 * Z is the output of this routine, 0 < Z < 2**31
 */
#define MMM 2147483399          /* nonMersenne prime */
#define AAA 40692
#define QQQ 52774              /* (long)(MMM/AAA) */
#define RRR 3791              /* MMM%AAA; RRR must < QQQ */

long Y, Z;
Y=AAA*(Y%QQQ)-RRR*(long)(Y/QQQ);
if (Y<0) Y+=MMM;
Z=X-Y;
# (Z<=0) Z+=MM;

```

one-dimensional arrays of char and int types. The compiler has a simple optimizer. There are no structs or unions, longs or floats.

The source code is public domain, with copyright by James E. Hendrix. It's available on the Internet and on a CD-ROM from Miller-Freeman. See www.ddj.com, or call 800-822-1162.

The most interesting thing about Small C is that Small C is written in Small C. That's right; it compiles itself. The interesting thing about that is that

you can change and enhance the compiler to suit your needs.

For example, the basic compiler generates code that runs on a PC. However, Small C has been ported to generate code for other microprocessors and microcontrollers, including Z80, 6502, 8051, and 68HC11. In fact, the original version of Small C was built on and for a Z80 running CP/M.

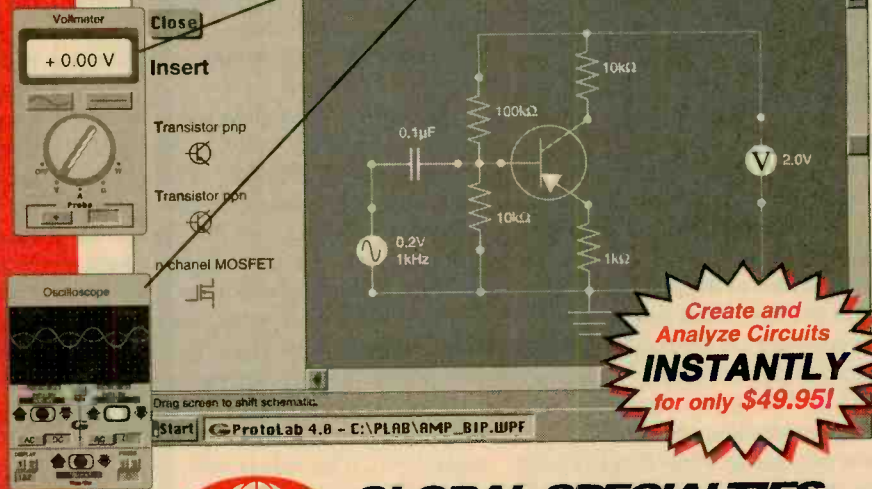
The CD-ROM is valuable because it contains the complete text of Hendrix' excellent and out-of-print book explain-

ProtoLab 4.0

YOUR NEXT GREAT DESIGN STARTS HERE!

Easy-to-use circuit simulation package from the leader in electronic prototyping.

- Designed for use with Windows®95
- Design circuits instantly while choosing from a complete list of active and passive components
- Analyze circuits using built-in test instruments.



GLOBAL SPECIALTIES
SOFTWARE

INNOVATIVE PRODUCTS. UNSURPASSED QUALITY.
1-800-572-1028 • For a demonstration, visit:
www.globalspecialties.com

Windows®95 is a U.S. registered trademark of Microsoft Corporation.

LISTING 3—SMALL C BATCH BUILDER

```
@echo off
if (%1) ==() goto SYNTAX
if not exist %1.c goto NOFILE

cc %1
if errorlevel 1 goto BADCOMPILE

asm %1
if errorlevel 1 goto BADASSEMBLE

rem for MS
rem link %1, %1, %1, /lib, nul

rem for Borland
tlink %1, %1, /, /clib
if errorlevel 1 goto BADLINK

Echo Success!
goto END

:NOFILE
echo No such file: %1.c
goto END

:SYNTAX
echo Specify a C file to compile, no extension
goto END

:BADCOMPILE
echo Unsuccessful compile, terminating
goto END

:BADASSEMBLE
echo Unsuccessful assemble, terminating
goto END

:BADLINK
echo Unsuccessful link, terminating
goto END

:END
```

ing basic C programming, compiler use, and compiler modification and enhancement. The CD also contains the source to Hendrix' final version (2.2) of the compiler, as well as the ports mentioned above. In addition, it has another 16 article reprints from Dr. Dobbs, all of which are interesting, and some of which are practical, including one on adding concurrency (multitasking) to Small C.

Some of you may know that I've been playing with Atmel's new line of AVR microcontrollers. Compared to PICs, they're fast and smart, but thus far under-supported by the manufacturer and third parties. (I'm not going to get into the AVR very much here; for that, see my column in our sister publication, **Popular Electronics**.) In particular, there are only two C compilers available, one very

expensive, one pretty darned expensive.

With this column, I am initiating a long-term part-time project: porting Small C to the AVR. Even if building compilers is not your cup of tea, I think you'll find it interesting to find out what the process involves. The column will continue pretty much as in the past; I will continue covering a variety of topics each month. In addition, there will also be occasional ongoing coverage of the port. I'll post code samples on the Ingeneering Web site (www.ingeninc.com). Speaking of which, there is a new "Tech Corner" that will support my technical articles and interests, something I haven't done very well in the past. Be sure to stop by.

About Small C

Small C is a command-line compiler. It generates assembly-language source code, which must be assembled and linked to run. Small C comes with an assembler, which was written in Small C and is called (naturally enough) Small Assembler, for which source is also available (on the CD, perhaps elsewhere).

The only problem with the standard distribution is that it does not include a linker. If you have just about any old 16-bit C or assembly development tool, you should have a usable linker. I've successfully used linkers from Visual C++ 1.5, MASM 6.1, and Turbo C++ 3.0. I did a brief search and found copies of version 4.01 of Borland's TLINK, which precedes the one in TC3, posted all over the Internet. I'll post a copy on my site, at least until Borland—whoops, Inprise—tells me not to.

On a 180-MHz Pentium Pro running NT4, a complete build of the entire compiler (about 2800 lines of code) takes only about 15 seconds, so the separate compile, assemble, and link stages are still fast enough to have a highly interactive feel. Listing 3 shows a batch file that produces an EXE from a C source. If an error occurs at any stage, the batch file exits with an appropriate message.

The Small C compiler source exists in four files: CC1.C, CC2.C, CC3.C, and CC4.C. The code is well partitioned among them, so that CC1 and CC2 contain the front end, CC3 contains the expression analyzer, and CC4 contains the code generator.

In practice, this means that if you wanted to add features to the language (e.g., structs), you would work on CC1 and maybe CC2. However, if you wanted to generate assembly language for a

different processor, you would concentrate your efforts in CC4. That's the good news.

The bad news is that some hard-coded code-generation occurs in CC1, and the code-generation structures and routines in CC4 are not as cleanly separated from surrounding code as would be ideal. That in turn makes the job of porting more difficult than it could be. However, it's hardly insurmountable either, as we'll see.

In a nutshell, what we need to do is 1) Make the compiler generate AVR assembly code, 2) Rewrite the C library and startup functions in AVR code, and 3) Add support for native functionality of the chip (timers, interrupts, A/D, serial I/O). We'll do so targeting the senior member of the family, the 8515, which has 4K of program space. Later, we will look at supporting other family members, enhancing the language, and so on. In the meantime, stay in touch via e-mail at jeff@ingeninc.com. EN

EQUIPMENT REPORT

continued from page 15

One rotary switch and 10 pushbuttons control all functions on the DMM. A Hold button causes the meter to beep, freeze the display, and turn on an "H" indicator. A Range button first selects the manual ranging mode and then selects the range.

As you can see, the Tektronix TX-3 packs a ton of usability and features in a rugged package that is built to last. If you are serious about your electronics profession or hobby, put this one on your short list of DMMs. For more information on the TX-3, or its sister unit, the TX-1, contact Tektronix directly (Tektronix Measurement Group, PO Box 3960, Portland, OR 97208-1542; Web: www.tek.com/measurement), or circle 15 on the Free Information Card. EN

Get your copy of the CRYSTAL SET HANDBOOK



Go back to antiquity and build the radios that your grandfather built. Build the "Quaker Oats" type rig, wind coils that work and make it look like the 1920's! Only \$10.95 plus \$4.00 for shipping and handling. Clagg Inc., P.O. Box 4099, Farmingdale, NY 11735. USA Funds ONLY! USA, Canada and Overseas. NY State residents add local sales tax. MA01



Plug a Friend into
Electronics
NOW
and Save \$41.89*

This Christmas give an electrifying gift ... plug a friend into Electronics Now and brighten the whole new year! Whether electronics is your friend's livelihood or hobby, your gift will illuminate the whole spectrum of electronics throughout the coming year and provide a monthly reminder of your friendship.

Electronics Now will keep your friend informed and up-to-date with new ideas and innovations in all areas of electronics technology ... computers, video, radio, stereo, solid-state devices, satellite TV, medical electronics, communications, robotics, and much, much more.

We'll provide great plans and printed circuit patterns for great electronic projects. In just the last few years, Electronics Now has presented amateur TV equipment, robots, computer peripherals, microcontroller programmers, test equipment, audio amplifiers, telephone projects, relay circuits, and much more.

PLUS ... equipment troubleshooting techniques ... circuit design ... reports on new technology and products ... equipment test reports ... in-depth coverage on computers, video, audio, vintage radio ... and lots more exciting features and articles.

SAVE \$41.89* ... OR EVEN \$83.78* ... For each gift of Electronics Now you give this Christmas, you save a full \$41.89* off the newsstand price. And as a gift donor, you're entitled to start or extend your own subscription at the same Special Holiday Gift Rate—you save an additional \$41.89*!

No need to send money ... if you prefer, we'll hold the bill till January, 1999. But you must rush the attached Gift Certificate to us to allow time to process your order and send a handsome gift announcement card, signed with your name, in time for Christmas.

So do it now ... take just a moment to fill in the names of a friend or two and mail the Gift Certificate to us in its attached, postage-paid reply envelope. That's all it takes to plug your friends into a whole year of exciting projects and new ideas in Electronics Now!

*Basic sub rate — 1 yr/\$24.99 2 yrs/\$48.99

Prototype

Cell Phone Battery May Soon Be The Talk Of The Town

A new power source for cellular phones, portable computers, and other portable electronic devices promises to deliver power up to 50 times longer than standard nickel-cadmium (NiCd) batteries.


Following a long-time dream of electrochemists to create electric power from hydrocarbon fuel, Los Alamos National Laboratory physicist Bob Hockaday has engineered the prototype of a miniature methanol fuel cell in his basement lab. Financial backing has been arranged to develop a manufacturing prototype. The battery, which he calls the Micro-Fuel Cell, is similar in size and price but just half the weight of conventional batteries. It is expected to have a major impact on the \$1 billion a year portable-phone battery market. The new product could be on store shelves as soon as the end of 1999.

Keep on Talking

Hockaday's methanol fuel cell runs at room temperature like other batteries and will produce power at levels needed to operate a cellular phone—three-tenths of a watt in standby mode and four watts for talking.

The new micro-methanol cell has no moving parts and no metals to wear out and is expected to last at least 20 years, whereas most conventional batteries wear out after two years. More energy means users can leave their phones on for as long as two weeks, not just one day, and can talk for up to 100 hours, compared to just two hours with current battery technology. Refueling the micro-methanol cell is as rapid and simple as pouring in 1.5 ounces of inexpensive methanol, instead of waiting several hours for recharging.

"That's the nature of hydrocarbon fuels," said Hockaday, who holds two international patents, three domestic



ROBERT HOCKADAY AND HIS FUEL CELL in his basement laboratory. The project will soon move to larger quarters to complete work on the manufacturing prototype.

patents, and has a fourth domestic patent pending. "You can carry more energy per pound. That's why biological systems run on them."


Fuel cells work by converting the chemical energy in a fuel such as methanol to electrical energy by creating a circuit through which electrons in the fuel travel from a negative to a positive, or oxidizing, electrode. The new cells are non-bipolar; that is, the positive electrodes are all on one side and the negative electrodes are on the opposite side. The electrodes provide elementary connections at low power. Getting more power is a simple matter of stacking the fuel cells.

Hockaday says manufacturing will be simple. The same lithography technology used to manufacture printed circuit boards can be used to print fuel cell ele-

ments. Millions of the elements can be printed on a single sheet of plastic.

The device is also safe for the environment, presenting none of the environmental headaches of current batteries. "This thing is practically edible," Hockaday jokes. The only waste products are water vapor and carbon dioxide. Nickel-cadmium batteries, on the other hand, can be toxic to humans. When disposed of improperly and the casings degrade, cadmium leaches into the surrounding environment, threatening eventually to reach ground water. Exposure to too much cadmium, for instance, can cause liver and kidney damage.

Hockaday began his fuel cell work 10 years ago. He came up with the idea of micro-engineering fuel cells and using the same type of silicon-chip miniaturization and materials technology that trans-



THE METHANOL FUEL CELL has no moving parts, is safe for the environment, will last 20 years, and can power a telephone for over 100 hours of talk time between recharges.

formed computers from big boxes to laptop platforms. Convinced his patented technology could have a major impact on the multi-billion dollar U.S. cellular phone market, Hockaday created his own company, Energy Related Devices, and in 1994 took entrepreneurial leave from Los Alamos to devote full time to the research. He estimates he has spent \$25,000 a year on the equipment that fills the lab beneath the kitchen of his Los Alamos home. Through a cooperative research and development agreement, LANL has provided technical help as Hockaday continued improvements of the fuel cell.

"We're at the point that it really does work. We have a working device," Hockaday said. "We call it proof of principal. Now it's just a matter of brute force engineering to crank it up."

FOR MORE INFORMATION

Manhattan Scientifics, Inc.
2 Penn Plaza, Suite 640
New York, NY 10121
Web: www.manhattsci.com

Coming to Market

LANL's Civilian and Industrial Technologies Program Office introduced Hockaday to investor Marvin Maslow,

who set up Manhattan Scientifics to back Hockaday. Maslow's investment will allow Hockaday to move his lab out of the basement into a larger facility to complete work on the manufacturing prototype. Maslow said he plans to work with Hockaday to create alliances with Fortune 100 companies that can bring the product to market quickly.

"The weak link in the chain of electronic devices is the battery," Maslow said. "If the micro-fuel cell invention does what we think it will, it will have a profound impact on people's lives around the globe. The marketplace for this invention is vast."

Next on the horizon for Hockaday are micro-fuel cells for portable computers, which need about 30 watts of power, and other low-draw electronic devices. The military is also interested in using the cell for some of its electrical devices, such as laser sights on rifles or night-vision goggles.—By Douglas Page **PT**

The Art of Noise

NEC Home Electronics, in cooperation with a subsidiary electronics manufacturer, Authentic, has developed the world's first wall-hanging speaker. The ultra-slim "Flat Panel Speakers," which are only 7 millimeters thick, can be fitted to walls like a painting. Indeed, the speakers come with a variety of clip-



LITERALLY PRETTY AS A PICTURE, these speakers can be made to fit in with any decor. (Photo Courtesy of NEC Singapore)

on images, so that you might listen to your favorite Nana Mouskouri album through a landscape picture of Greece, for example.

Loudspeakers transform an electrical signal into an acoustic signal. In conventional speakers, a cone-shaped diaphragm is attached to a coil of wire and made to vibrate in accordance with the electrical signal inside a box. In the Flat Panel Speakers, a Styrofoam actuator emits vibrations over the speakers' entire surface, projecting sound over greater distances and with greater efficiency than conventional speakers.

The speakers, currently available only in Japan, retail for around ¥35,000 (\$270).—Courtesy Look Japan, July 1998

PT

Air Traffic Control Tower Simulator

NASA has begun construction of a full-scale air-traffic control-tower simulator. The facility will provide realistic airport conditions and configurations that will test ways to combat air and runway traffic problems at commercial airports. Jointly funded by NASA's Advanced Air Transportation Technologies Office and the FAA, the \$9.3 million two-story building called the Surface Development and Test Facility is being built at Ames Research Center, Moffett Field, CA.

Researchers will look primarily at the feasibility, safety, reliability, and cost benefits of technologies prior to incorporating them into airports. They will be able to simulate any airport in the world. "This will be the only one of its kind in the world," said Stan Harke, project manager at Ames. "It will allow the commercial aviation industry to study and correct potential problems in a safe setting before they become actual problems."

Computer software, provided by Raytheon Systems in Arlington, TX, will be integrated with the tower simulation hardware technologies at Ames to support both radar and out-the-window visual simulation. The facility's second floor is designed to replicate a typical air-traffic control tower. The tower cab will have reconfigurable site-specific displays—such as terminal-area radar, surface radar, and weather—installed based



THE SDFT IS A FULL-SCALE, airport operations simulator that has the "look and feel" of an actual air-traffic control-tower cab.

on FAA specifications. Twelve rear-projection video screens will provide a seamless 360-degree high-resolution view of the airport or of other scenes being depicted.

These image generators will provide a realistic view of weather conditions, environmental and seasonal effects, and the movement of 200 or more active aircraft in the air or on the ground. The imaging system will be powered by supercomputers and the remainder of the simulation by approximately 100 Pentium processors. Video cameras will record air-traffic controllers' activities for human-factors research and will also provide remote viewing of the simulations.

PT

Interchanging Components

Developing a framework for interchanging electronics assembly equipment and software from different vendors could yield substantial savings in the cost of manufacturing circuit board assemblies for a wide range of applications. Such a "plug and play" capability is the focus of a project at the Georgia Institute of Technology's Manufacturing Research Center (MARC). MARC's printed-circuit-board electronics-assembly facility was chosen by the National Electronics Manufacturing Initiative (NEMI) to be a demonstration test bed site. NEMI is a

consortium of electronics suppliers and manufacturers whose primary purpose is to improve the competitiveness of North American manufacturers.

Personnel in the Center for Board Assembly Research (CBAR) in MARC operate the electronics-assembly facility, which initially received more than \$3 million in equipment and software from numerous vendors. CBAR contains a state-of-the-art integrated surface-mount/direct-die-attach printed-wiring-board assembly line with extensive automated in-line-post-process-inspection capability.

PT

Quantum Transistors

A quantum transistor has been developed at Sandia National Laboratories that could one day lead to computers hundreds of times faster than those available today. "We have demonstrated real circuits that work and are easily fabricated," says Jerry Simmons, leader of the Sandia Development Team.

The quantum mechanical transistor, called DELTT (Double Electron Layer Tunneling Transistor), is the equivalent of turning on a light bulb without closing a switch: Electrons "tunnel" from path to path through a barrier that, according to classical physics, is impenetrable. In a standard transistor, the route of thou-

sands of electrons is controlled by an electronic switch. In the quantum transistor, the electrons are held back by permanently closed gates. However, when all of the electrons have the same amount of energy and are moving very quickly, they are able to pass through the gate at high speed, effectively switching the transistor on. The high speed of the electrons causes the switching to occur much more quickly than in currently available transistors.

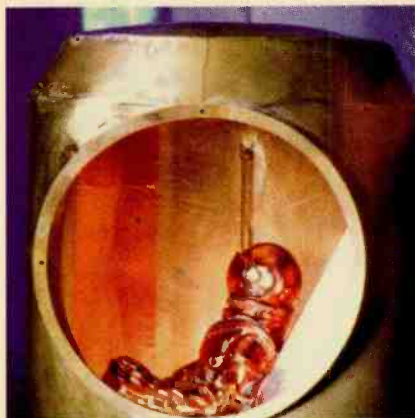
Researchers think this could increase computer speeds by at least ten times. However, predicting the speed is not possible at the moment because the measuring equipment is not fast enough. Possible future uses for the device include being put to work in satellites and smart missiles to process information faster and with less payload and power consumption.

First, practical problems have to be resolved, such as temperature. These transistors now work only at temperatures at or below 77 degrees Kelvin, but rapid improvements are being made. It is expected that the device will be operating at room temperature by next summer. PT

Outer Space Antenna

A unique antenna for the NASA-led International Space Station may soon keep astronauts safe and in touch as they prepare for challenging space walks. Called an Orlan antenna, this two-foot long "loop" design is being developed by Georgia Tech Research Institute (GTRI) for the crew lock, a cramped cylindrical air lock that can hold two space-suited astronauts. Because of its positioning, the sensitive antenna—sometimes known as a "towel bar" model—must survive bashing by space packs and huge temperature swings, and also serve as a hand- and foot-hold for astronauts clambering into space.

The greatest technical hurdle was the antenna's location within the crew lock. In such a resonant cavity, most energy comes back because it doesn't have any place else to go. The special loop design establishes a powerful signal between antenna and astronaut, thereby over-



HERE'S A SCALE MODEL OF the crew lock, complete with miniature astronaut with a conductive spacesuit, used to develop the Orlan antenna for the upcoming International Space Station.

coming the feedback problem via signal strength.

The antenna's job is to provide communications for International Space Station astronauts using Russian-designed spacesuits. These spacesuits use the same communications frequency used for many years aboard the Mir, a frequency four times lower than that used by US spacesuits. The longer Russian frequency is only slightly shorter than the crew lock's 65-inch diameter, necessitating use of an antenna so large it must act as a handrail, as well as give strong communications performance.

Dependable operation of the crew-lock antenna is essential. While astronauts wait within the lock sealed into spacesuits, these antennas carry verbal communication between astronauts and crew. They also transmit vital signs and other data necessary to monitor each astronaut's physical condition. For instance, each spacesuit's umbilical cord provides coolant to keep astronauts from overheating inside the highly insulated spacesuit. Temperature data transmitted from the crew lock lets the space station's communications center make sure the cooling system is operating properly.

To develop an optimal antenna design, GTRI researchers first performed calculations using High Frequency Structure Simulator (HFSS) modeling and simulation software by Ansoft. They augmented those findings with their own 1:6 scale model of the crew lock. The researchers even developed a scale model

of an astronaut with a conductive spacesuit that simulated the Russian spacesuit. In it, a metallic layer lets the whole suit function as an antenna.

At NASA's Johnson Space Center in Houston, a test of the antenna in The Boeing Company's full-scale crew-lock model produced data that closely resembled data from the scale model. The test loop antenna was made of copper; the final, space version will be high-strength aluminum, which has performance almost identical to copper. While at Johnson Space Center, the GTRI team also tested a second crew-lock antenna design—a "patch" model made of nickel-ferrite, a magnetic material that allowed reduced antenna size. The patch model outperformed the Mir antenna, but came in second to the loop design. PT

Brain-Imaging System

A medical instrument that will help physicians assess patients with brain injuries and diseases, and that might even help solve the mysteries of how the brain works, was recently presented by Los Alamos National Laboratory. The whole-head magnetoencephalography sensor system incorporates new concepts that should reduce the cost of such instruments from about \$3 million to less than \$500,000, and hence allow many more patients to benefit from the brain-imaging system.

Magnetoencephalography, or MEG, is a method of measuring the tiny magnetic fields produced when groups of the brain's 100 billion or so cells, or neurons, are active. Those fields, a billion times smaller than the Earth's magnetic field and 100,000 times smaller than the field surrounding a household wire, are generated by electrical currents that result from thought, the sound of music, the impulse to move a muscle, and other types of brain activity.

MEG scans can help neurosurgeons pinpoint areas associated with brain injury or functional abnormalities such as epilepsy and help researchers study such disorders as Parkinson's disease, multiple sclerosis, and schizophrenia. It supplements with functional maps of brain activity other imaging techniques such as



A CLOSE-UP VIEW OF THE WHOLE-HEAD MEG (magnetoencephalography) system "helmet". The white material is a newly patented material (DuPont/Los Alamos) that precisely holds each Superconducting Quantum Interference Device (SQUID) sensor in place.

Magnetic Resonance Imaging, or MRI, which displays brain anatomy.

The Los Alamos system looks like a helmet and contains 155 ultra-sensitive sensors, known as Superconducting Quantum Interference Devices or SQUIDs. Atop the helmet is a unique shield that screens out electrical and magnetic interference and an instrument column immersed in liquid helium that maintains the SQUIDs at -450°F .

The SQUIDs record the magnetic fields produced by active neurons and display the fields as topographic maps. Computer models are used to calculate the locations and durations of brain activity and project maps of those active neurons on three-dimensional MRI images of the brain.

Several Los Alamos concepts are being applied in a clinical setting at the VA Medical Center's Neuroimaging Center. Los Alamos, the VA Center, the University of New Mexico, and Sandia National Laboratories have worked together to quadruple the number of

patients who can use the system from three a week to 12. Los Alamos also has improved its computational methods to permit more sophisticated analysis of clinical MEG data.

Previous MEG systems have required costly, specially constructed rooms to shield SQUID sensors from external magnetic fields, such as those generated by building wiring and lighting systems. A patented superconducting image surface, the latest breakthrough from Los Alamos, is a unique shield that repels interfering magnetic fields at the same time that it focuses the magnetic fields generated by brain activity, greatly reducing the time needed to measure brain activity. The shield incorporates a cryogenic material similar to Corian, commonly used for countertops in luxury homes. Preliminary tests of the new full-head MEG system have been completed, and initial measurements of human subjects are scheduled. After those tests, the new system will be installed at the Albuquerque VA Center for clinical trials.

1.6 GB/s RDRAMs

Toshiba America Electronic Components, Inc. (TAEC) announced that their 72-Mb Direct Rambus DRAM (RDRAM) devices are the industry's first with confirmed 800-MHz or 1.6-gigabytes per second (GB/s) functionality. Samples are undergoing system testing and chipset validation.

"Rambus Inc. has confirmed that our 72-Mb Direct RDRAM devices were first to complete functional tests, including pipelined read/write operations at speed, initialization procedures, and power management operations," said Jamie Stitt, manager, DRAM marketing at TAEC. "In fact," he continued, "based on our characterization results, our first parts achieved better than 2GBs/bandwidth. With plenty of margin at such an early stage, we're confident we can ramp production to meet the industry's needs in 1999."

The devices are manufactured using Toshiba's 0.25 micron process technology.

PT

Noisy Water

Ultrasonic analysis can reveal the contents of sealed containers or the structural integrity of solid objects. Now Los Alamos researchers have shown that they can analyze samples of liquids as tiny as a single drop—and without a container. The recently patented technique uses two closely spaced transducers—devices that convert electrical energy into sound and vice versa—or a single transducer and reflector.


Surface tension holds a droplet between the two elements as they subject the sample to a spectrum of ultrasonic frequencies. The response of the droplet yields unique clues to its composition, with a sensitivity of one part in a million. The sample can even be excited with a laser or magnetic field and the induced changes in the sample measured ultrasonically.

Possible applications include detecting minuscule quantities of drugs or measuring the chemistry of droplets of blood, tears, or substances such as bee or snake venom. The method can be applied to small samples of tissue as well, and researchers intend to use the ultrasonic technique as a real-time biopsy tool.

PT

Buyers' Budget Books Better Buys

BP294-A Concise Introduction to Microsoft Works \$8.99. In the shortest and most effective way, you can use the word processor to advantage to type, edit, print and save documents. It goes on to explain how Works can be used to build up simple spreadsheet examples, edit them, save them, print them and retrieve them. It informs you how to create simple macros, and enables you to simplify long repetitive tasks and to customize the program to your own needs.



BP349-Practical Opto-Electronic Projects \$8.99. If you shun opto-electronic projects for lack of knowledge, this is the book for you. A bit of introductory theory comes first and then a number of practical projects which utilize a range of opto devices, from a filament bulb to modern infrared sensors and emitters.

BP350-Electronic Board Games \$8.99. Twenty novel electronic board games that you can build from the plans in this book. Whether you are interested in motor racing, searching for buried treasure on a barren island or for gold in Fort Knox, spinning the wheel of fortune, or doing a musical quiz—there is something for you to build and enjoy!

BP378-45-Simple Electronic Terminal Block Projects \$8.99. Contains 45 easy-to-build electronic projects that can be built by an absolute beginner. Projects are assembled on terminal blocks using only a screwdriver and other simple hand tools. No soldering is required.

BP432-Simple Sensor Terminal Block Projects \$8.99. This book is the next logical step from 45 Simple Electronic Terminal Block Projects (BP378), by the same author. The former describes an easy method of constructing transistor circuits without the need for soldering. It is an open sesame to the practical world of electronics for youngsters or beginners.

BP428-MS-Word 97 Explained \$12.75. Without any previous knowledge of MS-Word, you can be up and running this evening using this basic text as a guide! Nothing is assumed! The hardware specification you need to run the package, and how to install it onto your system, are covered. You discover how to enter, edit and enhance text and how to become comfortable working with document page layouts, paragraph styles, document templates, textboxes and frames.

BP367-Electronic Projects for the Garden \$8.99. Electronics enters the Garden! New exciting book points out how gardeners can build simple gadgets to promote success where the elements work against you. Some of the projects are: over/under temperature monitoring, dusk/dawn switching, automatic plant watering, warming cables, etc.

BP368-Practical Electronics Musical Effect Units \$8.99. There is a constant hullabaloo for musical effects projects by the hobbyist community. This book provides practical circuits for several projects that range in complexity and are sure to work. All the circuits are easy to build and use readily-available parts.

BP429-MS-Excel 97 Explained \$8.99. 3D Excel 97 spreadsheet is here! Get a quick start with this exciting program in the shortest and most effective way. The book was written with both the newcomer to spreadsheets and the existing spreadsheet user in mind. After a brief period of reading the beginner will be able to build up simple spreadsheet examples, edit entries, format cells and ranges, and save and open worksheets. From there, you can generate and use 3-dimensional worksheets and to link them together.

BP385-Easy PC Interfacing \$8.99. The built-in ports in your PC provide an easy and hassle-free way of interfacing your circuits. This book provides useful PC add-on circuits including the following: Digital input/output ports; analog-to-digital and digital-to-analog converters; voltage and current measurement circuits; resistance and capacitance meters, temperature measurement interface, biofeedback monitor, and many other useful interfaces.

BP393-Practical Concise Introduction to UNIX \$8.99. If you are using or intend to use the UNIX multi-user operating system and want to get the most out of your computer system in terms of efficiency and productivity, then you must learn its operating system. The book explains how the UNIX operating system is structured so that you understand what happens when you first approach your computer.

BP396-Electronic Hobbyists Data Book \$10.99. This book provides a wide range of data. If, for example, you require details of a modern five-band resistor code or an old color code for a ceramic capacitor, the formula for parallel resistance, or basic data on an NE5534AN operational amplifier, it is contained within these pages. The subjects covered are numerous and widespread to cover all hobbyist interests.

BP343-A Concise Introduction to Microsoft Works for Windows \$10.99. The book explains and details: How the Works for Windows package fits into the general Microsoft Windows environment; how to use the word processor to advantage; how to use Microsoft Draw to create and edit graphics and place them in your documents; how to build up simple spreadsheet examples; and how single, and multiple charts, or graphs, of different types can be generated. And there's much more!

BP282-Understanding PC Specifications \$8.95. This book explains PC specifications in detail, and the subjects covered include the following: Differences between types of PC (XT, AT, 80386, 80486, Pentium etc.); math co-processors; input devices (keyboards, mice, and digitizers); memory, including both expanded (EMS) and extended RAM; RAM disks and disk caches; floppy disk drive formats and compatibility; hard disk drives; and display adapters (CGA, Hercules, super VGA, etc.).

BP298-Concise Intro to the Macintosh System and Finder \$7.50. Although the Mac's WIMP user interface is designed to be easy to use, much of it only becomes clear when it is explained in simple terms. The book explains: The System and Finder, what they are and what they do; how to use the System and Finder to manipulate disks, files and folders; configuring and printing files from the Finder; getting the most from the system utility programs; and running MultiFinder.

BP88-How To Use OP Amps \$7.50. The Operational Amplifier is the most adaptable circuit module available to the circuit designer. It is possible to purchase a low-cost integrated circuit with several hundred components, very-high gain and predictable performance. This book has been written as a designer's guide for most Operational Amplifiers, serving both as a source book of circuits and a reference book for design calculations.

BP316-Practical Electric Design Data \$10.95. A builder's bargain book—a comprehensive ready-reference manual for electronic enthusiasts with over 150 practical circuits. It covers the main kinds of components (from pig-tail leads to surface mount), pin-outs, specs and type selection. Basic units are defined and most used formulae explained. Five additional sections are devoted to circuit design, covering analog, digital, display, radio and power supply circuits.

BP346-Programming in Visual Basic for Windows \$10.99. This book is a guide to programming. The reader is not expected to have any familiarity with the language as both the environment and statements are introduced and explained with the help of simple programs. The user is encouraged to build these, save them, and keep improving them as more complex language statements and commands are encountered.

BP341-MS-DOS 6 Explained \$12.25. The book covers: How the DOS operating system of your computer is structured so that you can understand what happens when you first switch on your computer; How directories and subdirectories can be employed to structure your hard disk for maximum efficiency; how to use the DOS Shell program, and much, much more.

BP345-Getting Started in Practical Electronics \$8.99. If you are looking into launching an exciting hobby activity, this text provides basic essentials for the builder and 30 easy-to-build fun projects with which every experimenter should toy. Printed-circuit designs are included to give your project the professional touch.

ELECTRONIC TECHNOLOGY TODAY INC.
P.O. BOX 240, Massapequa, NY 11762-0240

Name _____
Address _____
City _____ State _____ Zip _____

SHIPPING CHARGES IN USA AND CANADA

\$0.01 to \$10.00.....	\$3.00
\$10.01 to \$20.00.....	\$4.00
\$20.01 to \$30.00.....	\$5.00
\$30.01 to \$40.00.....	\$6.00
\$40.01 to \$50.00.....	\$7.00
\$50.01 and above.....	\$8.50

SORRY No orders accepted outside of USA & Canada

	No. of Books Ordered	<input type="text"/>
Total price of books	\$	_____
Shipping (see chart)	\$	_____
Subtotal	\$	_____
Sales Tax (NYS only)	\$	_____
Amount Enclosed	\$	_____

All payments must be in U.S. funds!

WN1

Allow 6-8 weeks for delivery

CD-Player System Problems and Alignment

WHEN LOOKING AT CD AND CD-ROM PLAYERS, IT SOMETIMES SEEMS THAT THERE ARE NO END TO THE PROBLEMS THAT CAN OCCUR. WELL, THERE ARE INDEED A LOT OF THEM, AND WE HAVE BEEN GOING DOWN THAT LIST FOR THE

past few months. This time we are going to start by looking into some tracking (play and seek) problems followed by a discussion of CD player servo systems and a general procedure for performing servo alignment—if it is possible.

Kinds Of Failures

Proper readout of the digital audio or data on a CD relies on the focus and tracking servos and the system controller all working correctly. While playing, searching, or seeking, focus must be continuously maintained. And this must be done despite spindle run-out, a moderately warped disc, and minor bumps or vibration.

When the player is running at normal speed (1× for music), the fine-tracking servo keeps the laser beam centered on the track (pits of the information layer) of the CD. At the same time the coarse-tracking servo moves the entire optical pickup, as needed, to keep the tracking error within well-defined limits. Failures, or marginal performance of any one of these systems can result in audio noise, skipping, sticking, or total failure of the seek-and-search operations.

But it is important to remember that those same symptoms can also be caused by a dirty or badly scratched or warped disc, a dirty lens, as well as some other electronic or mechanical problems. So if you run into any of the problems we are

discussing here, confirm that the disc is not dirty, scratched, smudged, warped, or otherwise defective. That means that you need to inspect and clean it if necessary, and/or try a different one. If that does not help, clean the lens. Those steps are extremely important. I cannot overemphasize that many apparently unrelated problems can be caused by a bad disc or a dirty lens.

Next, check for obvious mechanical faults like gummed-up lubrication or a worn spindle bearing. Only after making these checks should you consider adjusting any of the servo systems.

Types of Skipping Problems

Skipping generally falls into one of the four following categories:

- It gets stuck and repeats a fraction of a second (1 rotation)
- It gets stuck, jumps back, and repeats a few seconds
- It starts having repetitive noise at the disc rotation rate—about 200 to 500 rpm (3 to 8 Hz)
- It starts skipping continuously, or every few seconds (either forward or back)

Assuming that your CD is clean and undamaged (easy to check: see if the trouble repeats even when you change CDs; if so, you probably have a mechanical problem). Look for dirt in the optical-pickup worm screw, or lack of or dried-up lubrication. Also check for a worn spindle bearing or an electronic

adjustment. If the problem appears to be most severe at the beginning of the disc, spindle-motor problems or PLL adjustments are the first things to look for. If the problem is most severe near the end of a disc, spindle bearing, track lubrication, and PLL adjustments are what you need to check.

Short-Distance Skipping

This means jumping forward or backward by a fraction of a second. It may occur only once in a while, or it may sound like the pickup is bouncing across the disc. The most common causes include a dirty lens, dirty or damaged disc, misadjusted fine tracking offset/gain, misadjusted tracking balance, or a weak laser. Obviously, inspect the disc first. Look for badly scratched or smudged areas or any other visible defects. Try another disc. If it plays OK, the problem is obviously the original disc. One other item to try, clean the lens.

Occasional Long-Distance Skipping

If the player works properly for several seconds and then skips forward or backwards by a few seconds, you are looking at long-distance skipping or repeating problem. If it is skipping back, in effect, the player will constantly repeat a section of the CD.

Common causes of this problem include a dirty lens; dirt, foreign materials, or lack of lubrication in the pickup drive; a defective or dirty disc; or mechanical damage that causes the mechanism to bind. But before you check or clean anything, first make sure that none of the player's repeat functions have been enabled! Assuming they are not, next inspect the disc for badly scratched or



Maintain and repair electrical equipment...

Maximize PC performance...

Master troubleshooting techniques...

Take
5 Books for only **\$4.95**

when you join the **Electronics Book Club®**




1550178 \$22.95



0305285 \$39.95
Hardcover




0650780 \$27.95



5880369 \$27.95



0707618 \$21.95



0305552 \$44.95
Hardcover



0116725-XX \$49.95
Hardcover/Counts as 2



0157626 \$24.95

Values to **\$257.85**



0380767 \$39.95



0157537 \$44.95
Hardcover



0304068 \$17.95



5878968-XX \$53.00
Counts as 2



0350787 \$44.95
Hardcover



057278X \$60.00
Hardcover




882138X \$32.95




0371032-XX \$65.00
Hardcover/Counts as 2



053523X \$21.95



0582165 \$19.95



0428433 \$60.00
Hardcover



1571469 \$18.95



9136451 \$44.95
Hardcover



5879212 \$19.95

As a member of the **ELECTRONICS BOOK CLUB...**

You'll enjoy receiving Club bulletins every 3-4 weeks containing exciting offers on the latest books in the field at savings of up to 50% off the regular publishers' prices. If you want the Main selection, do nothing and it will be shipped automatically. If you want another book, or no book at all, simply return the reply form to us by the date specified. You'll have at least 10 days to decide. If you ever receive a book you don't want due to late delivery of the bulletin, you can return it at our expense. Your only obligation is to purchase 2 more books during the next 12 months, after which you may cancel your membership at any time. And you'll be eligible for FREE BOOKS through our Bonus Book Program.

Shipping/handling charge and sales tax will be added to all orders. All books are softcover unless otherwise noted. Publishers' prices shown. © 1998 EBC

If coupon is missing, write to:
Electronics Book Club®

A Division of The McGraw-Hill Companies
P.O. Box 549, Blacklick, OH 43004-0549

PHONE: 1-614-759-3666 (8:30 a.m. to 5:00 p.m. EST Monday-Friday)

FAX: 1-614-759-3749 (24 hours a day, 7 days a week)

INTERNET: www.bookclubs.mcgraw-hill.com



RPIE1098

Electronics Book Club®

A Division of The McGraw-Hill Companies
P.O. Box 549, Blacklick, OH 43004-9918

YES! Please send me the books listed below, billing me just \$4.95 plus shipping/handling & tax. Enroll

me as a member of the **Electronics Book Club®** according to the terms outlined in this ad. If not satisfied, I may return the books within 10 days without obligation and my membership will be cancelled. I agree to purchase just 2 more selections at regular Club prices during the next 12 months and may resign anytime thereafter.

Code numbers of my books for \$4.95

--	--	--	--

If you select a book that counts as 2 choices, write the book number in one box and XX in the next.

Name _____

Signature _____ (Required on all orders!)

Address/Apt.# _____

City _____ State _____ Zip _____ Phone _____

Valid for new members only, subject to acceptance by EBC. Canada must remit in U.S. funds drawn on U.S. banks. Applicants outside the U.S. and Canada will receive special ordering instructions. A shipping/handling charge & sales tax will be added to all orders. © 1998 EBC

RPIE1098

smudged areas and any other defects, or simply try another disc. If all is well there, try cleaning the lens.

If none of that works, a mechanical fault is likely. These symptoms often are an indication that the coarse-tracking servo is unable to move the pickup as easily as it should. It is probably getting stuck and then either jumping back once the error is too great or breaking free and moving forward in spurts.

Playback Gets Stuck— Rapid Repeat

We are talking about a fault that causes the player to repeat the same track (once around the disc) or even a group of a small number of tracks. The effect sounds like a broken or cracked LP, but at a much faster rate—3 to 8 repeats per second if only one track is being repeated.

The most common underlying cause is a damaged or dirty disc, so don't forget to check the disc first. However, if the tracking (and sometimes even the focus) servos are not properly adjusted, the CD player may become excessively sensitive to disc problems. If the focus or tracking gain is set too high, or if the offsets/balance are not centered, slight disc imperfections, scratches, or dirt can cause the problem.

Player Gets Stuck

When this happens at approximately the same time on a variety of CDs, you've probably got a player that has gummed-up lubrication on its pickup tracks or worm gear. Or there might be some other mechanical problem such as an obstruction or errant wire getting in the way. A flexible cable that has a hairline crack in one or more of its conductors can also produce this symptom. Or, you might have forgotten to disengage the shipping lock!

Carefully inspect the tracks for dirt and gummed-up lubrication. If the player has been in commercial service, always playing the same CD or set of CDs, and now you are attempting to play one that runs somewhat longer, this may happen. Also, if you are attempting to play a CD that contains more than 74 minutes of recorded material, the player may not be able to access the last part of the CD. It may abort the disc or get stuck and keep repeating a fraction of a second or several seconds of the music.

Search and Seek Operations Take Too Long

This means that when you attempt to seek to some specific music track, the operation never completes, or it takes you to the wrong place. Alternatively, even pressing the search forward, or search back buttons may fail to take you where you directed. The player may even abort the disc and stop. If the player is a changer, it may go on to the next disc.

Common causes include a dirty lens, bad disc, tracking or CLV PLL adjustments are needed, mechanical problems with pickup movement, faulty sled-motor drive IC, faulty control logic, or a bad flexible cable.

“Many apparently unrelated problems can be caused by a bad disc or a dirty lens.”

If the CD player has a transport-lock screw, make sure that it is in the operate position. Inspect the disc or try another one and clean the lens. Check for the possibility of mechanical problems. Look for a flexible cable with hairline cracks—as the pickup moves past a specific location, a critical connection may open, causing this problem. This is more likely if the player aborts without warning during a seek or search operation.

If none of the preceding items helps, there may be problems in the sled-motor driver, logic, controller, or some other electronic problem.

Search, Seek, or Play Starts OK But Then Loses Time

You've selected music track 5, the player goes there quickly, starts to play, but immediately jumps to another location (forward or backward), or resets to the start of the disc. Or, once play starts, instead of playing forward as would be expected, the numbers in the display count down.

Common causes include a stuck button, need to adjust coarse tracking offset or tracking balance, bad sled-motor drive IC, faulty control logic, or a defective disc. Try a different CD first. If the problem repeats, then you know the problem is not likely to be the disc. While a dirty lens is possible, it is not as common for this kind of symptom. There may also be a problem with coarse tracking offset or tracking balance.

To eliminate the possibility of a stuck button, try operating the player (if possible) with that section of the front-panel control unplugged. See if it works properly if you use the remote control (if the player has one). Or try the press the drawer method of starting play. If any of these result in the disc playing normally, a stuck or dirty button is likely to be causing the problem. You will either have to clean or replace the button.

It is also possible that the sled-motor driver IC or its logic is bad—when the tracking servo is closed, its output is highly unbalanced thanks to an internal failure. Unless you want to take a shot in the dark and replace the chip, further troubleshooting of this problem will require a service manual.

Repetitive Noise

What we are talking about here is a repetitive noise at the disc rotation rate. That means between 500 and 200 rpm (about 3 to 8 Hz), depending upon the track location.

The most common causes are a dirty lens, bent spindle, excessively worn spindle bearing, loose spindle, foreign material on the disc table, disc not firmly clamped, warped disc, misadjusted focus or fine-tracking offset/gain, or a weak laser. As always, check the disc first. Look for badly scratched or smudged areas and other defects, or just try one that you know is good—it works well in another player. If the disc is good, look for a loose spindle (sometimes there is a set screw that needs tightening, or some adhesive may have broken loose). Make sure that there is no dirt or other foreign matter on the spindle table that could keep the disc from seating properly.

Observe the disc as it spins. Is the edge moving up and down by more than a total of about 1 mm? If yes, the disc may be badly warped, or the spindle bearing may be worn causing an unacceptable amount of wobble. Unacceptable wobble is an amount so great that the focus and fine-tracking servos cannot compensate for it. This kind of problem can also be caused by a disc clasper that is not working properly—the drawer closing mechanism may not be quite completing its cycle, or possibly the magnet has weakened. Gently press down on the clasper while the disc is turning. If this does reduce or clear up the playback error and/or if you can feel the disc seat better, this is a possibility.

If the problem developed gradually and has been getting worse, a worn spindle bearing is a definite possibility. Adjusting the focus and fine-tracking offset (or possibly gain) may help. A weak laser can also cause these symptoms, but do not try to adjust laser power until all other possibilities have been tried.

Testing the Sled

Sled problems are always mechanical problems. Binding or obstructions are indicated by any long-distance skipping, jumping, repeating or failure to seek or search past some specific location (time) on multiple discs. Defective or erratic limit switches can cause jamming or overrun at the start or end of a disc, or unreliable reset during startup.

Check first for free movement of the optical-pickup sled on its tracks or bearings. Manually rotate the appropriate motor or gear. If you are dealing with a voice-coil positioner (linear or rotary), gently move the pickup back and forth throughout its range. There should be no sticky positions or places where movement is noticeably more difficult. If there are, look for broken or damaged gear teeth, dirt, or other material that should not be there, or gummed-up lubrication.

Damaged parts will have to be replaced (or repaired—sometimes a fine file, Xacto knife, or even a dental pick will work wonders). Otherwise, cleaning and lubrication may be all that is needed. Remove any dirt and old gummed-up lubricants and relube any tracks and gears using the proper oil or grease.

If these tests do not reveal any problems, check out the pickup motor for open windings, a shorted winding, a partially shorted commutator, or dry or worn bearings. As a double check, disconnect the pickup motor from its drive circuit (extremely important) and run it in both directions using a 3-volt source (2 AA batteries connected in series is fine) to confirm electrical and mechanical operation.

In addition, check for the proper functioning of any limit switches on the optical deck. There will almost always be one for the inner (reset/startup) track, and there may be another for the outer track (end of disc) as well. Run the pickup manually or using the batteries to both ends without forcing. Then check for reliable operation of the switch contacts.

Various Tracking Problems on Portions of Discs:

This means that one part of the disc (start or end) plays properly (or at least with less problems) than another. For example, the disc may play flawlessly until approximately the 30 minute point and then develop noise, skipping, or other similar problems. Common causes include a defective disc, faulty spindle motor, misalignment of spindle table and sled track, and need for CLV-drive adjustment.

"Focus maintains a constant distance to within 1 μm (1/25,000th of an inch!) or so between the objective lens and the disc."

Try some other discs to eliminate a defective disc as a possibility. If the problem is most severe at the start of the disc, the spindle motor may have trouble reaching the required 500 rpm rotation rate consistently.

The spindle table and track on which the sled moves may be misaligned. This is especially likely if the player was dropped or otherwise abused.

An adjustment of the servo that controls the CLV-(Constant Linear Velocity) drive to the spindle motor may be needed. We will discuss servo systems next.

Servo Systems

There are several servo systems in a CD player:

- **Focus** maintains a constant distance to within 1 μm (1/25,000th of an inch!) or so between the objective lens and the disc. This distance must be maintained even with a slightly warped or uneven disc, and—in a portable player—with a certain amount of movement as well. Focus is accomplished with a voice-coil type of positioner (similar to operation of a loudspeaker) using optical feedback from the disc surface.

- **Fine tracking** centers the laser beam on the disc track (to within a fraction of a μm) and compensates for side-to-side run-out of the disc and for player movement. This also uses a voice-coil positioner and optical feedback from the disc surface. (Note: on rotary type pickups, there may be no separate tracking

coil as its function is combined with the rotary positioner.)

- **Coarse tracking** moves the entire pickup assembly as a function of fine-tracking error exceeding a threshold or based on user or microcontroller requests (like search or skip). Coarse tracking uses several types of positioners depending on performance requirements. In order of increasing access speed it might either be a worm drive, a gear drive, a linear motor, or rotary positioner.

The linear motor and rotary positioner have no gears and simply use a coil and permanent magnet to move the entire pickup very quickly—similar to a voice coil but on a larger scale. CD-ROMs, especially the high-performance models, usually use that type of actuator to achieve their relatively fast access. With these, there might be some type of lock to prevent the pickup from banging around when the unit is moved

with power off. Note: for a CD-ROM drive that uses a caddy, always remove the caddy before transporting the drive or the equipment that it is in. The loading of the caddy often unlocks the pickup permitting it to flop around during movement and possibly being damaged.

A linear motor- or rotary positioner-driven pickup should move very smoothly and easily by hand when unpowered and unlocked.

- **Spindle speed** maintains constant linear velocity (CLV) of disc rotation based on a PLL locking to the clock signal recovered from the disc. Spindle drive is most often done with a permanent-magnet DC motor connected to the disc platform. It may be similar to the other motors in CD players and VCRs, (as well as toys for that matter), or a higher quality brushless DC motor.

Play Adjustments

If you are fortunate, the circuit board in your unit is readily accessible with component markings. For each servo, there will be 1 or 2 pots to adjust. (Note, however, that some CD players have no adjustments! In this case about all you can do is confirm that the lens is clean, and clean and lubricate the mechanism.) Those adjustments will be labeled something like:

1. Focus—F.G. (focus gain), F.O. (focus offset)
- 2,3. Tracking—T.G. (tracking gain), T.O. (tracking offset), maybe others.

4. Spindle PLL, PLL adj., Speed, or something like that.

Before we continue, we need to provide a couple of warnings: **DO NOT TOUCH THE LASER-POWER ADJUSTMENT**—you could possibly ruin the laser if you turn it up too high. Sometimes, just turning it with power applied can destroy the laser diode due to a noisy potentiometer. This adjustment can only be made properly with the service manual. It may require an optical power meter to set laser output. Very often the adjustment is on the optical pickup itself so it should be easy to avoid, but sometimes it is on the main PC board. The laser optical power output is feedback controlled and unlikely to change unless the laser is defective—in which case adjustments will have little effect anyway.

Second, **DO NOT JUST GO AND TWEAK WILDLY**. You will never be able to get back to a point where the disc will even be recognized (without test equipment and probably a service manual).

Now we are ready to start. First, somehow mark the **EXACT** positions of each control. Some of the controls might require quite precise setting—a $1/16$ of a turn could be critical, especially for the offset adjustments. Sometimes, there will be marked test points, but even then the exact procedure is probably model dependent.

Adjustment Procedure for Noise or Skipping:

The assumption here is that you can get the disc to play but there is audio noise, skipping, or another similar problem.

Play a disc at the track that sounds the worst—put it into repeat mode so it will continue for awhile. Get it to play by whatever means that works.

Repetitive noise at disc-rotation frequency: Try to locate the adjustments for focus. Try the focus offset first, just a hair in each direction. If you go too far, you will lose focus lock totally, the servo will go into focus search mode and/or the unit will shut down. Return the control to the exact original position if there is no improvement. You can also try gain, but in my experience, the gain controls are not critical to normal play but determine how the unit will handle dirty and/or defective discs. However, if they are way off, there could be general problems. Too

low a gain setting (this applies to focus as well as tracking) will make the unit very prone to skipping as a result of minor bumps. Too high a setting will make the unit skip as a result of minor disc defects.

Short distance skipping or sticking: Try to locate the adjustments for tracking. Try the fine tracking offset first, adjusting just a hair in each direction. If you go too far, you will lose servo lock totally, the pickup will slew to one end of the disc, and/or the unit will shut down. Return the control to the exact original position if there is no improvement. Then try the other tracking offset if there is one and also the gain (though this is probably not the problem).

“Do not touch the laser-power adjustment—you could possibly ruin the laser if you turn it up too high.”

Always return each control to its original position after the test so you don't confuse things more.

General servo adjustment procedure: If you have a service manual for your player, by all means follow its recommendations or at least read through its adjustment procedures before attempting the one given below. If you have an oscilloscope of at least 5-MHz bandwidth, using it to monitor the RF test point during these adjustments will be of great value. However, a scope is not essential.

- Once focus lock is established, there should be a strong signal at the RF test point—typically around a volt or so. It may initially appear somewhat random, however.

- Once tracking lock is established, this signal should appear similar to the “eye” pattern that we will discuss next time. However, while seeking, this may be jumping around somewhat as it attempts to home in on the correct track location.

If your CD player has a test mode, this procedure may be modified somewhat. We will discuss one particular series of players—those from Pioneer—next time. The following procedure is for a typical unit without such a test feature. It assumes that the unit is functional but internal controls are not in their correct position. This might be the case if you violated the second rule above—

never wildly tweak any internal adjustments—or if a major subassembly like the optical pickup or main PC board has been replaced.

If you have not touched the internal controls and no major parts have been replaced, there is no need to perform this procedure!

The following are assumed:

- Controls on the main board are in an unknown state but any laser power adjustments have not been made (hopefully, these were on the optical pickup itself or its flex cable and were not touched).

- The player is otherwise functional—there is no physical damage.

You may need to modify this procedure based on your particular model. Some of the adjustments may go by different names or be non-existent. Use your judgment. Except for the laser power adjustment, which should be avoided, it is unlikely that any settings of these controls will result in permanent damage.

Some of these adjustment will need to be performed while the unit is in the startup sequence attempting to read the disc directory. Until focus and possibly tracking and CLV lock are established, it may give up fairly quickly. You will just need to keep cycling power or opening and closing the drawer to get it to repeat the attempt. Once some subset of the servo adjustments are set within reasonable limits, the player may continue to spin the disc ad-infinitum.

Again, hopefully, the adjustments on your player's main board are clearly marked. This is not always the case! Use both your eyes and ears. The following may not apply but are probably worth considering:

- If the sled slews to one end of the track immediately upon power-on or loading of the disc, there may be a coarse tracking balance control that is set incorrectly.

- If the disc does not start spinning at all, focus lock is probably not being achieved. Concentrate on the RF and focus adjustments.

- If the disc spins hesitantly or in the wrong direction, or the sled slews to one end of the track after the disc starts spinning, there is a good chance that the tracking adjustments need attention.

- If the disc goes into overdrive, check the PLL/VCO/CLV adjustment (whatever it is called on your model).

- If the disc starts spinning and continues to spin at the correct speed (500 to 200 rpm depending on track position) without the player shutting down, a valid data-stream is probably being read. This indicates at least marginal RF, focus, tracking, and PLL/VCO/CLV settings. This doesn't mean you can ignore these adjustments but at least it is progress!

- If the disc directory (TOC) is read successfully but the player has trouble locating a track to begin play (even track 1), concentrate on the tracking adjustments—focus and PLL/VCO/CLV are probably fine.

- If the player basically works but there are noise or tracking problems, there is no need to go through this entire procedure—see the simplified one for noise and skipping above.

We are now ready to begin the general servo adjustment procedure:

1. Precisely mark the current positions of all internal adjustments—just in case they were already set correctly!

2. Set all main board controls to their midpoint.

3. Adjust TR BAL (Tracking Balance) to the center of the range over which the sled remains stationary. Outside this range, the pickup will slew to one end or the other. Not all CD players have this control. A CD may need to be in place for this adjustment to have any effect. If you are unable to get the pickup to remain stationary, try fine tracking offset (TR.OFF) as well.

The following two items should be done with no disc in place. If your player does not have suitable test points or if these controls have no effect without a disc in place, skip them.

4. While monitoring the test point for focus error (e.g., TP.FE), adjust focus offset (FO.OFF) for 0 volts (± 10 mV or so). This may not be the optimal setting but will get you in the ballpark.

5. While monitoring the test point for tracking error (e.g., TP.TE), adjust fine tracking offset (TR.OFF) for 0 volts (± 10 mV or so). This may not be the optimal setting but will get you in the ballpark.

6. If you have a DMM, VOM, or scope, put it on the Focus OK test point if there is one.

7. Load a disc and press play if necessary to initiate the startup sequence.

8. Confirm that focus is established. There is an adjustment range for Focus Offset over which focus will be reliably

achieved. Outside this range:

- The lens will hunt up and down—possibly with clicking sounds as it bumps into the end stops.

- The Focus OK test point will not be asserted or will be jumping around as well.

- The disc may never start spinning or spin erratically (model dependent).

- Single play units will give up and enter stop mode with a display of “disc”, “no disc”, “error”, etc. Changers will come up with similar display and then move on to the next position in the carousel or magazine.

- Center the focus offset within the range for which focus is stable if it was not already there.

At this point there is a fair chance that the disc has started to spin and even that the disc directory has been displayed. If not, there are still two sets of adjustments remaining.

9. With focus stable, the disc should spin up. It needs to reach and lock at about 500 rpm—roughly 8 revolutions per second. If it does not move or overspeeds, try adjusting the PLL/CLV control (may be called PLL.ADJ, VCO.FR, CLV.ADJ, etc.). Note: This assumes that the spindle motor and driver are in good condition. **WARNING:** If the disc spindle speed runs away, turn power off and wait for spindle to stop completely. The PLL/CLV control may be set too high; turn it counterclockwise $\frac{1}{4}$ turn and try again. There will be some range of this control where the speed will not run away but will be within the required limits.

Now, there is an even better chance that the disc has started to spin and that the disc directory has been displayed. If not, there is still one set of adjustments remaining.

10. Fine tracking offset may still not be quite right. Try some slight adjustments on either side of the current position. You may have to cycle power or open and close the drawer if you go too far. You might need to alternately tweak both the fine tracking offset and PLL/CLV adjustments.

Hopefully, you now have a disc directory and play is operational, though perhaps with audio noise and/or skipping or sticking.

The following are best done with a scope monitoring the “Eye” pattern or other test points but if you do not have a scope, use your ears.

11. Adjust the PLL/CLV control to midpoint of range in which disc plays correctly. Test this at both the start and

the end of a full length (74 minute) disc. The optimal setting will result in the control being centered within the range over which the player works reliably at both ends of the disc.

12. Adjust any RF Offset (RF.OFS) control to the midpoint of the range over which play continues normally with no audio noise.

13. Set Focus Gain (FO.GAIN or FO.G) to the midpoint of the range over which it locks. **CAUTION:** The disc may enter a runaway state if you go too far. Check at both the beginning and end of the disc. Focus gain may need to be increased if the player is overly sensitive to bumps or disc wobble. It may need to be decreased if sensitivity to disc defects is too high.

14. Set Tracking Gain (TR.GAIN or TR.G) to the midpoint of range over which it locks. **CAUTION:** The disc may enter a runaway state if you go too far. Check at both the beginning and end of disc. Tracking gain may need to be increased if the player is overly sensitive to bumps or disc wobble. It may need to be decreased if sensitivity to disc defects is too high.

15. Press stop and then play again to confirm that the disc loads properly, the directory comes up quickly, and the music starts without excessive delay, hunting, or hesitation.

16. Test forward and reverse search and seek functions for proper behavior. Some slight adjustments to tracking balance or fine tracking offset may be needed to equalize the forward and reverse search or seek speed.

17. The player should now operate normally. However some tweaking of the gain controls may be necessary (as described above) for optimum defective disc and track seek performance over entire disc.

If you have an oscilloscope capable of at least 5 MHz bandwidth, you can now optimize the amplitude and stability of the “eye” pattern at the RF test point by going back and touching up the various offset (RF, focus, fine tracking) adjustments. Unless otherwise instructed by the service manual, it is probably safe to assume that the RF signal should be maximum when everything is properly adjusted. For example, if the tracking offset and/or E-F balance is not set properly, you may find that the RF signal amplitude *decreases* when the tracking servo is closed since the laser beam is

(Continued on page 68)



NEW PRODUCTS

USE THE FREE INFORMATION CARD FOR FAST RESPONSE

Pocket Digital Camera

SMALL IN SIZE (3.15 BY 4.0 BY 1.3 inches) and lightweight (under 10 ounces), the Fujifilm MX-700 Digital Camera is easy to carry around in your pocket. Ideal for publishing images into documents, catalogs, web pages, and the Internet, as well as for printing out high-quality images to a printer, the MX-700 features sharp pictures with high resolution and 24-bit color.



CIRCLE 20 ON FREE INFORMATION CARD

The camera uses a Fujifilm-designed 1/2-inch charge-coupled device (CCD) with 1.5-million square pixels. Further enhancing the image quality are the RGB color filters. The MX-700 also features an autofocus lens with macro capabilities, and a 2-inch Poly Silicon LCD monitor that reduces glare.

Data can be transferred from the camera in three ways: via removable storage cards, floppy disk adapters, or serial cables and software. For fast data transfer, the MX-700 records standard JPEG images in about five seconds on the SmartMedia removable storage cards. The cards also allow users to transfer almost instantaneous digital images directly to their desktop. The camera is also bundled with both Windows and Macintosh serial cables and

data-transfer software for downloading images. The optional SmartMedia Floppy Disk Adapter makes the MX-700 compatible with virtually any PC. It transfers the digital data directly to a PC's floppy disk drive. Via composite video output, the camera can also be connected to a TV screen to display the image in a slide show presentation for business meetings or for family viewing.

The MX-700's on-screen programming offers a host of image capture and playback modes. The Function Dial allows users to select the flash mode, to set the resolution for either 1280 by 1024 or 640 by 480, to determine the image sharpness, and to set the time and date. Its Manual Record Mode adjusts brightness and flash intensity, and offers five white balance settings to accommodate various lighting situations. In the Playback Mode, the zoom function provides image preview and the ability to move around nine different areas within the frame. Finally, the Macro Mode captures images as close as 3.5 inches.

The MX-700 comes with a plug-in recharging system. The camera has an estimated street price of \$799.

FUJI PHOTO FILM U.S.A., INC.

555 Taxter Road
Elmsford, NY 10523
Tel: 800-378-3854
Web: www.fujifilm.com

PC Scanner

POLICE CAR CHASES, EL NINO disturbances, and more, can be tracked through your PC with a scanner recently introduced by Sony. The ICF-SC1 PC Radio Frequency Scanner is the first with a turnkey package that gives you controlled access of the airwaves with the click of a mouse. Its bi-directional PC interface with search and control capabilities lets you connect the scanner to a PC for total control of scanning from either the PC or the scanner, using the supplied PC-control software. By placing searching options in front of your eyes—in the

form of icons on the computer screen—it eases operation and increases control.

The scanner allows users to tailor searches and create custom files for easy access to favorite listening areas. The supplied CD-ROM lists more than 3 million records of FCC-licensed radio frequencies in the U.S. There is one-button access to these frequencies, including public safety, aviation, weather, marine, FM and TV.

One feature of this scanner is PLL



CIRCLE 21 ON FREE INFORMATION CARD

synthesized scanning that uses phase-locked loop triple-conversion super-heterodyne circuitry for accurate, stable tuning, and to help minimize fading and interference. Other features of the scanner include 300-channel memory; scanning of all possible frequencies—from 25 MHz to 1300 MHz; nine-band reception; AM, narrowband FM, and wideband FM detection modes; and an intelligent active memory system.

The ICF-SC1 measures 7- by 2³/₈- by 1³/₄-inches and it weighs 13¹/₂ ounces with batteries. It comes with a variety of scanning options, including band-, programmable-, memory- and intelligent-memory-scanning, and priority scan. Manual tuning is done by pressing the keypad. The backlit LCD makes it easy to see mode, memory page, memory indication, battery warning, detection mode, frequency, and other functions even in the dark. Three-way power operation permits use of the scanner with batteries, the car battery, or on AC power with supplied adapter.

The radio scanner includes the CD-ROM, interface cable, interface software, a helical antenna, and a supplied frequency guidebook. An included belt holder allows the scanner to be securely clipped to a belt, allowing hands-free operation. It sells for \$429.95.


SONY ELECTRONICS INC.

1 Sony Drive
Park Ridge, NJ 07656-8003
Tel: 201-930-1000
Web: www.sony.com

Emergency Stop Switch

EMERGENCY SITUATIONS CALL for fast, reliable action. When you need to stop a machine, a process, or a piece of equipment quickly, 44 Series emergency stop switches give the assurance of rapid, positive response.

For greater security, reactivating the switch requires a deliberate twist of the knob, or for even greater protection, unlocking with a key. The 44 Series emergency switches have bright red caps and



CIRCLE 22 ON FREE INFORMATION CARD

meet European standards for foolproof operation. Bright yellow legend plates and enclosures are also available.

The switches have operating temperatures of -12 to 140 degrees F. The 44 Series switches come in either 1 NO/1 NC with a twist release or 2 NO/2 NC contact configurations with a twist or key release. Prices range from \$19.95 to \$29.95.

SWITCHES PLUS

192 Pepe's Farm Road
Milford, CT 06460
Tel: 800-792-4757 or 203-876-2697
Fax: 800-792-5877 or 203-876-7285
Web: www.switchesplus.com

LCD Compass

IDEAL FOR USE IN RV, SNOWmobiles, motorcycles, boats, and van/ truck conversions, the Navifinder-200 electronic compass module (1.75- × 3.47- × 1.19-inches) can easily be mounted in a dash or enclosed in a housing. It's easy to set up, taking less than two minutes to calibrate; and it is simple to use, because it continuously displays your exact heading.



CIRCLE 23 ON FREE INFORMATION CARD

The Navifinder-200 uses advanced calibration algorithms that discriminate between the Earth's magnetic field and those generated externally, such as from the metal and electronics in a vehicle. By electronically compensating for these external factors, this compass is able to provide highly accurate readings in all vehicle environments.

Highly reliable and rugged, the unit is easily hooked up to any 12-volt battery supply and ignition system, or an externally mounted on/off switch and battery. It outputs the compass heading on an LCD in 5 numeric digits and 8 cardinal points (N, NE, E, SE, etc.), with an accuracy of 2°. To provide different viewing angles, the Navifinder can be mounted with up to ±30° of tilt without losing any accuracy. The compass utilizes Magneto-Inductive (MI) magnetic sensor technology, which pro-

vides a high sensitivity, a large dynamic range, and low power consumption. The Navifinder-200 is priced at \$75 in single units. For quantities of 1000, the price becomes \$32 per unit.

PRECISION NAVIGATION INC.


1235 Pear Avenue, Suite 111
Mountain View, CA 94043
Tel: 650-962-8777
Fax: 650-962-8776
e-mail: sales@precisionnav.com
Web: www.precisionnav.com

Portable Wrist-Strap Monitor

DESIGNED FOR FIELD-SERVICE use, the Model GAM-10 Personal Grounding Meter can be used with any standard single-conductor wrist strap. The GAM-10 continuously monitors the integrity of a person's connection to ground, virtual ground, or low impedance. The coil cord is plugged into the unit's wrist strap jack and then connected to either a wrist strap or ESD smock. The virtual ground snap is for the lead wire that connects the unit to a virtual ground.

A red LED and audio alarm indicate Pass/Fail conditions if the higher or lower resistance limit is reached or if any part has become disconnected. There isn't any on/off switch to worry about. Inserting a coil cord's banana plug into the monitor automatically turns it on and withdrawing it turns it off. Its impedance-type wave-distortion circuitry has been proven in the field.

The monitor is compact, measuring



CIRCLE 24 ON FREE INFORMATION CARD


2 1/4 by 5 by 1 inches, lightweight, and has a stainless steel clip so that it can be worn on a belt. It is powered by two AA batteries and an audio warning sounds if there is a low battery reading. The Model GAM-10 costs \$149.

PILGRIM ESD TECHNOLOGIES

79 Summit Avenue
Sea Cliff, NY 11579
Tel: 516-674-3649
Web: www.dac.net/pilgrim

Diagnostic Card

DESIGNED FOR TECHNICIANS, MIS professionals, system engineers, and system integrators, PC Inspector is an advanced POST-code reader card for multi-function testing of AT 386 through Pentium II (including all AMD and Cyrix processor and MMX technology) computers. The card provides users with visual digital indicators for identifying POST error codes, monitoring power-supply voltages and system bus signals, and detecting IRQ and DMA conflicts. Furthermore, the card has an on-board Flash ROM for testing system peripherals.



CIRCLE 25 ON FREE INFORMATION CARD

When installed in any standard I/O slot, the PC Inspector will monitor the system's Power On Self Test (POST) codes. When an error is detected, the test sequence is halted at the failing test error code and that code is displayed on the unit's on-board display. The User's Guide explains the meaning of the error code. PC Inspector supports all BIOS that output POST error codes.

The card uses four discrete on-board LEDs to monitor key power-supply voltages. If any voltage is absent, the corresponding LED does not light. Other on-board LEDs continuously monitor critical system signals such as System Clock, Oscillator, Address Latch Enable, CHCK, CHRDY, AEN, RESET, and Watch-Dog Signals. Another set of LEDs is used in testing for IRQ and DMA conflicts. For advanced testing of

"completely dead" systems using an oscilloscope, users can even attach PC Inspector's reset line to the motherboard's reset jumper. This feature activates the reset every two seconds, allowing users to quickly test all system lines without manually having to reset the computer between each one.

That card is also equipped with a Flash ROM for testing system peripherals. PC Inspector comes with a manual that describes the complete use of the card as well as describing error codes from all major BIOS manufacturers. The PC Inspector costs \$569.

ULTRA-X INC.

1765 Scott Blvd., Suite 101
Santa Clara, CA 95050
Tel: 800-722-3789 or 408-261-7090
Fax: 408-261-7077
e-mail: pcdiag@ultra-x.com
Web: www.uxd.com

Voltage and Current Source

THE VI-700 IS A VERSATILE AND cost-effective precision dialable or remotely programmable voltage and current source. It fulfills a variety of laboratory needs, and the option of rechargeable battery operation makes it suitable for field use.

The unit features 0.5 Least Significant Digit (LSD) accuracy. Its three ranges provide up to 200V full scale down to 100 μ V resolution, and 200 mA full scale down to 0.1 μ A resolution.



CIRCLE 26 ON FREE INFORMATION CARD

Both voltage and current outputs are available simultaneously. Output can be set by a range selector and thumbwheel switches in the local mode or by a digital input at the rear panel. This control is available as an IEEE-488 or a BCD parallel interface.

The unit offers many full-performance features: wide output range (up to 200V), low output impedance (5 m Ω), low noise and ripple, and 70mA load current capability. The VI-700 is designed

for a number of applications, such as simulation, calibration, A/D and D/A evaluations, and product development.

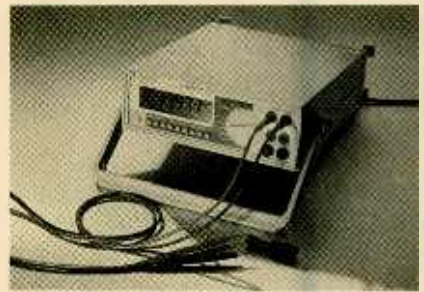
The VI-700 is AC powered, measures 8.5 by 2.8 by 9 inches, and weighs 5 pounds. It is priced at \$679.

IET LABS, INC.

534 Main Street
Westbury, NY 11590
Tel: 800-899-8438 or 516-334-5959
Fax: 516-334-5988
Web: www.ietlabs.com

Bench DMM

WITH A 50,000-COUNT, 0.025% accuracy, the Model 5490 Bench DMM offers a compact, versatile bench test instrument capable of wide-ranging test measurements.



CIRCLE 27 ON FREE INFORMATION CARD

The 5490 features full DMM measuring capabilities including DC voltages to 1000 V at 0.025% accuracy, AC voltage with true rms (AC or AC/DC), and overvoltage protection (1100 VDC+AC peak). The DC and AC current-measuring ranges are from 500 mA to 10 A, the resistance ranges are from 0.01 ohms to 50 megohms, and the capacitance ranges are from 10 pF to 50,000 μ F. The unit provides 600 VDC capacitance/resistance. It measures frequency over the range of 0.95 kHz to 500 kHz.

Weighing only 3.8 lbs., the 5490 is compact and equipped with non-skid pads—ideal for bench or lab use. A 50,000-count resolution LCD offers easy-to-see readings, supported by a 34-segment analog bargraph. For data logging and record/printout capability, the unit features a built-in RS-232 port. The 5490 is priced at \$675.

B&K PRECISION

4353 West Lawrence Avenue
Chicago, IL 60630
Tel: 773-725-9252
Fax: 773-725-9385
Web: www.bkprecision

STORM-WARNING LIGHTNING MONITOR

Although discussions of El Niño are no longer front-page headlines, the unpredictable weather—including violent thunderstorms—has always been here and likely always will. For example, an estimated two-billion dollars worth of damage is caused every year by lightning. Some electronics manufacturers are reluctant to make good on warranties if the cause of the failure was due to a lightning strike. With more surge-sensitive equipment coming into everyday use, our world has become more susceptible to “technological shutdown” from lightning hits.

In addition to property damage, lightning strikes are dangerous. Last year, over 200 people were struck and killed by lightning. Your odds of

being hit by lightning are said to be better than winning the lottery!

Look around your home. If there is a tall antenna mast or tree on or near your property, the statistical chances of a lightning hit are greatly increased. Although tall, rounded objects around you or

your home will tend to protect you from direct hits, the damage done by a nearby lightning strike is not anything that should be taken

lightly. Even after it gets into the ground, lightning will travel long distances before it dissipates—following buried pipes and cables that act as conductors; the electrical charge can resurface anywhere. For example, although a ham-radio mast might be well grounded, it is always a good idea to disconnect any equipment from the antenna when a storm is approaching.

A direct or nearby strike can take out much more than just the radio. One example that the author is familiar with occurred in an office that decided to do their own local-area-network wiring. They decided to save installation costs by having their in-house electrician run the cables. Several of the cables were



Plug this simple circuit into an AM radio, and you'll know well in advance of any approaching thunderstorms.

hung from the overhead sprinkler pipes. Soon, certain computers began to break down on a regular basis. The common factor between them was that they were all connected to cables that were strung up against hundreds of feet of “grounded” overhead sprinkler pipe. When it was suggested that lightning was the culprit, the electrician argued that grounded pipes should not be above ground potential, even when struck by lightning.

It was eventually verified that the EMF pulses from nearby lightning strikes were being induced into the LAN wire by the sprinkler system. Although the cause of the malfunctions was eventually found, it was at a high cost in both lost hardware and time—all for the desire to save a few dollars!

The Nature of Lightning. Lightning is an electrical discharge that rebalances the differences between positive and negative

KENTON CHUN

charges within a cloud, between two clouds, or between a cloud and the ground. Cloud-to-ground strikes generally cause the greatest amount of property damage and injury to life. The negative charge at the cloud's base is attracted to the positive charge at the earth's surface, which causes the initial contact. An actual lightning strike consists of two separate events—a strike leader and a return stroke. When the electrical potential is great enough, a small strike leader will leap from the cloud to ground, ionizing the air as it goes. The return stroke flows back up the ionization path into the cloud, creating the larger flash and discharge that we associate with lightning.

Due to the large voltages involved, a lightning strike creates a broadband EMF pulse of tremendous magnitude. Those pulses can easily be detected a hundred miles away. When a storm approaches,

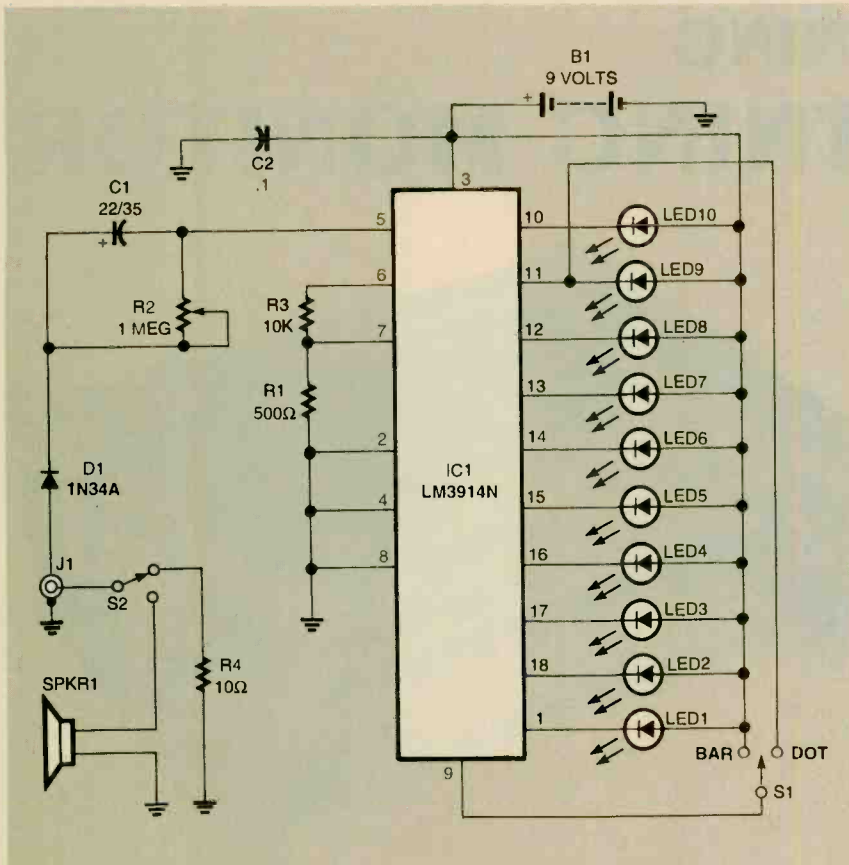


Fig. 1. Built around an LM3914 LED display driver, the Lightning Monitor listens to an AM radio. When a pulse from a lightning strike is detected, the LEDs light up. The amount of time that they remain lit is adjustable so that you have time to notice the warning.

the frequency and field intensity of the EMF pulses will increase. We can take advantage of that phenomenon to "detect" the presence of an approaching thunderstorm.

By nature, a bolt of lightning is an excellent amplitude-modulated (AM) signal. Many of us have heard lightning strikes on an AM radio. Because of the broadband nature of the pulse, the crackle of a lightning strike can be heard anywhere on the AM dial. Although you can simply leave the radio on all of the time, it is impossible to pay attention to it all of the time. Moreover, our sense of hearing is not very acute—our brains have learned to "tune out" noise. To overcome that problem, we need some way to draw our attention to the possibility of an approaching storm. That task is nicely handled by the Lightning Monitor that we will now describe.

How It Works. The Lightning Monitor is a simple circuit that listens to an AM radio signal continuously. The circuit diagram is shown in Fig. 1. The

heart of the circuit is IC1, an LM3914N display driver. That chip is designed to show a voltage reading on a set of light-emitting diodes. Within IC1 are a voltage divider and ten comparators that turn on in sequence as the input voltage rises.

The audio output from an AM radio is applied to J1. If you want to hear the radio signal, S2 switches the audio signal between the Lightning Monitor circuit and SPKR1. When the speaker is not in use, its load on the radio is simulated by R4.

The audio signal is changed into a half-wave DC signal by D1. The semi-rectified signal is applied to C1, charging it up. During the non-charging portion of the half-wave signal, C1 is discharged by R2. Since R2 is adjustable, the discharge rate of C1 can be set to match the audio characteristics of the particular radio being used. The rate of discharge can be varied between almost instantaneously to several seconds.

Normally, the audio signal will hold the voltage on C1 steady with

some fluctuation as the audio gets louder and softer. When a pulse from a lightning strike surges through the radio, C1 charges much faster than it discharges.

The voltage on C1 is sensed by IC1 and the current level displayed on the LEDs. Since IC1 can display a voltage level as a "bar" of LEDs or as a single moving dot, S1 is used to select between the two display modes.

The circuit is powered by B1, a 9-volt battery, although any source of well-filtered DC power between 5 volts and 18 volts will work well. In fact, if the circuit is to be left on all the time, you'll almost certainly want to use an external power source. That's because should B1's voltage drop below IC1's minimum supply requirement, the comparators within that IC, and hence the unit, will not be reliable.

Building the Lightning Monitor. The Lightning Monitor circuit is simple enough to be built on a piece of perfboard using standard construction techniques. The size of the LEDs and their colors depend on your own personal preference. If you want to arrange the display similar to other color meter displays, use green LEDs for the first six units, followed by two yellow LEDs and two red LEDs at the high end. All of the connections should be kept as short as possible.

The Lightning Monitor can be housed in any suitable case. If you are exceptionally neat in your board construction, you can use a clear plastic box similar to the author's prototype shown in Fig. 2. If your radio has enough room inside its case, you can even mount the Lightning Monitor inside that case and use the radio's power supply to power the circuit.

Calibrating and Using the Lightning Monitor. Tune a radio to the quietest spot that can be found on the AM band on a day with clear weather. It will probably be towards the higher end of the band—the lower end of the AM broadcast band tends to be more susceptible to terrestrially-generated EMI and RF interference. You might want to do that over a few

(Continued on page 47)

Weather—probably one of the most talked-about subjects in the world. Increasingly, people are taking an interest in the unusual weather patterns that have been the subject of news reports over the past few years. Amateur weather-watchers are becoming aware of the importance of wind patterns. That group is not the only one—model-rocketry enthusiasts also want to keep track of wind direction before pressing the launch button.

Which ever way the wind blows... you'll know at a glance with the Digital Wind Vane project presented here. It is the perfect addition to a home weather station. A simple display lights up a light-emitting diode on a panel indicating the current direction of the wind. You can either build a wind vane for sensing the wind or modify an existing one to send its information to where it can be seen in the comfort of your home. No longer will you have to peer out of a window or go outside (especially in inclement weather) to take a reading of wind direction.

How It Works. As you can see from the schematic diagram shown in Fig. 1, the Digital Wind Vane is actually a simple circuit. The heart of the unit is IC1, a 4- to 16-line decoder chip. A 4-bit binary code applied to the input pins results in one of the 16 outputs being grounded. The outputs of IC1 are connected to the LEDs on the display. Since only one LED will be on at a time, R1 is a common current-limiting resistor for the display.

The inputs to IC1 come from ENC1, a rotary-shaft encoder that is attached to a wind vane outside. The wind vane works on simple aerodynamic principles that cause the "tail" of the pointer to have a greater drag causing the "head" to point into the wind. The length of the shaft and the area of the "tail" must produce enough force to rotate the shaft.

The rotary encoder that has been chosen for the Digital Wind Vane has two interesting properties. First of all, it is a "non-detented" type. That means that the encoder's shaft is free to spin any amount at a time

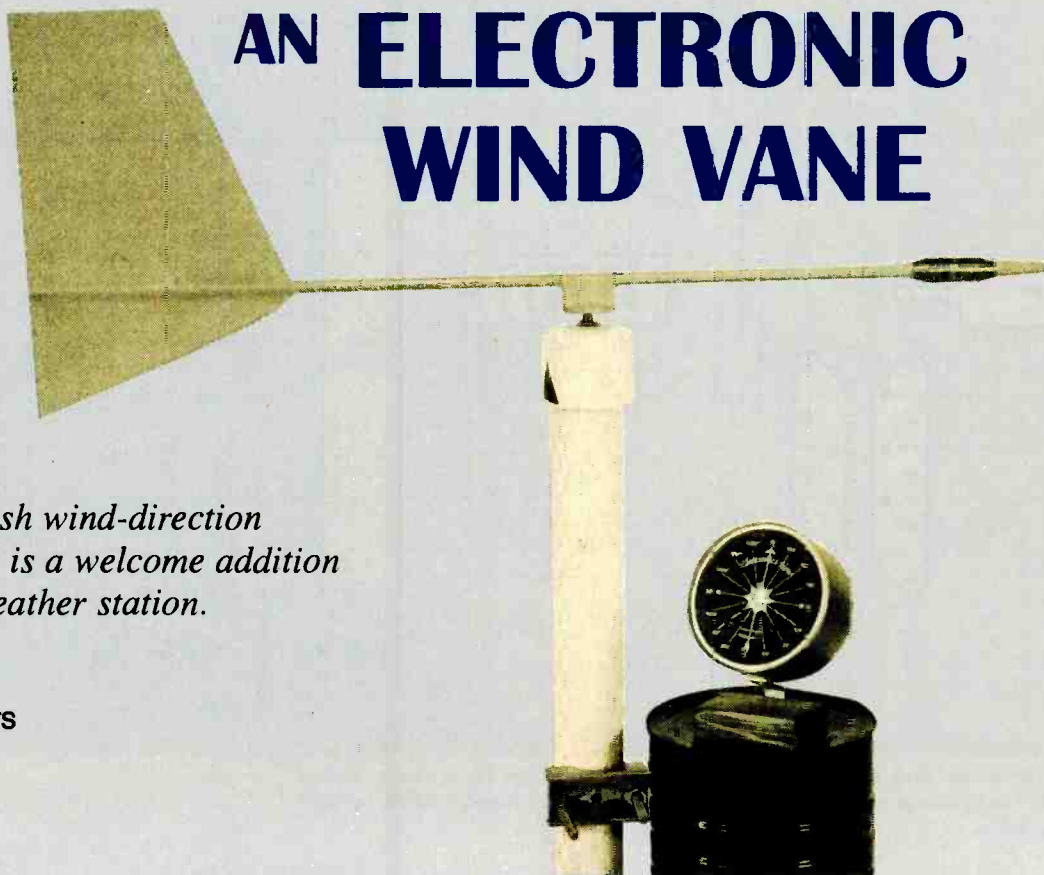
with very little force needed to turn it—very much like a potentiometer. An encoder with detents, on the other hand, would act like a rotary switch, locking in place at a particular position. That type of encoder requires a greater amount of force to turn it, making it unsuitable for the Digital Wind Vane. The other unusual property of the encoder is that it does not have the "8-4-2-1" binary encoding one would expect from such a device.

If you write down a list of binary numbers in a column, you will quickly see that in several instances, more than one digit is changing between 0 and 1. Most notable are the changes between 3 (0011) and 4 (0100) as well as between 7 (0111) and 8 (1000). Because of variations in manufacturing, there is no guarantee that all of the individual digits will change at *exactly* the same time. For example, if the encoder is changing from 3 to 4, there might be a position of the shaft where the second and third bits have changed, but the first bit hasn't. The result would be 0101, or the binary equivalent

AN ELECTRONIC WIND VANE

This stylish wind-direction indicator is a welcome addition to any weather station.

STEVE BOTTS



lent of 5. Obviously, counting from 3 to 4 by way of 5 is not an acceptable situation.

The rotary encoder specified in the Parts List produces a binary code called a "gray code." Table 1 shows the "gray code" generated by ENC1. If you study Table 1 carefully, you will notice that only one bit changes for each code change. That technique prevents the "out-of-sequence" problem that was detailed above.

The challenge in using a gray-code encoder now becomes getting the correct LED to light up. In the case of the Digital Wind Vane, the various LEDs are simply hooked up to the outputs of IC1 in the sequence needed to produce the correct display.

Building the Display. We'll start construction by building the display portion of the Digital Wind Vane. The layout of the circuit is not critical; using a perfboard with standard construction techniques will do just fine. However, if you want to keep the LEDs in a circular pattern, using a printed-circuit board would then be the best way to go. If you would like

to use a PC board, a foil pattern has been included here. The unusual circular pattern of the PC board has been designed to fit an easily obtainable item that can be used as a case—details on that part of the construction will be discussed later.

The PC board is a single-sided design, making it easy to etch and drill your own. If you are using the foil pattern provided, follow the parts-placement diagram in Fig. 2.

It is easiest to assemble the components to the PC board in size order, starting with the several jumper wires that are needed. Although bare wire can be used, it is better to use insulated wire such as 30-gauge wire-wrap wire. That way, the longer jumpers won't bend and accidentally short.

Note that there are also two jumper wires labeled JP1 and JP2. Those jumpers are related to an additional feature of the Digital Wind Vane: In standard operation if there is no wind blowing, the unit will still indicate the direction that the wind was blowing before dying down. However, an optional signal can be applied to the unit from an anemometer—a device that mea-

sures wind speed. If that input (pin 4 of J1) is grounded, the Digital Wind Vane will indicate the direction of the wind. If the anemometer input goes high (no wind), then the Digital Wind Vane will go dark.

For now, install both jumpers; JP1 will be needed for testing the unit. If you have an anemometer with a suitable calm/wind indicator that is compatible with the Digital Wind Vane, you can remove JP1 after testing the unit. Of course, leaving JP1 in place after testing (for a continuous display) makes JP2 unnecessary. However, leaving that jumper in the circuit will not do any harm.

Check the orientation of each LED before installing it. Mount each LED so that its top is 1/2 inch above the board. As an option, you can use different colored LEDs for different compass points. One possible scheme would be to use green LEDs for the North, East, South, and West points. Red would be at the Northwest, Northeast, Southeast, and Southwest positions, with yellow LEDs at the other locations. The particular arrangement is up to you—using the same color all around is perfectly acceptable.

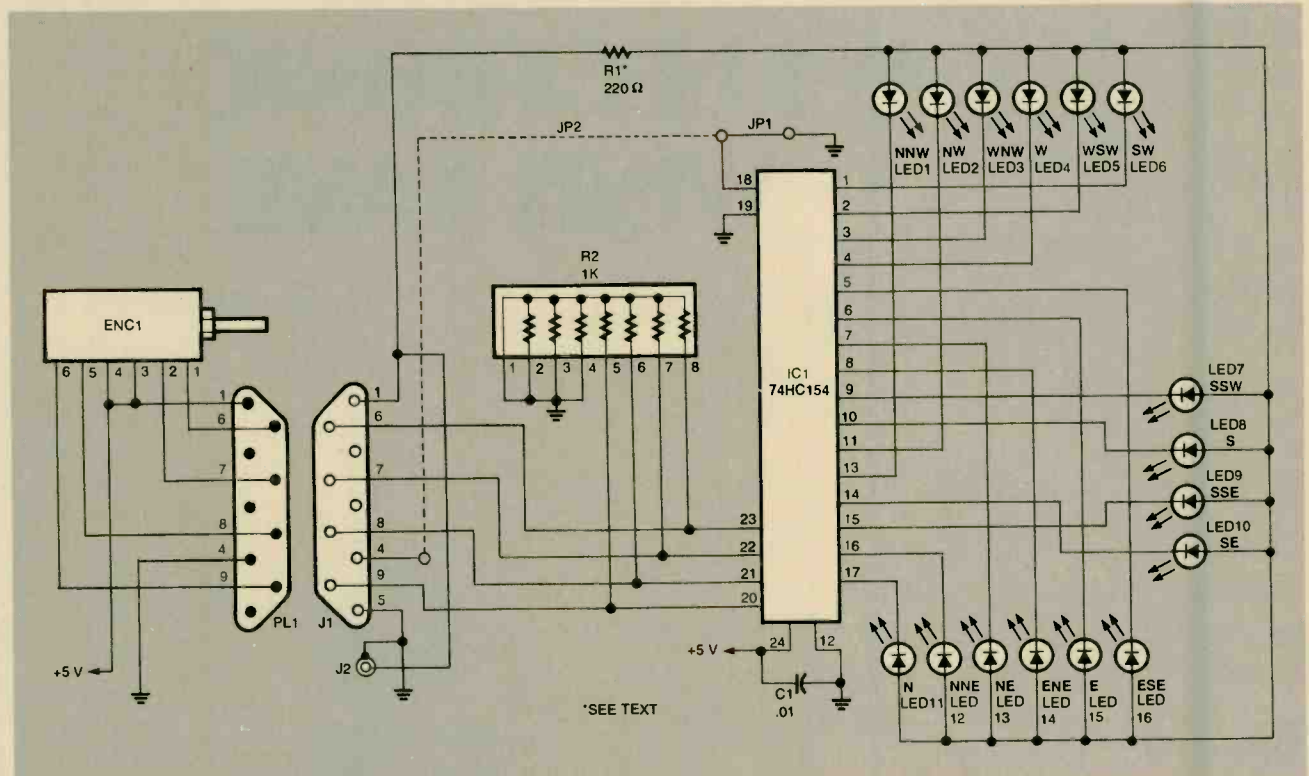


Fig. 1. The Digital Wind Vane is a simple circuit that uses a rotary encoder. The encoder's output is decoded by IC1 to light the appropriate LED. The connections of the LEDs reflect the code pattern generated by ENC1.

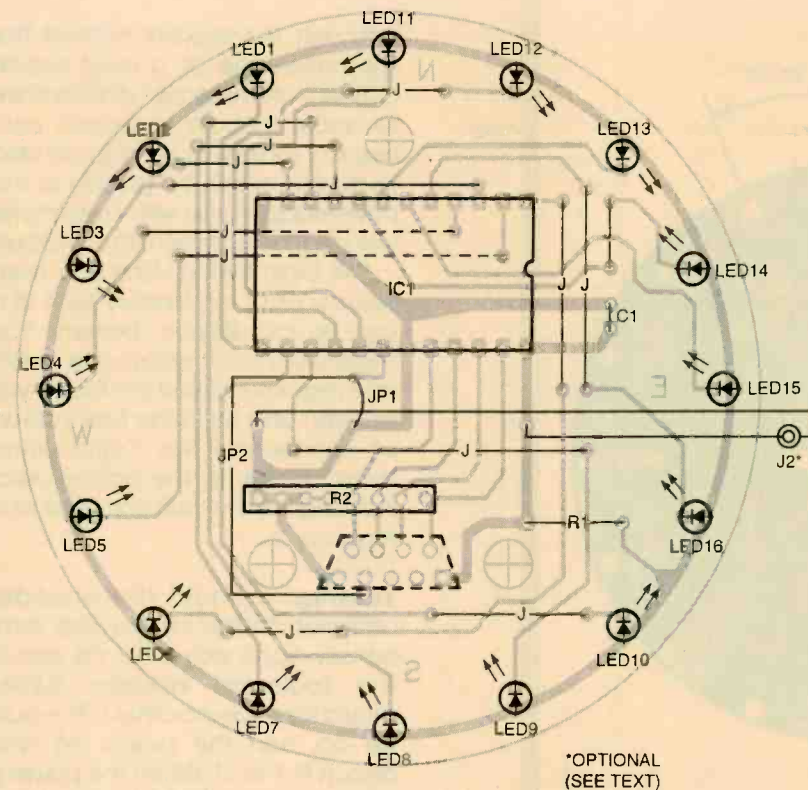


Fig. 2. Here is the parts-placement diagram for the Digital Wind Vane. The single-sided PC-board layout has several jumpers that need to be installed for the LEDs to work. Either JP1 or JP2 is installed if you are going to use the Digital Wind Vane with an anemometer that can signal if the wind is not blowing.

The value for R1 has been chosen for a 6-volt power supply. If you plan to use a 12-volt supply instead, you should increase the value of R1 to 1000 ohms. That will limit the LED current properly at the higher voltage.

Solder several short wires (about 1 inch long) to J1. Install J1 from the solder side of the board. Before soldering the wires to the board, use 1/2-inch threaded standoffs as temporary spacers to hold J1 off the board the correct distance. Carefully tack-solder the wires to the PC board, surface mount style, making sure that they don't touch each other.

Although IC1 can be soldered directly to the board, it is a good idea to use a socket. Not only will that protect IC1 from any static damage or overheating during soldering, it will also make replacing IC1 easier in case it fails in the future. Take care to install IC1 in the proper orientation. Also, that chip is a CMOS type, so observe all anti-static precautions when handling it. For example, you should always discharge both yourself and the PC board to a known ground point

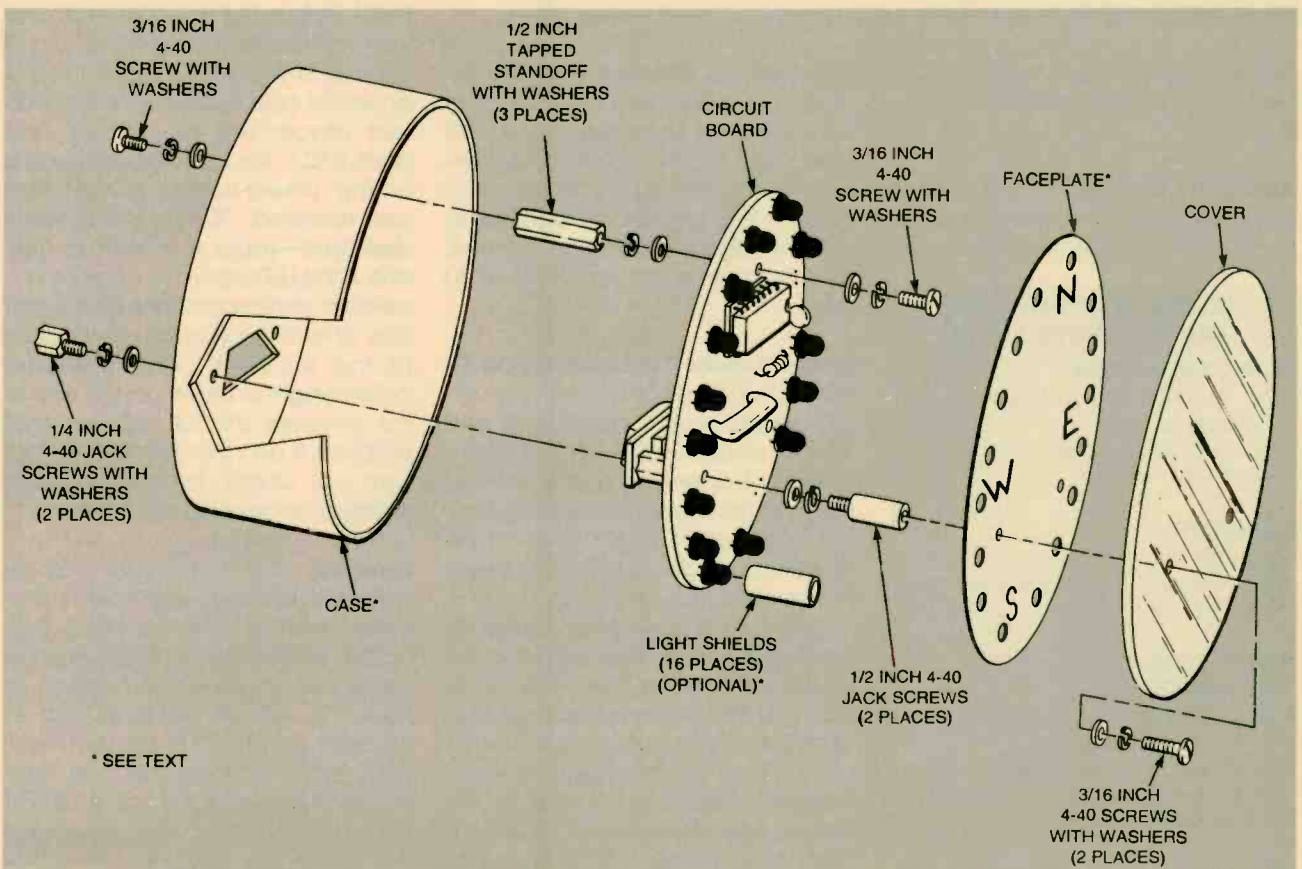


Fig. 3. The Digital Wind Vane can be mounted in an instrument cast to make an attractive display for a desk or wall. The case is an empty can of cat food or tuna fish that has been washed.

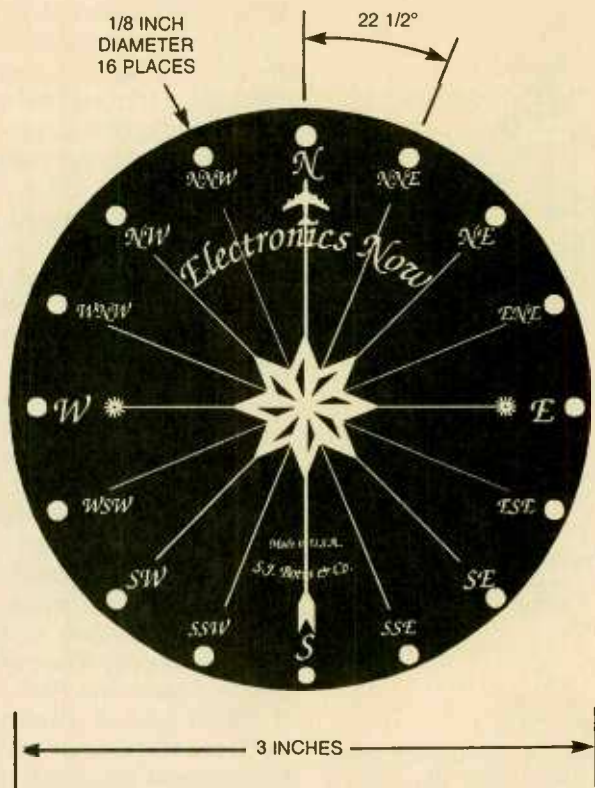


Fig. 4. This faceplate can be used as a pattern for the display. Feel free to design your own; the only requirement is that it match the case and LED pattern that you will be using.

before installing the chip. It is also best to try not to handle the chip by its pins.

Wiring the Encoder. The encoder is simply wired to PL1 as shown in Fig. 1. Because the circuit needs five wires

between the encoder and the display, a five-conductor cable used for controlling antenna rotators will work well in this application. An added bonus for using that type of cable is that it is designed for outdoor use. The Digital Wind Vane will work with a cable length up to about 30 feet.

Power Supply. The power supply for the Digital Wind Vane is not very critical—a DC source between 5 and 12 volts at about 200 mA is all that is needed. Depending on the voltage rating of the supply you will be using, the value of R1 might have to be modified in order to limit the current to the LED to about 20 mA.

Two options have been made for connecting the power supply to the Digital Wind Vane. One way is to connect the positive and negative wires from the supply to pins 1 and 5 on PL1. That way, a single connector handles everything needed by the display unit. Alternatively, provisions have been made on the PC-board foil pattern for separate power connections to the PC board directly.

Although the second method has the advantage of a more secure connection, the case will then have to accommodate a second connection. Either way, it's a good idea to double-check the polarity of the power-supply wires with a voltmeter before attaching them to the circuit.

The Digital Wind Vane can even use a 6- or 12-volt battery such as a car or motorcycle battery. You might want to consider using a voltage-regulator circuit (for the 12-volt battery) and an in-line fuse instead of connecting the Digital Wind Vane directly to the battery. Also, installing a switch will conserve battery power.

Testing. Without the encoder attached to the display unit, temporarily apply power to the circuit. The Southwest indicator (LED6) should light up—no other LED should be on. Turn the power off and attach PL1 to J1. When the power is turned back on, one LED should be lit. The particular LED that is lit will be a random one—it depends completely on the current position of ENC1. Rotate the encoder shaft and see that each LED lights in turn. If there is a problem, check the PC board for cold-solder joints and correct placement of jumpers and parts. If IC1 was installed backwards or the power-supply connections are reversed, IC1 is most likely destroyed—replace it with a new one. If the LEDs seem to operate in a random fashion and are somewhat dim, check the ground connection to the encoder. Using a shorter cable length or larger gauge wire to the encoder should clear up that problem. If an individual LED will not light up, check to see if it was installed backwards.

Housing. The prototype was installed in a 3-inch-diameter "instrument case" as shown in Fig. 3. That "case" was eagerly provided by the family cat. If you don't happen to have an empty cat-food can, a tuna-fish can has the same dimensions. Wash and dry the can thoroughly. Removing the label almost completely hides the recycled nature of the enclosure.

Cut a hole in the back of the can for J1. An additional hole will be

PARTS LIST FOR THE DIGITAL WIND VANE

SEMICONDUCTORS

IC1—74HC154 4-to-16 decoder, integrated circuit
LED1–LED16—Light-emitting diode (see text)

RESISTORS

R1—220-ohm, 1/4-watt, 5%
R2—1000-ohm, 7-element network (Digi-Key 4608X-10102-ND or similar)

ADDITIONAL PARTS AND MATERIALS

C1—0.01- μ F, ceramic-disc capacitor
J1—9-pin male connector
PL1—9-pin female connector
ENC1—Rotary encoder, non-detented, 4-bit gray code (Digi-Key CT3003-ND or similar)
Wire, case, plastic mast pipe, pipe end cap, wood, brass, hardware, etc.

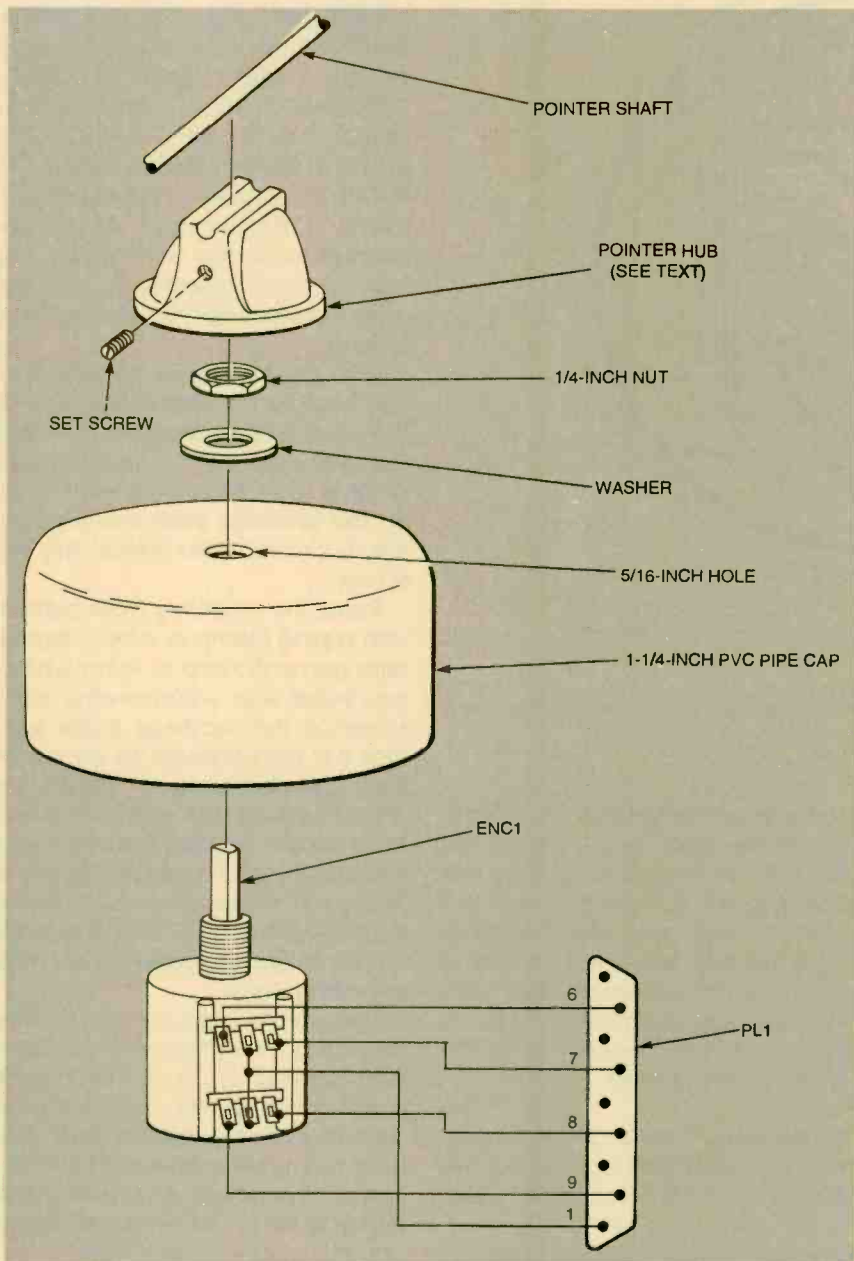


Fig. 5. The encoder for the Digital Wind Vane is mounted in an end cap for plastic pipe. The result is a low-cost, sturdy, and weatherproof housing.




Fig. 6. Here are some examples of wind vanes that were built by the author. The tail of the larger wooden model can be cut from a square piece of thin plywood. The wooden version is glued to an equipment knob that can be clamped onto the shaft of ENC1. The smaller vane is made from brass shapes available at most hobby shops. Since it is made from metal, a simple hole and set screw at the balance point are all that are needed to mount it to the encoder shaft.

needed for a mounting screw. Mark the holes by placing the PC board in the can and tap it slightly to make an impression of the outline of J1. The metal in the can is very soft, making it easy to cut out a hole for J1. Install a standoff temporarily and tap the board as before to mark the mounting screw location. Drill three 1/8-inch diameter holes for the screws to pass through—one that was just marked and two at the sides of J1. One benefit of the choice of case material is that if you make a mistake, simply try again with a new can; the cat is sure to be

willing to help out again!

Next, prepare a faceplate. The design can be as simple or as fancy as you want. An example that can be used if you lack the artistic flair is shown in Fig. 4. Glue the design to a piece of thin cardboard, such as a piece of paper plate. Use a 1/8-inch punch to cut clean holes through which the LEDs will shine. You might want to install light shields to concentrate and direct the LED light. You can use some red-colored plastic drinking straws or rubber tubing trimmed to appropriate lengths and slipped over each LED.

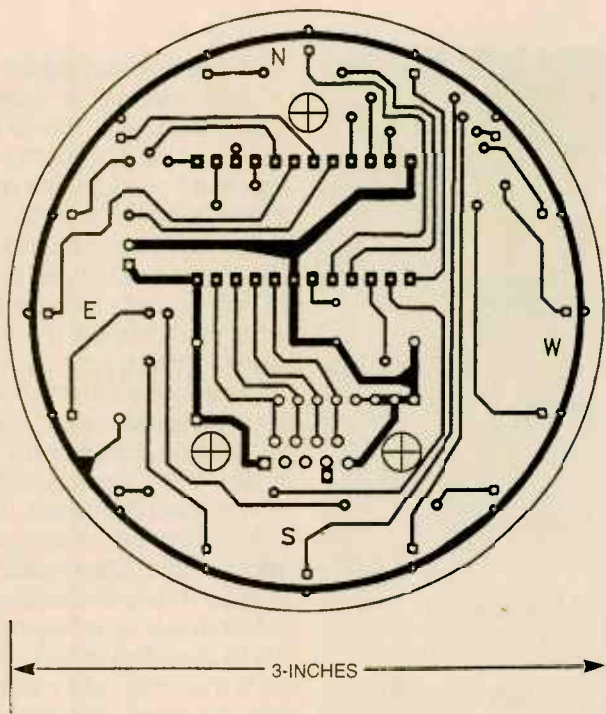
Install the assembled circuit board into the case. Clear plastic, available in most home-improvement stores, will work well as a "crystal" cover for the Digital Wind Vane. Cut the plastic to fit the case and mount it with a pair of screws. The finished display case either can be mounted in a larger case with other weather-forecasting instruments or a small stand can be made so that the display unit can be used on a desk or shelf.

Wind-Vane Construction. Personal taste will dictate the actual construction of the outside wind vane. You can either build your own or modify an existing device. In either case, a weatherproof housing will be needed for ENC1. Details are shown in Fig. 5.

The mast is a piece of 1 1/4-inch plastic pipe. That size is stiff enough to withstand strong winds. Drill a hole in the center of an end cap and mount ENC1 on the inside. Before mounting the encoder, pass it through the pipe. Once mounted, glue the end cap onto the pipe.

Examples of two different wind-vane designs built by the author are shown in Fig. 6. The larger one is made from a length of wooden dowel, some thin plywood, and a pair of hollow brass bullet-shaped fishing weights. The tail piece can be cut from a square piece of plywood. Before the fishing weights are soldered together, place some lead weights inside them. The various pieces are epoxied together.

A knob is used to attach the vane to the encoder shaft. Before epoxying it to the shaft, find the balance point of the vane. It should be able to sit on the knob without excess



Here's the foil pattern for the Digital Wind Vane. A single-sided layout makes the board much easier to etch for the home builder.

weight on either side. Once everything has been assembled, it can be painted any desired color.

The other vane is made from brass tube and sheet that has been soldered together. Again, it can be painted any color. An alternative is to polish the brass to a bright shine and coat it with a clear lacquer finish. If you want a "rustic" look, you can just let the brass weather; it will develop a greenish patina due to the copper content of the brass.

If you want to modify an existing

vane, keep in mind that the pointer should be balanced; it should not be tail- or head-heavy. Also, the bearing in ENC1 should not be used to carry heavy loads. A better arrangement would be to use a ball-type thrust bearing. The wind vane would rest on the thrust bearing, which, in turn, would rest on the end cap of the mast.

Installation. Now that we have a working instrument and sensor, we need to install it and put it to work.

WARNING: USE CAUTION WHEN ERECTING THE WIND VANE. DO NOT INSTALL A MAST WHERE IT COULD COME INTO CONTACT WITH, OR FALL ONTO, POWER LINES. THAT COULD RESULT IN DEATH, SERIOUS INJURY, OR PROPERTY DAMAGE. A good rule of thumb is that a mast should be located twice the distance as it is high from any power lines. Also, be extra careful when working off the ground.

With no wind vane attached to ENC1, rotate the encoder shaft until the display indicates North. Mark the mast cap with a piece of tape or other mark. Mount the wind vane on the encoder shaft, line it up to the mark, and then tighten the set screw.

Install the mounting mast outside with a pipe clamp or other suitable arrangement. Keep in mind where you install your weathervane may influence the readings. Make sure that it is high enough to be away from any turbulence caused by other buildings. For example, if the wind vane is located between two large buildings, it might only sense a "leeward" effect of wind channeling between the buildings. The main idea is to get the vane up into the prevailing winds.

Line up the mark on the mast so that it is pointing true North. A compass sighting on a distant object might help. When everything is aligned correctly, tighten down the mast clamps. Reconnect PL1 to J1, turn on the power, and check that the relationship between the display and the wind vane is correct.

Now that you have a working system, watch the behavior of the pointer. Ideally, it should not "hunt" (sway from side to side) in a steady breeze. Make sure that the fins and shaft are straight and true. You might need to adjust the wind vane itself in order to make it less sensitive. Sometimes, making the pointer's shaft shorter or decreasing the surface area of the fin will help. The fact that the pointer does not seem to respond to small breezes is OK unless it is binding or otherwise getting stuck. For weather prediction, we are interested in the prevailing winds that the vane will eventually line up with.

If you live in an area that is prone

TABLE 1—ENCODER GRAY CODES

Position	A	B	C	D
1	1	1	1	1
2	1	1	0	1
3	1	0	0	1
4	1	0	1	1
5	1	0	1	0
6	1	0	0	0
7	1	1	0	0
8	1	1	1	0
9	0	1	1	0
10	0	1	0	0
11	0	0	0	0
12	0	0	1	0
13	0	0	1	1
14	0	0	0	1
15	0	1	0	1
16	0	1	1	1
	(1)	(1)	(1)	(1)

to lightning, you should think about lightning protection. A direct lightning hit on the Digital Wind Vane will probably destroy everything from the encoder to the cable to the display unit. Be aware that even nearby lightning strikes could also damage the unit's electronics—particularly when using long cable runs. Pull-down resistor R2 gives some protection from static build-up. As an added precaution, connect the power supply's negative lead to a good earth ground.

Even if you are just adding an encoder to a wind vane that has been up for years, you now have a lead-in cable that will conduct lightning directly into your house. You should make sure that the mast is properly grounded or install a grounded lightning rod that is higher than the wind vane and mast. Another technique is to bend the input cable around some corners before it enters the house. Lightning usually will not take a corner as long as it has a straight ground path to follow. Furthermore, you can also use discharge tubes on each cable wire. Ω

LIGHTNING MONITOR

(continued from page 40)

days in order to get a good idea of how quiet the target frequency really is. AM broadcasts and interference often live a strange nomadic existence on the AM band.

Power up the Lightning Monitor and connect it to the speaker or headphone jack of the radio. Ideally, the radio should cut the speaker out when the Lightning Monitor is connected.

Set S2 to the "audio" position so that the radio can be heard through SPKR1. If a thunderstorm is in the vicinity, you should be hearing the static crashes from lightning strikes. If reception is good, you might even be able to hear them from thunderstorms that are many miles away. If a thunderstorm is not in the area, simulate one by using a hairdryer to create static or tune the radio to a strong station.

Set the radio's volume control so that the monitor gives a full-scale reading on the loudest of strikes.

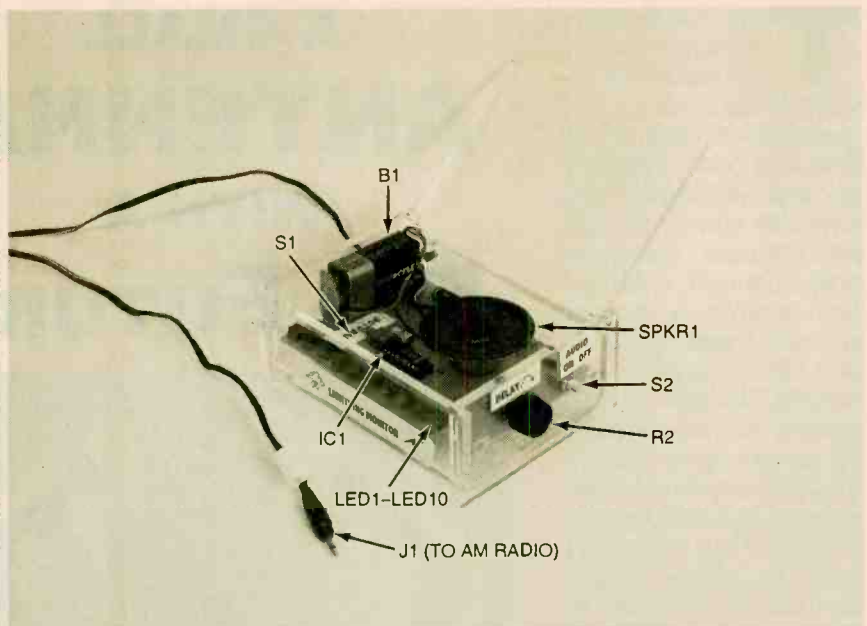


Fig. 2. The Lightning Monitor is simple enough to build on a perfboard. Here, the author's prototype has been mounted in a clear plastic case, making the Lightning Monitor both a decorative and a practical project. The battery can be replaced by a wall-mounted transformer for continuous use.

PARTS LIST FOR THE LIGHTNING MONITOR

SEMICONDUCTORS

IC1—LM3914N LED display driver, integrated circuit
 DI1—1N34A germanium diode
 LED1—LED10—Light-emitting diodes (see text)

RESISTORS

(All resistors are 1/4-watt, 5% units unless otherwise noted.)
 R1—500-ohm
 R2—1-megohm, potentiometer
 R3—10,000-ohm
 R4—10-ohm

CAPACITORS

C1—22- μ F, 35-WVDC, electrolytic
 C2—0.1- μ F, Mylar

ADDITIONAL PARTS AND MATERIALS

B1—9-volt battery (see text)
 S1, S2—Single-pole, double-throw switch
 SPKR1—2-inch speaker
 Case, knob, AM radio, hardware, etc.

Finally, set R2 so that the readings "fade out" inside a time interval that is reasonable for you to notice the event. A few seconds is usually sufficient. For continuous use, flip S2 to the other position and you will have peace and quiet again. If you begin to see readings on the LED display, flip S2 back to the "audio" position and listen to confirm that a storm is approaching—and not a local unli-

cenced "pirate" AM station.

If you live in an area where the standard AM broadcast band is too noisy, you might want to use a short-wave, marine, or CB radio. At frequencies over 15 MHz, terrestrial noise is less noticeable.

If you build the Lightning Monitor into a small box, you can also use it on days of clear weather as a portable "storage voltmeter" for measuring slow-changing low-voltage events such as temperature changes or light levels with a suitable sensor. Even if you don't happen to live in the "lightning capital of the world," it is always best to be prepared! Ω

Yours for only \$3.50

Prices includes shipping!



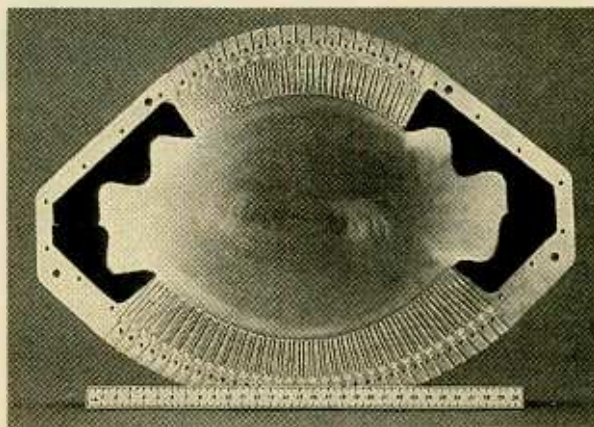
HAVE A THOUSAND YUCKS FOR ONLY THREE AND A HALF BUCKS! That comes to one-third of a cent per laugh. Electronics Comics is a compilation of over 125 riotous, outrageous and phenomenal cartoons that appeared in **Popular Electronics** and **Electronics Now**. Only **\$3.50**—price includes shipping. **Claggg, Inc., Reprint Bookstore, P.O. Box 4099, Farmingdale, NY 11735-0793.** All payments in U.S. funds. Sorry, no orders outside U.S.A. and Canada. Check or money order only—send no cash. NY state residents add applicable tax. MA04

A SMALL ANTENNA WITH A BIG FUTURE

The first Rotman lens to operate at millimeter-wave frequencies (i.e. frequencies as high as 37 GHz) has been designed and built, yielding the prototype for a low-cost, high performance, electronically scanned antenna. Such a device is needed in a wide range of civilian and military applications, including aircraft landing systems, communications equipment, auto collision-avoidance systems, missile seekers, and tank radars. Because it has no moving parts, no phase shifters, and can be encased in plastic, researchers at the Georgia Institute of Technology, where the device was designed and built, believe they have an inexpensive, rugged, reliable, and compact alternative to current millimeter-wave (MMW) antenna technologies.

"MMW components are compact and well suited for integration into missile-seeker heads, smart munitions, automobile collision-avoidance systems, and synthetic-vision systems," said Georgia Tech's Ekkehart (Otto) Rausch, senior research scientist. "In these applications, low-cost, rapid, inertialess scanning of the antenna is desirable. Most MMW antennas that operate at frequencies equal to or greater than 35 GHz use either a mechanical scanning approach or phase shifters for electronic steering. Phase shifters that operate at MMW frequencies are costly and introduce considerable RF loss. Mechanically steered antennas are relatively low in cost but are slow in response, sensitive to shock and vibration, and have moving parts that are subject to wear and failure. Thus, low-cost, high-reliability, and electronic scanning are generally incompatible unless the design is based on a MMW Rotman lens."

By avoiding those limitations, the new Rotman lens could open new applications for MMW radar.



New technology has yielded a low-cost, high-reliability antenna that can operate at frequencies to 37 GHz.

DOUGLAS PAGE

How it Works. Rotman-lens devices get their names from their ability to focus microwave or millimeter-wave energy coming from a particular direction by passing this electromagnetic energy through a pair of lens-shaped parallel plates.

"This Rotman lens consists of a parallel plate region with waveguide ports distributed around the periphery of the plate," Rausch explains. "Beam-forming or focal ports are located on one side of the plates. Those ports are fed by a switch array. The array ports are on the opposite side, each connected to an antenna element. Energy, when input into a specific focal port, will emerge from the antenna elements and produce a beam along a particular direction. Switching the input from focal port to focal port will steer the beam electronically in one dimension. The concept may be extended to two dimensions by modifying the Rotman lens equa-

tions and generating two-dimensional surfaces for the focal and array contours."

Since the objective of the research was proof-of-concept, the design was restricted to one-dimensional scanning. Currently, the lens is constructed of aluminum. The potential exists, however, to build both the lens and the switch array using plastic. Production costs can be kept low by hot-pressing the antenna in plastic, which could then be coated with a conductor, such as gold. The antenna feed horns and switch arrays would be assembled the same way.

In addition to low cost, durability and compact size, another feature of the Rotman lens is the low throughput loss and sidelobe emissions. Sidelobe power in the prototype can be suppressed by a factor of one-thousand below the energy of the main beam. The lens itself loses less than 2 dB power.

"The antenna we are designing for Phase II of this project will have a gain in excess of 30 dB," said Rausch. "This antenna gain will be achieved with an array of 32 horn-antenna elements having a beamwidth of less than four degrees in azimuth and less than eight degrees in elevation."

In the past, Rotman lenses were implemented with microstrip or stripline technology, usually between 6 and 18 GHz. Microstrips, however, are unreliable at high frequencies and are therefore not suitable for use in the millimeter-wave region. To reduce the losses to an acceptable value (between 1 and 2 dB), waveguides and air dielectric must be used between the parallel plates in the antenna.

Rausch and Andrew F. Peterson, of the Georgia Tech School of Electrical and Computer Engineering, fabricated the Rotman-lens MMW antenna out of a solid block of aluminum using designs that



Here, Georgia Tech's Otto Rausch attaches waveguides to test his Rotman-lens antenna.

specified tolerances of 0.0005 inches. A fabrication facility in New Jersey carved out the necessary shapes at those tolerances using an electrical-discharge method.

"Everything about this lens, from the width of the waveguides to the

shape of the absorber foam, matters a great deal," Rausch said. "The surface roughness and even the placement of the screws all have been designed according to strict design principles."

Applications. Before the antenna can be successfully implemented in any of the potential application areas, Rausch anticipates expanding the antenna's operating frequency and adding the capability to scan in two dimensions. Once that has been successfully achieved, here are some of the ways that the technology could be used:

•**Aircraft-Landing Systems.** Heavy fog and other weather extremes can limit landing-strip visibility, preventing pilots from seeing the runway. A synthetic-vision system based on millimeter-wave radar technology could produce heads-up images through the fog, permitting safe landing in spite of difficult visibility.

•**Automobile Collision-Avoidance Systems.** Plastic-built MMW

radar systems in automobiles could provide drivers with warnings of approaching vehicles. Plastic construction would keep costs low enough to make the systems economically practical.

•**Commercial Communications.** Rotman-lens antennas could be used in short-range, building-to-building wireless communication. Again, the use of plastic construction could lower the investment cost of such systems.

•**Synthetic Vision for Assault vehicles.** Operators of ground assault vehicles, such as tanks, also need fog and smoke vision aides, but harsh conditions and vehicle vibration limit the practicality of conventional antennas. A Rotman lens could be integrated into the tank's structure, eliminating the need for an external dish and providing durability and reliability.

•**Missile Seekers.** The Rotman-lens antenna's low cost, reliability, and small size could be ideal for use in airborne systems such as missile seekers. Ω

❖ ATTENTION CABLE VIEWERS ❖

CABLE VIEWERS. . .get back to your **BASIC** Cable Needs

Call 800-577-8775

For information regarding all of your **BASIC** cable needs.



**BASIC
ELECTRICAL
SUPPLY &
WAREHOUSING
CORPORATION**

- 5 GOOD REASONS TO BUY OUR FAR SUPERIOR PRODUCT
- ❖ PRICE
- ❖ EFFICIENT SALES AND SERVICE
- ❖ WE SPECIALIZE IN 5, 10 LOT PRICING
- ❖ ALL FUNCTIONS (COMPATIBLE WITH ALL MAJOR BRANDS)
- ❖ **ANY SIZE** ORDER FILLED WITH SAME DAY SHIPPING

We handle **NEW** equipment **ONLY** - Don't trust last year's **OBSOLETE** and **UNSOLD** stock!
COMPETITIVE PRICING—DEALERS WELCOME

HOURS: Monday-Saturday 9-5 C.S.T.

It is not the intent of B.E.S.W. to defraud any pay television operator and we will not assist any company or individual in doing the same.
*Refer to sales personnel for specifications.

P.O. Box 8180 ■ Bartlett, IL 60103 ■ 800-577-8775

ADD DAYTIME-RUNNING LIGHTS TO YOUR CAR

It's a simple matter to convert your current headlights to daytime-running lights with the addition of this easy-to-build circuit.



DAN HARRISON

Daytime-running lights (DRLs) are one of the newest safety features of modern cars. Many safety studies have shown repeatedly that having the headlights turned on at 80% of full brightness during daylight makes the vehicle—and its turn signals—more visible.

Available on European and Canadian automobiles for several years, DRLs are now being offered on cars sold in the U.S. market as well. One study of the safety feature of DRLs comes from an October 1991 report published by the Insurance Institute for Highway Safety of Arlington Virginia:

"Keeping vehicle lights on to increase vehicle conspicuity during daytime hours has been found to reduce crashes in Scandinavia and the United States. Crashes of vehicles with and without daytime running lights owned by the Central Vehicle Agency of the Province of Saskatchewan were compared to a random selection of crashes drawn from provincial crash files involving vehicles without daytime running lights for the years 1982 through 1989. Daytime two-vehicle crashes involving vehicles approaching from the front or side were reduced by about 28% for the daytime-running-light equipped vehicles. A 28% reduction in day-

time running light relevant daytime two-vehicle crashes corresponds to a 15% reduction in all daytime two-vehicle crashes."

If you have an older vehicle that does not have DRLs, then this project is probably the easiest way to add that safety feature to your car or truck. Not only is the DRL Adapter easy to install, it can be built for under \$20—quite a small price to pay for protecting lives and property while driving.

How it Works. The DRL Adapter automatically turns on the low beams of the headlights at 80% of full intensity whenever the engine is running. The headlight switch is bypassed; however, it can always be used to override the DRL Adapter and turn on the headlights at full power. The partial intensity is achieved by supplying the headlights with an 80% duty-cycle-pulse waveform as shown in Fig. 1. As an added bonus, running the headlights with an 80%-duty-cycle waveform will not appreciably shorten the life of the headlight filaments. In fact, the service life of the headlights will be almost their normal lifespan.

Other adapters available on the

open market rely on a delay timer. Once the ignition is turned to the "on" position, the DRLs come on after a 15-second delay. Some units simply turn on the headlights whenever the ignition is turned on. Those approaches mean that the headlights will be on—and draining the battery—if you have the ignition switch on without the engine running. That situation could occur if you were doing some troubleshooting on the vehicle's electrical system or simply listening to the radio while parked.

The DRL Adapter uses a novel method to prevent that situation from happening. A voltage-level-sensing circuit is included that prevents the DRL Adapter from turning on the headlights as long as the supply voltage is below 12.6 volts. Typical car batteries have a "stand-by" voltage between about 11.5 and 12.3 volts when fully charged. Only when the engine is running does the vehicle's charging system bring the electrical system voltage up to 13.3 volts or higher (usually above 14 volts). Since that only happens when the engine is running, the DRL Adapter will not turn on the headlights until the voltage at the battery rises above 12.6 volts.

The supply for the DRL Adapter is connected to a wire that only carries voltage when the ignition switch is in the "on" position. That way, the

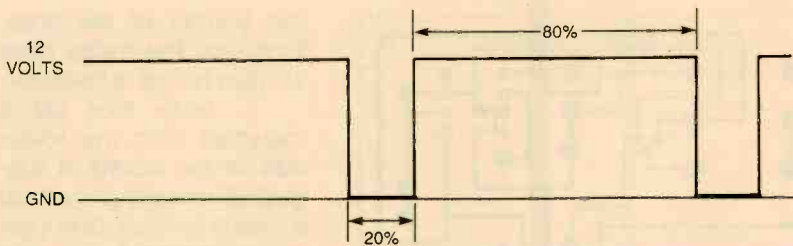


Fig. 1. Daytime-running lights (DRLs) work best when they are at 80% of full intensity. Supplying a standard headlight with an 80% duty-cycle pulse will not only dim the light to the needed intensity, it will do that without shortening the bulb's service life.

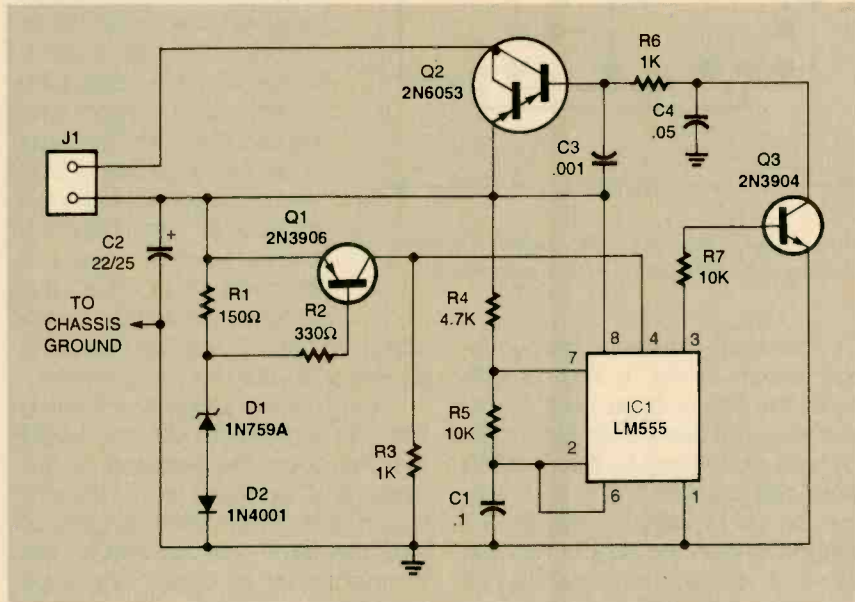


Fig. 2. The DRL Adapter is built around an LM555 that generates the 80% duty-cycle waveform. A Zener diode detects whether the engine is running or not by sensing the battery voltage. The DRL Adapter only turns the headlights on if the battery voltage rises above 12.6 volts.

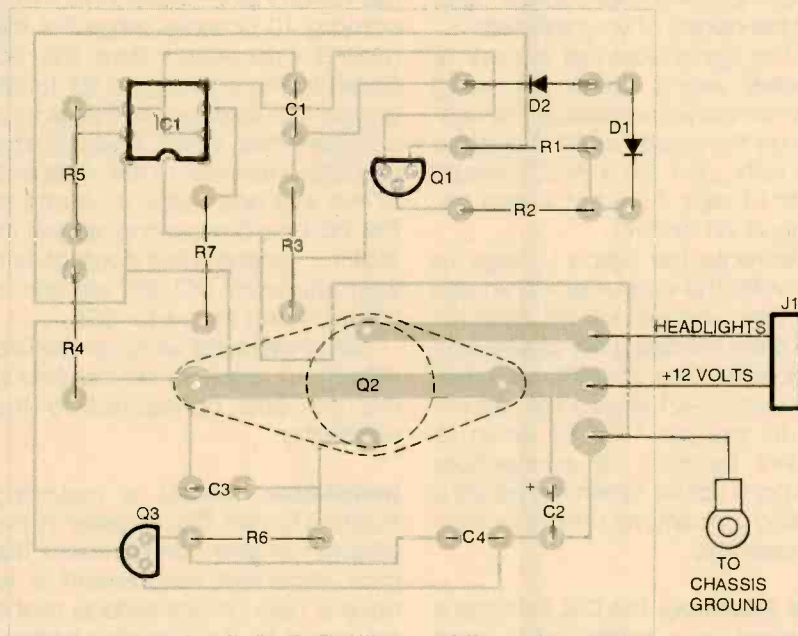


Fig. 3. Use this parts-placement diagram if you are building the DRL Adapter from a kit or from the foil pattern. Transistor Q2 is mounted from the solder side of the board.

headlights will not accidentally come on while the engine is being cranked, drawing precious current away from the starter motor.

Circuit Description. The schematic diagram for the DRL Adapter is shown in Fig. 2. The circuit is built around IC1, a 555 timer wired as an astable oscillator with an 80% duty cycle. When IC1 is running, the output on pin 3 looks like the output shown in Fig. 1.

The duty cycle of IC1 is set by the values of R4 and R5. When the output of IC1 is high, pin 7 is off, so R4 and R5 charge up C1. When the voltage level on C1 (and pins 2 and 6 of IC1) reaches the triggering voltage of IC1, the output goes low. Pin 7 is now grounded, discharging C1 through R5 only. The actual values shown for R4 and R5 result in a calculated duty cycle of 81%—so close that it would be difficult to see the difference between the intensity of a headlight driven at that ratio and one driven at a perfect 80% duty cycle.

The output of IC1 is inverted by Q3 so that the headlights will see the proper duty-cycle level. The inverted pulse train drives Q2, a PNP Darlington-type power transistor. When the output of IC1 is high, Q3 is turned on, grounding its collector terminal. That sinks current through the base terminal of Q2 and R6, turning on Q2 and applying power to the headlights.

The engine-start detector circuit is designed around D1 and D2. Combining the voltage drop of D2 with the Zener-breakdown voltage of D1 creates a total voltage drop of 12.6 volts. As long as the battery voltage is below that level, IC1 will remain off. The reset pin of IC1 will then be grounded through R3, disabling the oscillator. With the oscillator disabled, Q2 and Q3 will not turn on, so the headlights will not come on at 80% brightness.

Once the voltage applied to D1 rises above 12.6 volts, D1 conducts. That grounds the base of Q1, turning it on. The reset pin of IC1 then sees a positive voltage, and IC1 begins running, turning on the headlights.

Building the DRL Adapter. The circuit for the DRL Adapter is simple

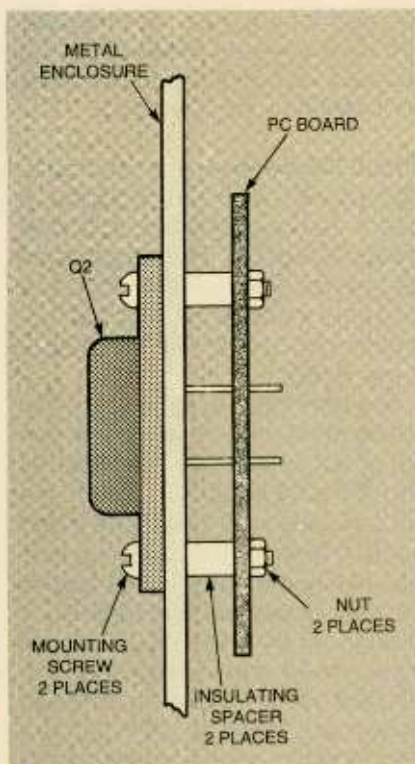
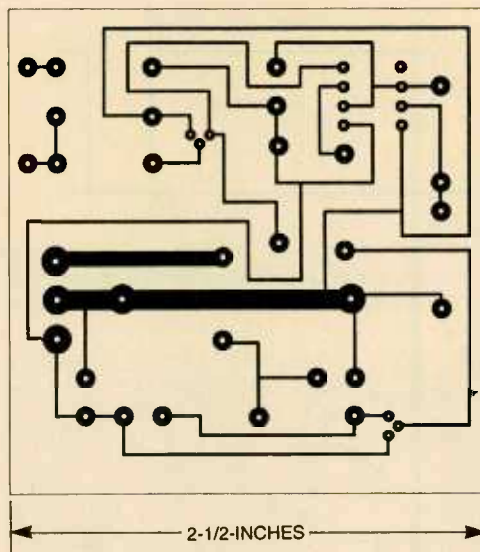


Fig. 4. Mounting Q2 on the outside of the case lets the case act as a heatsink. Not only should Q2 and its mounting screws be insulated from the case, the PC board should also be mounted away from the case to avoid short circuits.

enough to build on perfboard using standard construction techniques. As an alternative, you can design your own PC board by following the schematic diagram or use the foil pattern that has been included here. A pre-etched PC board as well as a kit of parts is also available from the source given in the Parts List. If you do use the foil pattern or purchase a board or kit, the parts-placement diagram in Fig. 3 indicates where the various components should be placed.

Mount all of the components on the board with the exception of Q2. Once all of the parts are soldered, double-check your work for any construction errors that might have occurred, such as miswiring or bad solder joints. Once you are satisfied with your work, it is time to test the board.

Testing. Connect a variable-voltage power supply to the 12-volt and ground inputs on the board. Turn on the power supply and set its output for 14 volts. With an oscilloscope, you should see a waveform on pin 3 of



Here's the foil pattern for the DRL Adapter. The circuit is simple enough to fit easily on a single-sided board.

IC1 that looks similar to the waveform shown in Fig. 1. With a voltmeter, the DC voltage level should be somewhat lower than the supply voltage. According to the LM555's specification sheet, the output voltage on pin 3 will typically be 1.7 volts lower than the supply voltage. With a 14-volt supply, that will be 12.3 volts. An 80% duty-cycle pulse should give an apparent voltage of 9.84 volts. The actual reading you get will depend on the variations of the components that you are using and the quality of your voltmeter.

If the signal does not appear or is grossly wrong, check the wiring and components carefully. The voltage on the anode of D1 should be 12.6 volts ± 0.6 . Pin 4 of IC1 should be at 14 volts; if it is not, check the wiring of Q1 and R2.

Decrease the supply voltage to 12.6 volts. The output of IC1 should stop; the voltage will be close to zero. If the voltage is not at zero and IC1 is still running, check the engine-start circuit—Q1 should turn off, letting R3 pull pin 4 of IC1 down to ground. Recheck all connections and parts values. When the board is working properly, you can now finish the assembly.

Final Assembly. The DRL Adapter is mounted in a metal case large enough to hold the PC board. Drill suitable holes for the PC board, J1, and Q2, which will be mounted on

the outside of the case. That way, the metal case will also act as a heatsink.

Note that Q2 is mounted onto the solder side of the board. A suggested mounting method is shown in Fig. 4. Don't forget to insulate the case of Q2 from the metal case that it's mounted on or a short circuit will be created between the collector of Q2 (12 volts) and ground. Be sure that the collector is making good contact with the circuit board. One way to do that is to use a star-type lockwasher and a nut on one of the mounting screws for Q2. Insulated standoffs that are the same length will be needed

for both the PC-board mounting screws and Q2's mounting screws.

If you have difficulty soldering the connections for Q2, you could remote-mount the transistor on the case and connect it to the PC board with three short lengths of wire. Use heavy-gauge wire for the connections; at least 18-gauge wire should be used.

Jack J1 is wired as shown in Fig. 3. Use 16- or 18-gauge wires for the connections to the headlights and the 12-volt input—those wires will be carrying 10 or more amps. For the ground connection from the PC board to the case, use a 20- to 22-gauge wire soldered to the ground connection on the PC board. Crimp or solder a terminal to the other end of the wire and place it on one of the PC-board mounting screws so that it is making good contact with the metal case. DO NOT use one of the mounting screws for Q2!

With everything wired up, the DRL Adapter is ready to be installed in the car and connected to the headlights.

Installation. Select a mounting location for the DRL Adapter in the vehicle's engine compartment. The most important requirement is to have a good metal surface that is grounded to the vehicle's battery. You can always check that easily by measuring the resistance from the

(Continued on page 59)

USING CONSTANT-CURRENT SOURCES

The constant-current source (CCS) is an overlooked circuit that has a lot of uses in its own right, and makes many other circuits work a lot better. A CCS is a circuit that will sink or source the same current regardless of changes in load resistance or power supply voltage. This article discusses several different types of constant-current sources, including the LM334 CCS diode, circuits based on JFET or bipolar transistors, circuits that use Burr-Brown's REF-series precision reference sources, and configuring three-terminal voltage regulator devices as constant current sources.

The Problem. So why is a constant-current source important? Although there is a very large array of applications for the CCS, the basic problem can be seen in Fig. 1A. The circuit shown there is a voltage divider (or, in instrumentation books, a half-bridge) in which one element (R_2) is a thermistor—a resistor that changes resistance with changes in temperature. The output voltage, $+V_O$, is found from the standard voltage divider equation:

$$V_O = (V_1 \times R_2) / (R_1 + R_2)$$

What that equation tells us is that the output voltage is a function of three factors, not just one. While we would like V_O to change only when R_2 changes (which means that the temperature has changed), variations in source voltage V_1 and the value of R_1 also affects the output voltage. While we can regulate V_1 , and select a high precision, low temperature coefficient resistor for R_1 , there is another way.

That other way is shown in Fig. 1B. In this improved circuit, resistor R_1 is replaced with a CCS. The output current, I_{OUT} , will remain constant even when V_1 and the ambient

Constant-current sources are easy to use, and can make other circuits work better. Here's how.

JOSEPH J. CARR

temperature varies. The output voltage, i.e. the voltage appearing across R_2 , is simply the product $I_{OUT} \times R_2$. Other examples will be considered later when we look at a specific CCS device that you can buy very cheaply.

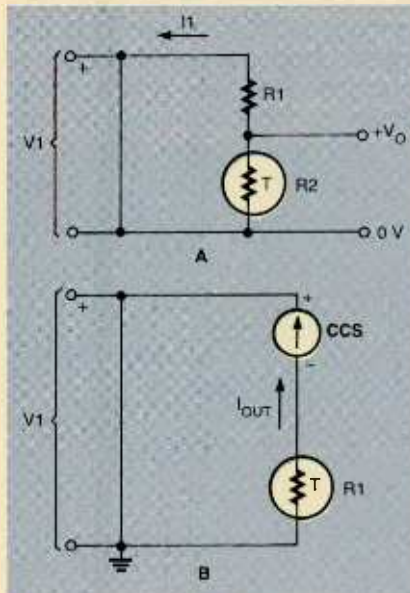


Fig. 1. The circuit in A is a classic half-bridge or voltage-divider circuit in which one element is a thermistor. In the circuit in B, the resistor has been replaced by a CCS.

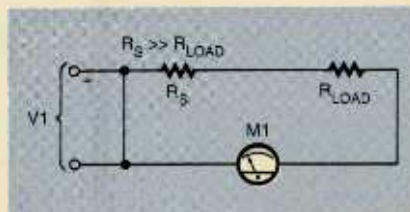


Fig. 2. A crude way to make a CCS: Make the source resistance very, very large compared to the load. Unfortunately, in practice this is usually an ineffective approach.

Constant-Current Source Circuits.

The requirement for a CCS is that the output current does not change even if the ambient temperature, input voltage, and/or the load resistance changes. Figure 2 shows a crude and NOT recommended way of obtaining the CCS action. It does that by making the resistor (R_S) in series with the load (R_{LOAD}) very, very high relative to the load. Consider, for example, the case where $V_1 = 10$ volts, R_S is 1,000,000 ohms, while R_{LOAD} varies from 0 to 200 ohms, with a nominal value of 100 ohms. When the load resistor is 0 ohms, the current flow is $10 \text{ V} / 1,000,000 \text{ ohms} = 0.00001 \text{ A} = 10 \text{ } \mu\text{A}$. When the load resistance rises to 100 ohms, the current is $10 \text{ V} / 1,000,100 = 0.000009999 \text{ A} = 9.999 \text{ } \mu\text{A}$. And when the load resistance rises to 200 ohms, the current is 9.998 μA . Because the source resistance is so large compared with the load resistance, the range of current varies only from 9.998 to 10.00 μA , which is less than 0.02 percent change—constant for practical purposes.

There's only one little hitch to the approach of Fig. 2: currents higher than the microampere level require large voltages. If you need 1 mA, for example, a 1000 volt DC power supply is required for V_1 ! There must be a better way.

Figure 3 shows one better way: use a pair of NPN bipolar transistors cross-connected to provide the constant-current action. That circuit uses a pair of MPS6523 devices, which can be replaced by NTE123AP or

ECG123AP devices. With the values shown, the constant output current (I_o) is approximately:

$$I_o = 0.6/R1$$

Or, with the value shown in Fig. 3 (100 ohms), $I_o = 0.006$ mA. Resistor R1 can be adjusted to provide the exact current required. I used this circuit several times and found that it would output currents from about 500 mA to 10 mA before falling apart and acting like something other than a CCS.

Another "better idea" is shown in

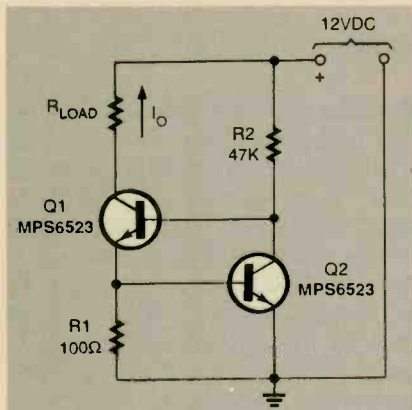


Fig. 3. A better approach is to use two cross-connected NPN bipolar transistors to create a CCS. Standard replacement devices (see text) can be used in place of the transistors shown if desired.

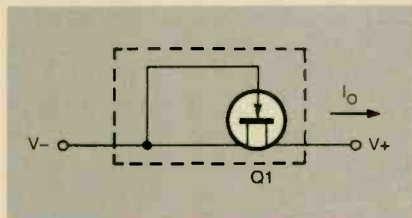


Fig. 4. A JFET can be used as shown to create a current-regulated-diode CCS.

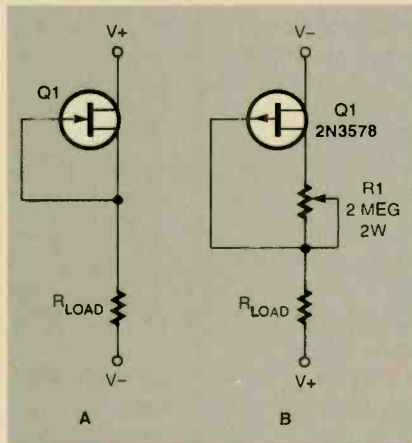


Fig. 5. One way to use the JFET CCS is to place it in series with the load (A). A variable set up is shown in B.

Fig. 4. That circuit uses a diode-connected n-channel junction field-effect transistor (JFET) as a current-regulated diode (CRD) type of CCS. In that approach, the source and gate terminals are tied together to form the (-) electrode of the CCS, and the drain of the JFET forms the (+) electrode of the CCS.

Figure 5 shows two ways that the CRD/CCS is connected into circuits. In Fig. 5A, the CRD is connected in series with the load, in a manner similar to the methods shown earlier. That makes good sense if the current created naturally by the CRD is what you need (or close enough to not matter much). A variable scheme is shown in Fig. 5B. That circuit is adjustable over the range 5 mA to 2 mA when a 2N3578 or its equivalent is used for Q1. Note that the JFET in this case is a p-channel device, so the polarity of the DC power supply, which should be greater than 18 volts in both examples, is reversed from the previous circuit. If you want to make a CCS for use with a positive power supply, experiment with n-channel JFETs with characteristics similar to the 2N3578 device. Note

that the 2-megohm potentiometer (R1) is a 2-watt type, not the usual 0.5-watt types normally seen.

Another approach to creating a CCS that uses a positive power supply is the circuit shown in Fig. 6. That circuit uses a pair of 2N3368 (or equivalent) n-channel JFET devices cross-connected to form a CRD circuit. With the value of R1 shown, the circuit is adjustable over the range 200 nA to 1 mA. In experimenting with the circuit, I found that it worked better when Q1 and Q2 shared the same thermal environment, which means being very close together on the printed-circuit board. For best stability, one might want to bond the transistors together, or find a dual JFET that has approximately the same characteristics.

IC Current Regulators. In this age of integrated circuits, one would expect that someone would make a device for all purposes, and that's true of the CCS as well. There are several ways to use IC devices to provide constant currents to varying loads. One of the simplest is to use an ordinary 78xx, 78Lxx, 79xx, or 79Lxx three-terminal IC voltage regulator connected as shown in Fig. 7. In that circuit, a 78Lxx (members of the 78Lxx series are 100-mA versions of the 78xx devices) has a resistor (R1) connected between the ground and output terminals, to form a common output terminal to the load. The other end of the load is connected to the input voltage side of IC1 and the 0 V return line on the DC power supply. The output current is approximately $V_{RO}/R1$, where V_{RO} is set by the particular regulator (determined by the "xx" in the type number).

A better approach is to use a member of the REF series of precision voltage sources made by Burr-Brown. The pinouts for two of those

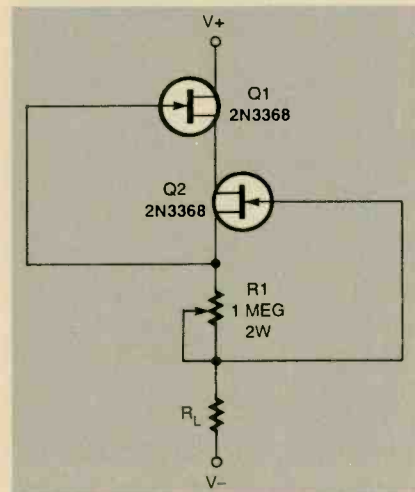


Fig. 6. This adjustable JFET-based CCS uses two transistors and a positive supply.

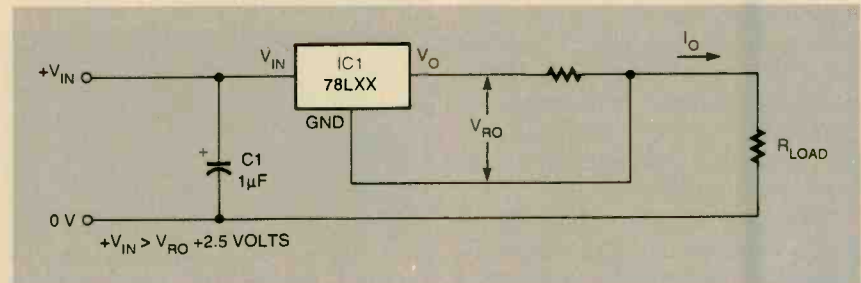


Fig. 7. Ordinary voltage regulators such as the 78Lxx can be used as a CCS when configured as shown here.

devices are shown in Fig. 8. The REF102 (Fig. 8A) is the replacement for the popular but recently discontinued REF01; it has a 10V output

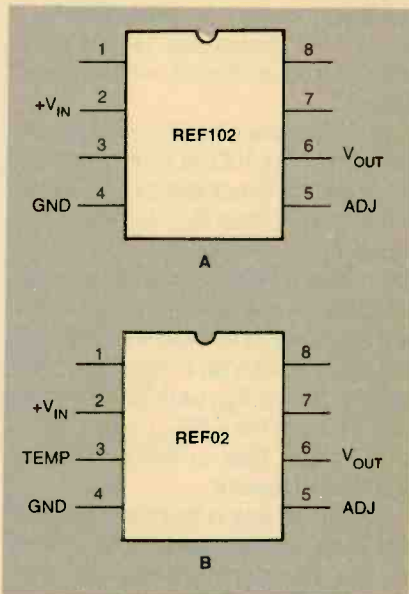


Fig. 8. Packages and pin-outs for the REF102 and REF02 precision voltage-reference ICs from Burr-Brown.

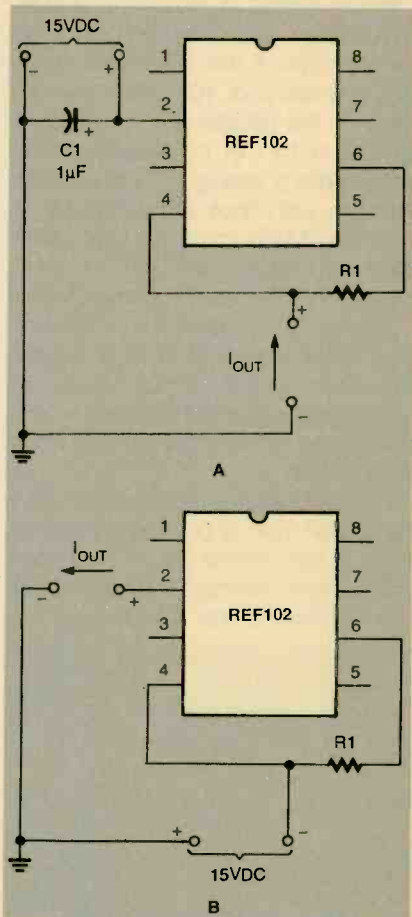


Fig. 9. Here are the circuits for using the REF102 (or REF02) as a current source (A) and sink (B).

voltage (V_{OUT}). The REF02, shown in Fig. 8B has a 5-volt output and adds a TEMP output at pin 3. The voltage appearing at that output is scaled at $2.1 \text{ mV}/^\circ\text{K}$, making it usable as a Celsius or Kelvin thermometer.

Figure 9A shows the REF102 connected with a positive power supply, while Fig. 9B shows the negative supply connection. The REF02 could also be used in the same circuit. With either device, the output current is:

$$I_o = (V/R1) + 1\text{mA}$$

Where: I_o is in mA, V is in volts and R1 is in ohms. The values for V are the values of output voltage for the particular device ($V = 10$ for the REF102 and $V = 5$ for REF02).

The LM334. One of the easiest CCS devices to use is the LM334. The device comes in both TO-22 metal and TO-92 plastic packages, although the commonly available form is the TO-92; a pinout of that

package is shown in Fig. 10A. The LM334 operates over a very wide voltage range: 1 V to 40 V, keeping the current relatively stable over the entire range. With one external resistor (Fig. 10B), the LM334 device can produce a stability of $0.02\%/V$, with a temperature coefficient of $0.33\%/^\circ\text{C}$ and a set current range of 1 mA to 10 mA. The initial accuracy is $\pm 3\%$, but that can be trimmed.

The sense voltage used in the LM334 is proportional to the absolute temperature in degrees Kelvin ($^\circ\text{K}$), i.e. $64 \text{ mV}/^\circ\text{K}$, which are the same size as degrees Celsius ($^\circ\text{C}$), but are referenced to absolute zero ($\approx 273.2^\circ\text{C}$) rather than the freezing point of water. That means that an LM334 can be used as a temperature sensor of sorts (more on that later). The initial accuracy is not guaranteed, as in the LM335 temperature-sensor device, but it is good enough for many purposes and can be trimmed with an exter-

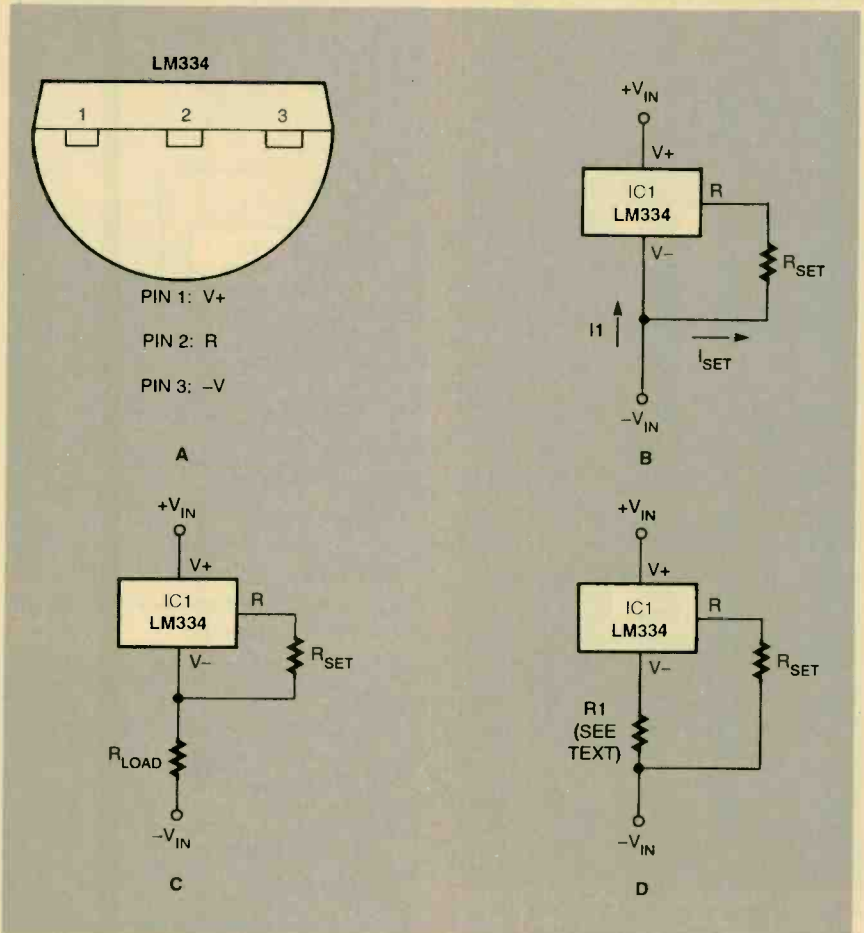


Fig. 10. The easiest to use CCS is the LM334. Its package and pinout are shown in A. A basic circuit is shown in B. The LM334 is shown connected in a circuit with a load resistor in C. An alternate circuit configuration is shown in D.

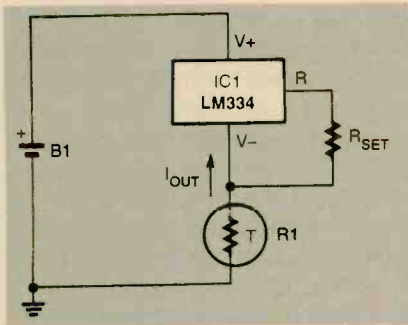


Fig. 11. The performance of the thermistor circuits in Fig. 1 can be improved by using the LM334 as the CCS.

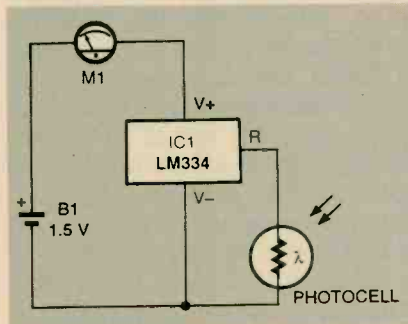


Fig. 12. The LM334 is used here in a light-meter application.

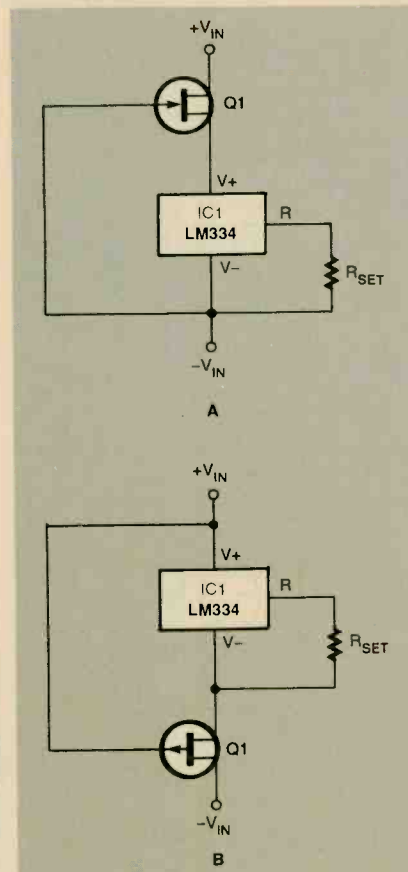


Fig. 13. In these circuits, an n-channel (A) and p-channel (B) JFET is used to reduce the circuit's distributed capacitance and make it look like a much higher source impedance to following circuits.

nal operational amplifier.

The value at the V- terminal current is a fixed ratio with the set current, I_{SET} , which ranges from $I1 = 14 \times I_{SET}$ to $I1 = 16 \times I_{SET}$, depending on the current range and the particular device selected (use a nominal value of 15 for planning purposes). The set current is found from:

$$I_{SET} = 67.7 \text{ mV}/R_{SET}$$

For an R_{SET} of 220 ohms, for example, I_{SET} is $67.7/220 = 0.31 \text{ mA}$, so the output current is $15 \times 0.31 \text{ mA} = 4.65 \text{ mA}$. The value of R_{SET} can be adjusted to sort out differences caused by variation between devices, or the normal variation seen by current

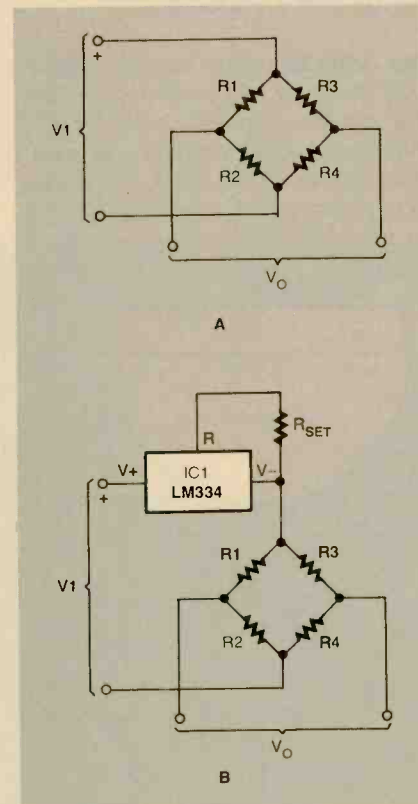


Fig. 14. A standard Wheatstone bridge (A), and one in a CCS configuration.

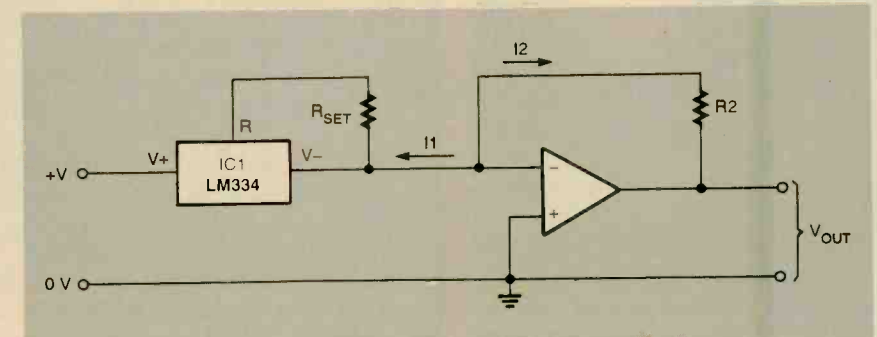


Fig. 15. A CCS can be used with an op-amp to produce output voltage.

range. Once set, it will remain constant so long as R_{SET} doesn't change. That last requirement means that a low temperature-coefficient resistor is needed for R_{SET} . Figure 10C shows the LM334 connected into a circuit with a load resistor.

An alternate circuit configuration is shown in Fig. 10D. In that circuit an extra resistor is added ($R1$) in addition to the normal R_{SET} . To make the circuit work, select R_{SET} to be about ten percent higher than is normally needed for the level of output current required, and then make $R1 = 3 \times R_{SET}$. For example, in the circuit discussed above, R_{SET} was 220 ohms, so here it would be $1.1R_{SET} = (1.1)(220) = 242 \text{ ohms}$ (use a 240-ohm standard value resistor).

Earlier we saw a thermometer circuit in which a thermistor was used as the temperature-sensing element. That circuit can be improved by using a CCS in place of one resistor (as was shown). In Fig. 11, we see a simple circuit in which an LM334 CCS is used to provide the current. For example, if the thermistor resistance is around 10K (a common value) in the middle of the range of interest, a 10 mA constant current would yield a voltage of 100 mV. The problem with that simple circuit is that the LM334 must be kept at a constant temperature. That normally presents little problem if the LM334 is inside an equipment cabinet mounted on a printed circuit board with other circuitry. Enough heat will be generated after the circuit stabilizes to result in a reasonably constant circuit.

Figure 12 shows a circuit for using the LM334 with a photoconductive cell in a light meter circuit. A photoconductive cell has a resistance that is a function of the light shining on

the active surface: increase the light and the resistance drops. If a photo-cell is selected in which the resistance range is compatible with the required R_{SET} range, then the photo-cell can be used in place of R_{SET} .

Figure 13 shows two additional ways of using the LM334. In those circuits, either an n-channel (Fig. 13A) or p-channel (Fig. 13B) JFET device is used in series with the LM334. Because there is a voltage drop across the JFET in each of those circuits, the JFET and operating voltage must be selected to ensure that the voltage drop across the LM334 is at least 1 volt, and not more than 40 volts. With the JFET/LM334 configurations shown, the effect is to reduce the distributed capacitance and to make the device look like a much higher source impedance to following circuits.

Figure 14 shows two ways to excite a Wheatstone bridge. In Fig. 14A, the bridge is excited by a voltage source, V1. That works well in most cases. An alternative method is to use the LM334 in series with the voltage source (Fig. 14B). The available current from the LM334 splits between the two paths through the bridge circuit. It is common practice to make all resistors equal, and then vary one or more resistors in response to an external stimulus. For example, R1, R2, and R3 could be fixed resistors, while R4 could be a thermistor, photoconductive cell, or piezoresistive strain gage. The Wheatstone bridge is superior to the voltage divider method because the output voltage drops to zero when the stimulus is zero, assuming that the resting resistance of R4 causes the circuit to obey the ratio $R1/R2 = R3/R4$. The voltage drop across each resistor is a function of the constant current flowing in the circuit.

A final application for the LM334 (or any other CCS, for that matter) is shown in Fig. 15. In that circuit, the CCS is connected into the inverting input of an operational amplifier. The output voltage (V_{OUT}) is found from the product of I1 and R2, or $I1 \times R2$. The output voltage will be constant so long as R2 is constant, but if R2 is a resistance-based sensor (e.g. thermistor, photoconductive cell, etc), then the output voltage is set by the

change of resistance, which is in turn set by the applied stimulus.

Well, that about wraps things up. As you can see from this article, the constant-current source solves a lot of circuit problems, and is relatively easy to use. It is well worth learning about as it is the basis for a large collection of circuits used in instrumentation and other fields. Ω

DAYTIME RUNNING LIGHTS

(continued from page 52)

frame location to the battery's negative terminal; the resistance should be less than 2 ohms. Securely mount the DRL Adapter to the car.

Find a source of 12-volt power that can provide up to 15 amps of current and is only on when the ignition switch is in the "on" position. You can test the wire by carefully inserting a needle into the wire and measuring the voltage with a voltmeter while a helper switches the ignition on and off. Don't forget to check that the wire does not carry any current when the ignition switch is in the "accessory" position.

Use a wire splice to connect the 12-volt wire from the DRL Adapter to the switched 12-volt wire that you just found. Next, find a headlight connector that is easy to access and locate the wire that will power the low beams. That might not be as easy as it sounds. On some cars, high-beam/low-beam switching is done from the grounded side of the circuit. If that is your situation, connect the DRL Adapter to the common lead of the headlights. Splice the headlight wire from the DRL Adapter into that headlight wire.

Before routing and tying off the cables, test the DRL Adapter by turning on the ignition switch and making sure that the headlights do not turn on. Start the engine, and the headlights should come on at somewhat less than full brightness. That is easily tested by turning the headlights on and off with the motor running. When you turn the headlights on from the dashboard, they should come up to full intensity and return to 80% brightness when the headlight switch is turned off.

With everything tested and veri-

PARTS LIST FOR THE DAYTIME-RUNNING LIGHTS ADAPTER

SEMICONDUCTORS

- IC1—LM555 bi-polar timer, integrated circuit
- D1—1N759A Zener diode, 12-volt
- D2—1N4001 silicon diode
- Q1—2N3906, silicon transistor, PNP
- Q2—2N6053, silicon transistor, PNP Darlington
- Q3—2N3904, silicon transistor, NPN

RESISTORS

(All resistors are 1/4-watt, 5% units.)

- R1—150-ohm
- R2—330-ohm
- R3, R6—1000-ohm
- R4—4700-ohm
- R5, R7—10,000-ohm

CAPACITORS

- C1—0.1- μ F, ceramic-disc
- C2—22- μ F, 25-WVDC, electrolytic
- C3—0.001- μ F, ceramic-disc
- C4—0.05- μ F, ceramic-disc

ADDITIONAL PARTS AND MATERIALS

- J1—2-pin connector
- Case, wire, insulated standoffs, hardware, etc.

Note: The following items are available from: Harrison R&D, 9802 Sagequeen, Houston, TX 77089; Tel: 281-485-7107; e-mail: dharrison@ghgcorp.com; Kit of all parts including PC board, \$30; PC board only, \$7. Please include \$3.50 for shipping and handling within US and Canada. Texas residents must add 6 1/4% sales tax.

fied to be working properly, route the wires and tie them so that they will not rub against any sharp edges or touch any hot parts on the engine. With daytime-running lights, everyone will be safer. Ω

POPTRONIX®

Online Edition

We're on the web **FREE**

<http://www.poptronix.com>

**WE'RE WITH YOU EVERY DAY
24 HOURS A DAY! DROP IN!
WE'D LOVE TO HAVE YOU VISIT!**



NEW LITERATURE

USE THE FREE INFORMATION CARD FOR FAST RESPONSE

Digital Design and Debug Tools Catalog

Hewlett-Packard Company
P.O. Box 2197
Colorado Springs, CO 80901-2197
Tel: 800-452-4844
Web: www.hp.com/go/LA-systems

Free



CIRCLE 338 ON FREE INFORMATION CARD

Engineers know that the right debugging tools could pay for themselves many times over. The question is where to get the right tools. This catalog offers debugging tools that keep pace with the latest designs, from 8-bit designs to multiprocessor systems using the newest chips on the market.

Among the products are oscilloscopes, logic analyzers, logic-analysis systems, analysis probes, emulation tools, probes, accessories, and the PCI Bus Exerciser/Analyzer. The HP 16600A and 16700A Series Logic Analysis Systems are featured. This emulation solution series offers insight into hardware/software interaction, software performance, and other system-wide behavior that extends beyond the processor.

With the HP 16600A and 16700A, hardware designers get measurement power, plus processor execution control, register access, and other tools to explore software-dependent hardware problems such as interrupt handling. Software designers get debugging and analysis tools that overcome the drawbacks of tra-

ditional emulation. And systems designers get time-correlated views showing system activity from analog signals all the way to source code.

Complete explanations of the functions, operations, and specifications are given for all products in this catalog.

Interrupt-Driven PC System Design

by Joseph McGivern

Annabooks

11838 Bernardo Plaza Court, Suite 102A
San Diego, CA 92128
Tel: 800-462-1042 or 619-673-0870

Fax: 619-673-1432

e-mail: info@annabooks.com

Web: www.annabooks.com

\$39.95



CIRCLE 339 ON FREE INFORMATION CARD

This book is a complete overview of the issues needed to understand every aspect of the PC interrupt subsystem and how to get the most out of it. It is aimed at designers developing interrupt-driven systems on an ISA,

EISA-, MCA-, or PCI-based system board.

For example, PCI buses provide minimal support for interrupts. This book provides an easy-to-understand, insiders' angle on dealing with this and other problems. In addition, proven source and compiled "C" code samples give the designer a head start in real-world applications.

Beginning with the basics, the author covers the history and evolution of interrupt-driven systems, data synchronization, and the Intel 8529 Programmable Interrupt Controller (PIC), as well as the PC's master and slave PIC interrupt process. Following chapters cover controlling the interrupt process, interrupt service-routine structures and development, interrupt chaining-link design, and the 8529 PIC's Default IR7 features.

Of special interest to PCI developers will be PCI interrupt processing hardware and PCI interrupt handling.

The last section includes application development and a series of valuable appendices with information on connector diagrams with call-outs, programmers' toolkit, PICMG 2.0 and PC/104+ interrupt binding specifications, PCI bios extensions, and software cross-reference.

Antennas With Wireless Applications

by Leo Setian

Prentice Hall

One Lake Street

Upper Saddle River, NJ 07458

Tel: 800-382-3419

Web: www.prenhall.com

\$72



CIRCLE 340 ON FREE INFORMATION CARD

Designed for technicians, engineers, or managers, this practical guide explains how to install, maintain, and optimize wireless antennas. Without advanced theory and mathematics, the book provides

solutions to difficult wireless problems and makes coming up with answers fast and easy.

The author starts with a broad discussion of antennas, communication, transmission lines, and radiation. All the basic mathematics needed to work with antennas is covered, including complex numbers and phasors. Readers then learn about and model all three passive elements in an antenna circuit: resistors, capacitors, and inductors.

Subsequent chapters explain critical elements of antenna performance. Among the topics covered are: antenna impedance parameters, bandwidth and transmitter-related issues, radiation resistance, electrical wavelengths, antenna patterns,

BooksNow

To order books in this magazine or, any book in print. Please call anytime day or night: (800) BOOKS-NOW (266-5766) or (801) 261-1187 ask for ext. 1454 or visit on the web at <http://www.BooksNow.com/electronicsnow.htm>.

Free catalogs are *not* available.

polarization, and wave propagation.

Using Smith charts to analyze and design antenna systems is explained in detail. There is a comparison of several state-of-the-art cellular radio antennas, as well as a discussion of signal processing and its implication for signal delivery.

Electronics Repair Parts and Accessories Catalog

MCM Electronics
650 Congress Park Drive
Centerville, OH 45459-4072
Tel: 800-543-4330
Web: www.mcmelectronics.com
Free



CIRCLE 341 ON FREE INFORMATION CARD

Over 39,000 national brand-name items for the consumer-electronics repair, hobbyist, and service industries are included in MCM Electronics' latest catalog. Project accessories, semiconductors, connectors, test equipment, computer and home audio products, and OEM TV/VCR repair parts are some of the 5000 new products that have been added.

Among the manufacturers represented are Weller, Xcelite, Klein, Fluke, Hitachi, Sencore, Tektronix, Tenma, RCA, GE, Panasonic, ECG, Philips, Magnavox, Proscan, Quasar, Technics, Lexmark, Pioneer, Monster Cable, and Sony. A complete line of Denon replacement parts is being offered for the first time.

Bioelectronics Handbook: MOSFETs, Biosensors, & Neurons

by Massimo Grattarola
and Giuseppe Massobrio
McGraw-Hill, Inc.
1221 Avenue of the Americas
New York, NY 10020
Tel: 800-2MCGRAW
Web: www.ee.mcgraw-hill.com
\$89.50

BooksNow

To order books in this magazine or, any book in print. Please call anytime day or night: (800) BOOKS-NOW (266-5766) or (801) 261-1187 ask for ext. 1454 or visit on the web at <http://www.BooksNow.com/electronicsnow.htm>.

Free catalogs are not available.



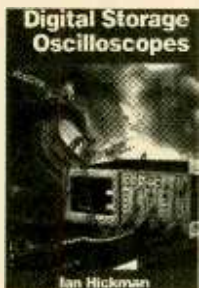
CIRCLE 342 ON FREE INFORMATION CARD

This book serves as a first introduction to the growing field of bioelectronics—the comparative study of phenomena and mechanisms in biology and electronics. It explains the analogies and differences between microelectronic technologies and natural systems. Designed for engineers, biologists, and biophysicists, the handbook covers everything from basic bioelectronic concepts to the development of neural chips to the building of biosensors and neural networks.

Models and simulations of electronic and bioelectronic devices are presented. The authors describe the materials, construction, and operations of hybrid bioelectronic devices. A thorough discussion of the Metal Oxide Semiconductor Field-Effect Transistor (MOSFET) is provided.

Digital Storage Oscilloscopes

by Ian Hickman
Newnes, Butterworth-Heinemann
225 Wildwood Avenue, Unit B
P.O. Box 4500
Woburn, MA 01801-2041
Tel: 800-366-2665 or 617-928-2500
Fax: 800-466-6520
e-mail: orders@bhusa.com
Web: www.bh.com/newnes
\$29.95



CIRCLE 343 ON FREE INFORMATION CARD

Digital storage oscilloscopes have long since supplanted analog storage oscilloscopes. They have reached a degree of sophistication and performance that enables them to rival the most advanced real-time oscilloscopes.

This comprehensive handbook provides a practical operating guide to the instrument for the engineer, as well as for students and trainees. The author describes how digital storage oscilloscopes work and explains how to use them to best advantage. Numerous charts and illustrations accompany each chapter. A guide to all makes and models is included.

Pro's Guide to Electronics Remanufacturing

by Michael A. Applen
Night Owl Publishing
4423 E. Mountain Sage Drive
Phoenix, AZ 85044
Tel: 602-753-5161
e-mail: CMWHISKERS@aol.com
\$18.95 plus \$3 S&H



CIRCLE 344 ON FREE INFORMATION CARD

Electronics manufacturing processes have changed more and more rapidly. This pace will continue to increase well into the next millennium. Those changes have left open technology opportunities for entrepreneurs pursuing business that has high demand yet limited manufacturing capacity.

To fill the manufacturing gap, this book fully reviews the electronics components business plan for passive and active devices. A second business plan explains the custom data and power cabling business. Each plan takes the non-expert reader through the evaluation of component or custom cabling technology, components/cabling basics, business tools setup, and marketing and order fulfillment.

"Is This Thing On?"

by Gordon McComb
Prompt Publications
Howard W. Sams & Company
2647 Waterfront Parkway, East Drive
Indianapolis, IN 46214-2041
Tel: 800-428-7267 or 317-298-5400
Fax: 317-298-5604
Web: www.hwsams.com
\$14.95



CIRCLE 345 ON FREE INFORMATION CARD

Written principally for those responsible for sound systems in churches, schools, city offices, hotels, and auditoriums, this book takes readers through everything from selecting components to installing, adjusting, and maintaining sound systems for such venues. The science of acoustics is discussed, including how sound is affected by an

enclosed room and acoustic feedback.

It covers basic components of sound systems, sound-system specifications, and wiring sound systems, and reviews common sound-system terminology. In addition, procedures for installing wireless mikes, CD players, and portable public-address systems are detailed.

Filled with numerous drawings and illustrations, it explains in easy-to-understand terms the exact procedures behind connections and troubleshooting diagnostics. With the help of this book, hobbyists and technicians will be able to avoid the problems that often arise in setting up sound systems for events and lectures.

Maintaining & Repairing VCRs, 4th Edition

by Robert L. Goodman
Tab/McGraw-Hill
11 West 19th Street
New York, NY 10011
Tel: 800-2MCGRAW
\$24.95



CIRCLE 346 ON FREE INFORMATION CARD

If you're a technician, electronics hobbyist, or VCR owner with some technical aptitude, this practical manual will show you how to troubleshoot, pinpoint, and correct virtually every mal-

function in VHS, Betamax, and 8mm VCRs. This edition has been completely updated to cover all the latest makes and models.

From snowy pictures to garbled audio, readers learn how to quickly fix such problems using the same techniques that the experts use. Step-by-step instructions and hundreds of photographs, pinout diagrams, and drawings make it simple to tackle even the most difficult repairs.

Packed with helpful case studies, this book contains invaluable information gathered from the service departments of companies such as General Electric, RCA, Panasonic, and Sony. Among the subjects covered in depth are mechanical

systems and electronic circuits in VCRs, test equipment, servo and control systems, and camcorder and special VCR circuits. Handy troubleshooting flowcharts are included.

LCD Displays and Modules, #2008-1

Lumex Opto/Components, Inc.
290 E. Hellen Road
Palatine, IL 60067
Tel: 800-278-5666 or 847-359-2790
e-mail: sales@lumex.com
Web: www.lumex.com
Free



CIRCLE 347 ON FREE INFORMATION CARD

This 56-page catalog presents dot-matrix, graphics, and full-color TFT graphics modules, plus multi-digit LCD displays. Full electronic, mechanical, and application specifications, along with

instructions for initialization and pattern coding, are included for the 39 standard products listed. External dimensions, display patterns, block diagrams, and pin connections are presented for the dot-matrix and graphic modules.

In addition, the catalog presents a wealth of technical data to help users understand how the various devices in the line function and to help determine their specific requirements for custom versions of the products.

Third Party Guide

Microchip Technology, Inc.
2355 West Chandler Blvd.
Chandler, AZ 85224-6199
Tel: 602-786-7668
Fax: 602-899-9210
Web: www.microchip.com
Free



CIRCLE 348 ON FREE INFORMATION CARD

Microchip Technology's fifth edition of its *Third Party Guide* is a comprehensive handbook that features third-party development support suppliers for Microchip's PIC micro family of 8-bit RISC-based microcontrollers, serial EEPROMs and related specialty memory products, and KEELOQ code-hopping devices.

The fifth edition features 130 compa-

nies worldwide who manufacture emulators, programmers, assemblers, simulators, linkers, compilers, software, and accessories that directly support Microchip's PICmicro microcontrollers and memory products. Among the companies represented in the handbook are: Advanced Transdata, BP Microsystems, Byte Craft Ltd., Data I/O, Hi-Tech Software, Logical Devices Inc., Microtek International, PROCHIPS Inc., RF Solutions Ltd., Tech-Tools, and System General.

In addition, the handbook contains a comprehensive listing of 183 worldwide design consultants who provide expert technical assistance for Microchip products. It is available through any authorized Microchip distributor or sales representative around the world.

Product Data Handbook and Applications Handbook

Unitrode
7 Continental Blvd.
Merrimack, NH 03054
Tel: 603-424-2410
Fax: 603-424-3460
Web: http://www.unitrode.com
Free



CIRCLE 349 ON FREE INFORMATION CARD

Unitrode Corporation has recently published a *Data-book and Applications Manual* featuring their broad selection of products. Uni-

trode is recognized as a world leader in the design and manufacture of high-performance, value-added, analog/linear and mixed-signal ICs.

Both user-friendly books break down information into product sections and highlights. The 1200-page *Data-book* provides datasheets on all Unitrode products, including general power supplies, portable products, hot swap managers, and intelligent motion controllers. The book starts with a complete part number index. Packaging and sales office information is also provided.

In addition, in 800 packed pages, the *Applications Manual* covers new products, application notes, and design notes. This publication starts with several useful indices. Application/design notes are indexed in several ways: by publication number, by product, and by subject. There is also an index listing related seminar topic abstracts and published papers by Unitrode authors.

BooksNow To order books in this magazine or any book in print. Please call anytime day or night: (800) BOOKS-NOW (266-5766) or (801) 261-1187 ask for ext. 1454 or visit on the web at <http://www.BooksNow.com/electronicsnow.htm>.
Free catalogs are not available.

Buying Surplus Electronics, Class D Audio Amps, and More

THERE IS AN ABSOLUTE GLUT OF USED TEST EQUIPMENT AROUND THESE DAYS. ON THE "SUPPLY SIDE" OF THINGS, THAT'S BEEN LARGELY CAUSED BY AEROSPACE-INDUSTRY CUTBACKS, MILITARY REDUCTIONS, INDUSTRY DOWNSIZING, AND FROM

community colleges dropping their electronics programs. On the "demand side," the cause is more and more use of simulation/emulation and of PC-based testing.

The good news is that you can now pick up first-rate lab equipment for a song. The bad news is that most of the old stuff is heavy, bulky, and possibly obsolete. Manuals might be missing or may cost more than the instrument. One or two key parts may be unobtainable at any price. Routine upgrades can make, say, a Tek 1240 logic analyzer worth a lot more than a 1230. Or an HP 4955 worth bunches more than a 4953. And getting a fair price when and if you sell is extremely tricky.

I've got a tutorial on surplus and auction sources for test equipment up on my Guru's Lair as RESBN73.PDF What I thought I'd do here is briefly run over the basics, and then take a more detailed look into how military-surplus electronic auctions have now gotten far easier to deal with.

Your simplest source with the best prices is right where it always was—at a nearby hamfest. There's extensive listings of those on the Web. Most parts of the country should average four local and two regional hamfests per year. The best bargains happen before sun-up or immediately before closing. And, yes, non-hams are welcome.

Naturally, you will find lots of ads for used test gear here in *Electronics Now*. Also check out our sister magazine,

Popular Electronics, and similar technical magazines.

My favorite sources are the college auctions. Incredible buys are found, especially if you are willing to deal in unsorted ten skid and higher lots. If at all possible, try to catch these during the occasional "one-time" departmental closeouts.

At those, it also pays to know how to separate the junk from the gems. If you don't, here's an oversimplification that will at least help a little: Throw away gear that does not say Hewlett Packard or Tektronix on it, everything that's pre solid-state, and anything you can't easily lift.

I've found university auctions to not be nearly as good. First, because of hijacking from all the competing departments on tight or recently-cut budgets. Second, because your best stuff often gets set aside in a retail storefront. And third, because there's a lot more folks who haven't the foggiest clue of what they are bidding on.

One good regional source for information about all types of auctions is the

fine *Southwest Auction Weekly*.

Apparently the place to go for all electronic test goodies is Bentley's Auctioneer's in Albuquerque. Their shows tend to be held every second Friday and usually resell Sandia Labs stuff. By the way, here's an example of what I mean by glut: That last Bentley auction had fifty semi-loads of electronic gear for sale. All moved on out in a few hours for very low prices.

There are a bunch of direct-mail test-equipment outfits like Danbar, Tucker, Test Equipment Connection, Test Equity, Metric, and Naptech. All have useful catalogs. Although the asking prices are often outrageously higher than street, those "wish books" do clearly show you what is popular and what is not. Incidentally, you do get a bit extra in exchange for their higher prices. In particular, you usually get such things as full manuals, "like new" cleanliness, warranties, expertise, and someone to complain to.

Hint: Take a pile of these catalogs with you to each auction you attend. But be very subtle in their use.

These days though, there is no point whatsoever in messing around with those old Tektronix "doghouse" scopes, such as a 545. Go for a 2213 or a 2215 instead. The latter are ideal home-lab or student scopes. But if you are a collector or have racked up a lot of nostalgic time on one or more of the doghouses, then Stan Griffith's *Oscilloscopes: Restoring a Classic* is a must. More book details are found at www.tinaja.com/amlink01.html His volume on newer scopes is supposed to be in the works. Stan also knows of obscure parts sources.

I've tried to gather together a few used test-equipment resources for you in the sidebar. Lots of links to those and

NEED HELP?

Phone or write all your US Tech Musings questions to:

Don Lancaster
Synergetics
Box 809-EN
Thatcher AZ, 85552
Tel: 520-428-4073

US email: don@tinaja.com
Web page: <http://www.tinaja.com>

**new from
DON LANCASTER**

ACTIVE FILTER COOKBOOK

The sixteenth (!) printing of Don's bible on analog op-amp lowpass, bandpass, and highpass active filters. De-mystified instant designs. **\$28.50**

RESEARCH INFOPACKS

Don's instant cash-and-carry flat rate consulting service. Ask any reasonable technical question for a detailed analysis and complete report. See www.tinaja.com/info01 for specifics. **\$79.00**

CMOS AND TTL COOKBOOKS

Millions of copies in print worldwide. THE two books for digital integrated circuit fundamentals. About as hands-on as you can get. **\$28.50** each.

**INCREDIBLE SECRET
MONEY MACHINE II**

Updated 2nd edition of Don's classic on setting up your own technical or craft venture. **\$18.50**

LANCASTER CLASSICS LIBRARY

Don's best early stuff at a bargain price. Includes the CMOS Cookbook, The TTL Cookbook, Active Filter Cookbook, PostScript video, Case Against Patents, Incredible Secret Money Machine II, and Hardware Hacker II reprints. **\$119.50**

LOTS OF OTHER GOODIES

Tech Musings V or VI	\$24.50
Ask the Guru I or II or III	\$24.50
Hardware Hacker II, III or IV	\$24.50
Micro Cookbook I	\$19.50
PostScript Beginner Stuff	\$29.50
PostScript Show and Tell	\$29.50
PostScript Video & secrets	\$29.50
PostScript Reference II	\$34.50
PostScript Tutorial/Cookbook	\$22.50
PostScript by Example	\$32.50
Understanding PS Programming	\$29.50
PostScript: A Visual Approach	\$22.50
PostScript Program Design	\$24.50
Thinking in PostScript	\$22.50
LaserWriter Reference	\$19.50
Type 1 Font Format	\$16.50
Acrobat Reference	\$24.50
Whole works (all PostScript)	\$380.00
Technical Insider Secrets	FREE

BOOK-ON-DEMAND PUB KIT

Ongoing details on Book-on-demand publishing, a new method of producing books only when and as ordered. Reprints, sources, samples. **\$39.50**

THE CASE AGAINST PATENTS

For most individuals, patents are virtually certain to result in a net loss of sanity, energy, time, and money. This reprint set shows you Don's tested and proven real-world alternatives. **\$28.50**

BLATANT OPPORTUNIST I

The reprints from all Don's Midnight Engineering columns. Includes a broad range of real world, proven coverage on small scale technical startup ventures. Stuff you can use right now. **\$24.50**

RESOURCE BIN I

A complete collection of all Don's Nuts & Volts columns to date, including a new index and his master names and numbers list. **\$24.50**

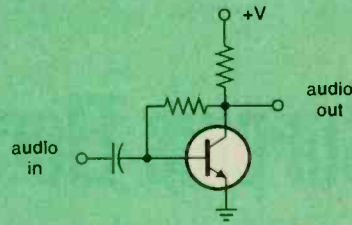
FREE SAMPLES

Check Don's Guru's Lair at <http://www.tinaja.com> for interactive catalogs and online samples of Don's unique products. Searchable reprints and reference resources, too. Tech help, hot links to cool sites, consultants. email: don@tinaja.com
FREE US VOICE HELPLINE VISA/MC

SYNERGETICS
Box 809-EN
Thatcher, AZ 85552
(520) 428-4073

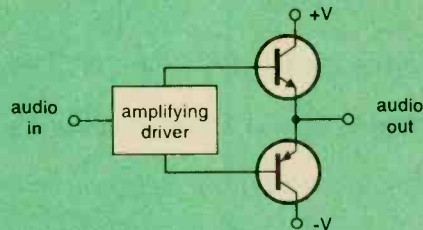
FREE catalog: <http://www.tinaja.com>

A



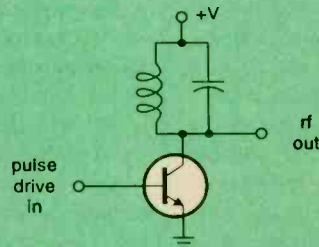
Good quality, but very inefficient at low levels.

B



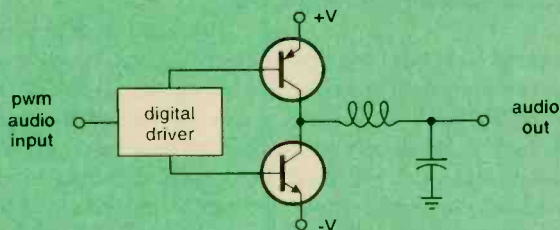
Useful high efficiency at most loads.

C



Very efficient, but resonant only and nonlinear.

D



Very efficient, but quality designs are tricky.

FIG. 1—THE FOUR CLASSES of audio amplifiers and their characteristics are shown here.

related sites can be found at www.tinaja.com/beewb01.html and www.tinaja.com/dntkwb01.html

By the way, by one of those utterly astounding coincidences that mysteriously seem to infest this column, I just happen to have some outstanding buys on Tek 2213 scopes and related goodies at www.tinaja.com/barg01.html

Buying Military-Surplus Electronics

Quite a bit is coming down on this topic of late, so it's time for a review. On one hand, the fed's fresh www.drms.com Web site lets you conveniently submit bids online and later pay by Visa. The Web makes it ridiculously easier to search for items, to pick up bidder catalogs, and

to find out who bid how much for what. You can even find out who were the losing bidders. On the other hand, around half of the 140 or so DRMO (Defense Reutilization and Marketing Office) locations are going to shut down in the next few months due to downsizing.

There's several acronyms involved here. We've already looked at the local bases and locations called DMROs. The Web site and the service is called DRMS. Some sites also include an RCP, short for Recycling Control Point, that might specialize in bulk thousand-item LDV "low dollar value" sales of "winner takes all" assorted mechanical and electronics parts.

Let us review the bidding process you'd go through step by step. First and foremost, never bid on anything that you do not personally inspect! Second, be certain to have a definite plan as to how you are going to pick up and move the items, where you are going to store them, and exactly what you are going to do with them. Finally, never bid more than six cents on the dollar. Unless you just gotta have some item really bad. Also, be sure to factor in your travel costs and time on any buy.

Go to www.drms.com and click on Public Sales, then on Catalogs, then on Store Location. Scan all of the site locations to find out which bases you can reasonably access. Check the list every week or so, since not every site will get continuously listed.

There's several types of sales. The most common are your local sealed-bid sale and the national sealed-bid sale. In the latter, the offerings from widely separated sites are virtually collected together. The Net has now dimmed the distinction between the two. Local sales tend to have lower valued items in smaller quantities. Their catalogs are vastly easier to read. And an occasional gem is way more likely to be overlooked. A DRMO may also operate a real store with fixed prices, stage a local auction, or provide other options.

The Dynamic Catalog for any site is a brief inventory listing. Near the sale deadline, that gets expanded into their Official Catalog that has more details. Sadly, their official catalog may not always appear online. When it does not, you'll have to request a FAX copy instead.

At any rate, you usually scan the dynamic catalogs for nearby bases to see what crops up that you might find of interest. Then verify the additional

USED TEST EQUIPMENT RESOURCES

Bentley Auctioneers
3801 Academy Pkwy. N NE
Albuquerque, NM 87109
(505) 344-1812

Danbar
14455-C N 79th St.
Scottsdale, AZ 85260
(602) 483-6202

Electronics Now
500 Bi-County Blvd.
Farmingdale, NY 11735
(516) 293-3000

Electronic Servicing
PO Box 12487
Overland Park, KS 66282
(913) 492-4857

Metric Equipment
3486 Investment Blvd.
Hayward, CA 94545
(800) 432-3424

Naptech
11270 Clayton Creek Rd.
Lower Lake, CA 95457
(800) 336-7723

Phelps Instruments
2631 Hillside Ave.
Norco, CA 91760
(909) 279-7347

Probe Master
215 Denny Way
El Cajon, CA 92020
(800) 772-1519

R&S Surplus
1050 E Cypress St.
Covina, CA 91724
(626) 967-0846

Southwest Auction Weekly
Box 61104
Phoenix, 85082
(602) 994-4512

Synergetics
Box 809
Thatcher, AZ 85552
(520) 428-4073

Test and Measurement World
275 Washington St.
Newton, MA 02158
(617) 558-4671

Test Equipment Conn
525 Technology Park
Lake Mary, FL 32746
(800) 615-8378

Test Equipment Plus
3331 W Bright Terrace
Tucson, AZ 85741
(520) 575-6967

TestEquity
2450 Turquoise Circle
Thousand Oaks, CA 91320
(800) 228-3457

Tucker
1717 Reserve St.
Garland, TX 75042
(800) 527-4642

ValueTronics
1925 S Wright Blvd.
Schaumburg, IL 60193
(800) 552-8258

Western Test Systems
530-C Compton St.
Broomfield, CO 80020
(303) 438-9662

details in their official catalog. The online bidding process is quite easy. Just fill in the blanks.

Use their powerful national search service to pin down the items being offered. Start with Category 6625 for most electronic test equipment. But watch out for Category 4510, because they are likely to throw in the "SINK, KITCHEN." Also use caution with any "APPROXIMATE QUANTITY: ONE" notations. Or any time that the term "RESIDUE" appears.

Getting onto the base to view the goodies or to pick up your successful bid items can be somewhat of a pain. Details vary with the site, but they go something like this: Near their main gate should be a visitor contact area. Your goal here is a

day pass for you and your vehicle. They'll demand to see your driver's license, the vehicle registration, rental contract (if any), and proof of insurance. This should give you a magic piece of paper to gain base access.

Your key rules here are patience and politeness, combined with an acceptable appearance and demeanor. Also paying extreme attention to all details. A wrong turn can literally put you on a gunnery range or a bomber runway. The DRMO is often a fenced area in an obscure corner of the base. You'll usually park outside until you are specifically invited to move your vehicle to their exact pickup point. There'll be an office type of payment area and a separate pickup area. Visa, Mastercard, and certified checks

NAMES AND NUMBERS

AMP

PO Box 3608
Harrisburg, PA 17105
(800) 522-6752

Analog Devices

PO Box 9106
Norwood, MA 02062
(781) 329-4700

Apex Microtechnology

5980 N Shannon Rd.
Tucson, AZ 85741
(520) 690-8600

Carousel News & Trader

87 Park Ave. W
Suite 206
Mansfield, OH 44902
(419) 529-4999

Contract Professional

125 Walnut St.
Watertown, MA 02172
(617) 926-5818

Dallas Semiconductor

4401 Beltwood Pkwy. S
Dallas, TX 75244
(972) 371-4000

Stan Griffiths

18955 SW Blanton
Aloha, OR 97007
(503) 649-0837

Harris Semiconductor

PO Box 17000
Memphis, TN 38187
(901) 682-0961

Hewlett-Packard

PO Box 10301
Palo Alto, CA 94303
(415) 857-1501

High Density Interconnect

525 Market St.
Suite 500
San Francisco, CA 94105
(415) 278-5242

Lindsay Publications

PO Box 538
Bradley, IL 60915
(815) 935-5353

Linfinity Microelectronics

11861 Western Ave.
Garden Grove, CA 92841
(800) LMI-7011

Micro Linear

2092 Concourse Dr.
San Jose, CA 95131
(408) 433-5200

Synergetics

Box 809
Thatcher, AZ 85552
(520) 428-4073

Tektronix

PO Box 500
Beaverton, OR 97077
(800) 835-9433

Texas Instruments

PO Box 809066
Dallas, TX 75380
(800) 336-5236

Time-Compression

203 N LaSalle St.
Suite 2100
Chicago, IL 60601
(312) 558-1548

Time Domain

6700 Odyssey Dr.
Huntsville, AL 35806
(256) 922-9229

Tra-Con

45 Wiggins Ave.
Bedford, MA 01730
(800) TRA-CON1

Tripath Technology

3900 Freedom Circle
Suite 200
Santa Clara, CA 95054
(408) 567-3000

into an update, but after more than a few false starts, it finally seems like Class D audio just may be about to hit the big time.

The latest of laptops, wireless, and other new portable electronics all demand high-quality audio efficiently delivered from low supply voltages. The object of the game is to use the battery or supply energy only when and as it is needed to produce your desired sonic output. The holy grail is an audio amplifier that approaches 100% efficiency at all useful output levels, combined with speakers or other transducers that are as effective as possible.

Figure 1 shows the traditional audio-amplifier classes. The class A amplifier shown in Fig. 1A is usually biased to half of the supply voltage. The continuous current is high, doubling on audio valleys and going to zeros on peaks. The best efficiency you can hope to have approaches 50%, but that can happen only at full output. Thus, you will continuously draw power whether you need it or not. But class A audio quality typically has been the best you can get.

One older class B version is shown in Fig. 1B. Its NPN power transistor emitter follower provides positive load currents, while the PNP emitter follower takes care of the negative ones. Best efficiency can approach 76% and very little current is drawn at low signal levels. Typical Class B amplifiers introduce bad crossover distortion especially on the low-level signals. That can be gotten around by keeping both the transistors at least slightly conducting at all times; that class of operation is sometimes called Class AB.

The Class C amplifiers, like the one shown in Fig. 1C, are largely restricted to very narrow-band resonant uses, but easily can approach 100% efficiency. Narrow on-off impulses continuously "ring" a tank circuit, which converts the impulses into a continuous output. The transistor or whatever acts as a switch that is either on or off. The output level is set by the supply voltage, so it is much easier to frequency modulate such an amplifier than it is to change its output amplitude.

The class D amplifier of Fig. 1D is almost entirely digital. A pair of switches (often enhancement-mode power FETs) generate a very high-frequency, high-power pulse-width modulated square-wave by connecting a filter's input either to the positive or negative supply rail.

are preferred. Cash seems to be accepted, but most personal checks over \$25 are a no-no. Delivery is normally by way of a fork lift. Additional packing and loading help is not provided. The one exception to all this is that LDV bulk sales will be shipped to you by truck.

Surprisingly, nothing special is needed to get your stuff off the base. Unless clearly told otherwise, you simply drive on out. Just in case, though, be sure to keep all of your paperwork, yourself, and your load together at all times. Especially

if you happen to be towing an A-10 Warthog behind you.

Oh yeah, those WWII jeeps: Uh, military-surplus jeeps always get cut in half before they are sold, though these might make good bookends if you have a very large library.

Class "D" Audio Amplifiers

I just realized that it was over three decades since I last dealt with this topic—way back in *Electronics World* for February of 1966. I don't want to impetuously rush

The usual switching frequencies are in the 100-kHz range. A low-pass filter averages out or integrates the duty cycle (or on-off time ratio) to generate the audio output. That, in theory, gives you high efficiency, good audio quality, and no crossover distortion.

To use any class D amplifier, your input audio first has to be converted into some ultrasonic pulse-width modulated waveform. That is easily and cheaply done using hardware or software. The deviation from a 50-50 duty cycle sets the instantaneous audio amplitude.

Figure 2 shows how the low-pass filtered—or integrated—value of a pulse

changes with duty cycle. While Fig. 3 shows us how the pulse width variations behave over the full audio-sinewave cycle.

One fun older example of class D operation happened on the Apple IIe, where software let you get more or less useful polyphonic audio from a speaker that was on-off driven.

Traditional problems with earlier class D amplifiers involved buzzing, distortion, switching losses, rather expensive magnetics, load matching, and power-supply sensitivity.

Some Examples

You should shortly be seeing great

heaping bunches more on Class D amplifiers, possibly with exotic new names. For now, though, let's look at several of the main players:

Apex Technology—Among other products, their SA02 runs at 250 kHz and delivers up to 800 watts of output power. Their \$295 unit is intended mostly for motor driving, magnetic bearings, and shaker table use. Their Web site is www.teamapex.com

Linfinity Microelectronics—They have a LX1720 controller/driver capable of delivering 35 watts of stereo audio. External power FETs are used to get 93% efficiency. Distortion is 0.08%. See www.linfinity.com

Harris—This company now has a new Class D Audio Amplifier Evaluation Board as their HIP4080AEVAL2, giving up to 200 watts of audio output at 94% efficiency. Everything is on the card, the PWM converter, drivers, power FETs, plus a four pole Butterworth output filter. The amp is mono only. The web link is www.semi.harris.com

Tripath Technology—These folks claim "digital audio amplifiers which really sound great". A full product line ranges from their TAA1102 two-watt unit for multimedia computers up through the TA0104, a 1000-watt 2-channel device for theater use. See them on the Web at www.tripath.com

There's lots of others, but this sampling should give you a good starting point.

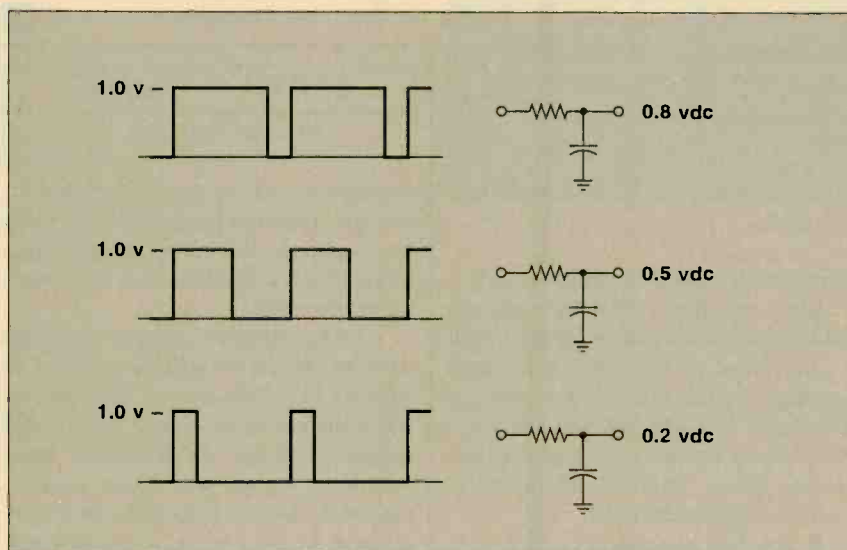


FIG. 2—THE DUTY CYCLE of "class D" pulse-width modulation (or PWM) determines the output amplitude you get after integration or low-pass filtering.

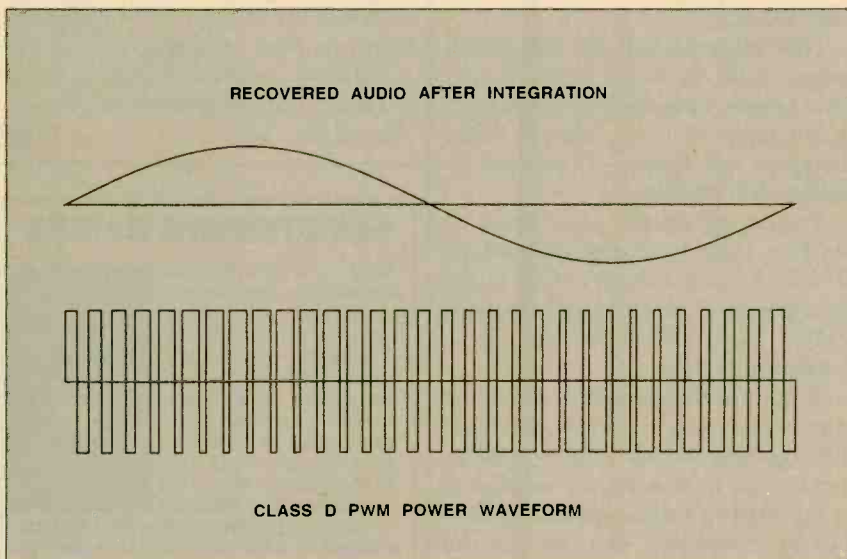


FIG. 3—HOW LOW-PASS FILTERING recovers an audio sinewave from its PWM waveform. The process is basically an integration.

More on Tesla Turbines

Several readers asked for some "real science" references to the Tesla turbines that we looked at back in MUSE124.PDF ("Tech Musings," June 1998). So, I've gathered a few of these together for your use in Fig. 4.

A Tesla turbine usually consists of bladeless disks, and operates through the shear forces of viscous liquids. Because those forces are inherently irreversible (or non-adiabatic) in a thermodynamic sense, Tesla turbines must be inefficient to work at all. So, that means that unavoidable waste heat must be kicked off regardless of whether you are in "pump" or "turbine" operating mode.

To me, the three things that seem to restrict Tesla pumps to extremely arcane and specialized applications (such as pumping frozen chickens or moving live fish), and to zero serious turbine and engine uses are: (A) the inherent inefficiency that is demanded by the required

Analytical and Experimental Investigation of Multiple Disk Pumps & Turbines, W. Rice, *Jnl of Eng Pwr*, July 63.

Analytical and Experimental Investigation of Multiple Disk Turbines, W. Rice, *Jnl of Eng Pwr*, Jan 65.

Bulk Parameter Analysis for Two Phase Through Flow Between Parallel Rotating Disks, D. Jankowski *UC Davis Heat Transfer Procs*, June 1976.

Calculated Design Data for the Multiple Disk Turbine Using Incompressible Fluids, Laws & Rice, *Jnl of Fluids Engineering*, September 1974.

Design, Construction, and Investigation of a Tesla Turbine, A. Leaman, *University of Maryland thesis*, 1950.

Experimental Investigation of the Flow Between Co-Rotating Disks Adams & Rice, *Jnl Applied Mech*, September 1970.

Flow Regime Definition for Flow Between Corotating Disks, Crowther & Pater, *Jnl of Fluids Engineering*, March 1974.

Investigation and analysis of the Tesla turbine, S. Young, *University of Illinois thesis*, June 1957.

Investigations of the performance of a modified Tesla Turbine, J. Armstrong, *Georgia Institute of Technology thesis*, June 1952.

Potential flow between two Parallel Circular Disks with Partial Transmission, Matsch & Rice, *Jnl Applied Mech*, Mar 67.

Latest of www.tinaja.com Web site additions include a lot of early "Blat" classics, including columns on patent avoidance and direct-toner printed circuits. There's also a cubic spline-length calculation and a sampler of magic-sinewave sequences. Finally, you'll find new links to all of those Book-on-demand service bureaus, and the great new InfoPack research service found at www.tinaja.com/info01.html

A reminder that most of the text-mentioned items appear in our "Names & Numbers" and "Used Test Equipment Resources" sidebars. Always look here before calling our free US technical helpline shown in the nearby box.

Let's hear from you.

EN

SERVICE CLINIC

continued from page 33

consistently off center with respect to the row of pits and lands. (With the servo loop open, the beam was crossing tracks more or less at random so it was sometimes centered!)

That's as far as we can take things this time, and we are not quite done with CD and CD-ROM players yet. Next time we will wrap up this series with some model specific problems and a look at some interesting signals you might want to explore if you have an oscilloscope at your disposal. In the interim, if you have any problems or questions that just can't wait, go to my Web site at www.repairfaq.org. Questions to me should be addressed via e-mail to sam@stdavids.picker.com. The finite number of hours in the typical day keeps me from answering mail via the postal service, but I will respond to e-mail in a timely manner, often within 24 hours. See you next time.

EN

ELECTRONIC GAMES

BP69—A number of interesting electronic game projects using IC's are presented. Includes 19 different projects ranging from a simple coin flipper, to a competitive reaction game, to electronic roulette, a combination lock game, a game timer and more. To order BP69 send **\$8.00 (includes s&h)** in the US and Canada to **Electronic Technology Today Inc., P.O. Box 240, Masapequa Park, NY 11762-0240**. US funds only. Use US bank check or International Money Order. Allow 6-8 weeks for delivery.

Electronic Games



MA07

FIG. 4—SOME "REAL SCIENCE" Tesla turbine resources.

thermodynamic reversibility violations; (B) the turbulent flow or otherwise lousy fluid dynamics at the inputs and outputs; and (C) all those experimenters who deify Tesla while not knowing enough math or having the faintest clue how to properly do decent research.

More on thermodynamic basics and on reversibility appeared back in HACK64.PDF (See my www.tinaja.com Web site). The apparent best use to date for the Tesla turbine seems to be for snowing thesis advisors.

New Tech Lit

Galileo's original lab notes have been posted to the www.mpiwg-berlin.mpg.de/Galileo_Prototype Web site. Two other rather interesting Web resources are www.scienceposters.org/sposter-bin and www.uq.oz.au/nanoworld/gallery.html. Think small on this one.

Evaluation software for modeling signal integrity and communications lines is now provided on a freebie CD-ROM from Amp.

From Analog Devices comes details on a brand new AD7730 bridge transducer integrated circuit. This one uses a single chip to get you directly from a strain gauge or a pressure transducer to a useful digital output.

Details on a totally new Impulse Radio communications scheme are described in literature from Time Domain. A ten-mile range with 0.25 of a milliwatt is claimed.

More info at www.time~domain.com

Buys on classic ethernet cards are available at www.tinaja.com/barg01.html

The latest of "new/old" titles from Lindsay Publications now includes *Elementary Wrought Iron* and the 1906, two-volume reprint of *Hopkin's Experimental Science*. More details at www.tinaja.com/amlink01.html

If you feel like you are stuck on a merry-go-round, check into the support group at *Carousel News and Trader*. They've got some great buys on wooden horses. The pony on a recent cover is a mere \$82,000.

New trade journals for this month include *HDI*, short for High Density Interconnect; *Time-Compression* on rapid prototyping and on Santa Claus machines; and *Contract Professional* on independent consulting.

Free epoxy samples are offered by Tra-Con. Other free samples include the DS1620 digital thermometer from Dallas Semiconductor, and advanced high speed CMOS chips offered by the Texas Instruments folks.

For those fundamentals of digital integrated circuits, check into my classic *TTL Cookbook* and my *CMOS Cookbook*. You can get those either by themselves or as part of my bargain-priced *Lancaster Library* collection. See my nearby Synergetics ad for details. Or you can download the full online catalog at www.tinaja.com/synlib01.html

Electronic SHOPPER

WIRELESS VIDEO CAMERAS

Compatible with AC or Battery

Wireless 4-Channel B/W & COLOR Cameras Available! Plug and Play Readiness



GFT-1001 \$189.95
Gives any camera the ability to be Wireless. Transmits Over 1000 ft.




Wireless Observations System's
GFS-1001 (900MHz) -\$499.95
GFS-1001c (900MHz) -\$599.95
(1.2 Ghz system's available)

COLOR BOARD CAMERAS

Micro Color MB-960c Key Features:

- Lens: 3.6mm F=2
- Full Digital Process of BLC
- Auto Tracing White Balance
- 2H Mode of H.V. Aperture correction
- Digital process of color matrix
- Electronic Shutter up to 1/ 10,000
- *Dip Switch Adjustment settings:
 - 6-BLC
 - 5-Auto Shutter
 - 4-AGC/On
 - 3-Flickless
 - 2-AWB/On
 - 1-No function

MB-960c \$199.95



Size: 1.7 x 1.7 sq. x 2 PC Board

MB-750 SERIES BOARD CAMERAS

Pinhole • MB-750p -\$89.95
C-Mount • MB-750UX -\$119.95



MB-750U Video Camera (pictured) \$99.95



ODH-106

ODH-106 Board Camera Housing
4.5 x 2.75 x 2.75". High-Impact. Weatherproof, w/ 5.5" Arm.



LP-850i Lipstick Camera \$129.95

NIGHT VISION



Other Models Available to Choose From!

Night Vision Scope w/ Illuminator
Fun to use, Low cost.
3.6 x 85mm f1.6
MI-PR100 - \$399.95

FREE
Polaris Product Catalogs

Polaris Industries
<http://www.polarisusa.com>

800.752.3571

470 Armour Drive NE • Atlanta GA 30324 • Tech Info: 404-872-0722 • FAX 404-872-1038

CIRCLE 217 ON FREE INFORMATION CARD

Filter Wiz v2.0

ACTIVE FILTER design software for Windows. Provides mastery of lowpass, highpass, bandpass and bandstop filters. Enhance critical signal components while controlling noise and other interference.

Meets the needs of both novice and professional designer. Standard (LE) version \$89, PRO version \$199.

Download: <http://www.schematica.com>
sales@schematica.com FAX:250-642-2644

3 Axis Motion Control System Complete, ready to run

\$ 255.50 + 12.00 S/H

Build or adapt CNC mills, CNC routers, Robots, Etc. Includes: 3 Stepping motors (70 oz/in 200 steps/rev). External board (connects to parallel port of a PC). Power supply. Cables, Manual and the MAXNC drive software, with linear, circular and helical interpolation, acceleration deceleration, full contouring, 'G' code programming, screen plot, code generation from CAD (CAM), and more.


For more information, phone or write to:

MAXNC

6730 West Chicago
Suites 2 & 3
Chandler, AZ 85226
Ph (602) 940-9414
Fax (602) 940-2384



Digital Entertainment GREAT VALUES ON:



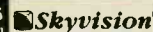
SAVE 30%-50% Compare to Cable

MORE ENTERTAINMENT OPTIONS ALL THE HOT ACCESSORIES PAY LESS

Fax: 8-739-4879
Int'l: 218-739-5231

1010 Frontier Dr.
Fergus Falls, MN 56537

Call Now **300-543-3025**
www.skyvision.com



HACKING THE INTERNET

The latest tricks and methods being used on the Net to pirate software (warez) and the newest hacking websites. Includes examples, countermeasures, password defeats, UNIX, Sprintnet, brute force techs, lots of tips. *More!* \$29.

INTERNET TRACKING & TRACING: Scammers, spammers, stalkers, infectors, and others hide behind the Internet's anonymity to commit serious offenses. Learn from master hackers best methods to track & trace IDs and origins, and to protect your own privacy. *More!* \$29.

INTERNET CONS & SCAMS: Internet cons, scams and related frauds now rake in \$2+ Billion annually! Most are done anonymously with impunity. Details how they're done, how to ID them, how to protect yourself. *More!* \$25.

THE COOKIE TERMINATOR: When online, many websites track your every move! Browser cookie, history and cache files contain personal data readily accessible to Internet predators, scammers, spammers and snoops. Your financial, medical, political, habits, lifestyle, future plans data is exposed to the world! Step-by-step how to remove and stop cookies from destroying your privacy. \$25.

Any 2 for \$49, 3 for \$64, all 4 for \$79!

PBX HACKING

PBXs hacking losses are at \$5-\$10 Billion annually! Details how PBXs are hacked, countermeasures. Author interview in *Forbes!* \$24.

TOP SECRET

Full Catalog: www.tsc-global.com/consumer.html Adventure: www.tsc-global.com

Established in 1971. Featured on CBS "60 Minutes," *Forbes*, *New York Times*. Add \$5 total S/H (US Canada). Postal MO is fastest! VISA, MC OK. No CODs. Take 10% OFF all Orders over \$100 and Take \$2.00 OFF all New Orders over \$20 placed by Mail or Fax. Catalog \$1 w/order, \$3 w/o.

Sold for legal educational purposes only. See Catalog for LIMITED WARRANTY, SPECIAL PROJECTS and all other applicable policies.

CELLPHONE MODIF. GUIDE

How cellphones operate and are modified. Vulnerabilities to hack attack and countermeasures. Cloning details for NAMS, ESNs, etc. control data formats, computing encoded MINS, ESNs, SIDHs, Op Sys, PROMs, forcing ACK, test mode and resets, cable diagrams, scanning, tracking, scanner restorations, freq allocations, roaming, step-by-step to keypad-reprogram 100+ popular cellphones. One FREE database search. *More!* \$49.

PAGER (BEEPER) MANUAL: How Pagers work, different types and uses, freqs, advantages over and uses with cellphones, and tips and tricks. How Pagers are hacked/countermeasures. And plans for a Personal Pocket Paging System (xmitter and receiver). *More!* \$29.

Both for only \$69!

PHREAKING CALLER ID & ANI

How they work and dozens of ways of defeating Caller ID, ANI, *69, *57, Call Blocking, *67 etc. Describes ESS, SS7, CNA, CAMA, DNR, Diverters, Centrex - *more!* \$25.

HACKING FAX MACHINES

Details all known methods of hacking faxes and countermeasures. Includes computer fax modems, crimes, interceptions, fax servers, fax-on-demand, protocols, parameters, compression, encryption, and fax surveillance-type mods. *More!* \$29.

VOICE MAIL HACKING

VMSs are hacked to penetrate PBXs to make outgoing calls, get free VMB usage, secretly read/change/delete messages, or damage the VMS (or its PBX) itself. Step-by-step on how it's done, countermeasures. \$29.

CONSUMERTRONICS

2430 Juan Tabo, NE, #259, ABO, NM 87112
P.O. Box 23097 ABO, NM 87192
Fax: 505-292-4078 (all hours, orders only) Voice: 505-237-2073 (10-6 M-F)

STOPPING POWER METERS MANY MORE TITLES!

As reported on "60 MINUTES"! New 6th Edition! Plans for devices that can slow down (even stop) watt-hour meters - while loads draw full power! Devices plug into one outlet and normal loads into other outlets. Describes meter creep, overload droop, pole meters, etc. \$29.

SPM THE VIDEO: Now its easier to learn about KW-HR Power Meters than ever before! This educational video shows you how they work and their anatomy. Demonstrates SPMEM device and external magnetic methods used to slow and stop meters! Hosted by a top expert in the field. From the novice to the pro, an excellent source of info on these exciting devices! Great in combo with our SPM related manuals! \$29.

THE I.G. MANUAL: External magnetic ways (applied to meter) to slow down and stop power meters while drawing full loads. Plans \$25.

KW-HR METERS: How watt-hour meters work, calibration, error modes (many), ANSI Standards, etc. Demand and Polyphase Meters. Experimental results to slow and stop meters by others. \$25.

Any 2 for \$49, 3 for \$64, all 4 for \$79!

COMPUTER PHREAKING

Describes in detail how computers penetrate each other, and how VIRUSES, TROJAN HORSES, WORMS are implemented. Dozens of computer crime and abuse methods and countermeasures. Includes disk filled with hacker text files and utilities, and the legendary FLUSHOT+ protection system. Internet advice, password defeats, glossary - *much more!* Manual + PC Disk! \$39.

THE HACKER FILES: 3 HD PC disks filled with choice raw, colorful and highly informative hacker, phreaker text files covering many topics! \$39. Both for only \$69!

BEYOND VAN ECK PHREAKING

Plans for remote eavesdropping of TV video signals. Range up to 1 KM. Describes how van Eck systems work, and are also used in surveillance of computer systems. \$29. The van Eck Demo Tape is \$29. Both for only \$49!

- Beyond Phone Color Boxes - \$29
- Hacking Answer Machines - \$19
- Casino Hacking - \$25
- Automatic Teller Machines - \$39
- Credit Card Scams - \$29
- Cons & Scams - \$29
- Social Engineering - \$29
- Polygraph Defeats - \$25
- By an Order of the Magnitude - \$49
- Ultimate Success Manual - \$19
- Stealth Technology - \$19
- Secret & Survival Radio - \$19
- High Voltage Devices - \$29
- Mind Control - \$29
- Under Attack! - \$29
- Radionics Manual - \$29
- Heal Thyself - \$19
- Secrets of Solderless BBs - \$24
- Secret & Alternate IDs - \$15
- Cryptanalysis Techniques - \$29
- Government Land Grab - \$15
- Rocket's Red Glare - \$29
- Survival Guns & Ammo - \$19
- The Ultimate Driver - \$19

THE DIRTY-2 DOZEN!

24+ Hot Hack/Phreak Disks!

See CATALOG!

SPECIAL PROJECTS


We will design & build just about anything electronic! Hardware done as SPECIAL PROJECTS only. See Catalog for details and SP Application Form, else:

www.tsc-global.com/spaf-spp.html

CIRCLE 226 ON FREE INFORMATION CARD

New and Pre-Owned Test Equipment

Goldstar



Model OS-9100P → \$899.00
Full 100 MHz Bandwidth!

- Dual-Channel, High Sensitivity
- TV Synchronization Trigger
- Calibrated Delayed Sweep
- Includes Two Probes, 2 Year Warranty

Spectrum Analyzer
B+K Precision
Model 2625

- 150kHz - 1050MHz
- 80dB Dynamic Range
- AM/FM demod included

Only \$2,195.00!

Pre-Owned Oscilloscope Specials

Tektronix 2213	60 MHz	\$549.00
Tektronix 2215	60 MHz	\$649.00
Tektronix 465	100 MHz	\$599.00
Tektronix 465B	100 MHz	\$729.00
Tektronix 475	200 MHz	\$829.00
Tektronix 475A	250 MHz	\$1,199.00

- Professionally Refurbished
- Aligned & Calibrated to Original Specifications
- The Industry Standard of Oscilloscopes
- 1 Year Warranty - The Longest Available!!!

We Buy Surplus Test Equipment

Leader CATV Signal Level Meter Model LF 941
✓ TV/CATV Coverage from 46 - 870 MHz
✓ Video/Audio Carrier Measurements \$695.00!

Just Released! → "Series III" Multimeters

Fluke Model 87III \$309.00 !!!

SIMMax

Module Tester

- * Tests 72/30 pin SIMMs
- * Stand alone/portable
- * Identifies SIMM properties
- * 10 built-in tests identify most memory defects

Only \$599.00!

See us on the Web!

www.fotronic.com

Test Equipment Depot

A FOTRONIC CORPORATION COMPANY

99 Washington St. Melrose, MA 02176

(781) 665-1400 • FAX (781) 665-0780

email: afoti@fotronic.com

1-800-996-3837



TOLL FREE 1-800-99-METER

CIRCLE 333 ON FREE INFORMATION CARD

RAMSEY



World's Smallest TV Transmitters

We call them the 'Cubes'.... Perfect video transmission from a transmitter you can hide under a quarter and only as thick as a stack of four pennies-that's a nickel in the picture!



Transmits color or B&W with fantastic quality - almost like a direct wired connection to any TV tuned to cable channel 59. Crystal controlled for no frequency drift with performance that equals law enforcement models that cost hundreds more! Basic 20 mW model transmits up to 300' while the high power 100 mW unit goes up to 1/4 mile. Audio units include sound using a sensitive built-in mike that will hear a whisper 15 feet away! Units run on 9 volts and hook-up to most any CCD camera. Any of our cameras have been tested to mate perfectly with our Cubes and work great. Fully assembled - just hook-up power and you're on the air!

- C-2000, Basic Video Transmitter Cube.....\$89.95
- C-3000, Basic Video and Audio Transmitter Cube.....\$149.95
- C-2001, High Power Video Transmitter Cube.....\$179.95
- C-3001, High Power Video and Audio Transmitter Cube.....\$229.95

Super Pro FM Stereo Radio Transmitter



A truly professional frequency synthesized FM Stereo transmitter station in one easy to use, handsome cabinet. Most radio stations require

a whole equipment rack to hold all the features we've packed into the FM-100. Set frequency easily with the Up/Down freq buttons and the big LED digital display. Plus there's input low pass filtering that gives great sound no matter what the source (no more squeals or swishing sounds from cheap CD player inputs) Peak limiters for maximum 'punch' in your audio - without over modulation, LED bargraph meters for easy setting of audio levels and a built-in mixer with mike and line level inputs. Churches, drive-ins, schools and colleges find the FM-100 to be the answer to their transmitting needs, you will too. No one offers all these features at this price! Kit includes cabinet, whip antenna and 120 VAC supply.

We also offer a high power export version of the FM-100 that's fully assembled with one watt of RF power, for miles of program coverage. The export version can only be shipped outside the USA, or within the US if accompanied by a signed statement that the unit will be exported.

- FM-100, Professional FM Stereo Transmitter Kit.....\$299.95
- FM-100WT, Fully Wired High Power FM Transmitter.....\$429.95

AM Band Radio Transmitter



Ramsey AM radio transmitters operate in the standard AM broadcast band and are easily set to any clear channel in your area. Our AM-25, 'pro' version, fully synthesized transmitter features easy frequency setting DIP switches for stable, no-drift frequency control, while being jumper settable for higher power output where regulations allow. The entry-level AM-1 uses a tunable transmit oscillator and runs the maximum 100 milliwatts of power. No FCC license is required, expected range is up to 1/4 mile depending upon antenna and conditions. Transmitters accept standard line-level inputs from tape decks, CD players or mike mixers, and run on 12 volts DC. The Pro AM-25 comes complete with AC power adapter, matching case set and bottom loaded wire antenna. Our entry-level AM-1 has an available matching case and knob set for a finished, professional look.

- AM-25, Professional AM Transmitter Kit.....\$129.95
- AM-1, Entry level AM Radio Transmitter Kit.....\$29.95
- CAM, Matching Case Set for AM-1.....\$14.95

CCD Video Cameras



B&W Camera



Color Camera

If you're looking for a good quality CCD board camera, stop right here! Our cameras use top quality Japanese Class 'A' CCD arrays with over 440 line line resolution, not the off-spec arrays that are found on many other cameras. You see, the Japanese suppliers grade the CCDs at manufacture and some manufacturers end up with the off-grade chips due to either cost constraints or lack of buying 'clout'. Also, a new strain of CMOS single chip cameras are entering the market, those units have about 1/2 the resolution and draw over twice the current that these cameras do - don't be fooled! Our cameras have nice clean fields and excellent light sensitivity, you'll really see the difference, and if you want to see in the dark, the black & white models are super IR (Infra-Red) sensitive. Our IR-1 Illuminator kit is invisible to the human eye, but lights the scene like a flashlight at night! Color camera has Auto White Balance, Auto Gain, Back Light Compensation and DSP! Available with Wide-angle (80°) or super slim Pin-hole style lens. They run on 9 VDC and produce standard 1 volt p-p video. Add one of our transmitter units for wireless transmission to any TV set, or add our IB-1 Interface board for audio sound pick-up and super easy direct wire hook-up connection to any Video monitor, VCR or TV with video/audio input jacks. Cameras fully assembled, including pre-wired connector.

- CCDWA-2, B&W CCD Camera, wide-angle lens.....\$99.95
- CCDPH-2, B&W CCD Camera, slim fit pin-hole len.....\$99.95
- CCDPH-2, Color CCD Camera, wide-angle lens.....\$149.95
- IR-1, IR Illuminator Kit for B&W cameras.....\$24.95
- IB-1, Interface Board Kit.....\$24.95

FM Stereo Radio Transmitters



Microprocessor controlled for easy frequency programming using DIP switches, no drift, your signal is rock solid all the time - just like the commercial stations.

Audio quality is excellent, connect to the line output of any CD player, tape deck or mike mixer and you're on-the-air. Foreign buyers will appreciate the high power output capability of the FM-25; many Caribbean folks use a single FM-25 to cover the whole island! New, improved, clean and hum-free runs on either 12 VDC or 120 VAC. Kit comes complete with case set, whip antenna, 120 VAC power adapter - easy one evening assembly.

- FM-25, Synthesized FM Stereo Transmitter Kit.....\$129.95

A lower cost alternative to our high performance transmitters. Offers great value, tunable over the 88-108 MHz FM broadcast band, plenty of power and our manual goes into great detail outlining aspects of antennas, transmitting range and the FCC



rules and regulations. Connects to any cassette deck, CD player or mixer and you're on-the-air, you'll be amazed at the exceptional audio quality! Runs on internal 9V battery or external power from 5 to 15 VDC. Add our matching case and whip antenna set for a nice finished look.

- FM-10A, Tunable FM Stereo Transmitter Kit.....\$34.95
- CFM, Matching Case and Antenna Set.....\$14.95
- AC12-5, 12 Volt DC Wall Plug Adapter.....\$9.95

RF Power Booster

Add some serious muscle to your signal, boost power up to 1 watt over a frequency range of 100 KHz to over 1000 MHz! Use as a lab amp for signal generators, plus many foreign users employ the LPA-1 to boost the power of their FM Stereo transmitters, providing radio service through an entire town. Runs on 12 VDC. For a neat, professionally finished look, add the optional matching case set.

- LPA-1, Power Booster Amplifier Kit.....\$39.95
- CLPA, Matching Case Set for LPA-1 Kit.....\$14.95
- LPA-1WT, Fully Wired LPA-1 with Case.....\$99.95



Treasure Finder Kit

Search for buried treasure at the beach, backyard or park. This professional quality kit can detect metal at a depth of up to 6 inches. Easy to use, just listen for the change in tone as you 'sweep' the unit across the surface - the larger the tone change - the larger the object.

Has built-in speaker or earphone connection, runs on standard 9 volt battery. Complete kit includes handsome case, rugged PVC handle assembly that 'breaks down' for easy transportation and shielded Faraday search coil. Easy one evening assembly! This nifty kit will literally pay for itself! That guy in the picture looks like he found something - what do you think it is - gold, silver, Rogaine, Viagra? You'll have fun with this kit.

- TF-1, Treasure Finder Kit.....\$39.95

Binocular Special

We came across these nice binoculars in an importers close-out deal. Not some cheap in-line lens jobs, these beauties have roof prisms, a super nice rubber armored housing over light weight



aluminum. 10 x 25 power with fully coated optics. Includes lens cleaner cloth, neck lanyard and nice carry case. For extra demanding use in bright sun, choose the EX module with ruby coated Objective lens. First quality at a close-out price! We've seen the exact same units with the 'Bushnell' name on them being sold for \$30 more!

- BNO-1, Binoculars and case.....\$24.95
- BNO-1EX, Ruby Coated Lens Binoculars and case.....\$29.95

Speech Descrambler

Decode all that gibberish! This is the popular descrambler / scrambler that you've read about in all the Scanner and Electronic magazines. Speech inversion technology is used, which is compatible with most cordless phones and many police department systems, hook it up to your scanner speaker terminals and you're in business. Easily configured for any use: mike, line level and speaker output/inputs are provided. Also communicate in total privacy over telephone or radio, full duplex operation - scramble and unscramble at the same time. Easy to build, all complex circuitry contained in new custom ASIC chip for clear, clean audio. Runs on 9 to 15VDC. Our matching case set adds a professional look to your kit.



- SS-70A, Speech Descrambler/Scrambler Kit.....\$39.95
- CSS, Custom Matching Case and Knob Set.....\$14.95
- SS-70AWT, Fully Wired SS-70A with Case.....\$79.95
- AC12-5, 12 Volt DC Wall Plug Adapter.....\$9.95

Call for our Free Catalog !

See our complete catalog and order on-line with our secure server at:
www.ramseyelectronics.com

RAMSEY ELECTRONICS, INC.

793 Canning Parkway Victor, NY 14564

Order Toll-free: 800-446-2295

Sorry, no tech info, order status at this number

Technical Info, Order Status
Call Factory direct: 716-924-4560

Fax: 716-924-4555



ORDERING INFO: Satisfaction Guaranteed. Examine for 10 days, if not pleased, return in original form for refund. Add \$6.95 for shipping, handling and insurance. Orders under \$20, add \$3.00. NY residents add 7% sales tax. Sorry, no CODs. Foreign orders, add 20% for surface mail or use credit card and specify shipping method.

Roger's Systems Specialist

Call today
for a
FREE
catalog.



800-366-0579

Computer - Communication
Network - Audio - Video

www.rogerssystems.com

Microphone


Stick-on monitor or clip
on shirt,
6 ft. cord,
condenser mic.



#TM-MIC-2
\$1⁰⁰ each


USB Cable

Male to male "A" to "A",



#CC-USB-6.....\$5⁰⁰ each

USB Ports



USB(2) to 10 pin
motherboard w/ bracket

#TM-USB-9.....\$7⁰⁰ each

Universal Serial Bus Hub

USB hub, 4 port



Telephony, Modem,
Keyboard, Mouse,
Game Ports, Serial Ports,
Device, Digital, Audio,
Printer, Scanner

#TM-USB-4HUB.....\$79⁰⁰ each

Mouse Pad

Sponge rubber backing to
prevent sliding,
many colors available,
call for details.



#TM-PAD.....\$1⁰⁰ each

Audio Cable

Stereo extension cables, for
speakers and
headphones 3.5mm, male to
female, shielded, 6 ft.



#AC-559.....\$1⁰⁰ each

CD Jewel Case

Replacement for original case.
durable plastic.



#TM-CD-1
3/\$1⁰⁰ each

Telephone Cable

25 ft. RJ-11 modular
telephone
cord.



#TE-254
\$1⁰⁰ each

Stereo "Y"

3.5mm, one male to two
females, great for connector
two sets of speakers to one
sound card.



#AD-560
\$1⁰⁰ each

BNC Coupler


BNC, female-
female, for use with
networks and
video applications.



#AD-546.....2/\$1⁰⁰

Signal Splitter

UHF/VHF/
FM,
3-WAY,
5-900MHZ



#VA-503
\$1⁰⁰ each

Motherboard Standoff

Brass, M/F threads for mounting
of motherboards, 10 piece bag.



#CN-471.....\$1⁰⁰/bag

Mouse Pad

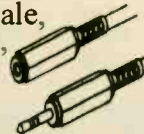
Sponge rubber backing to
prevent sliding,
many colors available,
call for details.



#TM-PAD.....\$1⁰⁰ each

20' Audio Cable

Stereo extension cables, for
speakers and headphones
3.5mm,
gold plated
male to female,
shielded,
20 ft.



#AC-560.....\$4⁵⁰ each

Multimedia Microphone

For soundcards and voice
modems, microphone with
stand, 6 ft. cord, gold plated
3.5 mm plug



#TM-MIC-3
2/\$5⁰⁰ each

Local 805-295-5577

Remember, We Have Great Connections...For You!

FAX 805-295-8777



\$10.00 minimum order required • Add \$4.50 shipping for pre-paid orders
California residents add 8.25% tax • eMail sales@rogerssystems.com



Call for quantity discounts • No out of state checks accepted • Most orders shipped same day!

24895 Avenue Rockefeller, Valencia, CA 91355



MCM ELECTRONICS®

The Source For All Of Your Electronics Needs

When ordering, please provide this code: ► SOURCE CODE: ENS51

Prices Effective Sept. 3 Through Oct. 30, 1998

For over 20 years, MCM has been the leading supplier to the electronics service industry. Huge inventory, rapid delivery and competitive prices have made MCM the choice for:

- Hobbyists
- Service Technicians
- Educators
- Installers

Discover the MCM difference, call today for your free catalog.



ONLY \$10.88

Order #55-1520

MCM AUDIO SELECT™

8" Poly-Paper Cone Woofer

4ohm voice coil is great for autosound applications or dual woofer enclosures. Specifications: •18 oz. magnet •1 1/2" voice coil •50W/80W RMS/peak capacity •35Hz~5KHz response •Qts 0.31 •Vas 2.48 cu. ft. •fs 34Hz •Regular price \$15.95

your choice **ONLY 99¢**



#22-1145

#22-1150

Security Bit Drivers

Take advantage of this blockbuster price on these popular bits. Used for removing tamper proof fasteners often found in Nintendo and Sega video games and cartridges, 1 1/2" length, these bits fit any standard 1/4" driver. Regular price \$3.59.

Order #	Size
22-1145	3.8mm
22-1150	4.5mm



ONLY \$10.50

Order #28-2200

Multi-Voltage Power Supply

Provides 2A regulated output at 3, 4 1/2, 6, 7 1/2, 9 or 12V. Ideal for projects or as a battery eliminator. Connections are made via front panel binding posts. Regular price \$16.95



DEFENDER SECURITY R

Color PC Board Camera

Take advantage of this unbelievable introductory price on this color PC board camera. Features automatic white balance, 330 lines horizontal resolution and AGC. Output is color NTSC standard composite video, 75ohm. Requires 12VDC, 240mA. Regular price \$199.00

ONLY \$152

Order #82-3015




ONLY \$29.95

Order #72-4025

TENMA® DMM w/Logic Function

3 1/2 digit DMM measures AC/DC voltage from 200mV-600V, resistance to

2000Mohm, capacitance to 20µF and transistor hFE gain. Includes protective holster. Requires 9V battery (#293-080) not included. Regular price \$65.95.



ONLY \$18.00

Order #35-510

Sleek Unidirectional Microphone

Unidirectional (cardioid) dynamic microphone features sleek "barrel" head design. Heavy-duty die-cast construction is ideal for PA, DJ and professional stage use. Specifications: •Impedance: 600ohm •Frequency response: 80Hz-15KHz •Dimensions: 6 1/2" (L) x 1 1/2" (head dia.) •Cable: 20' XLR female to 1/4" plug. Regular price \$24.95

ONLY \$5.35

Order #28-4795

One Watt Audio Amplifier Module

Pre assembled circuit module is great for providing speaker level output in projects. Accepts line level input. Requires 4-14VDC, 250mA. Measures approximately 2" x 1 1/2" x 1/2". Regular price \$7.49



ONLY \$4.50

Order #28-1485

Eight Outlet Power Strip

Convenient eight outlet strip offers circuit breaker protection, a lighted rocker switch and heavy duty 6' grounded cord. ABS fire retardant case incorporates built-in brackets for easy mounting. UL listed. Regular price \$8.39



FREE Catalog!

1-800-543-4330

www.mcmelectronics.com

Hours: M-F 7 a.m.-9 p.m., Sat. 9 a.m.-6 p.m., EST.

Same Day Shipping!

In stock orders received by 5:00 p.m. (YOUR TIME), are shipped the same day.



MCM ELECTRONICS®

650 CONGRESS PARK DR.
CENTERVILLE, OH 45459
A PREMIER FARNELL Company

SOURCE CODE: ENS51

Test Equipment Sales

**LOCATED IN TAX FREE
NEW HAMPSHIRE !!**



HP 4951C PROTOCOL ANALYZER...\$1795 INCLUDES 18173A & NEW CRT	TEK 2235 100MHz SCOPE.....\$950
HP 4952A PROTOCOL ANALYZER...\$1795 INCLUDES NEW CRT	TEK 465 100MHz SCOPE.....\$495
HP 4954A PROTOCOL ANALYZER...\$1695 INCLUDES 18135A & 18136A	HP 8640B SIG.GENERATOR.....\$995
HP 16500A LOGIC ANALYZER M/F...\$2195 BOARDS VARY IN PRICE	HP 59501B D/A CONVERTER.....\$275
FLUKE 5440B DC VOLTAGE CALIBRATOR PRICED TO SELL AT.....\$2195	HP 6002A-001 POWER SUPPLY..\$675
BMI G-111 DATA ACQUISITION BOARD FOR BMI 4800.....\$295ea.	FLUKE 752A REF. DIVIDER.....\$1995
	GR 1863 MEGOHMMETER.....\$650
	HP 1652B LOGIC / SCOPE.....\$3595
	HP 1651A LOGIC ANALYZER.....\$1595
	HP 339A DIST. ANALYZER.....\$1095
	HP 8112A PULSE GENERATOR..\$4295
	KEI 619 2 CH. ELECTROMETER..\$995

Ask about our line of new products including
Instek, Fluke, Tektronix and more !

CALL 800 684-4651 OR FAX (603) 425-2945

check out our updated website at WWW.TESALES.COM

CIRCLE 320 ON FREE INFORMATION CARD

Projects, Design Ideas... DIY AUDIO BOOKS

AND MORE FROM OLD COLONY SOUND LAB



Loudspeaker Design Cookbook

by Vance Dickason

Fifth edition of the DIY loudspeaker "bible" includes information on home theater and car audio! Over 50,000 copies in print in six languages!

BKAA2-V \$34.95




Beginner's Guide to Tube Audio Design

by Bruce Rozenblit

Terrific introduction to designing audio circuits with tubes, de-mystifies this old and new-again technology!

BKAA42 \$24.95



NEW! Testing Loudspeakers

by Joseph D'Appolito

Everything you need to know about loudspeaker testing from the why to the how. Covers the full range of measurement systems from analog to PC-based systems.

BKAA45 \$34.95

Call toll-free 1-888-924-9465

ENS98

Send me my FREE copy of the OLD COLONY SOUND LAB catalog!

• BOOKS • TEST CDS • SOFTWARE • PC BOARDS • KITS •

NAME _____

STREET & NO. _____

CITY _____

STATE _____

ZIP _____

AUDIO AMATEUR INC., PO BOX 876, PETERBOROUGH, NH 03458-0876 FAX TO 603-924-9467



WHITE-STAR ELECTRONICS

TEL: 405-631-5153 FAX: 405-631-4788

CONVERTERS:.....	20	50	100+
Regal CR-83.....	45	39	35
Panasonic TZPC 175.....	75	69	65
Centurion CF 3000.....	65	59	55
Regal CR-83 Volumn.....	69	65	59

Call for FREE catalog.
405-631-5153




REMOTE CONTROL

HAND UNITS:.....	20	50	100+
Jerrold Replaces: 400/450/550.....	4.95	4.50	4.25
Scientific Atlanta: 075/175/475.....	4.95	4.50	4.25
8600: On screen display.....	7.50	7.00	6.50
Pioneer: BR 81, 82.....	4.95	4.50	4.25
Panasonic: Call for model #.....	7.50	7.00	6.50
Zenith: All.....	4.95	4.50	4.25
Tocom: 5503-VIP, 5503-A.....	7.00	6.50	6.25
Universal: 4 in 1 R/M.....	7.50	7.00	6.50

Call for Oak, Hamlin, Regal-83, Regency, Texscan, and all others.

Tamper-Bit tools: (10-lot)

Jerrold compatible bits:	
1/4" Stacom Bit.....	\$8.00
Oval Round D.....	\$20.00
Torx Bit:	
Tocom T-8.....	\$8.00
Zenith T-10, T-15.....	\$8.00
Pioneer T-20.....	\$8.00
Scientific Atlanta T-20.....	\$8.00
Pio 63XX Oval.....	\$20.00
Bit Driver Handle.....	\$4.00




We carry most remote hand units. If you don't find the one you're looking for, we can locate for you.

Specializing in large quantities.
HOURS: Monday thru Friday 9 am to 5 pm Central Time.

Call for FREE catalog.
Email: wse405@aol.com

CIRCLE 272 ON FREE INFORMATION CARD

Learn to Hack!



Finally, here is a no-nonsense technical book on computer hacking! In it you will learn how to hack computers you have physical access to and how to hack on the Internet. With this book, you will learn about:

- Finding computers to hack
- Breaking into computers
- Hacking with Finger
- Port surfing
- Mapping the internet
- Forging E-mail
- Fighting spam
- E-mail bombs
- Hacker wars

and more! But this book will also teach you how to hack safely. It will steer you clear of the law, so that your hacking career won't lead to prison, but to a better job! **By far, the best book on hacking available today!**

266 PAGE PAPERBACK, \$29.95 SHIPPING \$3

Call (800)719-4957 now!

to order (Visa/MC/COD) or call or write for FREE CATALOG of hard-to-get information about computer viruses, computer hacking, security and cryptography!!

Check our web site: www.logoplex.com/resources/ameagle
American Eagle Publications, Inc.
P. O. Box 1507, Dept E.
Show Low, AZ 85902

CIRCLE 282 ON FREE INFORMATION CARD

LIQUIDATING WAY Below Cost

All 6 PCS \$25! **AMERICAN BUSINESS** FOLLOW PAGES
as Low as \$49!
1095 Publisher
320 Publisher
Parts Sources
Industry Insider's
Best Kept SECRETS
Huge 10 lbs
Lowest Prices Ever!

Shop the way the Pro's do Use Their Tools!

Find Distributors, Manufacturers and Service providers for Products, Services or ANY Component Parts Imaginable from USA & Canada. Sources for Everything from Gears to Semiconductors to Foreign Assembly Services. Find Products by Description or find ANY Company in the Electronics Industry. Consists of (2vol) Chilton's EITD, (3vol) Springs Technical's EPGD & (1 cd) American Business CD.

- \$25 ALL 6 Pcs Current Back issues
- \$55 98 Single Edition EITD (Chilton)
- \$117 98 3 Edition EPGD (Springs Tech)
- \$120 98 American Buss CD

BIBLE of the IC INDUSTRY

The Best IC Reference Published. Nothing Else like it in the World! 100,000 ICs of EVERY KIND & Every Manufacturer. Specifications, Selected Data Sheets, Every known Cross-reference, Alternate Sources, Manufacturer Profiles & Distributors. Perfect for Sales, Service, Engineering & Experimenters.

- \$49 3 Vol Back Issue of Current Production: ICs Perfect for Service & Moderate Design Work \$55 Above if Purchased Alone
- \$129 \$195 97 Books For Advanced Design
- \$159 \$235 97 CD Rom (other editions may be available)
- \$185 \$195 98 Books
- \$199 \$235 98 CD Rom

Service Center Favorite
SEMICONDUCTOR CROSS REFERENCE & SPEC
Quarter Million Transistors, ICs & Diodes with REFEREE
A Specialist in "Hard to Cross House Numbers"
Easy, Powerful & Fast. The Most Comprehensive Software Sold. A selection yields Device Specifications & 75 to 250 Potential Replacements!

Replacement Numbers are Totally Global including Domestic, Asian, European, House Branded, as well as ECG, NTE, SK & GE. Displays Case Drawings, Lead Configuration & Pin-outs for many Devices. Coverage of Replacement Numbers is Vary Impressive. 7 Disk Set (17 Meg decompressed) For DOS, Win3.1 & 95 Latest Version 7.11 Includes Many Helpful Conversion Utilities, Tables & Formulas.
Includes: 4 HUGE Consumer Electronics Industry Directories
1- Consumer Electronics Parts Sources (Service) 2- Consumer Electronics Manufacturers 3- The Entire Computer Industry 4- Semiconductor Manufacturers
Perfect for Service, Engineering and Purchasing.

EEM Largest Component Parts Directory available. All the Major Parts Manufacturers display Entire Product Line Catalogs with Pictures & Data sheets. Cabinets, Transformers, Pots, Sams's, Resistors, Capacitors, Crystals, Coils, Connectors, Wire, Heat sinks, Switches, Fuses, Speakers, Displays, an Endless list! Makes parts scouring a snap. The 4 Volume (18 Lb) EEM Set shown is available on CD ROM ONLY.
SUPER BUY \$115 Publisher
\$88
eem 98
Windows

Bonus Largest Phone Directory Made
\$219 Select Phone
FREE in Sept 30
CHILLING Power What a Deal!
Business, 14 Million!
FREE alone \$29 '89
with any item
Bus, Municipal, & Residential
FREE alone \$39 '219
with REFEREE & ICs
All Cards & COD we don't sell semiconductors Sorry, NO catalog
Netcom 800-733-3733 ext 6300 516-826-1808 10-9 EST 7Days

CIRCLE 271 ON FREE INFORMATION CARD

CALL TOLL FREE
(800) 292-7711 orders only
Se Habla Español

C&S SALES
EXCELLENCE IN SERVICE

LOOK FOR OTHER
MONTHLY SPECIALS
ON OUR WEBSITE


XK-700 Digital / Analog Trainer

Elenco's newest advanced designed Digital / Analog Trainer is specially designed for school projects. It is built on a single PC board for maximum reliability. It includes 5 built-in power supplies, a function generator with continuously sine, triangular and square wave forms and a 1560 tie point breadboard area. Tools and meter shown optional. (Mounted in a professional tool case made of reinforced metal).

XK-700
Assembled and Tested
\$189.95

XK-700 - SEMI KIT
w/ Fully Assembled PC Board
\$174.95

XK-700K - Kit
\$159.95



Made In the USA

Digital Multimeter
Model M-1740

\$39.95
Free Holster

- 11 functions
- Freq to 20MHz
- Cap to 20m F
- AC/DC Voltage
- AC/DC Current
- Beeper
- Diode Test
- Transistor Test
- Meets UL-1244 safety specs



DIGITAL LCR METER
Model LCR-1810

\$99.95



- Capacitance .1pF to 20MF
- Inductance 1µH to 20H
- Resistance .01 to 2000M
- Temperature -20°C to 750°C
- DC Volts 0 - 20V
- Frequency up to 15MHz
- Diode/Audible Continuity Test
- Signal Output Function
- 3 1/2 Digit Display

15pc. VCR Service Tool Kit
Model TK-1400

- Inclined Base Screwdriver
- Eccentric Screwdriver
- 2mm & 3mm Fine Adjust Screwdriver
- VHS VCR Head Puller
- Retaining Ring Remover
- 3 Reversible Screwdrivers
- Spring Hook Tool
- Micro Screwdriver
- Hex Wrench Set

Special
\$24.95



Model M-6100

The M-6100 is Elenco's most sophisticated meter with almost every possible feature available. The M-6100 even has a computer interface for viewing and storing data on a personal computer. It comes complete with software, RS-232 cable, test leads and manual.

\$99.95



Model XP-581

4 Fully Regulated DC Power Supplies In One Unit
 4 DC voltages: 3 fixed - +5V @ 3A, +12V @ 1A, -12V @ 1A
 1 Variable - 2.5 - 20V @ 2A

\$89.95



Tektronix DMMs

For high performance digital multimeters that are accurate, reliable, and rugged, the DMM900 series extends the Tektronix line of already affordable DMMs. Twice the accuracy. Up to 10 times the resolution. And a full range of capabilities that span voltage, current, dual numeric display, 3 year warranty, and autorange capability. All backed by the reliability of the Tektronix brand.



912 \$179
914 \$229
916 \$275

Power Supply Kit

Model XP-720K

3 fully reg. DC supplies
 1.5VDC - 15VDC @ 1A
 -1.5VDC to -15VDC
 5VDC @ 3A
Plus
 6.3VAC @ 1A and
 12.6VAC C.T. @1A

\$54.95



Available assembled Model XP-720 \$84.95

Sweep Function Generator

with built-in Frequency counter

Model GF-8026

\$225

- Range .02Hz - 2MHz
- Sine, Square, Triangle, Pulse, Ramp
- Ext. counter 1Hz - 10MHz



Kit Corner

over 100 kits available

AK-700

\$15.95

Phone kit with training course
 4 Flashing neon lights
 See thru case



RADIO CONTROL CAR KIT

MODEL AK-870

- 7 functions
- Remote control included

\$24.95

No Soldering Required



Digital Capacitance Meter
Model CM-1555

\$48.95



- Capacitors from .1pF to 20M in F
- 3 1/2 Digit LCD
- Zero adjust
- special insertion jack
- 1/2% basic accuracy
- Tilt stand

Digital Audio Generator

with built-in Counter

SG-9300

- 10Hz - 1MHz
- Low Distortion
- Sine/Square waves
- Built-in 150MHz Frequency Counter

\$175



SG-9200 Analog/No counter \$119.95

Model AM/FM-108K
Transistor Radio Kit

with training course

\$29.95



Free Stand

35mm Camera Kit
 Learn all about photography
AK-540

\$14.95



No Soldering Required

SATELLITE FINDER
Model SF-01

- Aligns Satellite Dishes
- Range 950-2050MHz
- Compact Size
- Self Power Check



\$39.95

RF Generator

with Counter

Model SG-9500

\$225

- 100KHz - 150MHz
- Internal AM Mod of 1KHz
- RF Output 100MV - 35 MHz
- Audio Output 1KHz @ 1V rms



SG-9000 Analog/No counter \$119.95

WE WILL NOT BE UNDERSOLD C&S SALES, INC.

150 W. CARPENTER AVENUE
 WHEELING, IL 60090

FAX: (847) 541-9904 (847) 541-0710
 http://www.elenco.com/cs_sales/



15 DAY MONEY BACK GUARANTEE

FULL FACTORY WARRANTY

PRICES SUBJECT TO CHANGE WITHOUT NOTICE

Same Day
Shipping

C & S SALES
Your one stop source for
all your electronic needs!

CALL OR WRITE FOR OUR
NEW FREE 64 PAGE
CATALOG!
(800) 445-3201

Fluke Scopemeters



- 123 NEW \$950
- 92B \$1445
- 96B \$1635
- 97 \$1695
- 99B NEW \$2095
- 105B \$2495

**ALL FLUKE
PRODUCTS
ON SALE**

**B & K PRECISION
SCOPES**

20MHz DUAL-TRACE
Model 2120B - 2 Year Warranty

Special \$375
Model 2125A with delayed sweep
\$539.95



- 1mV/division sensitivity
- AUTONORM triggered sweep operation
- AC, TVH, TVV and line coupling
- Calibrated 19 step time-base with x10 magnifier
- Compact low-profile design

**Affordable Spectrum
Analyzers by B&K**



- 500MHz Series** BK2615A \$1250
BK2620A \$1675
- 150KHz to 500MHz
 - Dynamic Range 80dB(113dB with attenuation)
 - +20dB maximum input
 - 12.5 and 400KHz resolution bandwidth
 - 150KHz/hour stability
 - Built-in tracking generator(Model 2620A)
- 1.05GHz Series** BK2625A \$1925
BK2630A \$2595
- 150KHz to 1050MHz
 - Dynamic Range 80dB(113dB with attenuation)
 - AM & FM demod included
 - 20 and 400KHz resolution bandwidth
 - 150KHz/hour stability
 - Built-in tracking generator(Model 2630A)

PORTABLE SEMICONDUCTOR TESTER

B&K 510

\$199.00



- In or out-of-order circuit tests for transistor, FETs, SCRs and darlington.

**20MHz Sweep / Function
Generator with Freq Counter**
B&K 4040

- 0.2Hz to 20MHz
- AM & FM modulation
- Burst Operation
- External Frequency counter to 30MHz
- Linear and Log sweep



\$399

- 10MHz B&K 4017 \$309
- 5MHz B&K 4011 \$239

Quality Scopes by Elenco
Lowest Prices of the Year!



60MHz

DS-603 \$995

- Analog / Digital Storage
- 20MS/s Sampling Rate
- RS232 Output

S-1360 \$749

- Analog with Delayed Sweep
- Component Tester

100MHz

S-1390 \$895

- Analog w/ delayed sweep
- Dual Time Base
- TV Sync

Includes
Free Dust
Cover and
Probes



25/30MHz

DS-303 30MHz \$895

- Analog / Digital Storage
- 20MS/s Sampling Rate
- RS232 Output

DS-203 20MHz \$695

- Analog / Digital Storage

S-1330 \$439

- 25MHz Analog
- Delayed Sweep

S-1325 \$325

- 25MHz Analog
- TV Sync
- 1mV Sensitivity

**2 Year
Warranty**

Fluke Multimeter Specials



F-73III

\$115

List \$129



F-75II

\$129

List \$149



F-79II

\$175

List \$199



F-87

\$289

List \$335

B&K Precision Multimeter Specials



- Accurately measures capacitance, resistance and inductance.
- Measures dissipation factor of capacitors and Q of inductors.
- Simultaneously displays measured value and Q or dissipation factor.
- Displays the difference between measures and reference values.

Model 878

\$219.95



- 50,000 count
- 0.025% DCV
- 0.07% ohms
- Min/Max/Avg
- True RMS, AC, or AC+DC
- 100kHz AC response
- Capacitance to 50,000nF
- Frequency, duty cycle, pulse width
- dB across 1 to 10k

Model 5390

\$295.00

MX-9300

Four Functions in One Instrument

Features:

- One instrument with four test and measuring systems:
 - 1.3GHz Frequency Counter
 - 2MHz Sweep Function Generator
 - Digital Multimeter
 - Digital Triple Power Supply
- 0-30V @ 3A, 15V @ 1A, 5V @ 2A



\$459.95

GUARANTEED LOWEST PRICES

C&S SALES, INC.

150 W. CARPENTER AVENUE
WHEELING, IL 60090
FAX: (847) 541-9904 (847) 541-0710
http://www.elenco.com/cs_sales/



**15 DAY MONEY BACK
GUARANTEE**

FULL FACTORY WARRANTY
PRICES SUBJECT TO CHANGE WITHOUT NOTICE

UPS SHIPPING: 48 STATES 5%
OTHERS CALL FOR DETAILS
IL Residents add 8.25% Sales Tax


Any waveform you want!




Starting at
\$795
 Quantity 1
 Money back guarantee

- **Synthesized Signal Generator**
Clean sinewaves DC-20 MHz with .001% accuracy!
.1 Hz steps. DC Offset. RS232 remote control.
- **Arbitrary Waveform Generator**
40 Megasamples/Second. 32,768 points. 12 bit DAC
- **Function Generator**
Ramps, Triangles, Exponentials & more to 2 MHz!
- **Pulse Generator**
Digital waveforms with adjustable duty cycle

Telulex Inc. model SG-100




DC to 20 MHz linear and log sweeps



Int/Ext AM, SSB, Dualtone Gen.




Int/Ext FM, PM, BPSK, Burst



Ramps, Triangles, Exponentials




Pulse Generator



Noise



Arbitrary Waveforms



Unlimited Possibilities!

Telulex Inc.

2455 Old Middlefield Way S Tel (650) 938-0240 <http://www.Telulex.com>
 Mountain View, CA 94043 Fax (650) 938-0241 Email: sales@Telulex.com
 CIRCLE 311 ON FREE INFORMATION CARD

2539 W. 237th Street, Bldg. F, Torrance, CA 90505
 Order desk only: USA: (800) 872-8878 CA: (800) 223-9977
 L.A. & Technical Info: (310) 784-5488 Fax: (310) 784-7590
 OEM INQUIRIES WELCOME

TIMELINE INC.
 Over 12 years and 30,000 customers and still growing

Minimum Order: \$20.00. Minimum shipping and handling charge \$5.00. We accept cashiers checks, MC, or VISA. No personal checks or COD's. CA residents add 8.25% sales tax. We are not responsible for typographical errors. All merchandise subject to prior sale. Phone orders welcome. Foreign orders require special handling. Prices subject to change without notice. 20% restocking fee for returned orders.

LIQUID CRYSTAL DISPLAYS

240x64 dot LCD with built-in controller.
 AND 4021ST-EO. Unit is EL back-lit. \$59.⁰⁰ or 2 for \$109.⁰⁰ or
 OPTREX. DMF5005 (non back-lit) \$49.⁰⁰ or 2 for \$89.⁰⁰
 20 character x 8 line 7/8L x 2 1/2H The built-in controller allows you to do text and graphics.

Alphanumeric—parallel interface

16x1 (lg. char.)	\$7.00	20x2	\$10.00	32x2	\$8.00
16x1 (lg. char.)	\$10.00	20x4	\$15.00	40x1	\$8.00
16x2	\$7.00	20x4 (lg. char.)	\$10.00	40x2	2 for \$20.00
16x2 (lg. char.)	\$10.00	24x2	\$10.00	40x4	\$20.00
16x4	\$15.00	32x4	\$10.00	4x2	\$5.00

5V power required • Built-in C-MOS LCD driver & controller • Easy "microprocessor" interface • 98 ASCII character generator • Certain models are backlit, call for more info.

Graphics and alphanumeric—serial interface

size	Mfr.	price	size	Mfr.	price
640x480 (backlit)	Epson	\$25.00	480x128	Hitachi	\$10.00
640x400 (backlit)	Panasonic	\$20.00	256x128	Epson	\$20.00
640x200	Toshiba	\$15.00	240x128 (backlit)	Optrex	\$20.00
480x128 (backlit)	ALPS	\$10.00	240x64	Epson	\$15.00
			160x128	Optrex	\$15.00

6" VGA LCD 640X480, Sanyo LMDK55-22 \$25⁰⁰

MONITORS

Non-Enclosed TTL

Comes with pinout. 12V at 1.4 Amp input • Horizontal frequency 15KHz • Ability to do 40 and 80 column.
5 inch Amber \$25.00 • 7 inch Amber \$25.00
9 inch Amber or Green \$25.00

5" COLOR MONITOR \$39.⁰⁰

- Flat Facplate • 320 x 200 Dot Resolution • CGA & Hercules Compatible
- 12 VDC Operation • 15.75 KHz Horiz. Freq. • 60 Hz Vert. Sync. Freq.
- Open Frame Construction • Standard Interface Connector • Degaussing Coil included • Mfr. Samtron

2 for \$69⁰⁰

9" COLOR SVGA MONITOR \$249.⁰⁰ Fully Enclosed - Tilt and swivel type.

POS & BAR CODE

MAGNETIC CARD READER \$25.⁰⁰

Includes: • 20 character dot matrix display with full alpha-numeric capability • keypad with full alpha-numeric entry • separate 7.5 VDC/0.5 Amp power supply • standard telephone interface extension cord • lithium battery and flat-cone speaker.

HP bar code wand (HBCS 2300) \$25.00

HACKER CORNER

EMBEDDED 486 COMPUTER \$99.⁰⁰

Complete enhanced Intel 486SX-33 based computer in ultra small (9-7/8L x 6-5/8W x 3-1/8H) case. Ideal for embedded operations or as a second computer. Features include: • One 16 bit ISA slot • 3 serial ports plus dedicated printer port • Parallel optical coupled adapter port • Built in IBM PC/AT keyboard port • On board VGA video and port • Uses standard SIMM up to 32 MB • BIOS is PC/AT compatible

Unit has a backup Ni-Cd battery system in case of power failure (5 min. backup time) and lockable front cover to prevent floppy drive access. Mounting / interface provisions for standard 3.5" laptop floppy and 2.5 inch hard drives. Comes with very comprehensive manual.

SONY Miniature Color LCD Display (LCX00SBKB) \$29.⁰⁰

• 1.4 CM (0.55 inch) Diagonal Full Color Display • Built in Horizontal and Vertical Drivers • Delta Dot Pattern for High Picture Quality • 537 dots (H) x 222 dots (V) • Compatible with NTSC & PAL Format and Sync Inputs • 12 VDC Operation with -1 to +17 V RGB Signal and Driver Input Voltage • Excellent Display for Virtual Reality Projects, Viewfinders, and Miniature Test Equipment Displays • Pin Outs and Specification Included • Unit Requires Clock, Synchronization and Video

CELL SITE TRANSCEIVER \$49.⁰⁰ 2 for \$99.⁰⁰

These transceivers were designed for operation in an AMPS (Advanced Mobile Phone Service) cell site. The 20 MHz bandwidth of the transceiver allows it to operate on all 666 channels allocated. The transmit channels are 870.030-889.980 MHz with the receive channels 45 MHz below those frequencies. A digital synthesizer is utilized to generate the selected frequency. Each unit contains two independent receivers to demodulate voice and data with a Receive Signal Strength Indicator (RSSI) circuit to select the one with the best signal strength. The transmitter provides a 1.5 watt modulated signal to drive an external power amplifier. Channel selection is accomplished with a 10 bit binary input via a connector on the back panel. Other interface requirements for operation are 26 VDC (unregulated) and an 18.990 MHz reference frequency for the digital synthesizer. The units contain independent boards for receivers, exciter, synthesizer, tunable front end, and interface assembly (which includes power supplies and voltage-controlled oscillator). Service manual, schematics and circuit descriptions included.

LASER PRODUCTS

HeNe Laser Head (10mW max. output) TEMOO, 15.5" long MFG: NEC \$89.⁰⁰

Laser Power Supply (for HeNe tube) \$79.⁰⁰

LASER SCANNER ASSEMBLY \$19.⁰⁰

Assembly intended for a laser printer. Includes laser diode, polygon motor (6 sided) and misc. optics and lenses.

LASER DIODE (5mW) with collimator \$20.⁰⁰

VISIBLE LASER DIODE: 5mw at 670nm \$15.⁰⁰

Index guided. Threshold current 40 ma typical.

3 and 4mW, 1,300nm LASER DIODES, 5.6mm package, \$15.⁰⁰
Mitsubishi Electric part number ML701BIR-E21A, General spots are:

1. Vop=1.25, Beam Divergence 25.6° x 28.6°; 2. Tc=24°C, Iop=19 to 20mA, ITH=10.7mA;
3. Wavelength range between 1.280nm and 1.330 nm

POLYGON MOTOR UNIT & DRIVER \$69.⁰⁰

Ten-sided first surface mirror mounted on an armature that spins at 125 revolutions per second yielding a beam sweep rate of 1250 sweeps per second. The driver for the polygon unit requires 24 volts and plus and minus 12 volts to operate. There is also an f-theta lens in front of the polygon scanning mechanism with a three inch diameter. Great for optical experiments, etc. Very high quality units. (MFR: JAPAN ELECTRONICS)

CIRCLE 275 ON FREE INFORMATION CARD

ALL ELECTRONICS

C O R P O R A T I O N


QUALITY PARTS

FAST SHIPPING

DISCOUNT PRICING

CALL, WRITE, FAX
or E-MAIL For A
Free 96 Page
CATALOG.
Outside the U.S.A.
send \$3.00 postage.

Special Low Price! AA NICKEL-CADMIUM RECHARGEABLE BATTERY

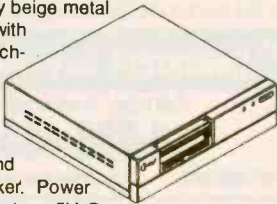
Motorola
0.56" dia. X 1.97" long 
CAT# NCB-AA

\$1.25
each

10 for \$11.00
100 for \$100.00

Incredible Deal !! METAL ENCLOSURE WITH POWER SUPPLY AND FAN

High-quality beige metal enclosure with built-in switching power supply, 60mm square fan (12 Vdc) and 2.25" speaker. Power supply outputs: +5V @ 6A, +12V @ 1A, -5V @ 0.1A, -12V @ 0.3A. On-off push switch, speaker and LEDs in front panel. Rear panel has IEC power receptacle and cutouts for other connectors. Exterior dimensions: 12" x 12" x 2.5". Front panel has a cutout for a 1/2 height drive. Vents in sides and rear. Plastic front panel with AT&T logo. Includes stick-on rubber feet and ribbon cable w/ 40 pin connectors.



CAT # MB-68

\$11.00
each

Great Price! "EAR BUD" STEREO EARPHONES

Miniature "in-ear" ear-phones for use with most portable CD, radio and tape players. Gold-plated 3.5 mm stereo phone plug. 32 ohm impedance.

Large Quantity Available

CAT #HP-6

85¢ each

10 for \$7.50
100 for \$50.00



UV Blacklight

New black-light lamps designed by Avon Cosmetics to highlight dry skin. They have a built-in timer that shuts-off the lamp after approximately one minute. Ideal for lighting fluorescence in black-light posters, gemstones, hand stamps and US currency. 5" lamp, F4T5BLB, is housed in a light-weight plastic case. 7" x 3.25" x 2.3" high. Powered by a 12 Vdc, 500 ma wall transformer (included). Individually boxed.



CAT# UVL-1

\$10.00
each

F4T5-BLB. Replacement lamp for fixture above. CAT # BLB-5 \$3.00 ea.

HEAVY DUTY LIGHTER CORD

Cigarette lighter plug with replaceable 3AG fuse. 2.1 mm, center positive co-ax power plug on other end. 5' black SPT-2 cable. Good quality assembly. Large quantity available.



CAT# CLP-39

\$1.25
each

10 for \$9.00
500 for \$425.00 (85¢)
1000 for \$700.00 (70¢)

Filtered Modular Jack

Corcom # RJ11B-4L-B "Signal Sentry™" 4 pin, RJ-11 modular jack with built-in ferrite block for inductive filtering. Fits the same space as non-shielded jacks. 0.52" x 0.8" x 0.59" high. UL, CSA. Large quantity available.



CAT # MT-4F

\$1.25
each

10 for \$10.00 • 100 for \$85.00

RED Ultrabright LED

PAINFULLY BRIGHT RED LED
2500 to 4000 mcd @ 20 ma. These T 1 3/4 (5 mm diameter) red LEDs are significantly brighter than conventional LEDs. At close range, they are painful to look at. They are great for attention getting displays that can be seen from a distance. Water clear in off-state.



CAT # LED-42

2 for \$1.20

10 for \$5.00
100 for \$45.00
1000 for \$400.00

5 Vdc D.P.D.T. DIP RELAY

NAIS # DS2Y-S-DC5V
5 Vdc, 130 ohm coil. DPDT contacts rated 1 Amp @ 30 Vdc, 0.3 Amp @ 125 Vac. 0.79" x 0.4" x 0.4". UL, CSA.



CAT # RLY-338

\$1.00
each

100 for \$75.00
500 for \$300.00
1000 for \$500.00

1" SPEAKER WITH POLYPROPYLENE CONE

8 ohm, 0.1 watt speaker with clear polypropylene cone. Only 0.15" thick. Good sound quality for its size. Large quantity available.



CAT # SK-218

\$1.00
each

10 for \$8.50
100 for \$70.00
1000 for \$500.00

"HI-8" Video Cassette

SONY HI-8 Top quality, metal particle 120 minute video cassettes. Used for a short time, then bulk-erased. Each cassette has its own plastic storage box.



CAT # VCU-8

\$3.00
each

10 for \$28.00 • 100 for \$250.00

ORDER TOLL FREE

1-800-826-5432

MAIL ORDERS TO:
ALL ELECTRONICS CORP.
P.O. BOX 567
VAN NUYS, CA 91408-0567

FAX (818) 781-2653 • INFO (818) 904-0524
INTERNET <http://www.allcorp.com/>
E-MAIL allcorp@allcorp.com



NO MINIMUM ORDER • All Orders Can Be Charged to Visa, Mastercard, American Express or Discover • Checks and Money Orders Accepted by Mail • Orders Delivered in the State of California must include California State Sales Tax • NO C.O.D. • Shipping and Handling \$5.00 for the 48 Continental United States - ALL OTHERS including Alaska, Hawaii, P.R. and Canada Must Pay Full Shipping • Quantities Limited • Prices Subject to change without notice.

MANUFACTURERS - We Purchase EXCESS INVENTORIES... Call, Write, E-MAIL or Fax YOUR LIST.

EARN MORE MONEY!

Be an FCC LICENSED ELECTRONIC TECHNICIAN!



No costly school. No commuting to class. The Original Home-Study course prepares you for the "FCC Commercial Radiotelephone License." This valuable license is your professional "ticket" to thousands of exciting jobs in Communications, Radio-TV, Microwave, Maritime, Radar, Avionics and more...even start your own business! You don't need a college degree to qualify, but you do need an FCC License.

No Need to Quit Your Job or Go To School
This proven course is easy, fast and low cost! **GUARANTEED PASS**—You get your FCC License or money refunded. **Send for FREE facts now. MAIL COUPON TODAY!**

Or, Call 1-800-932-4268 Ext. 210

COMMAND PRODUCTIONS

FCC LICENSE TRAINING, Dept. 210
P.O. Box 2824, San Francisco, CA 94126
Please rush FREE details immediately!

NAME _____
ADDRESS _____
CITY _____ STATE _____ ZIP _____

Digital Power Meter



Measures
Watts
& Watt-hours
(kW-hr)

Simple to use.
Plug the Power Meter into any AC outlet, and plug the appliance to be measured into the Power Meter. That's it!

- Measure REAL ("true") power 1 to 1850 Watts
- Measure Power used, 1 Watt-hour to 9999 kilo-Watt-hr
- Measure power cost (\$), just enter cost per kilo-Watt-hr
- Microprocessor based circuitry
- 16 character LCD display • 4 button keypad
- Digital processing handles any AC waveform, any power factor
- Lifetime Warranty!

Custom applications available • Dealer inquires welcome

Performs the same functions as instruments costing \$500-\$1000!
No other instrument on the market even comes close for this price!!

Only \$149.⁹⁵ Delivered! MC/Visa/MO/Check

Brand Electronics,
421 Hilton Rd.
Whitefield, ME 04353
For information only, call 1-207-549-3401

Call today! To order, call toll free, 24 Hrs.

1-888-433-6600

<http://www.mint.net/~ebrand/>

RF Data Modules

- ERP 0.25mW into 50Ω
- 3V(F), 5V(F) or 6-12V(A)
- 418 or 433.9Mhz FM
- simply add antenna, data, power
- Range up to 200m
- Analog or digital data i/p
- SAW controlled - stability
- 10 x 30 x 5mm



TXM-4xx-A \$24.50
TXM-4xx-F..... \$25.80

- Only 21 x 47 x 5mm
- 13mA; 130μA on power save (100:1)
- Carrier detect o/p
- 418 or 433.9MHz FM Superhet.
- SAW controlled - stability
- Analog or digital o/p
- Wide supply range 4.5-9V (A/F ver.)
- Fast enable time <3ms



SILRX-4xx-A \$39.38
SILRX-4xx-F..... \$41.92

- Only 23 x 33 x 11mm
- Up to 40,000bps of balanced code
- Up to 170m range.
- 5V operation
- 418 or 433MHz FM
- Direct interface to 5V CMOS logic
- Fast 1ms enable from power saving



BIM-4xx-F..... \$87.36

- 3 wire RS232 interface
- Up to 38400 bps
- 418 or 433MHz FM. 7.5-15Vdc
- TX/RX LED indication
- Up to 150m range



CYPHERNET-RS232 \$139.30



ABACOM
TECHNOLOGIES

Free Catalog

Tel: (416) 236 3858

FaxBack: (416) 231 9681

Fax: (416) 236 8866

32 Blair Athol Cres, Etobicoke, ON, M9A 1X5, Canada

MasterCard / Visa

"I earned \$1,000 on just 12 VCR repairs in one week"

A true statement by Paul B.* of San Pedro, California

How to cash in on skyrocketing field of VCR repair!

You too can earn up to \$85 an hour, pocket \$200 a day, double your income...in the high-profit field of VCR repair...part-time or full time. There are over 77 million VCR's currently in use in America today - a lot of business out there just waiting for you!

Here is a once-in-a-lifetime opportunity to go into a booming business of your own, make really big money starting right away, be your own boss and enjoy financial freedom and security.

It's easy to learn VCR cleaning, maintenance and repair at home in just a few short weeks through Foley-Belsaw's unique method which emphasizes the mechanics involved in 90% of all repairs, without dwelling on all the unnecessary basic electronics. This exclusive practical hands-on course was developed and proven over a long period of time in an actual VCR repair shop. It combines simple step-by-step lessons with easy-to-follow video cassette guidance. No special experience or electronics background is necessary. Just average mechanical aptitude and the ability to follow simple A-B-C repair procedures that are clearly outlined for you. And when you complete the course you will receive the School's official diploma attesting to your expertise.

Send coupon today for FREE Fact Kit. No obligation.

Don't miss out on this opportunity to give your income a tremendous boost. Send in the coupon NOW. Get all the facts and study them in the privacy of your own home. There's absolutely no obligation and no salesmen will call on you. So don't delay. Mail the coupon today!

"I started 3 months ago, now earn over \$900 a week."
D.K., New York, NY

"Took In over \$3,200 in the past 10 days!"
H.H., Denver, CO

"Doubled my Income within 6 weeks."
R.B., Bakersfield, CA

*Last name withheld by request.



PC PLACE

MAIL TODAY FOR FREE INFORMATION PACKAGE

**Foley-Belsaw Institute,
6301 Equitable Road
Kansas City, MO 64120-1395**



CHECK ONE BOX ONLY FOR FREE INFORMATION KIT!

- YES**, without obligation send me information on how I can learn at home to become a VCR technician. 62843
- | | |
|--|--|
| <input type="checkbox"/> Computer Repair 64745 | <input type="checkbox"/> TV/Satellite Dish 31614 |
| <input type="checkbox"/> Computer Programmer 35561 | <input type="checkbox"/> Electrician 95421 |
| <input type="checkbox"/> Networking Specialist 39371 | <input type="checkbox"/> Computer Specialist 38384 |

Name _____

Address _____

City _____ State _____ Zip _____

October 1998, Electronics Now

81

386 MINI-PC \$83

1K PRICE
EVAL \$295
8088 \$27



- includes:
- 5 Serial, 3 Parallel (32bit max)
 - Up to 8 meg ROM (27C080)
 - 32k RAM exp. to 64Mbyte
 - Battery backed RT Clock
 - LCD and Keyboard ports
 - IRQ x15, DMA x2, TIMER x4
 - On-board LED display
 - Industry Standard PC Bus

Perfect when a full-size PC is too large, expensive, or power hungry. A fully functional single board computer, needs only program and power source. Runs DOS / WINDOWS. Use Turbo C, BASIC, MASM. All utilities to do this included.

A to D D to A CONVERTERS

For PC or SBC
8,12,16 bit resolution
up to 24 channels
starting at \$21 OEM (1k)
eval kit \$75

\$95 UNIVERSAL PROGRAMMER



FLASH, EEPROM, NVRAM, EPROM
up to 8 meg (27C64-080). Adapters for
micros, PLCC, etc. Parallel port version
for notebook. FAST AND EASY TO USE.

LOW COST... LOW POWER...

LOW RISC! \$1.99

QTY 1K PRICE
EVAL KIT 7.00

LOWER COST, FASTER, EASIER TO PROGRAM SINGLE CHIP COMPUTER

COMPARE:	16C54	MV1200	PINOUT:		
OEM (1K) PRICE	\$2.57	\$1.99	RESET	1	20 VCC
RS232 PROGRAM DOWNLOAD	NO	YES	PD0	2	19 PB7
SINGLE CHIP OPERATION	NO	YES	PD1	3	18 PB6
BUILT-IN BASIC	NO	YES	PD1	3	18 PB6
EEPROM DATA MEMORY	NONE	64	XOUT	4	17 PB5
PROGRAM MEMORY	768 OTP	1K FLASH	XIN	5	16 PB4
MATH REGISTERS	1	32	PD2/INT	6	15 PB3
MAX INSTRUCTIONS / SEC	5M	20M	PD3	7	14 PB2
MAX COUNTER BITS	16	18	PD4/TMR	8	13 PB1/AD1
INPUT / OUTPUT BITS	12	15	PD5	9	12 PB0/AD0
A TO D COMPARATOR	NO	YES	GND	10	11 PD6
HARDWARE INTERRUPTS	NONE	3			

- LONG WORD INSTRUCTION - FRIENDLY SYMMETRIC ARCHITECTURE -



PC SOLID STATE DISK

\$21 OEM (1k) eval kit 75.00
FLASH / RAM / EPROM
256K-16M PCMCIA/DIPS

No More Hangups... PC WATCHDOG!

Reboots PC OEM \$21 EVAL \$75

VGA LCD



640x480 controller for PC or SBC
\$27 oem \$95 eval
combo LCD/CRT
version available

visit our web site: www.star.net/people/~mvs

MVS BOX 850
MERRIMACK, NH 03054
(508) 792-9507



5yr Limited Warranty
Free Shipping
Hrs: Mon-Fri 10-6 EST

PIC'n Books

LEARN ABOUT PIC16/17 MICROCONTROLLERS

EASY PIC'n Beginner

- Programming techniques
Instruction set
Addressing modes
Bit manipulation
Subroutines
Sequencing
Lookup tables
Interrupts
- Using a text editor -
source code
- Using an assembler
- Timing and counting
- Interfacing - I/O conversion
- Lots of examples
\$29.95

PIC'n Up The Pace Intermediate

- Serial communication
PIC16 to peripheral chips
PIC16 to PIC16
- Serial EEPROMS
- LCD interface
- Scanning keypads
- D/A conversion
- Sensors - analog voltage
output
- A/D conversion
- Math routines
- Decimal interface
- PIC16F84 EEPROM data
memory
- Lots of circuits and code
\$34.95


+ \$4 s/h in US for one book, \$5 both books
VISA, MC, AMEX, MO, Check
CA residents please add 7.25% CA sales tax
PIC is a trademark of Microchip Technology Inc.

SQUARE 1 ELECTRONICS

P.O. Box 501, Kelseyville, CA 95451
Voice (707) 279-8881 FAX (707) 279-8883
Web Site: <http://www.sq-1.com>
E-Mail sqone@pacific.net

Learn MICROCONTROLLERS EMBEDDED SYSTEMS and PROGRAMMING...

...with the AES learning system/
embedded control system.
Extensive manuals guide you
through your development
project. All programming and
hardware details explained.
Complete schematics. Learn to
program the LCD, keypad digital,
analog, and serial I/O. for your applications.



THREE MODELS AVAILABLE. Choose from an
Intel 8051, Intel 8088, or Motorola 68HC11
based system. All models come with:

- 32K Byte ROM, 32K Byte RAM • 2 by 16 Liquid Crystal Display • 4
by 5 Keypad • Digital, Analog, and Serial I/O • Interrupts, timers, chip-
selects • 26 pin expansion connector • Built-in Logic Probe • Power
Supply (can also be battery operated) • Powerful ROM MONITOR to
help you program • Connects to your PC for programming or data
logging (cable included) • Assembly, BASIC, and C programming
(varies with model) • Program disks with Cross Assembler and many,
well documented, program examples • User's Manuals: cover all details
(over 500 pages) • Completely assembled and ready to use • Source
code for all drivers and MONITOR • Optional Text Book

Everything you need. From \$279.
Money Back Guarantee

Call for Free Info Pack, or see
WEB at <http://www.aesmicro.com>
714-550-8094, FAX 714-550-9941



Call 1-800-730-3232

AES 575 ANTON BLVD., SUITE 300, COSTA MESA, CA 92626, USA

Electronic CAD for Windows

Professional Windows EDA tools at an affordable price with powerful features to make designing faster. WinBoard PCB layout delivers sophisticated interactive routing for complex designs, plus it has the tools needed for high-speed circuits, analog, RF and SMT designs.

WinDraft® Schematics

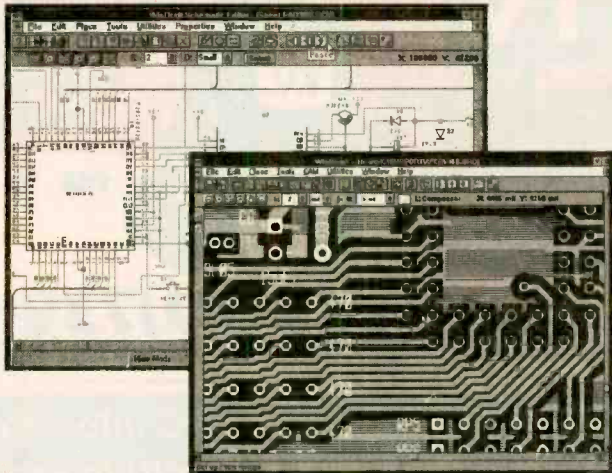
- ◆ Use True-Type fonts. Quickly copy and paste into other applications.
- ◆ Supports hierarchical designs, electrical rules checking, Annotation & Bill of Materials.
- ◆ Thousands of library parts and symbol editor included.

WinBoard™ PCB layout

- ◆ Supports 16 layers, multiple copper pours, and advanced features for RF designs.
- ◆ SMD & through hole library with on-line graphical editor.
- ◆ CAM outputs include BOM, in-circuit test, NC Drill, Gerber, Pick & Place, & Advanced Design Rule Checking (DRC).

With our unique *pin capacity* versions you only pay for what you need. You choose the base configuration to suit your needs today, and expand that configuration to handle increased pin capacity as your design requirements change.

WinDraft 2.0 Available Now



\$ 250 WinDraft or WinBoard - P650
\$ 495 WinDraft or WinBoard - unlimited

\$ 895 WinBoard P650 with CCT
 Specetra® autorouter.

Thousands of satisfied customers are using this new generation of powerful and affordable Windows EDA tools from Ivex. Your satisfaction is guaranteed!

World Wide Web: <http://www.ivex.com>

Information and free evaluation version is available on the Ivex WW Web, FTP and BBS.

Tel: (503) 531-3555
Fax: (503) 629-4907
BBS: (503) 645-0576



Ivex Design International. 15232 NW Greenbrier Parkway. Beaverton, Oregon 97006. USA.

ADV2_1

CIRCLE 319 ON FREE INFORMATION CARD

PC
PLACE

Precious Life

Not too many years ago, this nurse was a patient at St. Jude Children's Research Hospital. She fought a tough battle with childhood cancer. And won.

Until every child can be saved, our scientists and doctors must continue their research.

To find out how you can help, call 1-800-877-5833.



**ST. JUDE CHILDREN'S
 RESEARCH HOSPITAL**
 Danny Thomas, Founder

Hexapod Walker Kit \$150.00 Plus S&H



You can build this Hexapod Robot

This easy to build robot really walks using an alternating tripod gait. It can walk forward, reverse, and turn on a dime, left or right. With a payload of more than 12 oz., this robot is a real workhorse. The robot is programmed using simple BASIC instructions. It makes an excellent foundation for many simple and advanced robot experiments. The kit includes all the hardware, structural components, Hitec servos, First Step Micro kit, software, and an illustrated assembly manual. The Lynxmotion Hexapod Walker is a lot of fun to build and even more fun to operate.

We have many more cool robots, check out our web page or ask for our free catalog!

Lynxmotion, Inc.
 104 Partridge Road
 Pekin, IL 61554-1403
www.lynxmotion.com



Tel: 309-382-1816
 Fax: 309-382-1254
sales@lynxmotion.com
tech@lynxmotion.com



Shown with the IRPD, no contact obstacle detector.

October 1998, Electronics Now

83

Interactive catalog: www.tokview.com

TV

**Cable
CONVERTERS
&
EQUIPMENT**

NYE Electronics



- * 30 days money back guarantee
- * 1 yr warranty
- * Quantity Discounts
- * Dealers Welcome!

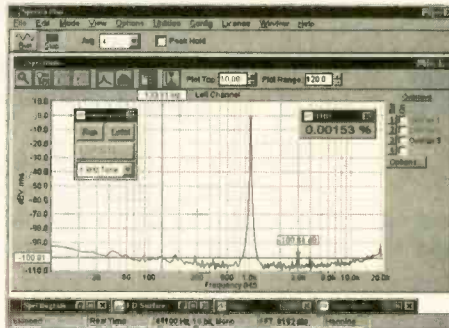
VISA MC AMEX C.O.D.

(800)739-2253

Turn Your Multimedia PC into a Powerful Real-Time Audio Spectrum Analyzer

Features

- 20 kHz real-time bandwidth
- Fast 32 bit executable
- Dual channel analysis
- High Resolution FFT
- Octave Analysis
- Distortion measurements
- Signal Generation
- Triggering, Decimation
- Transfer Functions, Coherence
- Time Series, Spectrum Phase, and 3-D Surface plots
- Real-Time Recording and Post-Processing modes



Applications

- Distortion Analysis
- Frequency Response Testing
- Acoustic Research

System Requirements

- 486 CPU or greater
- 8 MB RAM minimum
- Win. 95, NT, or Win. 3.1 + Win.32s
- Mouse and Math coprocessor

Priced from \$495

(U.S. sales only – not for export/resale)

DOWNLOAD FREE 30 DAY TRIAL!

www.spectraplus.com

PHS Pioneer Hill Software
24460 Mason Rd
Poulsbo, WA 98370
a subsidiary of Sound Technology, Inc.



Spectra Plus
FFT Spectral Analysis System

Sales: (360) 697-3472

Fax: (360) 697-7717

e-mail: pioneer@telebyte.com

Since 1965, we've worked to make sure all children have the opportunity to learn valuable lessons during the years when it's easiest for them to learn.

To find out how you can help, call your local Head Start.



Nurture the future
BE A HEAD START VOLUNTEER



HI-TECH SURVEILLANCE

Pinhole Cameras, Recording Devices, Bug Detectors, Lasers, Lockpicks, Pen Knives, Tracking Devices, Wireless Mics, Books/Videos, plus much more!!!!

FOR CATALOG - SEND \$5.00 TO:

Spy Way

P.O. Box 61805, Jax, FL 32236

CONTROL YOUR WORLD

32K HC11
ModCon

Low Cost Microcontroller boards & kits + Applications

ZORIN <http://ZORINco.com>
or call (206) 282-6061

PROGRAMMERS OVER 50 MODELS

ADVANTECH EETOOLS NEEDHAM'S DATA VO ICE TECHNOLOGY HILO SYSTEM GENERAL CHROMA MODULAR CIRCUIT TECHNOLOGY XELTEK



- | | | | | | |
|--------------------------|-----------------------|-------------------------|---------------------|----------------------|------------------------|
| PROMAX | EMP-20 | MEGAMAX | MEGAMAX4 | SIMM/SIP TESTER | EMUPA |
| CALL ADVANTECH LABTOOL | 629 ICE TECH MICROV | 650 EETOOLS ALLMAX + | 409 EETOOLS MEGAMAX | 509 EETOOLS MEGAMAX4 | 369 XELTEK SUPERPRO II |
| 599 EETOOLS SIMMAX | 795 CHROMA SIMM/SIP | 359 MOD-MCT-EMUPA/R | 279 MOD-MCT-EMUP/R | 49 EPROM 1G TO 512K | 69 EPROM 1G TO 1MEG |
| 409 XELTEK SUPERPRO II P | 249 XELTEK SUPERPRO L | 165 XELTEK ROMMASTER II | 479 MOD-MCT-EMUPA | 739 STAG ORBIT-32 | 89 EPROM 1G TO 8MEG |
| | | | | | 129 EPROM 4G TO 8MEG |
| | | | | | 250 EPROM 8G TO 8MEG |



General Device Instruments

Sales 916-393-1655 Fax 916-393-4949 BBS 983-1234
Web www.generaldevice.com E-Mail icdevice@best.com

VIDEO SYNC GENERATOR



Restores Horizontal and Vertical Sync Lines from Distorted Video



Lost Sync

For Free Information Package and Pricing

Call 219-236-5776
www.south-bend.net/rcd

R.C. Distributing, P.O. Box 552, South Bend, IN 46624



Free Catalog w/order
a \$5.00 value
1-800-543-3568

Includes Cross-Reference for:

- * Video Heads * Camcorder Batteries
- * Telephone Batteries * Flybacks
- * PLUS: "NEW" Semiconductor

Cross-Reference Information
CONSOLIDATED
ELECTRONICS
705 Watervliet Ave
PO Box 20070
Dayton, OH 45420-0070

Visit us on the WEB!
<http://www.ceitron.com>

Check our web site for greater savings.
Low pricing now on-line!
e-mail: cei@ceitron.com

EPROM+

The Professionals Choice!

A rugged device programming system for bench and field

Uses parallel printer port!
Supports all standard parts!

Excellent, easy-to-use software!



IMPROVED!
New features,
more devices

- FIRST GENERATION EPROMS 2708, TMS2716*, 25XX
- SECOND GENERATION EPROMS (24, 28, 32 PIN) 2716 - 27C180 (8 MEG) *ADAPTER REQUIRED DIAGRAMS INCLUDED
- 16 BIT EPROMS* (40, 42 PIN) 27C1024 - 27C164 (16 MEG)
- FLASH EPROMS (28, 32 PIN) 28F, 29C, 29EE, 29F FAMILIES PLUS BOOT BLOCK DEVICES
- EEPROMS/NVRAMS (24, 28, 32 PIN) 28C04 - 28C010, X2210/12, ER5901, PLUS DALLAS 12XX
- SERIAL EPROMS* (8, 14 PIN) 17XX, 24XX, 25XX, 35XXX, 59XX, 85XX, 93XX, 95XX+ER1400
- BIPOLAR PROMS* (16 - 24 PIN) 74SXXX AND 825XXX FAMILIES
- MICROCONTROLLERS* (ALL FAMILIES) 874X, 875X, 87C5XX, 87C75X, 89C5X, 89CX051, 89SXXX, 90SXXX, 68705, 68711, PIC12CXXX - 16CXXX, 17C4X PLUS FLASH AND 14000
- READ, PROGRAM, COPY, COMPARE, FILE LOAD/SAVE (PLUS MUCH MORE!)
- FULL SCREEN EDITOR W/25 CMDS + BYTE/WORD MODES
- RUNS UNDER DOS, WIN3.1/95/98 AT ALL CPU SPEEDS
- SUPPORTS INTEL HEX, S-RECORD AND BINARY FILES
- MADE IN USA • 30 DAY MONEY BACK GUARANTEE

\$289

SYSTEM INCLUDES: PROGRAMMING UNIT, PRINTER \$5.00 SHIPPING • \$5.00 C.O.D. PORT CABLE, POWER PACK, SOFTWARE & MANUAL VISA • MASTERCARD • AMEX

ANDROMEDA RESEARCH, P.O. BOX 222, MILFORD, OH 45150
(513) 831-9708 FAX (513) 831-7562 website - www.arlabs.com

The World's Largest Source for Home Automation

- The Best & Most Comprehensive Home Automation Catalog in the Industry
- Best Customer Service & Technical Support

Thousands of hard-to-find automation, X-10 and wireless control products. Computer interfaces, software, development tools, lighting control, telephone systems, security systems, surveillance cameras, infrared audio/video control, home theater, touchscreen control, HVAC, pet care automation, wiring supplies, books and videos and much more!

FREE

144 page full color catalog!



World's Largest Selection!

Lowest Prices Guaranteed!

HOME AUTOMATION SYSTEMS, INC.

Questions: 714-708-0610 Fax: 714-708-0614

e-mail: catalog@smarthome.com

www.smarthome.com

Call for a **FREE** Catalog! 800-762-7846

800-SMART-HOME

Dealers/Resellers ask about our HASPRO Dealer Program 800-949-6255

Use Your PC to Monitor and Control Your Environment

PC Host Adapter



RS232 to 1-Wire™ protocol host adapter interface. Converts standard PC serial port to a 1-Wire™ network. All interface components are contained inside the DB9 shroud. The HA3 supports all Point Six Products.

- No external power required.
- Includes OneSix™ DDE Server Software
- Connects to 9 pin RS232 port on the PC.
- 2000+ Network and 200 1-Wire™ devices.
- Weight 0.5 lb.
- One-year warranty.

OneSix™ DDE Server



A software server driver for Windows® 95, 3.1 and 3.11 that allows easy interface of 1-Wire™ devices and Point Six products to applications via DDE links. This eliminates the need for low level device communication programming.

- Searches network, adds and auto configures all new devices found
- Copy and paste links to Office® products like Excel®, Word® and many other DDE capable applications.
- Works with HMI Interface software such as Wonderware®, LabView®, and TestPoint®.
- Includes complete help. • Includes an HA3 Host Adapter.
- Weight 0.5 lb. • One-year warranty.

1-Wire™ Probes



STP010

Our probe designs are based on 1-Wire™ protocol devices. All probes are multi-dropable and supported by OneSix™ DDE Server Software.

- Digital Data Output.
- Built-in multi-drop controllers. • All Data is CRC16 error checked.
- Unique device addressing.
- Calibration data stored in internal ROM memory.
- No external power required.
- Standard Temperature Range -30 to +182°F.
- Requires Host Adapter or existing network.
- Weight 1.0 lb. • One-year warranty.

Very Low Cost Per Point Temperature Monitoring

Item	Description	Price
HA3	Host Adapter	69.95
ONESIX	DDE Server Software Driver	69.95
T1SS	Single Channel Digital I/O Solid State Relay Backplane	29.95
STP010	Standard Temperature W/10' Lead	14.95
STP025	Standard Temperature W/25' Lead	16.95
PRP001	Pressure Probe 0-30 PSI Absolute	159.95
PHP001	pH Probe 0-14pH	159.95
HMP001	Humidity Probe 0 - 100% RH	159.95
FCP001	Force Probe 1500gm	179.95
DS1820	Digital Thermometer Chip	3.49

Two wire multi-drop network based on Dallas Semiconductor 1-Wire™ Protocol



<http://www.pointsix.com>

Example: 25 Digital Thermometer Chips, 1000ft Cat-5 Cable, HA3 Host Adapter, OneSix™ DDE Server Software Driver, and Windows® Monitoring Application all for less than \$10 per point.

Point Six, Inc. To Place An Order Contact Us At 138 E. Reynolds Road Lexington, KY 40517 Phone: 606-271-1744 FAX: 606-271-4695 E-Mail: sales@pointsix.com

CAD FILES TO CASH PILES

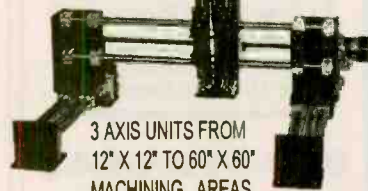


IMAGINE THE POSSIBILITIES!
ROUTE, MILL, DRILL, CARVE,
ENGRAVE, PAINT, ETC.
IN WOOD, PLASTIC, VINYL,
PC BOARD, & LIGHT METALS.

THE **ROBOPRO X50**
CNC ROBOTIC MACHINING SYSTEM
YOUR WISH IS ITS COMMAND!



STARTING AT
\$895.00



3 AXIS UNITS FROM
12" X 12" TO 60" X 60"
MACHINING AREAS

Visit us at
www.uscyberlab.com

U. S. CYBERLAB, INC., 14786 SLATE GAP RD., WEST FORK, AR 72774
VOICE (501) 839-8293 / 24 HR. FAX BACK (501) 839-8293

PC PLACE

October 1998, Electronics Now

ELECTRONIX EXPRESS

WELLER SOLDERING STATION - MODEL WLC 100

- Variable power control (5 to 40 watts)
- Replaceable heating element
- Quality light-weight pencil iron

\$36⁹⁵



DUAL-TRACE OSCILLOSCOPE

W/HIGH RESOLUTION, BLUE CRT
INCLUDES PROBES, POWER CORD
2 YEAR WARRANTY
Goldstar 5020
20MHZ **\$349⁰⁰**

INSTEK[®] FUNCTION GEN.

WITH INT/EXT
FREQ. COUNTER
MODEL 8016 **\$215⁰⁰**



SOLDERLESS BREADBOARD

830 tie points. MB102PLT
model features 3 binding posts
and aluminum backplate.



Part No. 1-9 10+
MB102 5.95 5.00
MB102PLT 8.95 8.00

SOLDERING IRON 3-WIRE

HIGH PERFORMANCE

#060501



\$5²⁵

SOLDERING IRON STAND

W/SPONGE
#060842



\$3⁵⁰

SCOPE PROBE 60 MHZ
SWITCHABLE X1, X10 **\$12⁹⁵**

DIGITAL MULTIMETER

WITH CAP/FREQUENCY/
TRANSISTOR TESTER
Model DM645 **\$34⁹⁵**

ALLIGATOR LEADS

SET OF 10 **\$2¹⁰**



SWITCHES

8 POS DIP 60¢ ea.
Mini Toggle SPDT 50¢ ea.



HELPING HAND

WITH
MAGNIFIER
#060836 **\$3⁵⁰**



RESISTOR KIT

1/4W 5% film. 5
pieces each of
73 values. 365
pieces total. **\$3⁹⁵**




1 LB. 60/40 Solder Roll .031" **\$5⁹⁵**

DESOLDER PUMP

W/TIP #060820 **\$3⁵⁰**

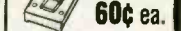
15 TURN POT

69¢ ea.



7 SEG. DISPLAY

60¢ ea.



Boums 3006P series. All standard values available.

MAN72 C.A Red 0.3"
MAN74 C.C Red 0.3"

PAD-234

DIGITAL/ANALOG TRAINER

Complete portable workstation. Variable and fixed power supplies, function generator, digital I/O, rugged design, high impact case.



Assembled **\$150⁰⁰** Kit **\$110⁰⁰**

HIGH QUALITY TOOLS

With Cushion Grips and Return Spring

Needle Nose Pliers **\$2⁹⁵**



Wire Stripper **\$1⁵⁰**



Diagonal Cutter **\$2⁹⁵**



POWER SUPPLIES


0-30 VDC, 0-3 Amp. Built-in current limiting, overload protected, constant voltage and current operation.



01PSGP4303A Analog Display **\$165.00**
01PSGP4303D Digital Display **189.00**

MOTION DETECTOR

\$2 ea. - 10 For \$15



LM555 10 Min.	22¢ ea.
LM741 10 Min.	27¢ ea.
74LS00 10 Min.	18¢ ea.
7805 Regulator 10 Min.	30¢ ea.
2N3904 10 Min.	6¢ ea.
PN2222 10 Min.	6¢ ea.
Red LED T 1 3/4 10 Min.	6¢ ea.
Green LED T 1 3/4 10 Min.	7¢ ea.
Yellow LED T 1 3/4 10 Min.	8¢ ea.
Photo Cell 10 Min.	65¢ ea.
100K Pot., 1" Shaft PC Mt. 10 Min.	15¢ ea.

FREE CATALOG

MORE
Low-Priced
Items In Our
FREE
216-Page Catalog

TERMS: Min. \$20 + shipping. School Purchase Orders, VISA/MC, Money Order, Prepaid. NO PERSONAL CHECKS, NO COD. NJ Residents: Add 6% Sales Tax.

In NJ: 732-381-8020
FAX: 732-381-1572

365 Blair Road • Avenel, NJ 07001-2293

800-972-2225

http://www.elexp.com
email: electronix@elexp.com

CIRCLE 323 ON FREE INFORMATION CARD

ELECTRONIC COMPONENTS



Visit our web site!
www.mouser.com

FREE catalog is available
on the internet, CD-ROM,
or in paper!

- Over 72,500 Products
- More than 145 Suppliers
- Same Day Shipping
- No Minimum Order

800-992-9943

817-483-6828 Fax: 817-483-0931
catalog@mouser.com

958 North Main St., Mansfield, TX 76063

TV Messenger Caller ID for TV!



TV Messenger provides:

- Convenience
- Uninterrupted TV viewing
- Callers' log
- Visual call indicator

Only \$89.95

- Ease of use
 - Security
- Not available
In stores!

Arrow Technologies
13341 A St., Omaha, NE 68144
1-888-554-2776

BEST DEALER PRICING!

CABLE DIRECT

CONVERTERS • FILTERS
DESCRAMBLERS

IMPROVE YOUR IMAGE WITH
VIDEO STABILIZERS

FREE
CABLE TV
CATALOG!

100%
MONEY BACK
GUARANTEE!



30 DAY
FREE
TRIAL!

Now you can tune-in your favorite
cable TV programming
and **SAVE \$100'S** -
EVEN \$1000'S on premium
CABLE TV EQUIPMENT.



**MODERN
ELECTRONICS**
1-800-906-6664

2609 S. 156TH CIRCLE • OMAHA, NE 68130
http://www.modernelectronics.com

CIRCLE 318 ON FREE INFORMATION CARD

VARIAC

Excellent for controlling & testing various electronic products such as, Motor, Transformer, Lighting Control, School Electronics Lab / **1000VA**



\$69.89

Qty. 3+

DIGITAL MULTIMETER

Basic Digital Multimeter with Transistor "hfe" and Continuity Test.



Qty. 3+

\$8.50

1-888-456-4517

Associated Elec. & Eng. Co./ AEEC
email: aeecprot@aol.com
website: www.internet-web.net/aec
PO Box 4766,
Santa Clara CA 95056

YOUR SUMMER SAVINGS

VIBRATING TRANSMITTER DETECTOR

DETECTS:

- Body Wires
- FM Wireless Mics
- AM Transmitters
- UHF Transmitters



AI-2100. . . \$140.00

TRVD-900

DETECTS:

- Body Wires • Transmitters
- Tape Recorders • Video Equipment



TRVD-900. . . \$395

BLACK BOX COLOR CAMERA



BX-985. \$195

SMOKE DETECTOR COLOR CAMERA



SD-985. \$275

COVERT COLOR VIDEO LAMP

- 380 (H) TV Lines
- 2 Lux Sensitivity
- Undetectable Lens



VL-985. . . \$395

AI-5500 COMPLETE SAFETY SYSTEM

DETECTS:

- All Phone Taps
- All Body Wires
- All Transmitters

DISRUPTS:

ALL TRANSMITTERS & BODY WIRES WITH ITS BUILT-IN WHITE NOISE SIGNAL BREAKER



\$350

WSS-300 COLOR WIRELESS SURVEILLANCE SYSTEM

FEATURES:

- FCC Approved 2.4GHz Transmitter / Receiver
- Radio w/ Built-In Color Camera / Transmitter
- 380 (H) TVL Resolution • Super Low 2 Lux
- 4-Channel Receiver • 300' Transmission

Note: Cassette Player Non-Functioning **\$595**



All 985 Series Color Cameras Feature: Superior Resolution - Over 380(H) TV Lines Super Low 2 Lux Sensitivity, 3.7mm Wide-Angle Lens. Built-In Backlight Compensation.

Items May Be Purchased by Credit Card, Certified Check, Money Order or C.O.D.

Source Code 810EN

AMERICAN INNOVATIONS, INC.

119 ROCKLAND CENTER - SUITE 315 • NANUET, NY 10954
VOICE: (914) 735-6127 • FAX: (914) 735-3560

HTTP://WWW.SPYSITE.COM • E-MAIL: AMERICAN@SPYSITE.COM

Sal's Ends 10.31.98

CIRCLE 329 ON FREE INFORMATION CARD

JENSEN

Supplement 98M

When you need the right tool... reach for the trusted name

A Tradition of Quality, Selection & Service Since 1954



Order Line: 800-426-1194 602-968-6231
24 Hour FAX: 800-366-9662 602-438-1690

24 Hour FaxBack: 602-968-6241 x271
Online Catalog: http://www.jensentools.com

Our NEW Jensen handheld digital meters . . .

join our lines of original Tool Kits, test instruments, specialty tools, diagnostic equipment, PC & LAN accessories and more. Electronic technicians trust the Jensen name for everything they need to build, troubleshoot and repair their electronic projects.

NEW

JTM



A full line of meters worthy of the Jensen name!

FREE Catalog
800-426-1194

Dept. 156

JENSEN TOOLS

7815 S. 46th Street, Phoenix, AZ 85044
Tel: 800-426-1194 or 602-968-6231
Fax: 800-366-9662 or 602-438-1690
E-Mail: jensen@stanleyworks.com
Online: http://www.jensentools.com

CIRCLE 330 ON FREE INFORMATION CARD

THE Ultimate Navigator Series

- Advanced Baseband Replacement
- Interactive On Screen Display
- Remote Control
- 125 Channel Capacity
- Watch One Premium While Recording Another
- Parental Control with timed lock / unlock schedules
- Watch and Record Capability
- Easy Read Clock
- Preloaded Channel Labels
- Unique Favorite Channel Theme System
- Audio/Video Input and Output
- Addressable/Programmable
- Electronic Program Guide Available*



* Also exclusively available **STAR SIGHT ELECTRONIC PROGRAM GUIDE THE NAVIGATOR SERIES**

- One Touch Recording
- Eliminates Complicated VCR Programming
- Current, Future or Series Recording
- Categorizes All Programming
- Displays Time, Date, Rating, Starring Actors, and More
- Seven Day Programming
- Free 90 Day Subscription

Elite Premier

New!

FEATURES OF ELITE PREMIER

- Volume Control
- Audio/Video Out
- Slim Line Remote
- 800 MHz / 125 Channel
- Parental Control
- Unlimited Favorite Channels
- STD/HRC/IRC Switchable
- Manual Fine Tuning
- Manual Tune Override
- Automatic Low Signal Enhancer
- Last Channel Recall
- Unlimited Favorite Channels
- Slim Line Remote
- Automatic Fine Tuning

Elite 800

Prices Too Low to Print!

Stargate Infinity 3000A



SHARP'S™ NEW PREMIUM DYNAMIC TUNER

- NO OTHER CABLE BOX GIVES A SHARPER PICTURE

VIEWER'S CHOICE ELECTRONICS

5337 SOUTH CAMPBELL AVENUE, SUITE A2, SPRINGFIELD MO 65810

800-228-7404 FAX 417-887-2883

www.viewerchoice.com

CIRCLE 312 ON FREE INFORMATION CARD

Cable T.V. Converters & Equipment

- Lower Prices
- Dealer Discounts
- 30-Day Money Back
- 1-year warranty
- MC, Visa, AE, COD



No Florida Sales

www.cable4you.com

1-(800) 888-5585

Zagros Robotics

World Class Engineering and Programming

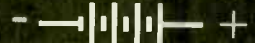
**ROBOTS
SONAR
OPTICS**

Artificial Intelligence

PO Box 460342
St. Louis, MO 63146-7342
(314)768-1328

info@zagrosrobotics.com
www.zagrosrobotics.com

Battery Analyzer



PC-Controlled Battery Analyzer

Cycle, Charge & Test with your PC
Print reports, plot graphs, expandable

\$398



Tel: 800-673-3585
519-472-5566
Fax: 519-472-1702

Download Demo: **LaMantia Products Ltd.**
<http://home.rogerswave.ca/lamantia>
lamantia@compuserve.com

PARTS EXPRESS

ELECTRONICS & MORE

Solid Brass Binding Posts

- ◆ Heavy Duty 5 Way Binding Posts
- ◆ Solid Brass Construction
- ◆ Ideal For High Power Applications
- ◆ Audiophile Quality

When only the best will do! These rugged 5 way solid brass binding posts are perfect for all high power and high performance applications. For use in speakers cabinets with walls up to 1-1/4" thick. Available in red or black color coded versions. Each post includes a plastic shoulder washer, flat washer, and nut. Can be tightened with 9/16" wrench or nut driver. 3-1/8" overall length.


#090-473 (Black) \$9.50 (1-9) \$8.50 (10-UP)

Eminence Horn Drivers

Super quality, U.S. made compression horn driver features a huge 34 oz. magnet, 2" Kapton voice coil, and titanium diaphragm.

- ◆ 8 ohms ◆ 40 watts RMS power handling capability (conservative). ◆ Fs: 600 Hz.
 - ◆ Response: 1,000-14,000 Hz. ◆ Sensitivity: 100 dB 1W/1m. ◆ Dimensions: diameter: 5-3/16", depth: 2-1/8". ◆ Net weight: 6 lbs.
 - ◆ Replacement diaphragms: 16 ohm - #260-101, 8 ohm - #260-106, \$18.90 each.
- #260-105 \$49.95 (1-3) \$44.50 (4-UP)

CCD Board Cameras With Audio



#335-525 (Standard lens) \$99.95 (1-3) \$88.90 (4-UP)

Dayton Loudspeaker Co.®

Professional Sound Reinforcement Drivers



Part #	Size	Price (1-3)	Price (4-UP)
295-060	10"	\$70.50	\$64.80
295-065	12"	94.90	86.95
295-070	15"	99.80	91.30
295-075	18"	135.90	124.60

If you haven't received a copy of our current 268 page catalog ... have one added to your order or please give us a call and we will send one out to you immediately.



MOTOROLA

KSN1165A High Power Bullet Tweeter

- ◆ Power handling: 200 watts RMS/400 watts max ◆ Frequency response: 1,800-30,000 Hz ◆ SPL: 92 dB ◆ Manufacturer model number: KSN1165A
- ◆ Dimensions: A: 4-1/4", B: 4-1/4", C: 3"

#270-014 \$12.95 (1-3) \$11.50 (4-UP)



Amplified Video Switching Center

High quality video switching center gives you the flexibility to watch and/or



record different sources simultaneously without the need to move complicated cables. Connect your VCR, CATV, satellite, video game, or home computer to two television sets. Gives you total control of your video system. 4 inputs, 2 outputs, all connections via "F" connectors. Pushbutton design. Amplified, broadband circuitry minimizes signal loss and cross-over. Simulated wood grain cabinet. Net weight: 4 lbs.

#180-155 \$42.90 (1-3) \$38.50 (4-UP)

Dayton Loudspeaker Co.®

5-1/4" Treated Paper Cone Woofer

Magnet structure is fully shielded to permit audio/video use. ◆ Power handling: 30 watts RMS/45 watts max ◆ Voice coil diameter: 1" ◆ Voice coil inductance: .33 mH ◆ Impedance: 8 ohms ◆ DC resistance: 6.0 ohms ◆ Frequency response: 45-6,000 Hz ◆ Magnet weight: 9.5 oz. ◆ Fs: 43.4 Hz ◆ SPL: 88dB 1W/1m ◆ Vas: .61 cu. ft. ◆ Qms: 1.82 ◆ Qes: .51 ◆ Qts: .40 ◆ Xmax: 2.5mm ◆ Net weight: 2-1/2 lbs. ◆ Dimensions: A: 5-1/4", B: 4-3/4", C: 3-1/8", D: 3-3/8", E: 1-3/8".



#295-300 \$13.50 (1-3) \$12.15 (4-UP)



Soft Dome Tweeters



Part #	Model	Price (1-3)	Price (4-UP)
277-010	MDT-29	\$42.50	\$39.50
277-011	DMS-29	46.50	44.50
277-014	DMS-30	57.50	55.50
277-015	MDT-30	49.90	47.50
277-020	MDT-33 Pair	199.90	195.50
277-025	MDT-10	35.50	33.90
277-030	MDT-20	42.50	39.90
277-035	MDT-39	46.50	45.50
277-040	MDT-40	58.50	56.50

FLUKE®

70 Series III Analog/Digital Multimeters

Part #	Model	Price
392-042	77-III	\$174.75
392-026	70-III	96.50
392-032	73-III	125.95
392-036	75-III	154.80
392-038	26-III	213.50
392-046	79-III	193.80



Advanced Speaker Designs For The Hobbyist And Technician

A MUST FOR SPEAKER DIYERS

#500-042 \$16.95 EACH



DYNAUDIO®

AUTHENTIC TECHNOLOGY

ESOTEC Cast Frame Woofers

Part #	Description	Price (1-3)	Price (4-UP)
297-210	8 Ohm, 15W-75, 5-1/4"	\$127.50	\$119.90
297-215	4 Ohm, 15W-75, 5-1/4"	127.50	119.90
297-230	8 Ohm, 17W-LQ, 6-1/2"	131.90	125.95
297-235	4 Ohm, 17W-LQ, 6-1/2"	131.90	125.95
297-240	8 Ohm, 20W-75, 7-1/2"	145.90	139.90
297-245	4 Ohm, 20W-75, 7-1/2"	145.90	139.90



LARGEST SELECTION OF SPEAKER DRIVERS IN THE COUNTRY!

CALL TOLL FREE

1-800-338-0531

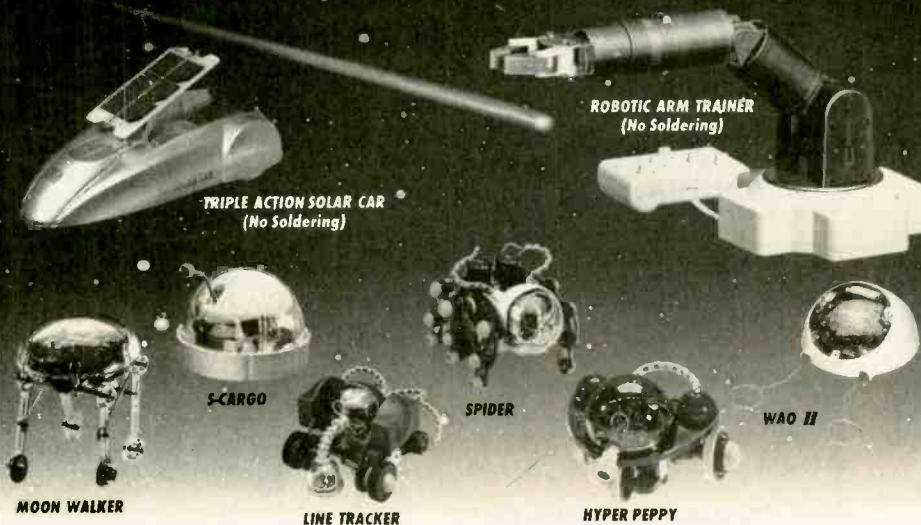
KEY CODE: ENENM

725 Pleasant Valley Dr., Springboro, Oh 45366-1158
Phone: 513-743-3000 ◆ FAX: 513-743-1677 ◆ E-Mail: sales@parts-express.com

CIRCLE 262 ON FREE INFORMATION CARD

www.americanradiohistory.com

A WHOLE NEW WORLD IN SCIENCE KITS.



OWI's "Next Generation" of affordable, rugged Robot Kits challenge the enthusiast to solder circuit boards and / or mechanically assemble.

Visit our homepage @ <http://www.owirobot.com>

Each OWIKIT also incorporates the basic principles of robotic experiments, sensing and locomotion, guaranteeing an exciting, hands-on adventure of knowledge and fun!

But remember! OWI is the recognized founder and leader in Educational Robot Kits. **ACCEPT NO IMITATIONS.**



1160 Mahalo Place, Suite B
Rancho Dominguez, CA 90220-5443
(310) 638-7970
Fax: (310) 638-8347



Order M - F: 8a.m. - 4p.m. PST

ROBOTIC ARM TRAINER	OWI-007	5 Axis Control	NEW	69.95
TRIPLE ACTION SOLAR CAR	OWI-685	Solar Sensor	NEW	39.95
S-CARGO	OWI-936K	Sound Sensor	47 Pg. Book	36.95
WAO II	OWI-961K	Programmable - Graphic	59 Pg. Book	69.95
SPIDER	OWI-962K	Infrared Sensor	49 Pg. Book	49.95
LINE TRACKER	OWI-963K	Infrared Sensor	48 Pg. Book	49.95
HYPER PEPPY	OWI-969K	Sound / Touch Sensor	46 Pg. Book	24.95
MOON WALKER	OWI-989K	Solar Sensor	10 Pg. Book	34.95

CIRCLE 317 ON FREE INFORMATION CARD

Whaddya Say To A Guy Who's Had The Same Job For 50 Years, Has Never Called In Sick Or Showed Up Late, Never Taken A Vacation Or A Holiday, Never Asked For A Raise Or Griped About His Bonus And, Believe It Or Not, Has No Plans For Retirement?



Thanks.

Remember - only you can prevent forest fires.



To learn more about life-saving techniques, call your Red Cross.



American Red Cross

EZ-EP DEVICE PROGRAMMER - \$169.95

Check Web!! -- www.m2l.com

Fast - Programs 27C010 in 23 seconds

Portable - Connects to PC Parallel Port

Versatile - Programs 2716-080 plus EE and Flash (28F, 29C) to 32 pins

Inexpensive - Best for less than \$200

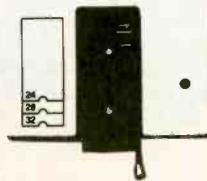
- Correct implementation of manufacturer algorithms for fast, reliable programming.
- Easy to use menu based software has binary editor, read, verify, copy, etc. Free updates via bbs or web page.
- Full over current detection on all device power supplies protects against bad chips and reverse insertion.
- Broad support for additional devices using adapters listed below.

Available Adapters

EP-PIC (16C5x, 61, 62x, 71, 84)	\$49.95
EP-PIC64 (62-5, 72-4)	\$39.95
EP-PIC12 (12C50x)	\$39.95
EP-PIC17 (17C4x)	\$49.95
EP-51 (8751, C51)	\$39.95
EP-11E (68HC11 EJA)	\$59.95
EP-11D (68HC11D3)	\$39.95
EP-16 (16bit 40pin EPROMs)	\$49.95
EP-Z8 (Z86E02, 3, 4, 6, 7, 8)	\$39.95
EP-SEE2 (93x, 24x, 25x, 85x)	\$39.95
EP-750 (87C750, 1, 2)	\$59.95
EP-PEEL (ICT22, 10, 18v8)	\$59.95
EP-1051 (89C1051, 2051)	\$39.95
EP-PLCC (PLCC EPROMs)	\$49.95
EP-SOIC (SOIC EPROMs)	\$49.95

Many Other Adapters Available
M²L Electronics
970/259-0555 Fax: 970/259-0777
361 S Camino Del Rio Suite #119, Durango,
CO 81301, CO orders add 7% sales tax
<http://www.m2l.com>

EZ-EP
M²L ELECTRONICS
Los Angeles, California



GALEP-III Pocket Multiprogrammer

This size fits all!



- Programs 8-bit and 16-bit EPROMs, EEPROMs, Zero Power RAMs, Flash, serial EPROMs • GAL, PALCE, ATF • 87xxx, 89xxx, PIC12/16/17Cxx • All DIL devices without adaptor • **Lightning fast** parallel data transfer (e.g. 27C512 read/compute 2 sec!) • Power supply independent due to **rechargeable battery** • Uses PC printer port • Hex, JEDEC, and binary file formats • Hex and fusemap buffer editor • Split & shuffle for 8-bit, 16-bit and 32-bit targets • Runs under Win3.1, 95, 98 • **Remote control** by DDE scripts • Designed for the future due to flexible pin driver technology - new devices will be added every month • Device list, demo software and **lifetime free updates** from our website www.contec.com!

GALEP-III Set with cable, battery, recharger **\$389.00**
PLCC Adaptor for 8-bit EPROMs / 16-bit EPROMs / GALs each **\$149.00**

CONTEC 1951 4th Ave, Ste 301 • San Diego, CA 92101
Tel: (619) 702-4420 • <http://www.contec.com>

MY PERSONAL GUARANTEE with the New & Improved

DEN-ON SC7000Z

More Vacuum

Lane Norman - Norman's Electronics Inc. Atlanta GA 404-451-5057
A cost effective solution to desoldering equipment at less than half the price of most equipment. It's performance is ASTOUNDING.

Mike Murphy - Service Center - Van Nuys CA 818-785-7805
The single best investment of repair equipment we've made. It outperforms all other desoldering tools we've used. Easier to use and least expensive.

Quicker Vacuum

George McKinzie - MCK Electronics, Inc. - Nisswa MN - 218-963-4400
A marvelous instrument, a real time saver and has a tremendous vacuum for it's size. The size and portability is also a great advantage.

Dick Manning - Dicks Electronics - Hartland WI 414-367-8339
The ease & speed of component removal greatly increases productive time. The SMD kit makes SMD removal a breeze, even for inexperienced Techs.

George Hefner - Hefner Electronics - Coleridge NE 402-283-4333
Being a one-men service center, I hesitated to spend the money on a desoldering tool, however all that changed when I nearly ruined a \$400 computer logic board. It has cut my desoldering time by 50%



FREE TRIAL
Available on Request

Sale Price
\$395.00

Price includes
stand worth \$25.00
one extra filter, and
two tip cleaners.

Don Cressin - Certified Electronics Service - Ellicott City MD 301-461-8008
We have obtained excellent results with the SC7000Z including repairing high density U/V tuners. It is one of the best purchases we have made.

Doug Pettit - LuRay Electronics - LuRay VA 703-743-5400
We found that the SC7000Z not only saves money vs. wick, but saves valuable time in troubleshooting. It allows you to be more accurate in removing SMD's.

Randy Whitehead - Service West - Salt Lake City UT 801-262-4069
My Techs thought it would be a waste. I bought one anyway after a demo. My Techs then fought over it. Now we have three. It is the Best desoldering tool we have ever used.

Check us out on the WEB
<http://www.heinc.com>
Order from web site for 5% discount

Service Managers, Owners, CEO's, CFO's

My personal guarantee to you is that after 90 days of ownership, if you are not convinced that you have made a wise decision for your business with the purchase of the SC-7000Z desoldering tools, your investment will be fully refunded with the return of the merchandise. Now you have no reason not to try it.

Jerry Howard, President.

New Specifications

- ◆ Voltage _____ AC 100V, 120V, 230V, 50/60Hz
- ◆ Power Consumption _____ 120W
- ◆ Pump _____ Diaphragm Type
- ◆ Motor Output _____ 12W
- ◆ Vacuum Attained _____ 650mmHg
- ◆ Temperature Range _____ 300°C—500°C (572°F—932°F)
- ◆ Air Flow Rate _____ 15 Liter/Minute (Open)
- ◆ Heater _____ 100W (Ceramic)
- ◆ Control System _____ Feed Back Zero Cross-over Type
- ◆ Net Weight _____ 420Grams
- ◆ Max.Temp. of Hot Blow _____ 400°C
- ◆ The Most Cost Effective Desoldering Tool in the World.

- ◆ Totally Self Contained diaphragm vacuum pump and AC motor for high vacuum suction or reversible hot air blow for SMD removal.
- ◆ 100Watt Ceramic heater with zero-crossover switching heater control circuit which prevents spikes and leakage currents.
- ◆ Unique patented long lasting filter cartridge design. Solder builds up on easily cleaned baffle, while air flows around the outside of baffle.
- ◆ Totally ESD Safe. The housing contains carbon and the tip is at

Visa - M/C - Discover - American Express - Terms to Qualifying Companys
30 Day Money Back Total Satisfaction Guarantee - One Year Parts and Labor Warranty

HEIN ELECTRONIC INSTRUMENTS INC
Your Desoldering Specialists

Toll Free U.S. and Canada
1-800-394-1984

Web Site www.heinc.com
E-Mail sales@heinc.com
International (316) 744-1993
or Fax (316) 744-1994

Our Complete Catalog is now online  www.csi.com

Circuit Specialists Inc.

SINCE 1971

Check Out What We Have To Offer:

Fantastic DMM Offer!!!

Don't let the price fool you. This meter is a digital multimeter designed for engineers and hobbyists. Equipped with 5 functions and 19 ranges. Each test position is quickly and easily selected with a simple turn of the FUNCTION/RANGE selector rotary switch.

General Rubber Boot Included

Display: 3-1/2 Digit LCD, 21mm Figure Height with Automatic Polarity
Overrange Indication: 3 Least Significant Digits Blank

Temperature for Guaranteed Accuracy: 23°C±5°C RH<75%

Temperature Ranges:

Operating: 0°C to 40°C (32°F to 104°F)

Storage: -10°C to 50°C (14°F to 122°F)

Power: 9V Alkaline or Carbon-Zinc Battery (NEDA1604)

Low Battery Indication: BAT on Left of LCD Display

Dimensions: 188mm long x 87mm wide x 33mm thick

Net Weight: 400g

DC Voltage (DCV)

Range: Resolution: Accuracy:

200mV 100µV ±(1%rdg+2dgts)

2000mV 1mV ±(1%rdg+2dgts)

20V 10mV

200V 100mV

1000V 1V

Maximum Allowable Input: 1000V DC or Peak AC.

DC Current (DCA)

Range: Resolution: Accuracy:

200µA 100nA ±(1.2%rdg+2dgts)

2000µA 1µA ±(1.2%rdg+2dgts)

20mA 10µA ±(1.2%rdg+2dgts)

200mA 100µA ±(1.2%rdg+2dgts)

10A 10mA

Overload Protection: mA Input. 2A/250V fuse.



Our Best Offer Ever on a

High Quality Full Sized DMM

\$19.00 any qty

Resistance (Ω)

Range: Resolution: Accuracy:

200Ω 100mΩ

2000Ω 1Ω

20KΩ 10Ω ±(2%rdg+2dgts)

200KΩ 100Ω

2000KΩ 1KΩ ±(2%rdg+10dgts)

20MΩ 10KΩ ±(2%rdg+10dgts)

Maximum Open Circuit Voltage: 2.8V

Diode Test

Measures forward voltage drop of a semiconductor junction in mV test current of 1.5mA Max.

ohFE Test

Measures transistor hFE.

Frequency Range: 45Hz-450Hz

Maximum Allowable Input: 750V rms

Response: Average Responding. Calibrated in rms of a Sine Wave.

AC Voltage (ACV)

Range: Resolution: Accuracy:

200V 100mV ±(1.2%rdg+10dgts)

750V 1V

CAT NO	DESCRIPTION	PRICE
9300G	Rugged High Quality DMM with Rubber Boot	\$19.00

Positive Photofabrication Kit Make your own PCB's

Kit includes the basic items needed to fabricate pre-sensitized printed circuit boards (does not include artwork). Also included is a basic process guide to assist the user in the basics of exposing, developing and etching a PCB. All items fit conveniently in the plastic development tray, and a tight fitting lid is included for handy storage. Additional recommended supplies for fabricating PCB's are: exposure bulb, etchant tank, eye protection, art-work, paper towels.



Kit Includes

- 1 each 3"x5" pre-sensitized single sided PCB
- 1 each 4"x6" pre-sensitized single sided PCB
- 1 each 6"x6" pre-sensitized single sided PCB
- 1 each 500ml developer liquid
- 1 each 500ml ferric chloride etching liquid
- 2 each foam brushes
- 1 each plastic development tray
- 1 each rubber gloves
- 1 each instruction sheet

new!

CAT NO	DESCRIPTION	PRICE
416-K	Photofabrication Kit	\$27.95

Positive Photo Resist Pre-Sensitized Printed Circuit Boards



These pre-sensitized printed circuit boards are ideal for small production runs. They provide high resolution and excellent line width control. High sensitive positive resist coated on 1oz. copper foil allows you to go direct from your computer plot or art work layout. No need to reverse art.

Single-Sided, 1oz. Copper Foil on Paper Phenolic Substrate

CAT NO	DESCRIPTION	1	10	50
PP101	100mm x 150mm/3.91" x 5.91"	\$2.55	\$1.90	\$1.70
PP114	114mm x 165mm/4.6" x 6.6"	2.98	2.45	1.98
PP152	150mm x 250mm/5.91" x 9.84"	5.40	3.98	3.60
PP153	150mm x 300mm/5.91" x 11.81"	6.15	4.48	4.10
PP1212	305mm x 305mm/12" x 12"	12.78	10.65	8.52

Single-Sided, 1oz. Copper Foil on Fiberglass Substrate

CAT NO	DESCRIPTION	1	10	50
GS101	100mm x 150mm/3.91" x 5.91"	\$ 3.90	\$2.98	\$2.60
GS114	114mm x 165mm/4.6" x 6.6"	4.80	3.49	3.20
GS152	150mm x 250mm/5.91" x 9.84"	8.69	5.98	5.78
GS153	150mm x 300mm/5.91" x 11.81"	10.20	7.20	6.80
GS1212	305mm x 305mm/12" x 12"	18.88	15.73	12.59

Double-Sided, 1oz. Copper Foil on Fiberglass Substrate

CAT NO	DESCRIPTION	1	10	50
GD101	100mm x 150mm/3.91" x 5.91"	\$ 5.07	\$3.68	\$3.38
GD114	114mm x 165mm/4.6" x 6.6"	5.95	4.29	3.99
GD152	150mm x 250mm/5.91" x 9.84"	10.47	7.39	6.98
GD153	150mm x 300mm/5.91" x 11.81"	11.95	8.69	8.30
GD1212	305mm x 305mm/12" x 12"	22.09	18.35	14.68

Exposure System

Just place your presensitized board and artwork centered under the exposure fixture. Place the convenient acrylic sheet over the board and artwork to hold everything in place. Turn on light. Voila! Exposure takes about 5 minutes. Kit includes one fluorescent tube, stand and acrylic weight.



new!

Features

- Exposes boards in about 5 minutes!
- Convenient acrylic sheet to hold board in place during exposure (12.5" x 8.5")
- Fluorescent light fixture with plastic cover designed to aid in proper light refractions for even exposure

CAT NO	DESCRIPTION	PRICE
416-X	Fluorescent Exposure System	\$31.95
416-B	Extra Replacement Fluorescent Tube	16.95



Etching Tank

This handy etching system will handle PC boards up to 8" x 9", two at a time. Ideal for etching your PCB's! System includes an air pump for etchant agitation, a thermostatically controlled heater for keeping etchant at optimum temperature and a tank that holds 1.35 gallons of etchant. A tight fitting lid is also supplied to prevent evaporation when system is not being used. Typical etching time is reduced to 4 minutes on 1oz. copper board!

REDUCES ETCHING TIME!	CAT NO	DESCRIPTION	PRICE
	12-700	Etch Tank System	\$37.95



Developer This product is used as the developer on our positive photo-resist printed circuit boards. Includes instructions. 50 gram package, mixes with water, makes 1 quart.

CAT NO	DESCRIPTION	1	10	25
POSDEV	Positive Developer	\$.95	\$.80	\$.50

Etching Chemicals/Ferric Chloride





A dry concentrate that mixes with water to make 1 pint of etchant, enough to etch 400 sq. inches of 1oz board.

CAT NO	DESCRIPTION	1	5
ER-3	Makes 1 pint	\$3.50	\$2.75



CIRCUIT SPECIALISTS, INC.

SINCE 1971
800-811-5203
602-464-2485
602-464-5824(FAX)

WE ACCEPT:    

RECEIVE OUR LATEST 132 PAGE CATALOG!

It's chock full of all types of electronic equipment and supplies. We've got I.C.'s, capacitors, resistors, pots, inductors, test equipment, breadboarding supplies, PC supplies, industrial computers, data acquisition products, personal computers and computer parts, plus much, much more. FAX us your name and address or call **800-811-5203, ext. 5**, to leave a message on our catalog request line.



Color Weather Proof Bullet Camera

1/3" CCD with removeable rotation capable mounting bracket

Specifications

Image Sensor: Interline transfer CCD 1/3" format
 Effective Pixel: 512(H)x492(V) pixels/NTSC
 512(H)x582(V) pixels/PAL
 Scanning System: 2 : 1 interlaced
 Sync System: Internal sync
 Sync Pulse: 15.734KHz+1%(H)/15.625KHz+1%(H)
 59.94Hz+1%(V)/50Hz+1%(V)
 Sub-Carrier 3.57 MHz +30ppm
 400 TV lines (H)
 Resolution: More than 46dB (typ)
 S/N Ratio: 0.45
 Gamma Characteristics: 1LUX (F1.2 10IRE)
 Min. Illumination: Composite video signal :
 Video Out: 1.0Vp-p
 White Balance: Auto white balance
 Electronic Shutter: 1/60 - 1/100,000 SEC(N) 1/50 - 1/100,000 SEC (P)
 Power Supply: DC 12V + 10%
 Power Consumption: 240mA (typ)
 Lens: 4mm (78 or 92 degree) F : 2.0
 Ambient Operating Temp: -5 deg. C +40 Deg. C
 Ambient Storage Temp: -10 Deg. C +50 Deg. C RH 95% MAX
 Dimension: 2 1/8" (L) x 1 1/4" (D)
 Weight: 3 oz.

new!



DC 9V-12V INPUT (RED)

VIDEO OUTPUT (TEL)

CAT NO	DESCRIPTION	PRICE EACH	1	5
WDB-5407S	Color Water Tight Bullet Camera	\$299.00	\$269.00	

(water tight for outdoor use, not suitable for sustained underwater use)

CCD Bullet Cameras

Available with standard or pinhole lens. Virtually indestructible bullet shaped casing. This sleek B&W camera can be mounted on walls or ceilings along narrow corridors or virtually any location for virtually any surveillance application. 0.5 lux minimum illumination with 380 lines of resolution. Even includes a built-in electronic iris for automatic light compensation.

Features

- Extremely low power consumption
- No blooming, no burning
- 0.5 LUX minimum illumination
- CCD area image sensor for long camera life
- Ultra small size allows for simple application and installation
- Built-in electronic auto iris for automatic light compensation
- Ultra compact camera

Specifications

Image Pick-Up Device: 1/3" CCD area sensor
 No. of Pixels: EIA = 512(H) x 492(V)
 Pixel Pitch: EIA = 9.6um(H) x 7.5um
 Scanning System: EIA=525 lines, 60 field/sec
 Sync System: Internal sync
 H. Resolution: 430 TU line
 V. Resolution: 400 TU line
 Usable Illumination: 0.5 Lux F1.6
 S/N Ratio: More than 48dB
 Gamma Characteristic: 0.45
 Video Output: 1.0 - 1.1 up-p 75 Ohm
 Electronic Shutter Time: EIA=1/60 / 1/50,000 sec
 Lens F No. Focal Length: STD : 1.6 Open / 4.3mm(78 deg) Pinhole: 4.3 fixed / 2.8mm(91.4 deg)
 Power Consumption: DC 9V (8-10V), 110mA
 Operational Temp.: -10 deg - +50 deg C RH95% max
 Storage Temp: -20 deg - +60 deg C RH95% max
 Dimensions: STD : 22mm(W) x 22mm(H) x 38mm(D) Pinhole: 22mm(W) x 22mm(H) x 30mm(D)
 Weight: 35g max

new!



CAT NO	DESCRIPTION	PRICE EACH	1	5
WDB-07S	Standard Lens Version	\$144.00	\$129.00	
WDB-07P	Pinhole Lens Version	144.00	129.00	
WDP-07S/water	Standard Lens Weather Proof	169.00	152.00	

CCD Dome Camera with Audio

B&W DOME camera with integrated microphone. Ideal security system application. 12 VDC operation.

Specifications

Image Device: 1/3" interline transfer CCD
 Picture Elements: EIA=542(H)x492(V)
 Scanning System: 2:1 Interlace
 Synchronization System: Internal
 Horizontal Resolution: 380 TV Lines
 Sensitivity: Under 0.3 LUX
 Electronic Iris (linear): EIA = 1/60-1/100,000 sec
 Video Output: 1.0Vp-p, 75 ohm
 S/N Ratio: More than 50dB
 Power Supply: 12V DC (+20%)
 Gamma: r=1
 Power Consumption: 110 mA max
 Operating Temp.: -10°C - +50°C
 Operating Humidity: RH 95% Max
 Weight: 100g
 Applied Lens: 3.6mm -92°, 4.3mm -78°
 A/EE/Flicker Less/Mirror Image: Jump soldering selection
 Audio Pick-up Sensitivity: -60dB (0dB=1V/ubar)
 Audio Frequency Range: 20 Hz - 20 kHz
 Audio S/N Ratio: More than 40dB
 Audio Output Level: 1VP-P/600 ohm
 Dimensions: 87 x 55.5mm

new!



CAT NO	DESCRIPTION	PRICE EACH	1	5
WDDB-6500	B&W Dome Camera	\$144.00	\$129.00	

1/3" CCD Board Cameras

Available with PINHOLE LENS with AUDIO, STANDARD LENS with AUDIO, and STANDARD LENS with INFRA-RED and AUDIO. These are the world's smallest commercially available CCD board cameras!

World's Smallest B&W Board Cameras

Specifications

Image Pick-Up Device: 1/3" CCD area Sensor
 Picture Elements: EIA=512(H) x 492(V)
 Pixel Pitch: EIA=9.6UM (H) x 7.5UM (V)
 Scanning System: 2 : 1 Interlace
 Scanning Frequency: EIA=525 lines, 60 field/sec (II) 15.750 KHz x 60 HK
 Resolution: 430 Lines
 Minimum Illumination: 0.03LUX
 S/N Ratio: 45DB
 Lens Mounting: 4.3mm standard, 5mm pinhole
 Video Output: 1.0 VP-P/750OHM composite signal
 Power Requirement: 8-12 VDC (9VDC standard)
 Power Consumption: 100mA
 Operating Temperature: -20C + 70 C RH 95% Max
 Storage Temperature: -40C - 85 C RH 95% Max
 Audio Pick-Up Sensitivity: -60 DB (0DB = 1B/UBAR. 1KNZ)
 Audio Frequency Range: 20 Hz to 20KHz
 Audio S/N Ratio: More than 35DB
 Audio Output Level: 1VP-P/600 OHM

Dimensions

WDP-2000 30mm (H) x 30mm (W)
 WDS-2005 30mm (H) x 30mm (W)
 WDI-4000 44mm (H) x 30mm (W)

CAT NO	DESCRIPTION	PRICE EACH	1	5
WDP-2000	1/3" B&W Pinhole Lens with Audio	\$89.00	\$77.00	
WDS-2005	1/3" B&W Standard Lens with Audio	89.00	77.00	
WDI-4000	1/3" B&W Infra-RED with Audio	89.00	77.00	
WDPH-55BW	Plastic Housing Option for B&W Board Cameras (WDP-2000 & WDS-2005 ONLY)	13.00	12.00	



SEE OUR ON-LINE CATALOG AT www.cir.com

CIRCUIT SPECIALISTS, INC. 800-811-5203
 SINCE 1971 602-464-2485
 602-464-5824(FAX)

ESD Safe Soldering Stations

- Auto-Temp 136ESD & Auto-Temp 137ESD
- Meets applicable military standards
- ESD safe featuring ceramic heating element and state of the art P.T.C. sensor to ensure accurate temperature performance

Features

Fine Tune Temperature from 150° C (300° F) through 450° C (850° F) without unnecessary tip or heating element changes.

Precision "Tip Temperature" accuracy is maintained to within ±3° C (6° F) using state of the art circuit technology and a built-in P.T.C. sensor located at the top of each ceramic heater shaft for fail safe accuracy.

Fast Heat Up & Recovery. A long life Japanese made ceramic heating element facilitates fast heat up, fast recovery and exacting temperature control with minimal overshoot. Heat-up time to working temperature is attained in about 45 seconds. **Spikes Free Circuit.** "Zero voltage" switching and fully grounded design meets military application standards for protection of electro-sensitive devices against line transience and voltage spikes. Tip leakage is less than 0.4 mv or 0.5 ohm resistance. **External Calibration Port.** A calibration port is located on the face of the unit thus temperature adjustments are quick and convenient.

Lightweight Soldering Iron. Ergonomic mini handle that stays "cool". Handle assembly cord is made from silicone rubber that won't be damaged when coming into contact with high temperature irons.

Isolated Power Unit. The power unit is isolated from the AC line by a high quality



Standard Tip



136ESD

137ESD w/ Digital R/O

front panel. Superior High Insulation ceramic heater provides insulation rated over 100Mohms at 750° F. **Optional SMD Tip Series** for re-work applications. **Range of Interchangeable Tips Available** for maximum system flexibility.

SEE www.cir.com FOR OUR SELECTION OF REPLACEMENT TIPS, REPLACEMENT IRONS AND SMD TIPS.

CAT NO	DESCRIPTION	PRICE EACH	1	5
136ESD	Electronic Temp Controlled ESD Safe Soldering Station	\$99.00	\$88.00	
137ESD	Electronic Temp Controlled ESD Safe Soldering Station w/ Digital Readout	129.00	114.00	

transformer and only 24 Vac voltage is used to drive the heating element. **ESD Safe.** Exceeds all soldering equipment military specifications regarding electro static sensitive devices for critical applications. **Lock-Out Feature:** Constructed with a lock-out feature to allow supervisors only to set and lock specific soldering temperatures. Accomplished via a special sized allen head screw located on the back panel.

Call Today And SAVE! **Unbeatable PRICES!**

CABLE TV

**DESCRAMBLERS
CONVERTERS · FILTERS
VIDEO STABILIZERS**

FREE ➤ 30 Day Trial
FREE ➤ Product Catalog
FREE ➤ 1 Year Warranty
100% MONEY BACK GUARANTEE



Let us point you in the right direction ...



TOLL FREE
888-554-ARROW
888-554-2776

ATTENTION DEALERS: WHOLESALE ONLY!



**BEST PRICES!
FAST SERVICE
SAME DAY SHIPPING**

EXCLUSIVE:



2 PIECE SETUPS: \$85⁰⁰
10 lot • 1 Year Warranty

**Latest Technology • Universal Combo's - Ask For Details
CALL US LAST! LOWEST PRICES GUARANTEED!**

**TOLL FREE:
800-322-9690**



**FAX:
516-246-5634**

Start an exciting career as a Telecommunications Technician

Train at home in your spare time for an exciting new career! Earn as much as \$35,000 a year and more working with fiber optics, radar and cellular networks.



This ICS program is endorsed by the National Association of Radio and Telecommunications Engineers (NARTE) and features a voucher for the NARTE Class IV Technician Certification exam.

Mail Coupon below for FREE facts or call toll free

1-800-595-5505 ext. 9424

Call Anytime — 24 hours a day, 7 days a week.
<http://www.icsearn.com> AG01

YES! Please send me free information on how I can train at home for a career as a Telecommunications Technician. There's no obligation.

Name _____ Age _____
Street _____ Apt. # _____
City/State _____ Zip _____
Phone () _____

International Correspondence Schools

A Subsidiary of Harcourt Brace & Company
Dept. ADE098S, 925 Oak Street, Scranton, PA 18515

**ABC ELECTRONICS 315 7TH AVE N. MPLS. MN. 55401
(612)332-2378 FAX (612)332-8481 E-MAILSURP1@VISI.COM
WE BUY TEST EQUIPMENT AND COMPONENTS.
VISIT US ON THE WEB AT WWW.ABCTEST.COM**

HP 8901A MODULATION ANALYZER	\$2100.00	TEK 2465A 350MHZ 4CH. OSCILLOSCOPE	\$3500.00
HP 8165A 50MHZ PROG. SIGNAL SOURCE	\$1700.00	TEK TDS320 100MHZ DIGITAL O-SCOPE	\$1700.00
HP 436A RF POWER METER NO CABLE OR SENSOR	\$700.00	TEK 465 100MHZ OSCILLOSCOPE	\$400.00
HP 8559A/853A .01-21GHZ SPECTRUM ANALYZER	\$3500.00	TEK 475 200MHZ OSCILLOSCOPE	\$500.00
HP 1740A 100MHZ OSCILLOSCOPE	\$250.00	TEK 496P 1KHZ-1.8GHZ SPEC. ANALYZER	\$4000.00
HP 8350B SWEEP OSCILLATOR MAINFRAME	\$2900.00	TEK 576 CURVE TRACER	\$2500.00
HP E3617A 0-60VDC 1AMP DIG. READOUT	\$275.00	TEK CG5001 PROG.O-SCOPE CAL.GEN.	\$2000.00
HP 3325A SYNTHESIZER/FUNCTION GENERATOR	\$1100.00	TEK PS5010 POWER SUPPLY	\$450.00
HP 3325A OPT.01 HIGH STABILITY TIME BASE	\$1350.00	TEK 7L12 SPECTRUM ANALYZER	\$1350.00
HP 6034A 0-60V 10A DIG.DISPLAY	\$900.00	TEK 485 350MHZ OSCILLOSCOPE	\$650.00
HP 5335A 200MHZ COUNTER	\$800.00	TEK 454 100MHZ OSCILLOSCOPE	\$300.00
HP 3488A SWITCH/CONTROLLER	\$550.00	TEK TM5006 POWER FRAME	\$250.00
HP 2804A QUARTZ THERMOMETER	\$300.00	TEK 11A32 400MHZ 2CH AMPLIFIER	\$750.00
HP 4140B PICO AMP METER DC VOLTAGE SOURCE	\$3500.00	TEK 11A34 300MHZ 4CH AMPLIFIER	\$900.00
HP 54201A 300MHZ DIG OSCILLOSCOPE	\$1500.00	TEK 11A52 600MHZ 2CH AMPLIFIER	\$400.00
HP 8011A PULSE GENERATOR	\$250.00	TEK 11A71 1GHZ 1CH AMPLIFIER	\$300.00
HP 3455A DMM	\$250.00	TEK 11302A 500MHZ PROG O-SCOPE FRAME	\$750.00
HP 3497A DATA ACQUISITION/CONTROL UNIT	\$600.00	TEK 11401 500MHZ PROG. O-SCOPE FRAME	\$750.00
HP 86290A RF PLUG IN 2-18GHZ	\$1200.00	TEK 11402 1GHZ DIG.PROG. O-SCOPE FRAME	\$1000.00
HP 86603A RF PLUG IN 1MHZ-2.6GHZ	\$1700.00	TEK TM506 POWER FRAME	\$100.00
HP 86601A RF PLUG IN .01MHZ-110MHZ	\$400.00	TEK 7104 1GHZ OSCILLOSCOPE FRAME	\$1250.00
HP 86632B AM/FM MODULATION PLUG IN	\$750.00	TEK AM503 CURRENT PROBE AMPLIFIER	\$350.00
HP 1631D LOGIC ANALYZER	\$300.00	TEK 7892A TIME BASE	\$125.00
HP 8640B OPT.002 1GHZ AM/FM SIGNAL GEN.	\$1400.00	TEK 7S12 SAMPLING PLUG IN	\$350.00

!!! BROADCAST FARTHER !!!

The model 220 is an 80-110 MHz RF amplifier that connects to mono or stereo FM transmitters and produces a powerful 2-15 watt signal which could broadcast up to 5 miles or more! Requires 50-150 mW drive.

Step by step plans complete with part source information and antenna designs... **ONLY \$14 PLUS \$2 S&H** NO C.O.D.'s

Progressive Concepts
BOX 586 STREAMWOOD, IL 60107
(630)736-9822 FAX:(630)736-0353

VISA MASTERCARD

Cable Television
Converters, equipment & test chips

Dealers wanted!!!
Best Prices and Service

30 Days Money Back 1 Year warranty!

1(800) 660-4180

Mark V Electronics, Inc.
8019 E. Slauson Ave.,
Montebello, CA 90640

Catalog 323/ 888-8988
Fax 323/ 888-6868
http://www.mark5co.com
Email: mark5co@aol.com

DIY Audio Electronic Kits
Lab Equipment kits
Audio Enclosures & more!

ORDER
1-800-521-MARK
1-800-423-FIVE

Kit skill levels
▲ Beginner
▲▲ Intermediate
▲▲▲ Advanced
- Fast Shipping
- Quality Kits low prices
- In business since 1985

SCHOOL PROJECT CORNER
po orders welcome from schools

Melody Generator	▲	Kit \$ 8.85
6W Mini-Amplifier		9.50
0-15V 5A Regulated DC PS	▲	17.50
36W Class A Power Amp.	▲▲	32.50
Dynamic Noise Reduction	▲	26.00
Multi-Function Control Switch	▲	5.25
20 Bar/Dot Level Display	▲▲	41.45
Microphone Mixer Mono Amp.	▲	20.79
Superior Electronic Roulette	▲	9.99
Digital Clock with Melody Alarm	▲	25.00
Stereo Pre-Amp with Mic Amp.	▲	10.78
Mini Stereo Multi-Input Amp.	▲	30.50
130-in-one Electronic Lab	▲	29.99

SEE OUR CATALOG FOR MORE KITS !

50% off



Kit \$ ~~12.50~~ 6.99

FM Wireless TY-35 Microphone
This is a low power real FM transmitter. Transmit frequency within 88-108 MHz. Transmit range about 200 ft. It has high sensitivity sound pickup by a capacitance microphone. May be used strictly for series purposes such as remote wireless monitoring.

50% off



Kit \$ ~~39.00~~ 20.00

This precision digital meter is a stand-alone voltmeter-ammeter or can interface with a computer! 4 1/2 digit 0.55" LED display. Temperature compensated to 100 PPM/°C. Operating temperature range is 0°C to +70°C. Outputs include BCD date, Busy and strobe. Panel reading can be latched on hold.

Stereo Loudspeaker Protector

TY-25 ▲



Kit: \$ 16.75

Super fast acting relay protects speakers against destructive DC voltages. Can connect directly to a power amplifier or can use a separate power supply. Has a 3 second turn-on delay to avoid turn-on thumps.

Regulated DC Power Supply

TR-503 ▲▲



Kit: \$ 18.75

It is short circuit proof & has overload protection. Output voltage is variable over a range of 0-50 volts. Current limit trip is adjustable up to max of 3A. May use Mark V #002 transformer.

Fluorescent Light Driver

TY-2 ▲ (1 lb.)



Kit: \$ ~~4.75~~ 9.99

This unit drives 6-40 watts fluorescent light for portable and emergency use. Works from a 7.2 - 16 VDC battery. Includes a "Hi-Efficiency Switching Mode IC Driving Circuit" suitable for use with different lights.

120-250W Mosfet Power Mono Amplifier AF-2 (6 lbs.) ▲▲




Kit: \$ ~~89.00~~ 76.33 Asmb. \$ 114.80

Power Output: 250W into 4 ohms RMS(42VX2 6A transformer is used). 120W into 4 ohms RMS(33VX2 4A transformer is used). Frequency Response: 3Hz-22,000Hz. THD: <0.03%. Signal to Noise Ratio: 91dB. Sensitivity: 1V RMS at 47k. Load Impedance: 4 or 8 ohms. Power Requirement: ±46VDC 4A or ±60VDC 6A. May use Mark V model 012 Transformer. Suggested Capacitor 8,200uf 100V Model 020. Suggested Metal Cabinet LG-1925.

20 Color LED Audio Level Meter ▲

TY-13 (1 lb)



Kit: \$ ~~21.50~~ 9.99

Use this dual LED display indicating meter with your stereo power amplifier to indicate instantaneous speaker power. Operating range is -30dB to +5dB and can be calibrated to operate with 1 to 200 W amplifiers. Not consume any amplifier power. A peak LED illuminates on overload!

300W High Power Mono Amplifier TA-3600 (5 lbs.) ▲▲▲



62.30
Kit: \$ ~~89.00~~
Asmb. \$ 115.00

Power Output: 300W into 8 ohms RMS. 540W music power into 8 ohms. Frequency Response: 10Hz-20KHz. THD: < 0.05%. Sensitivity: 1V RMS at 47K. Power Requirement: 60 to 75 VDC at 8A. May use Mark V Model 007 or 009 Transformer. Suggested Capacitor: 8,200uf 100V Model 020 Capacitor. Suggested Metal Cabinet LG-1925.

500-in-one Electronic Lab Kit

KA-90▲



\$ 129.99

Contains its own computer with a simple explanation of the basic(Assembler) language required for operation. Compile programs to discover how computers operate while gaining an understanding of hardware & software. With easy-to-follow manual which explains by comprehensive diagrams. Requires 4 "AA" batteries.

120W + 120W Pre & Main Stereo Amplifier TA-800MK2 (4 lbs.) ▲▲



Kit: \$ ~~62.92~~ 57.73 Asmb. \$ 86.95

Power Output: 120W into 4 ohms RMS. 72W into 8 ohms RMS. Frequency Response: 10 - 20 KHZ. THD: < 0.01%. Tone Control: Bass ±12dB, Mid ±8dB, Treble ±8dB. Sensitivity: Phono Input, 3mV into 47K. Line, 0.3V into 47K. Signal to Noise Ratio: 86dB. Power Requirement: 40V DC @ 6A. May use Mark V Model 001 or 008 Transformer. Suggested Metal Cabinet Model LG-1924.

60 + 60W Stereo Power Amp. ▲▲

SM-302 (11 lbs.)



Kit: \$ ~~85.00~~ 76.50

It provides 3 input jack pairs. One pair accept a high impedance microphone. The two remaining pairs are for high & low level input sources. Power

Best Sell

39.94

Kit: \$ ~~49.94~~
Asmb. \$ 69.94



Power Output: 80W per channel into 8 ohms. THD: < 0.05%. Frequency Response: DC to 200 KHZ, -0 dB, -3dB @ 1W. Power Requirement: 30V AC X 2 @ 6A. May use Mark V Model 001 or 008 Transformer. Suggested Capacitor 8,200uf 50V Model 017. Suggested Metal Cabinet LG-1924

30W + 30W Pre & Main Stereo Amplifier TA-323A (1 lb.) ▲



29.25
Kit: \$ ~~32.50~~ Asmb. \$ 50.50

Power Output: 30W into 8 ohms RMS per channel. THD: < 0.1% from 100 Hz to 10 KHZ. Sensitivity: Phono 3mV @ 47K. Tuner, Tape 130mV @47K. Signal to Noise ratio: 80dB. Power Requirement: 22 to 36V AC, 3A. May use Mark V Model 002 Transformer. Suggested Cabinet LG-1684.

Metal Cabinets

Aluminum Front Panel

LG-1273	3x12x7"	(4 lbs.)	\$ 26.50
LG-1684	4x16x8"	(7 lbs.)	32.50
LG-1924	4x19x11 1/2"	(10 lbs.)	38.25
LG-1925	5x19x11 1/2"	(10 lbs.)	42.00
LG-1983	2 1/4x19x8"	(7 lbs.)	35.25
LG-1927	7x19x11 1/2"	(15 lbs.)	52.50


Transformers (5-12 lbs.)

**Toroidal Transformers

# 001	28V/30V x2	6A	\$ 30.00
# 002	36V x2	3A	25.00
# 003	40V x2	6A	32.00
# 008**	28V/30V x2	6A	42.00
# 009**	48/53V x2	8A	68.00
# 012**	33/40/42V x2	6A	52.00

300-in-one Electronic Lab Kit ▲▲

Best Buy



\$ ~~59.99~~ 49.99

Learn about transistors, capacitors & electronic circuits. Build electronic games, battery checker & more. It even includes a breadboard for adding your own components. Complete with easy-to-follow manual. Requires 6 "AA" batteries. (6 lbs.)

Minimum order \$ 20.00 We accept Visa, MasterCard, Money Orders, and Checks(allow 2 weeks for clearance) We ship by UPS ground inside US (min \$6.00) and ship by US mail outside US. Please call our operator for orders over 2 lbs. or foreign orders.

CIRCLE 325 ON FREE INFORMATION CARD

SURVEILLANCE

The Latest High Tech Professional Electronic Devices

Our latest catalog offers a HUGE selection of surveillance, counter-surveillance/privacy devices: **pinhole camera \$129⁰⁰**, hidden video, **"realtime" 12-Hour telephone recorder \$139⁰⁰**, 12 hour VOX recorder phone call register, scanners, bug/phone tap detectors, voice disguisers, locksmithing tools, vehicle tracking, wireless video, and much more. Wholesale/retail.

We will not be undersold.

Catalog \$5.00 or
www.spyoutlet.com

SPY OUTLET

PO Box 337, Buffalo NY 14226
(716) 691-3476/(716) 695-8660


MICROTEST INC. CABLE TEST CHIPS FROM \$9.95

WE STOCK A COMPLETE LINE OF CHIPS
WE ALSO HAVE CRYSTAL 119.MHZ 117.MHZ

WARNING
ANYONE IMPLYING ILLEGAL USE WILL BE DENIED SALE. WE SELL PRODUCTS ONLY TO TECHNICIAN OR REPAIR FACILITIES ALL ORDERS SHIP VIA UPS/ECT THE BEST PRICE IN THE MARKET WE INCLUDE SWITCH & RESISTER MON-SAT 8 AM-7 PM EST. TECH SUPPORT E-MAIL WWW.MICROTEST@AOL.COM

**FOR ORDERS
1-800-939-9440**

Low Cost PICmicro Tools



EPIC Pocket PIC Programmer - \$59.95
♦ Programs PIC12C50x, 67x, 16C55x, 6x, 7x, 8x
PICProto Boards - \$8.95 to \$17.95
PicBasic Compiler - \$99.95

new! PicBasic Pro Compiler - \$249.95
BASIC makes it easy for you to program the fast and powerful Microchip PIC microcontrollers.
♦ Expanded BS1/2 compatible instruction set
♦ True compiler provides faster program execution and longer programs than BASIC interpreters

microEngineering Labs, Inc.

Box 7532 Colorado Springs CO 80933
(719) 520-5323 fax (719) 520-1867
http://www.melabs.com

COMPLETE INTEGRATED CAD/CAE SYSTEM Schematic, Simulation and Layout

EDWIN NC^{*} Delux 3

- ⊗ Full integration of Schematic and Layout
- ⊗ On-line help
- ⊗ Library viewer with editing possibility
- ⊗ Up to 100 schematics sheets
- ⊗ Up to 32 layers
- ⊗ Automatic DRC with user specified parameters
- ⊗ Automatic component renaming
- ⊗ Mixed-mode simulation (AC, DC and TD analysis)


Optionals:

- ⊗ Thermal Analysis for PCI: \$ 29,99
- ⊗ EDSpice Simulator (Spice): \$ 59,99
- ⊗ EDCOMx (Spice model generator): \$29,99

FOR ONLY \$149⁹⁹



Windows is a registered trademark of Microsoft Inc.



EDAShop

P.O. Box 55-8207

Miami, Florida 33253-8207

Phone: (305) 267-4005 Fax: (305) 267-0709

Web site: http://www.edashop.com

* The "NC" version (Non-Commercial) is destined only for students, hobbyists and educational institutions. Companies must purchase the "Professional" version. However, there aren't any differences between "NC" and "Professional" versions.



NEW DX SERIES DMMs

3 YEAR WARRANTY

DELUXE HOLSTER INCLUDED

Bel MERIT DX Series DMMs have best values for performance, features and dependability with 3 year warranty.

DX460L, full function in a single meter

- Wide LCR Range
Inductance, up to 20H
Capacitance, up to 2000µF
Resistance, up to 20MΩ
- Logic, TTL & CMOS
- Auto Frequency, Up to 20MHz
- Diode Test, Continuity Beeper
- Data Hold, Peak Hold
- Input Warning Beeper
- Auto Power Off

Lots More Test Instruments

Oscilloscope, DC Power Supply, Function Generator, Audio Oscillator, Frequency & Universal Counter, Multimeter, Capacitance Meter, Clamp-On, Electrical Tester and More.

MODEL	DX350	DX355	DX360T	DX400	DX405	DX421	DX451	DX460L
Auto Ranging/Bargraph						•		
True RMS		•						
AC/DC Voltage (750V/1000V)	•	•	•	•	•	•	•	•
AC/DC Current (10A)	20µ•			•	•			•
Resistance (20MΩ)	20Ω•	20Ω•	2000M	•	•	30M	2000M	•
Continuity Beeper/Diode	•	•		•	•	•		•
Temperature w/Probe, Type K			•					
TRrHE				•			•	
Capacitance (20µF)								2000µ
Frequency (20MHz)		•						•
Logic (TTL & CMOS)						•	•	•
Inductance (20H)								•
Auto Power-Off	•	•	•	•	•	•	•	•
Input Warning Beeper	•	•	•	•	•	•	•	•
Data Hold	•	•	•	•	•	•	•	•
Peak Hold	•	•	•	•	•	•	•	•
Protective Holster	•	•	•	•	•	•	•	•
PRICE	49.95	74.95	64.95	64.95	69.95	74.95	84.95	99.95

• See your local distributors or Call for Catalog

Bel MERIT


SOLUTIONS FOR THE TEST INSTRUMENT

1-800-532-3221
949-766-4802 • FAX 949-766-5800
P.O. Box 744, Lake Forest, CA 92630

CIRCLE 283 ON FREE INFORMATION CARD

KENWOOD

*...from the company you've
been listening to for years...*




2-Channel, 20-MHz

CS-4125

Regular \$595

Sale \$389



2-Channel, 40-MHz Oscilloscope

CS-4135

Regular \$855

Sale \$685

Hybrid IC Technology is the Key to the High Quality and High Reliability at Low Cost!

- **FIX SYNCHRONIZATION** detects the trigger level automatically for the acquisition of stationary waveforms without complicated sync level adjustments.
- **VERT MODE TRIGGERING** enables the acquisition of stationary waveforms for both CH1 and CH2 even when the input signals to the two channels have different frequencies.
- **HIGH WITHSTAND INPUT** voltage of 400V (800Vp-p).
- **RELAY ATTENUATORS** are provided for reliable logic switchover.
- **SCALE ILLUMINATION** (CS-4135 only)
- **DIMENSIONS** (WxHxD): 300(343) x 140(150) x 415(430)mm () including protrusion.
WEIGHT: approx. 7.2kg (CS-4135) approx. 7kg (CS-4125)



PRINT[™]
Products International



*Call for your free 84 page test instrument catalog today!!!
8931 Brookville Road * Silver Spring, Maryland * 20910*

** Phone 800-638-2020 * Fax 800-545-0058 * www.prodintl.com*

LASER WINDOW BOUNCE OPTICAL RECEIVER

Operates With Our Laser Pointers
And HeNe Gas Systems

High Sensitivity Optical Receiver with built in speech filter and low noise light biased pre-amplifier. Include cushioned headsets with separate volume controls and all instructions to demonstrate and utilize this remarkable property of laser light.



Uses Scattered and Direct Reflections

- LLR3 Plans...\$10.00 LRR3K Kit/Plans.....\$69.50
- LLR30 Ready to Use.....\$99.50
- EXT10 Optional Range Extension Lens...\$39.50

ULTRA BRIGHT LASERS

1 Year Warrantee
Batteries Included
All Metal Enclosure

- LAPN65 Versatile...15mw equly 2000 ft....\$29.95
 - LAPN65F Focussable Model of Above.....\$34.95
 - LAPN63 Brightest...30mw equly 3000 ft...\$69.95
 - LAPN63F Focussable Model of Above.....\$74.95
- CREATE YOU OWN LIGHT SHOW!!!

- LAPN65PT Laser Multi Pattern Generator...\$29.95
- LAPN65M Mini Key Chain All Metal.....\$39.95
- LAPN67...5mw @ 670nm **LOWEST COST**.....\$19.95

WIRELESS LAB KITS

ALL PARTS TO BUILD 6 EXCITING TRANSMITTER PROJECTS

- 1 Super Sensitive Ultra Clear 1Mile+ Voice Transmitter
- 2 1 Mile + Telephone Transmitter
- 3 Line Powered Telephone Transmitter Never Needs Batteries!!
- 4 Tracking/Homing Beacon "Beeping Transmitter"
- 5 Transmitter Rebroadcasts Video or Audio Outputs
- 6 Short Range TV/FM Disrupter NEAT PRANK!!! Discretion Advised

All 6 Above Kits Plus FREE Info Data Pack on HELPFUL HINTS Building and Tuning Wireless Devices

COMBOX Parts and Plans for above!...\$59.50
COMBOX Plans for all the above!.....\$10.00

KINETIC ELECTRIC GUN

PIONEER A FUTURISTIC WEAPON!



500 Joules Energy Storage
Constant Current Charging
Triggered Spark Switch
Ballistic Velocities
Handheld Battery Operated
Labeled A Dangers product

EGUN1 Plans with Parts List.....\$20.00
All Parts are Individually Available

3 MI FM BROADCAST TELEPHONE TRANSMITTER

Tunable On FM Broadcast. Excellent Telephone Project. Only Transmits When Phone is Used
VWPM7K Kit/Plans\$39.50
BEEP1K Beeper Alert Kit...\$19.95

10-14" of Explosive Bolts of Lightning

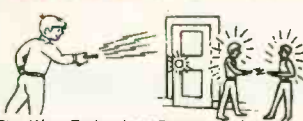
250KV TESLA COIL
Transmit Wireless Energy
Strange and Bizarre pyrotechnical effects.
Ion Motors Anti-Gravity
Size 20" H x 8" Sq
Weight - 25 Pounds
115 Volts/2 Amps AC
Labeled "Use Caution"

- BTC3 Plans.....\$15.00
- BTC3K Kit/Plans.....\$399.50
- BTC30 Ready to Use.....\$499.50
- BTC4 Plans 24 to 30" Sprk...\$20.00

HIGH POWER STUNGUNS

- STUN100 100KV StunGun...\$29.50
- STUN200 200KV StunGun...\$49.50
- STUN300 300KV StunGun...\$69.50

ION RAY GUN PROJECTS ENERGY!



Star Wars Technology Demonstrates Weapons Potential! See Ions In Motion!

- IOG719 Plans.....\$10.00
- IOG7K Kit/Plans.....\$99.50

HIGHER POWERED DEVICE

- IOG9K Kit/Plans.....\$149.50

ATTENTION! HIGH VOLTAGE EXPERIMENTERS

Battery Powered Mini Sized Modules for research in:
HOVERCRAFT, ION GUNS
FORCE FIELDS, SHOCKERS etc
MINIMAX4 4KV@10ma.....\$19.50

GRAVITY GENERATOR

Demonstrates a unique phenomena of electrical reactions that produce the effect of "anti-gravity". You build and levitate a small mock space ship from simple materials. Excellent scientific demonstration of a fascinating method of levitation. **Levitate an Object!**

- GRA1 Plans and Book.....\$20.00
- GRA1K Pwr Sup Kit/Plans...\$99.50
- GRA10 Assbled Pwr Sup...\$149.50

SHOCK FORCE FIELD/VEHICLE OBJECT ELECTRIFIER

Hand Shock Balls, Wands, Electrically Objects. Great Payback for Those Who Buy!!
CAUTION Mantrapping is illegal!!
SHK1K Kit of Pwr Module...\$19.50

1 800 221 1705 ORDERS ONLY! FAX 1 603 672 5406 INFO 9-5pm 1 603 673 4730 FREE CATALOG ON REQUEST
Pay by MC, VISA, Cash, Chk, MO, COD. Please Add \$5.00 S&H plus \$5.00 if COD. Overseas Please Contact for PROFORMA

NEW!
μLINK™ SERIES

Send us a (6x9) SASE for your FREE catalog.

μLink™ Infrared Remote Control System

- 4 Channel IR Keychain Transmitter (pcb 1.1"x 1.2") IRTX4-A
 - 4 Channel IR Receiver (pcb 1.1"x 1.9") IRRX4-A
 - Each receiver can LEARN up to 4 transmitters.
 - Each transmitter can have a different access level.
 - User selectable receiver output modes.
 - Security, Industrial and Home Control Applications
 - Up to 9m Range.
 - RX and TX IC's available. Custom design service available.
- Only \$39.95/pair + S&H, additional IRTX4-A units \$19.95

SURFACE MOUNT KITS:

- Pager Decoder Interface
- Garage Door Openers

- PLL XTAL FM MIC
- LC tuned FM MIC
- Phone transmitters

Orders: 1-800-417-6689 Mon-Fri 9AM-6PM ET

visa/mastercard/money orders

email: iecorp@i-e-c.com

web: www.irmicrolink.com

IEC ♦ PO Box 52347 ♦ Knoxville TN 37950

COPYRIGHT ©1998 International Electronics Corp.

World Passing You By?

Are you interested in Microprocessors & Embedded Control Systems? If not you should be! Look around, just about everything these days has an embedded microprocessor in it. TVs, cars, radios, traffic lights & even toys have embedded computers controlling their actions. The Primer Trainer is the tool that can not only teach you how these devices operate but give you the opportunity to program these types of systems yourself. Examples & exercises in the Self Instruction manual take you from writing simple programs to controlling motors. Start out in Machine language, then move on to Assembler, & then continue on with optional C, Basic, or Forth Compilers. **So don't be left behind: this is information you need to know!**

- Measuring Temperature
- Using a Photocell to Detect Light Levels
- Making a Waveform Generator
- Constructing a Capacitance Meter
- Motor Speed Control Using Back EMF
- Interfacing and Controlling Stepper Motors
- Scanning Keypads and Writing to LCD/LED Displays
- Bus Interfacing an 8255 PPI
- Using the Primer as an EPROM Programmer
- DTMF Autodialer & Remote Controller (New!)

The PRIMER is only \$119.95 in kit form. The PRIMER Assembled & Tested is \$169.95. This trainer can be used stand alone via the keypad and display or connected to a PC with the optional upgrade (\$49.95). The Upgrade includes: an RS232 serial port & cable, 32K of battery backed RAM, & Assembler/Terminal software. Please add \$5.00 for shipping within the U.S. Picture shown with upgrade option and optional heavy-duty keypad (\$29.95) installed. Satisfaction guaranteed.

EMAC, inc.
 11 EMAC WAY, CARBONDALE, IL 62901
 618-529-4525 Fax 457-0110 BBS 529-5708
 World Wide Web: <http://www.emacinc.com>

1985 - 1998
OVER
12
YEARS
OF SERVICE

RADIATION[®] A.L.E.R.T

QUALITY AT YOUR FINGERTIPS

The easy to build Monitor 4 kit is a cost effective way for you to survey for radiation



**BUILD OR BUY
YOUR OWN
GEIGER
COUNTER**

The finished kit is a sturdy general purpose Geiger counter capable of detecting alpha, beta, gamma, and x-rays. Kit price \$160.00



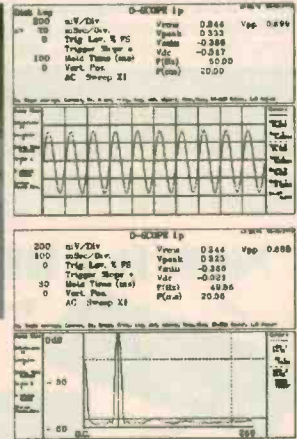
S.E. International, Inc.
P.O. Box 39
Summertown, TN 38483-0039
Tel: 800-293-5759 Fax 931-964-3564
E-mail: seinc@usit.net Website: seintl.com

DIGITAL STORAGE OSCILLOSCOPES

WITH
SPECTRUM
ANALYZER,
DVM, FREQ.
COUNTER,
AND DATA
LOGGER.

from
\$189.

PORTABLE
MODULES
CONVERT PC'S
INTO
MULTIPURPOSE
TEST AND
MEASURING
INSTRUMENTS.



Why lug a scope around? Toss one of our modules into your laptop case or tool kit. For a multi-purpose test device, plug to a PC parallel port and use the PC screen. Continuous, delayed, or triggered sweeps can be frozen on the screen, printed out, or saved to disk. Frequency Spectrums DC to 25 MHz.

Allison now provides PICO TECHNOLOGY Ltd. portable test equipment, including high-speed scopes, and multi channel data loggers. Pico and O-Scope modules accept standard probes and work with 286 or faster PC's.

FEATURES:

- PORTABLE UNITS TO 25 MHz
- USES PRINTER PORT
- USES STD. PROBES

OPTIONS:

- PROBE SETS
- AUTOMOTIVE PROBES
- BATTERY PACKS
- SOFT & HARD CASES

O-Scopes Made in U.S.A.

Picos Made in U.K.

Same Day Shipping
Includes Cable, Software & Manuals

O-Scope Ip (DC-50KHz, single trace)\$189.
O-Scope Ii (DC-500KHz, dual trace)\$349.
PICO (ADC 200/20) (DC-10MHz, dual trace)CALL
PICO (ADC 200/50) (DC-25MHz, dual trace)CALL
PICO pc based data loggers from \$99.

Shipping within U.S. UPS Ground \$7.50(Second day \$11.50)

SEND CREDIT CARD INFO., M.O., or CHECK, OR CALL

1-800-980-9806

Allison Technology Corporation

8343 CARVEL, HOUSTON, TX. 77036 U.S.A.

PHONE: 713-777-0401 FAX: 713-777-4746 BBS: 713-777-4753

<http://www.atcweb.com>

CONTROL MEASURE INPUT

RELAYS • LIGHTS • MOTORS

TEMPERATURE • PRESSURE • LIGHT LEVELS • HUMIDITY

SWITCH POSITIONS • THERMOSTATS • LIQUID LEVELS

MODEL 30 \$79



- PLUGS INTO PC BUS
- 24 LINES DIGITAL I/O
- 8 CHANNEL
- 8 BIT A/D IN
- 32 BIT COUNTER
- UP TO 14K SMP/SEC

MODEL 45 \$189




- RS-232 INTERFACE
- 8 DIGITAL I/O
- 8 ANALOG INPUTS
- 2 ANALOG OUTPUTS
- 2 COUNTERS-24 BIT

MODEL 100 \$279



- 12 BIT 100 KHZ A/D
- 4 ANALOG OUTPUTS
- 3 TIMER COUNTERS
- 24 DIGITAL I/O

MODEL 150-02 \$179



- RS-232 INTERFACE
- TRMB. 20 AMPS
- 12 BIT A/D
- OPT-ISOLATED
- COMPLETE DMM

MODEL 40 \$99



- RS-232 INTERFACE
- 28 LINES DIGITAL I/O
- 8 ANALOG INPUTS
- PWM OUTPUT

MODEL 70 \$239



- RS-232 INTERFACE
- 18 BIT A/D
- 8.5 DIGIT
- UP TO 60 SMP/SEC


Prairie Digital, Inc.

PHONE 608-643-8599 • FAX 608-643-6754

846 SEVENTEENTH STREET • PRAIRIE DU SAC, WISCONSIN 53578

CIRCLE 215 ON FREE INFORMATION CARD

16C/F84 Development Programmer



www.electronics123.com

\$21.95
+S&H \$5

• Software is for the 16C84 & 16F84 • Software can read, verify & load (Win95/3.x/Dos) • EEPROM space, program space & configuration fuses can be treated separately • Separate erase command • Test command to test the Programmer & cable connections • Vpp (programming voltage) is under software control • Attaches to parallel printer port of PC • 9V battery powered • Microchip data sheets of the 16C8x on disk • 16F84 programs made by other assemblers can also be used with this programmer • All components, PCB and Instructions included • 16F84-4MHz PIC included • Money Back Guarantee.

USA: Amazon Electronics, 14172 Eureka Rd, PO Box 21, Columbiana, OH 44408
AFRICA: Archimedes Products, Tel (012) 332-2356, PO Box 26603, Gezina, 0031, South Africa

Toll Free 1-888-549-3749 (USA & Canada)
We have lots of other electronic kits, books, science kits, components, enclosures, etc.
Request a FREE catalog.

FRIENDLY LITTLE MICRO CONTROLLER

\$149
(single)




...packs a **MEAN** punch
a.k.a. "Steroid Stamp"

- 39 I/O + 8 A/D (10 bit) •
- 128K SRAM + 128K Flash •
- LCD/Keypad Interface •
- Fast 16 bit Motorola CPU •
- Affordable C Compiler •
- Comprehensive s/w Library •

* Intec Automation Inc. v: 250-721-5150
www.steroidmicros.com fx: 250-721-4191

SC552ES CONTROLLER



- 80C552 @ 22MHz
- Enhanced BASIC Language
- 6"x9" circuit board
- 10 5A relay outputs
- 3 LED or logic outputs
- 16 opto-isolated inputs
- 8 ch. 10 bit analog inputs
- 2 ch. 8 bit analog outputs
- Real Time clock/calendar
- 128K Static RAM
- 128K FLASH memory
- 256 byte serial EEPROM
- 3 serial ports (RS232/485)
- IIC bus expansion
- Plug-on I/O terminal blocks
- Single 12Vdc operation

APPLICATION
READY ONLY



\$349.95

SYLVA
CONTROL SYSTEMS

519 Richard Street, Thunder Bay, Ontario, Canada P7A 1R2
Ph. 807-768-2487 Fax 807-767-0587
www.sylvacontrols.com info@sylvacontrols.com

Notch Filters

Test Chips



Filter Kits
1 to 2 \$20 each
3 to 9 \$15 each
10 to 20 \$9 each
21 or more \$7 each

Adult Wholesale
Video's

\$ 379.00
Free Shipping


Video Media
P.O. Box 93/6025
Margate, Fl. 33093-6025
(954)-752-9202

www.nutnet.com

ADAPT-11 68HC11 Modules for Solderless Breadboards

- miniature 2.0" by 2.8" module
- plugs vertically into solderless breadboard for easy development
- BOOT/RUN switch for easy programming via PC serial port
- all I/O lines on dual row connector

Complete modular prototyping system!
Expansion accessories available!



For just US\$74.95, our Starter Package (AD1ISP) provides everything you need to get going fast! Now you can harness the power of the popular 68HC11 in your projects! Includes ADAPT-11 with 68HC11E2, providing 2K EEPROM (re-programmable), 8 channel 8-bit Analog-to-Digital Converter (ADC), hardware timers, counters, interrupts, Serial Peripheral Interface (SPI), Serial Communications Interface (SCI), & more! On-board RS-232 interface (cable included), 5-volt regulator, 8MHz crystal, reset circuit, and convenient program/run switch. Comes with non-commercial versions of 'HC11 Assembler, BASIC, & C, as well as handy utilities & example code. Includes Motorola 68HC11 Pocket Programming Reference Guide and manual with schematic. All you need is a PC to write & program your software, a DC power supply, and a solderless breadboard (or proto-board) to build your application circuits on (or use our modular accessories).

Visa • MasterCard • AmericanExpress • Discover

TECHNOLOGICAL ARTS

309 Aragona Blvd., Suite 102, Box 418, Va. Beach, VA 23462
1644 Bayview Avenue, Box 1704, Toronto, ON M4G 3C3
voice/fax: (416) 963-8996 www.interlog.com/~techart

LASER MODULE



Auto Power Control
Collimated Laser
Compact Size
100,000 hr lifetime
No Electronics Required

Visible Laser Modules (635-670 nm)
TTL Modulated Laser Modules
Line Generator Laser Modules
Infrared Laser Modules (780-830 nm)

from
\$ 29 (US)

LASER POINTER



Focus Adjustable
Elegant Design
Solid Metal Body

Pen Style Laser Pointer (1500 ft visibility)
Key Chain Laser Pointer (1500 ft visibility)
Available in silver and, black finish.

\$19.95 (US)

World Star Tech. Ask for free catalog
Tel: (416) 204 6298 Fax: (416) 586 7619
http://www.worldstartech.com e-mail: info@worldstartech.com

Running Lights Kit

Ideal for parties, discos, shop windows and X-mas decoration. 8 LEDs switch on and off in 10 push button selectable patterns. 8 different speed levels for a total of 80 combinations! Includes PCB, components & instructions. Designed around a 51 micro-controller. Can operate light bulbs by using TRIACs. (8xTRIACs is \$6 extra) Money Back Guarantee. Visa/MC/MO/Check

USA: Amazon Electronics 14172 Eureka Rd, PO Box 21, Columbiana, OH 44408

AFRICA: Archimedes Products Tel (012) 332-2356, PO Box 26603, Gezina, 0031, South Africa

Toll Free 1-888-549-3749 (USA & Canada)
We have lots of other electronic kits, books, science kits, components, enclosures, etc.
Request a free catalog.

\$14
+S&H \$5

Printed Circuits in Minutes Direct From LaserPrint!

8 1/2" x 11"
• Or Photocopy
• Use standard household iron or P-n-P Press.



1. LaserPrint*
2. Press On**
3. Peel Off
4. Etch

Use Standard Copper Clad Board
20 Shts \$30/ 40 Shts \$50/ 100 Shts \$100
Visa/MC/PO/CK/MO \$4 S&H
Techniks Inc.
P.O. Box 463
Ringoes NJ 08551
ph. 908.788.8249 fax 908.788.8837
http://chelsea.ios.com/~techniks
Retail Dealer Inquires Invited

WINDOWS 95 —One Step at a Time

Don't know what to do when confronted with Microsoft's Windows 95 screen? Then you need a copy of *Windows 95—One Step at a Time*. Develop your expertise with the straight-forward presentation of the frequently-used features that make Windows 95 so valuable to the PC user.

To order Book BP399 send \$8.99 plus \$3.00 for shipping in the U.S. and Canada only to Electronics Technology Today Inc., P.O. Box 240, Massapequa Park, NY 11762-0240. Payment in U.S. funds by U.S. bank check or International Money Order. Please allow 6-8 weeks for delivery.



CLASSIFIED

BUSINESS OPPORTUNITIES

EASY WORK! EXCELLENT PAY! Assemble Products At Home. Call Toll Free 1-800-467-5566 ext. 5192.

\$400 WEEKLY ASSEMBLING Electronic circuit boards/products from home. For free information send SASE: Home Assembly-EN Box 216 New Britain, CT 06050-0216.

CABLE TV

CONFUSED?? Descramblers. Will explain all your options, all makes and models avl. Dealers are welcome. Open 6 days 9AM till 7PM EST, Toll Free# (888)238-0967. **ROYAL ENGINEERING INC.** Universal Box is here now.

CABLE TV Descramblers. One piece units. Pioneer 6310's, Scientific Atlanta 8580's, DPV7's and others. Lowest prices. Money back guarantee. **Precision Electronics** Houston, TX 1-888-691-4610.

WHOLESALE and volume pricing. Boss units and Seemores compatible with all systems. C.O.D. Call and compare prices 1-888-762-2253.

Bewildered about descramblers? Call for fast friendly explanation on your cable needs. Same day shipping or shipping is free. Tech. support with all orders. Call Toll free 1-888-221-8365. Global Electronics M-Sat. 9am-8pm.

LOOK no further for converters and accessories. Best picture lowest prices. Buy direct and save. Superior Technologies 1-888-922-0671.

CABLE TV Signal Eliminator - Powerful, user tunable filter for removing severe interference OR unwanted channels! Eight models, for channels (2-3)(4-6)(7-13)(14-17)(18-22)(23-29)(30-36)(95-99). Each \$30, add \$4 S/H. Quantity discounts. Money back guarantee. Visa, Mastercard or check. COD \$5 extra. Website <http://starcircuits.com/tvfilter>. **Star Circuits, PO Box 94917, Las Vegas, NV 89193. 1-800-433-6319.**

CABLEBOX descramblers, activators, testchips. Low prices. All questions welcome. Toll free (888) 205-6987. **MCA/Visa/COD. E.B. INTERNATIONAL.**

CABLE DESCRAMBLERS AND CONVERTERS, SHOP NO MORE. BEST PRICES AND TECH SUPPORT. EXTREME ELECTRONICS 1-888-609-4910.

Free Cable Descrambler Plans. For Details Write: Sierra Publishing, 909 E. Yorba Linda Blvd., Suite H-181, Dept ENT, Placentia, CA 92870.

CABLE TV SECRETS www.cabletvsecrets.com or \$9.95 Box 527 Pataskala, OH 43062.

CUBE for Jerrold Model CFT-2200, 2014, 2024, 2254, Pioneer 6300-6310, Auto-Multimode, Zenith ST-1600 \$175.00. Lowest price call 800-822-8530.

CABLE TV EQUIPMENT & ACCESSORIES. Wholesalers Welcome! 30 Day Moneyback Guarantee! Free Catalog! **PERFORMANCE ELECTRONICS, INC. 1-800-815-1512.**

CABLE DESCRAMBLING, New secret manual. Build your own Descramblers for Cable and Subscription TV. Instructions, schematics for SSAVI, Gated Sync, Sinewave, \$12.95, \$2 postage. **CABLETRONICS, Box 30502R, Bethesda, MD 20824.**

NEW! Cellphone E.S.N. readers \$250 each, cell phone programmers \$175 each, cell phones \$25 each, DSS satellite dish card readers and programmers \$125 each, credit card readers \$250 each, Cable T.V. notch filters 50 cents each, convertor boxes \$50 each, magnetic strip card readers for ATM machines, bank cards, drivers license, and all types of data acquisitions all under \$200 each. You pay these super low prices when you deal directly with the manufacturers. When you order "Direct Connection" a 150 page directory published by Ed Treki Publications, you will receive the largest collection of names, addresses, and phone numbers of all the leading American and International manufacturers of these products never before available. Stop paying second, third and fourth hand prices and deal directly with the source!!! Order your copy of "Direct Connection" today for only \$99.95 plus \$5 shipping. All orders are sent C.O.D. Please call Ed Treki Publications 24 hour order hot line 914-544-2829.

CB-SCANNERS

CB Radio Modifications! Frequencies, kits, high-performance accessories, books, plans, repairs, amps, 10Meter conversions. The best since 1976! Catalog \$3.00. **CBCI, Box 31500EN, Phoenix, AZ 85046.**

COMPONENTS

SAVE \$\$\$ Reclaimed electro-mech/electronic components and assemblies. SASE for list. 800/334-1159, **PMA Services, 22347 La Palma Ave. #106, Yorba Linda, CA 92887**

COMPUTER EQUIPMENT WANTED

Wanted Heath H-11 and H-27. Must be working. Will pay shipping and reasonable price. gloutt@qni.com.

PLANS-KITS-SCHEMATICS

ELECTRONIC PROJECT KITS: 49 McMichael St, Kingston, ON, K7M 1M8. \$3.00 catalog. www.qkits.com. **QUALITY KITS.**

CATALOG: Broadcasting/micro transmitters, amplifiers, antennas. Start your own radio station books. Audio, TV, Ham, CB, Surveillance, Science projects and more. www.panaxis.com PAN-COM Int'l, PO Box 130-10, Paradise, CA 95967.

SATELLITE EQUIPMENT

FREE CATALOG - Satellite TV/GPS-DIY. Technical Books, Installation Videos, Computer Analysis Software www.baylin.com 800-843-2425.

SKYVISION! Your Satellite Home Entertainment Source. Best values: DBS and C/Ku-band equipment, including 4DTV. Most complete selection: Parts-Tools-Upgrades-Accessories! Free Discount Buyer's Guide. Call 800-543-3025. International 218-739-5231. www.skyvision.com.

DSS Hacking: How to construct and program smart cards, with pic16C84, PCB layout, Complete DSS system schematics, \$16.95. Software \$25. **CABLETRONICS** Box 30502R, Bethesda, MD 20824

CABLE TV EQUIPMENT

Converters, Test Cubes & Chips

**1 Year Warranty
30 Day Money
Back Guarantee**



**"ABSOLUTE LOWEST
WHOLESALE &
RETAIL PRICES"
CABLE U.S.A.
1-888-388-CUBE**

SECURITY

SECURITY Systems and Surveillance Camera Equipment. Do it yourself and save. Camera's, Monitor's, VCR's, Motion and Glassbreak Detector's, Control Panel's, Siren's, more. www.a1security.com.

TEST EQUIPMENT

Large assortment of used test equipment for sale. Request catalog or visit our website. **Stevenson Equipment Company** 609-888-2846 Fax: 609-888-2847 <http://www.stevensonlabs.com>.

TEST EQUIPMENT SALE Complete listing at <http://www.astglobal.com> or call NOW to receive list by fax or mail. **AST GLOBAL ELECTRONICS:** Voice: 888-216-7159, Fax: 814-398-1176, e-mail: sales@astglobal.com

WANTED

WANTED: USED TEST EQUIPMENT. TURN IDLE OR EXCESS EQUIPMENT INTO CASH. AST GLOBAL ELECTRONICS: Voice: 888-216-7159, Fax: 814-398-1176, e-mail: sales@astglobal.com

CALLER ID ON TV

NEW! CALLER-TV \$49.95 NO MORE INTERRUPTIONS! Know who's calling immediately. Secure internet ordering www.caller-tv.com, 520-544-4567.

SCRAMBLING NEWS

Best Satellite TV news includes coverage of piracy. Voice/Fax 716-283-6910. www.scramblingnews.com.

USE ELECTRONICS NOW CLASSIFIEDS

READ BY ELECTRONIC BUYERS AND SELLERS AND TRADERS

INSTRUCTIONS FOR PLACING YOUR AD!

HOW TO WRITE YOUR AD

TYPE or **PRINT** your classified ad copy **CLEARLY** (not in all capitals) using the form below. If you wish to place more than one ad, use a separate sheet for each additional one (a photo copy of this form will work as well). Place a category number in the space at the top of the order form (special categories are available). If you do not specify a category, we will place your ad under miscellaneous or whatever section we deem most appropriate.

We cannot bill for classified ads. **PAYMENT IN FULL MUST ACCOMPANY YOUR ORDER.** We do permit repeat ads or multiple ads in the same issue, but in all cases, full payment must accompany your order.

WHAT WE DO

The first word and company name of each ad are set in bold caps at no extra charge. No special positioning, centering, dots, extra space, etc. can be accommodated.

RATES

Our classified ad rate is \$2.50 per word. Minimum charge is \$37.50 per ad per insertion (15 words). Any words that you want set in bold are each .40 extra. Indicate bold words by underlining. Words normally written in all caps and accepted abbreviations are not charged anything additional. State abbreviations must be post office 2-letter abbreviations. A phone number is one word.

If you use a **Box** number you must include your permanent address and phone number for our files. **ADS SUBMITTED WITHOUT THIS INFORMATION WILL NOT BE ACCEPTED.**

For firms or individuals offering Commercial products or Services. **Minimum 15 Words.** 5% discount for same ad in 6 issues within one year; 10% discount for same ad in 12 issues. **Boldface** (not available as all caps), add .40 per word additional. **Entire ad in boldface**, add 20%. **Tint screen behind entire ad**, add 25%. **Tint screen plus all boldface ad**, add 45%. **Expanded type ad**, add \$4.00 per word.

General Information: A copy of your ad must be in our hands by the 13th of the fourth month preceding the date of issue (i.e. Sept issue copy must be received by May 13th). When normal closing date falls on Saturday, Sunday or Holiday, issue closes on preceding work day. Send for the classified brochure.

DEADLINES

Ads not received by our closing date will run in the next issue. For example, ads received by November 13 will appear in the March issue that is on sale January 17. **ELECTRONICS NOW** is published monthly. No cancellations permitted after the closing date. No copy changes can be made after we have typeset your ad. **NO REFUNDS**, advertising credit only. No phone orders.

CONTENT

All classified advertising in **ELECTRONICS NOW** is limited to electronics items only. All ads are subject to the publishers' approval. **WE RESERVE THE RIGHT TO REJECT OR EDIT ALL ADS.**

AD RATES: \$2.50 per word, Minimum \$37.50

Send you ad payments to:

ELECTRONICS NOW 500 Bi-County Blvd, Farmingdale, NY 11735-3931

CATEGORIES

- | | | | |
|-------------------------------|----------------------------------|---|----------------------------|
| 100 -- Antique Electronics | 270 -- Computer Equipment Wanted | 450 -- Ham Gear Wanted | 630 -- Repairs-Services |
| 130 -- Audio-Video Lasers | 300 -- Computer Hardware | 480 -- Miscellaneous Electronics For Sale | 660 -- Satellite Equipment |
| 160 -- Business Opportunities | 330 -- Computer Software | 510 -- Miscellaneous Electronics Wanted | 690 -- Security |
| 190 -- Cable TV | 360 -- Education | 540 -- Music & Accessories | 710 -- Telephone |
| 210 -- CB-Scanners | 390 -- FAX | 570 -- Plans-Kits-Schematics | 720 -- Test Equipment |
| 240 -- Components | 420 -- Ham Gear For Sale | 600 -- Publications | 730 -- Wanted |

CLASSIFIED AD COPY ORDER FORM

Place this ad in Category # _____ Special Category \$30.00 Additional _____

1 - \$37.50	2 - \$37.50	3 - \$37.50	4 - \$37.50	29 - \$72.50	30 - \$75.00	31 - \$77.50	32 - \$80.00
5 - \$37.50	6 - \$37.50	7 - \$37.50	8 - \$37.50	33 - \$82.50	34 - \$85.00	35 - \$87.50	36 - \$90.00
9 - \$37.50	10 - \$37.50	11 - \$37.50	12 - \$37.50	37 - \$92.50	38 - \$95.00	39 - \$97.50	40 - \$100.00
13 - \$37.50	14 - \$37.50	15 - \$37.50	16 - \$40.00	Total words _____		\$2.50 per word = \$ _____	
17 - \$42.50	18 - \$45.00	19 - \$47.50	20 - \$50.00	Bold Face _____		\$0.40 per word = \$ _____	
21 - \$52.50	22 - \$55.00	23 - \$57.50	24 - \$60.00	Special Heading _____		\$30.00 = \$ _____	
25 - \$62.50	26 - \$65.00	27 - \$67.50	28 - \$70.00	Other _____		= \$ _____	

Total classified ad payment \$ _____ enclosed **TOTAL COST OF AD \$ _____**

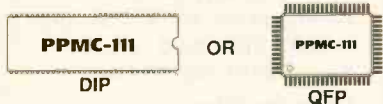
Check Mastercard Visa Discover Card # _____ Expiration Date ___/___/___
Signature _____

Name _____ Phone _____

Address _____ City State Zip _____

Intelligent Stepper Motor Control

67,000 pps... Trapezoidal or Parabolic Acceleration
"On-the-Fly" Speed Change... Lots of other stuff too



\$29.50 (100's)

PC compatible DEMO BOARD available



Sil Walker
880 Calle Plano, Unit N, Camarillo, CA 93012
(805)389-8110 voice... (805)484-3311 fax... Email: silwkr@vcnet.com

CABLE TV CONVERTERS

Equipment & Accessories
Wholesalers Welcome
Call C&D ELECTRONICS
1-888-615-5757 M-F 10a-6p

ULTIMATE HOME SHOP

Complete tools for metal & woodworking



Starting at \$995
Easy to use
Versatile
Affordable
FREE CATALOG
Call 1-800-345-6342 or write: Smithy Dept. ENS, P.O. Box 1517 Ann Arbor, MI 48106-1517

BEST BY MAIL

Rates: Write National, Box 5, Sarasota, FL 34230

LONG AGO RADIO. Over 7000 old radio programs available on cassette/CD's. Free sample catalog. Tollfree 1-877-Long-Ago. www.longagoradio.com

FREE IBM SHAREWARE, CD-Rom Disk Catalog!! MOM'N'POPS SOFTWARE, POB 15003-EN, Spring Hill, FL 34609. (352)-688-9108.

THERAPY MAGNETS - How they enhance healing and relieve pain. FREE audio tape. 888-554-9144.

FORMULA ONE - 1 Lost 7 Pounds in 10 Days. Send \$5.00 10-Day Supply. NEW YOU SYSTEM, Dept. #8, 278 H St., Lincoln, CA 95648.

BUGGED??

EAVESDROPPING is unbelievably widespread! Electronic Devices with amazing capabilities can be monitoring your telephone and room conversations RIGHT NOW! Are you sure you're safe? **FREE CATALOG** tells you *fast!* Includes Free Bonus details on fantastic opportunities now open in Counter-Surveillance field. Exciting, immensely interesting and EXTREMELY profitable! up to \$250/hr! full/part-time income. Call Now! **1-800-732-5000**

FCC License Preparation

Electronics Tech., Avionics, Marine & Radar HOMESTUDY—Fast, Easy & Inexpensive Manuals, Audio, Video, PC disks, latest Q&As
Free 1-800-800-7555 "Guaranteed Pass"
See at <http://www.worldaccessnet.com>
BusinessShowcase/wpt. 4701 NE 47th St. Vancouver, WA 98661 - WPT Publications

SURVEILLANCE HIDDEN CAMERAS
DIRECT FROM MANUFACTURER—BEST PRICE IN THE MARKET


Ultra miniature hidden camera. In dome, smoke or motion detector w/ mic. B/W or Color. Wide view angle. Low light sensitivity + super sharp images, plus video and audio output. From \$159.00. Also 1/2" B/W board camera w/mic. only \$99.00 USD. Wireless hidden camera, start at only \$249.00 USD. Plus \$5.95 for SH. Wholesale/Retal Welcome. C.O.D. Check, Money Order or Visa/MC.

BOLIDE INTERNATIONAL CORPORATION
PH: (800) 355-0895 or (626) 575-8178
9660 Flair Drive #218, El Monte, CA 91731
<http://www.bolideamazingproducts.com/>

Crazy Dan's Price War
"Prices so low you won't believe it"
CABLE DESCRAMBLERS
NOBODY BEATS DAN THE CABLEMAN
1-888-429-4369

PC Boards Under \$100

- 1 Download our FREE layout software
- 2 Design your 2 sided plated-through PCB
- 3 Send us your layout over the Internet
- 4 In 2-3 business days, UPS delivers your boards, typically under \$100



www.expresspcb.com

Find Bad Capacitors

In-Circuit with the Capacitor Wizard



The Capacitor Wizard is an extremely FAST and RELIABLE device designed to measure ESR (Equivalent Series Resistance) on capacitors of 1uf and larger "IN CIRCUIT", eliminating the need to remove the capacitor for accurate tests. The Capacitor Wizard finds BAD caps IN CIRCUIT that even VERY EXPENSIVE cap checkers MISS ENTIRELY, even out of the circuit!! Standard capacitor meters cannot detect any change in ESR therefore they miss bad capacitors leading to time consuming "Tough Dog" repairs. *Technicians say it is the most cost effective instrument on their workbench.*



Made in the USA
Order Today

Only \$179.95
Call 1-800-394-1984

<http://www.heinc.com>
Int. # 316-744-1993
Fax 316-744-1994

6222 N. Oliver, Kechi, KS 67067

30 day money back guarantee



ADVERTISING INDEX

Electronics Now does not assume any responsibility for errors that may appear in the index below.

Free Information Number	Page	Free Information Number	Page
—	Abacom Technology.....	80	319
—	ABC Electronics.....	94	—
—	AES.....	82	—
214	All Electronics.....	79	330
—	Allison Technology.....	99	—
—	Amazon Electronics.....	100	—
282	American Eagle Publications.....	75	325
329	American Innovations.....	87	327
—	Andromeda Research.....	85	324
—	Arrow Technologies.....	86, 94	133
—	Associated Electrical & Eng.....	87	—
321	Audio Amateur.....	74	—
313	Basic Electrical Supply.....	49	—
283	Bel-Merit.....	96	318
—	Brand Electronics.....	80	271
322	C&S Sales, Inc.....	76	—
—	Cable USA.....	101	—
332	Circuit Specialists.....	92	317
—	CLAGGK, Inc.....	8	262
—	Cleveland Inst. of Electronics.....	3, 11	—
—	Command Productions.....	80	—
—	Conitec.....	90	217
—	Consolidated Electronics.....	84	215
226	Consumertronics.....	70	264
312	Dynamic Technology.....	88	78
—	EDASHOP.....	96	266
—	EDE - Spy Outlet.....	96	334
323	Electronix Express.....	86	—
—	Electronic Tech. Today.....	25	—
—	Emac Inc.....	98	—
—	Engineering Express.....	103	—
335	Foley-Belsaw.....	81	—
—	General Device Instruments.....	84	—
122	Global Specialties.....	17	—
—	Grantham Col. of Engineering.....	4	311
—	Home Automation.....	85	333
—	Howard Electronics.....	103	320
331	Howard Electronics.....	91	275
—	ICS.....	94	—
—	IEC.....	98	—
—	Information Unlimited.....	98	—
—	Intec Automation.....	100	272
126	Interactive Image Technologies.....	CV4	—
—	IVEX Design.....	83	—
—	Jameco.....	CV3	—
—	James Electronics.....	94	—
—	Jensen Tools.....	87	—
—	Lynxmotion.....	83	—
—	M2L Electronics.....	90	—
—	Mark V Electronics.....	95	—
—	MCM Electronics.....	73	—
—	Merrimack Valley Systems.....	82	—
—	MicroCode Engineering.....	CV2	—
—	microEngineering Labs.....	96	—
—	Micro Test.....	96	—
—	Modern Electronics.....	86	—
—	Mouser Electronics.....	86	—
—	Netcom.....	75	—
—	NRI Schools.....	37	—
—	NYE Electronics.....	84	—
—	OWI.....	90	—
—	Parts Express Inc.....	89	—
—	Pioneer Hill Software.....	84	—
—	Point Six.....	85	—
—	Polaris Industries.....	69	—
—	Prairie Digital.....	99	—
—	Print (Pace).....	97	—
—	Radio Shack.....	13	—
—	Ramsey Electronics.....	71	—
—	Roger's Systems Specialist.....	72	—
—	SE International.....	99	—
—	Sil Walker.....	103	—
—	Square 1 Electronics.....	82	—
—	Sylva Control Systems.....	100	—
—	Tab Books.....	29, 55	—
—	Techniks.....	100	—
—	Technological Arts.....	100	—
—	Telulux.....	78	—
—	Test Equipment Depot.....	70	—
—	Test Equipment Sales.....	74	—
—	Timeline.....	78	—
—	U.S. Cyberlab.....	85	—
—	Video Media.....	100	—
—	Visual Communications.....	4	—
—	White Star Electronics.....	75	—
—	World Star Technologies.....	100	—

ADVERTISING SALES OFFICES

Gernsback Publications, Inc.
500 Bi-County Blvd.
Farmingdale, NY 11735-3931
1-(516) 293-3000
Fax 1-(516) 293-3115

Larry Steckler
 publisher (ext. 201)
 e-mail advertising@gernsback.com

Adria Coren
 vice-president (ext. 208)

Ken Coren
 vice-president (ext. 267)

Christina Estrada
 assistant to the publisher (ext. 209)

Arline Fishman
 advertising director (ext. 206)

Marie Falcon
 advertising assistant (ext. 211)

Adria Coren
 credit manager (ext. 208)

For Advertising ONLY

EAST/SOUTHEAST

Megan Mitchell
 9072 Lawton Pine Avenue
 Las Vegas, NV 89129
 Phone 702-240-0184
 Fax 702-838-6924
Lorri88@aol.com

MIDWEST/Texas/Arkansas/Okla.

Ralph Bergen
 Midwest Advertising
 One Northfield Plaza, Suite 300
 Northfield, IL 60093-1214
 1-847-559-0555
 Fax 1-847-559-0562
bergenrj@aol.com

PACIFIC COAST

Janice Woods
 Pacific Advertising
 Hutch Looney & Associates, Inc.
 6310 San Vicente Blvd., Suite 360
 Los Angeles, CA 90048-5426
 1-213-931-3444 (ext. 228)
 Fax 1-213-931-7309
janice@hlooney.com

Electronic Shopper

Joe Shere
 National Representative
 P.O. Box 169
 Idyllwild, CA 92549-0169
 1-909-659-9743
 Fax 1-909-659-2469
Jshere@gernsback.com

Megan Mitchell
 National Representative
 9072 Lawton Pine Avenue
 Las Vegas, NV 89129
 Phone 702-240-0184
 Fax 702-838-6924
Lorri88@aol.com

Customer Service

1-800-999-7139
 7:00 AM - 6:00 PM M-F MST

METEX® Multimeters

3 1/2-Digit Digital Multimeter

- AC voltage: 200mV to 700V
- DC voltage: 200mV to 1000V
- AC & DC current: 20µA to 20A
- Resistance: 200Ω to 20MΩ
- Auto zeroing
- Input impedance: 10MΩ
- One-year warranty



Part No.	Product No.	1-4	5-9	10+
27115	M3800	\$39.95	\$35.95	\$31.95

3 3/4-Digit Multimeter with Computer Interface and Temperature Measurement

- Measures AC/DC voltage: AC current (400mA to 20A), DC current (400mA to 20A)
- Measures resistance (400Ω to 40MΩ), diodes and continuity
- Data hold switch
- Autoranging all scale settings
- Temperature measurement probe (-40°C to +1200°C)
- Measures transistor hfe, frequency and capacitance
- One-year warranty



Part No.	Product No.	Description	Price
117372	M3850D	3 3/4 digit	\$119.95

4 1/2-Digit Multimeter with Computer Interface

- AC voltage: 200mV to 750V
- DC voltage: 200mV to 1000V
- 0.7" high digits
- Resistance: 200Ω to 20MΩ
- Capacitance: 2000pf to 20µf
- Frequency: 20KHz
- Computer interface (RS232C) with software (5.25") and cable
- Data hold switch
- One-year warranty



Part No.	Product No.	Description	Price
106534	M4650CR	4 1/2 digit	\$119.95

3 3/4-Digit Multimeter with Computer Interface and Dual Display

- Measures AC/DC voltage: AC current (400mA to 20A), DC current (400mA to 20A)
- Measures resistance (400Ω to 40MΩ)
- Autoranging all measurement settings
- True RMS
- Measures inductance, capacitance, temp. (°C/F), transistor hfe and frequency
- One-year warranty



Part No.	Product No.	Price
137461	M3860D	\$129.95

JAMECO Tool Kits

12 Piece Tool Kit

- (2) Slotted screw-drivers: 1/8", 3/16"
- (2) Phillips screw-drivers: #0, #1
- (2) Nut drivers: 3/16", 1/4"
- (2) Torque screw-drivers: T-10, T-15
- Tweezers
- 3-claw parts holder
- 14-16 pin IC inserter/straightener
- 14-40 pin IC extractor
- Black vinyl carrying case
- Weight: 1.2 lbs.
- Size: 9.0"L x 5.8"W x 1.3"H



Part No.	Description	1-9	10-24
14189	Computer service kit	\$14.95	\$13.49

26 Piece Tool Kit

Excellent Kit for Electronics Repair and Maintenance!

- 2-in-1 carrying case has separate pocket to carry documents
- Weight: 7.0 lbs.
- Size: 16.0"L x 12.0"W x 4.0"H



Part No.	Description	1-4	5-9
135968	26 piece tool kit	Special	\$59.95

51 Piece Tool Kit

Essential Kit for Electronic Machine Maintenance and Repair Jobs!

- Case features removable pallets, a combination lock and a cushioned, black plastic handle.
- Weight: 10.4 lbs.
- Size: 12.5"L x 17.5"W x 3.5"H



Part No.	Description	Price
26681	51 piece tool kit	\$99.95

66 Piece Tool Kit

Comprehensive Kit for Field Technicians and Engineers!

- Aluminum case features removable pallets, surface type locks, a black plastic handle, side buckles and a strap.
- Weight: 15.5 lbs.
- Size: 18.0"L x 14.0"W x 6.0"H



Part No.	Description	Price
105646	66 piece tool kit	\$179.95

OWI Kits

Hyper Peppy Beginner Kit

A fast and zippy robot who will reverse himself and resume a different course when he comes in contact with an obstacle or detects a loud sound.



Part No.	Description	1-4	5-9
140863	Beginners kit	\$24.95	\$22.49

Soccer Robot Beginners Kit

Allows you to build this interactive robot with simple hand tools. Soccer robot has 6 operational kicking mechanisms. It runs forward, backward, turns left or right and executes 360 degree turns.



- Hardware for building the kit
- Control box and ball
- Weight: 1.1 lbs.
- Size: 12.0"L x 7.0"W x 3.5"H

Part No.	Description	1-4	5-9
140871	Soccer robot	\$34.95	\$31.95

Mecha Medusa Intermediate Kit

A walking robot that operates on the aid of sound sensor. Requiring only simple basic hand tools.



Part No.	Description	1-4	5-9
140847	Mecha-Medusa kit	\$39.95	\$35.95

Spider Advanced Kit

A robot that moves about avoiding obstacles by infrared ray sensing system.



Part No.	Description	1-4	5-9
140821	Spider advanced kit	\$59.95	\$53.95

Line Tracker Advanced Kit

A robot that follows a black line on white paper.



- Infrared sensor including infrared diode/transistors/IC
- Hardware for building the kit
- 2 DC motors
- Size: 12.0"L x 7.0"W x 3.5"H
- Weight: 1.1 lbs.

Part No.	Description	1-4	5-9
140839	Line tracker	Special	\$49.95

Macintosh® Products

Quadra 610

Includes keyboard, mouse, floppy drive, video port, SCSI port, printer port, modem port, stereo speaker



- port and MacOS pre-loaded.
- CPU/MHz: 040/24
- Memory: 16MB
- Upgradeable to 68MB
- Hard drive: 240MB
- 2X CD-ROM
- Ethernet: AAUI-15
- Slots: (1) NuBus/PDS

Part No.	Description	Price
154245	Quadra 610	\$329.95

PowerBook 540c

Great for field applications or general administrative tasks. Includes floppy drive, SCSI port, printer port, ADB port, stereo speaker port and MacOS pre-loaded.



- CPU/MHz: 040/33
- Memory: 20MB
- Upgradeable to 36MB
- Hard drive: 320MB
- Ethernet: AAUI-15
- 19.6Kbps modem
- Color display: 9.5" active matrix LCD

Part No.	Description	Price
154296	PowerBook 540c	\$699.95

Power Macintosh 5200

Provides outstanding performance, at an affordable price.

Includes keyboard, mouse, floppy drive, video port, SCSI port, printer port, modem port, stereo speaker port and MacOS pre-loaded.



- CPU/MHz: 601/75
- Memory: 16MB
- Upgradeable to 64MB
- Hard drive: 500MB
- 4X CD-ROM
- Slots: 1 each of LC, Comm, TV, Video I/O

Part No.	Description	Price
154350	Power Macintosh 5200	\$599.95

* Factory Recertified

Other Macintosh® Products Available! Call for more information.

Part No.	Description	Price
154421	15" Sony Trinitron monitor	\$189.95
154456	Color StyleWriter 1500	149.95
154499	LaserWriter 12/640 PS	939.95
154616	2X internal CD-ROM	69.95
154608	1.44MB floppy drive manual	69.95
154579	1.44MB floppy drive auto	69.95

JAMECO

ELECTRONIC COMPONENTS
COMPUTER PRODUCTS
Order Toll Free 24-Hours
7-Days a Week!

© 1998 Jameco 10/98



1355 Shoreway Road
Belmont, CA 94002-4100
FAX: 1-800-237-6948 (Domestic)
FAX: 650-592-2503 (International)
E-mail: info@jameco.com
http://www.jameco.com

Mention
VIP # OR8

Mail or Fax Us to Receive Our Free 983 Jameco Catalog!



Name: _____
Company: _____
Address: _____
City: _____ State/Zip: _____
Phone#: (____) _____

VIP OR8

Call 1-800-831-4242 day or night!

Better Designs - Faster

With the Personal Design Solution

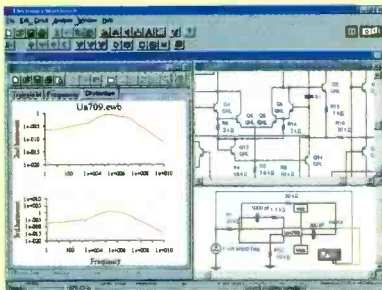
The Design Solution Includes: Electronics Workbench Personal Edition + EWB Layout

Electronics
Workbench
Personal Edition

Electronics
Workbench *Layout*
Personal Edition

Full-featured schematic capture and SPICE 3F circuit simulation!


The world's best selling circuit design software. With analog, digital and mixed A/D SPICE simulation, a full suite of analyses and over 4000 devices. Imports netlists. Seamlessly integrated with EWB Layout or exports to other popular PCB programs. Still the standard for power and ease of use. Still the same effective price.



\$299
Version 5

Power-packed PCB layout with autorouting and real-time DRC!

EWB Layout is a powerful board layout package for producing high-quality, multi-layer printed circuit boards. Offering tight integration with our schematic capture program, you can incorporate board layout and design and quickly bring well-designed boards to production.



\$299
Version 5

HIGH-END FEATURES

TRUE MIXED ANALOG/DIGITAL	YES
FULLY INTERACTIVE SIMULATION	YES
PRO SCHEMATIC EDITOR	YES
HIERARCHICAL CIRCUITS	YES
VIRTUAL INSTRUMENTS	YES
ON-SCREEN GRAPHS	YES
ANALOG AND DIGITAL MODELS	OVER 4,000
FREE TECHNICAL SUPPORT	YES
DC OPERATING POINT	YES
AC FREQUENCY	YES
TRANSIENT	YES
FOURIER	YES
NOISE	YES
DISTORTION	YES

POWER-PACKED FEATURES

AUTOROUTING	YES
REROUTE WHILE MOVE	YES
LAYERS	32 ROUTING LAYERS
BOARD SIZE	50" X 50"
LIBRARY SHAPES	OVER 3,500
BLIND AND BURIED VIAS	YES
EXTENSIVE OUTPUT	YES
SELECTIVE NET HIGHLIGHTING	YES
USER DEFINED PADS	YES
REAL TIME DESIGN RULE CHECK	YES
DENSITY HISTOGRAMS	YES
FREE TECHNICAL SUPPORT	YES

**30-DAY MONEY-BACK
GUARANTEE**

*Join over 85,000 customers
and find out why more circuit designers
buy Electronics Workbench than
any other circuit design tool.*

**CALL FOR INFORMATION
AND PRICING ON OUR
PROFESSIONAL EDITION.**

ELECTRONICS WORKBENCH Personal Edition \$299.00
EWB LAYOUT Personal Edition \$299.00

**BUY
BOTH
AND
SAVE**

PERSONAL DESIGN SOLUTION \$598.00
\$548.00

CALL 800-263-5552

**For a free demo, visit our website
at <http://www.interactiv.com>**

INTERACTIVE IMAGE TECHNOLOGIES LTD., 908 Niagara Falls Boulevard,
#068, North Tonawanda, New York 14120-2060 / Telephone 416-977-5550.

TRADEMARKS ARE PROPERTY OF THEIR RESPECTIVE HOLDERS. OFFER IS IN U.S. DOLLARS AND VALID ONLY
IN THE UNITED STATES AND CANADA. ALL ORDERS SUBJECT TO \$15 SHIPPING AND HANDLING CHARGE.

Fax: 416-977-1818 E-mail: ewb@interactiv.com
CompuServe: 71333,3435 / BBS:416-977-3540



CIRCLE 126 ON FREE INFORMATION CARD