

WHERE TO FIND MANUALS, SCHEMATICS, AND MORE

JANUARY 1998

Electronics NOW

Build an Automotive Performance Tester

Accurately measure your car's
acceleration and cornering ability

NEW SECTION!
Prototype
A Look At Tomorrow's
Technology

Neighborhood Electric Vehicles

Have electric cars finally
found a niche?

Build the Joymouse

A combination mouse and joystick that
works with any PC and any program

What's New in Sensor Technology

New devices that can measure—and
even analyze—practically anything



\$4.50 U.S.
\$4.99 CAN.



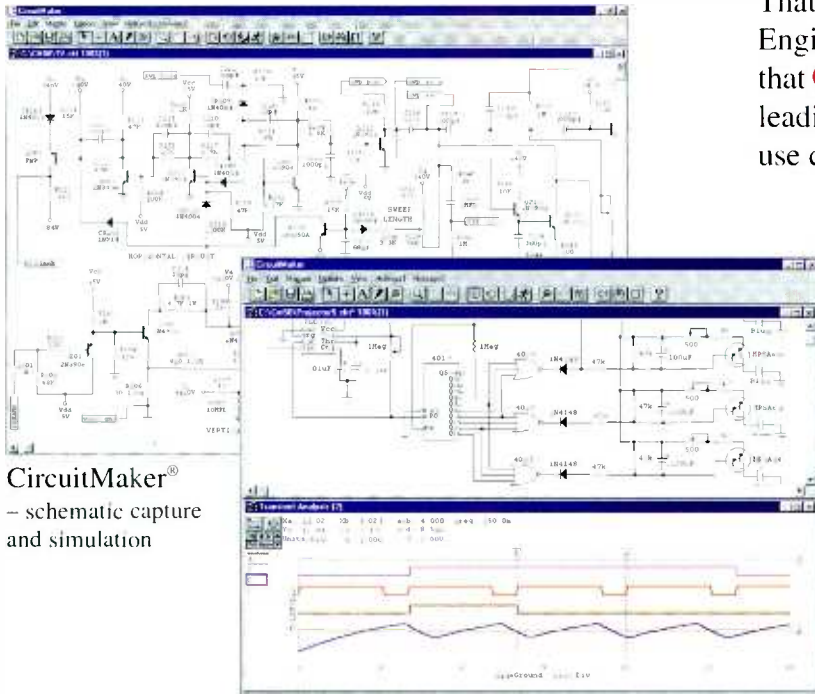
#BXNBQWF***** 5-DIGIT 21046
#DHM9515R093 7#460734 0A S03
APR 99
ROBERT DAHM 88EN
9515 RED RAIN PATH
COLUMBIA MD 21046-2073



Professional Power

at a hobbyist price.

That has been our philosophy at MicroCode Engineering since 1987. So it's no surprise that **CircuitMaker** and **TraxMaker** are the leading software tools for affordable, easy-to-use circuit design, simulation and PCB layout.



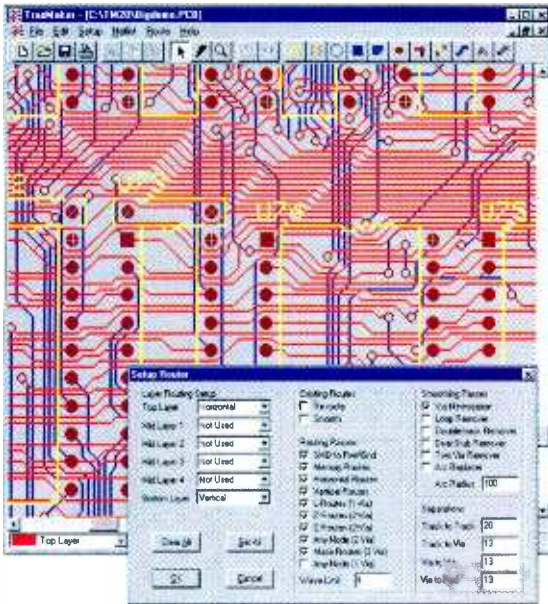
CircuitMaker®
– schematic capture and simulation

QUICKLY DESIGN analog, digital or mixed analog/digital circuits with CircuitMaker's advanced schematic features. You fully control the wiring, device placement, annotation and colors. And the Symbol Editor and macro features let you create unlimited custom devices and symbols.

SIMULATE and **ANALYZE** what you create – try all the "what if" scenarios with:

- Fast, proven 32-bit SPICE 3f5/XSpice simulator
- True mixed analog/digital simulation
- Fully interactive digital logic simulation
- 4,000-device library
- AC Frequency Analysis
- DC Operating Point Analysis
- DC Transfer Function
- Transient Analysis
- Step Function – step component values and sources over a user-definable range

TraxMaker® – PCB layout and autorouting



TAKE MEASUREMENTS at any point in the circuit with a click of the Probe tool. Results appear immediately on virtual instruments like the Digital Oscilloscope, Curve Tracer, Digital Multimeter and Bode Plotter. No other simulator lets you take measurements as quickly and easily as CircuitMaker.

COMPLETE the design process with TraxMaker, a professional printed circuit board layout program with built-in autorouter. Import netlists from CircuitMaker and other schematic programs, or design boards from scratch.

- Includes autorouter, auto component placement and Design Rules Check
- Supports up to 8 copper layers, board sizes up to 32 x 32 inches
- Surface mount and through-hole components from a customizable library
- Outputs your PCB as a Gerber file, Excellon N/C drill file, and prints to any Windows-selectable printer or plotter

RELY ON free technical support from qualified engineers. And every MicroCode product is backed by our **30-day Money-Back Guarantee** if it does not live up to your expectations.

Call 800-419-4242 for more information and free demos

(or download from www.microcode.com)

CIRCLE 171 ON FREE INFORMATION CARD

CircuitMaker Version 5	\$299
TraxMaker Version 2	\$299
CircuitMaker Design Suite™ (CircuitMaker and TraxMaker)	\$549

CONTENTS

JANUARY 1998

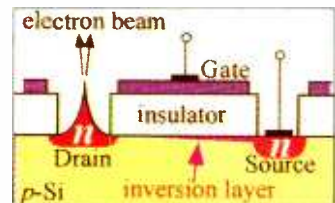
ON THE COVER

33 BUILD THE AUTOMOTIVE PERFORMANCE TESTER

Many, if not most, Americans have a love affair with their cars. They wax; they wash; then try every new performance-enhancing gizmo or gadget that comes down the pike. Still, every so often, it seems like our favorite chariot's get-up-and-go has got-up-and-went. What gives? Is our car just having a bad day? Was that premium gas we just purchased not up to snuff? Or are we simply playing mind games with ourselves? This month's cover story gives you a way to quantitatively measure your car's acceleration and cornering ability and to make sure all is as it should be. — *Dan Harrison*

**TECHNOLOGY**

13 PROTOTYPE



A new MOSFET leads to micro vacuum tubes, space-age medicine, and lots more.

40 WHAT'S NEW IN SENSOR TECHNOLOGIES

New advances have led to an explosion of new sensor types and even to complete laboratories on a chip.— *Tom Petruzzelli*

47 NEIGHBORHOOD ELECTRIC VEHICLES



Has electric-powered transportation finally found its niche? — *Bill Siuru*

As a service to readers, ELECTRONICS NOW publishes available plans or information relating to newsworthy products, techniques and scientific and technological developments. Because of possible variances in the quality and condition of materials and workmanship used by readers, ELECTRONICS NOW disclaims any responsibility for the safe and proper functioning of reader-built projects based upon or from plans or information published in this magazine.

Since some of the equipment and circuitry in ELECTRONICS NOW may relate to or be covered by U.S. patents, ELECTRONICS NOW disclaims any liability for the infringement of such patents by the making, using, or selling of any such equipment or circuitry, and suggests that anyone interested in such projects consult a patent attorney.

ELECTRONICS NOW, (ISSN 1067-9294) January 1998. Published monthly by Gernsback Publications, Inc., 500 Bi-County Boulevard, Farmingdale, NY 11735-3931. Periodicals Postage paid at Farmingdale, NY and additional mailing offices. Canada Post IPM Agreement No. 334103, authorized at Mississauga, Canada. One-year subscription rate U.S.A. and possessions \$19.97, Canada \$27.79 (includes G.S.T. Canadian Goods and Services Tax, Registration No. R125166280), all other countries \$28.97. All subscription orders payable in U.S.A. funds only, via international postal money order or check drawn on a U.S.A. bank. Single copies \$4.50. © 1997 by Gernsback Publications, Inc. All rights reserved. Printed in U.S.A.

POSTMASTER: Please send address changes to ELECTRONICS NOW, Subscription Dept., Box 55115, Boulder, CO 80328-5115.

A stamped self-address envelope must accompany all submitted manuscripts and/or artwork or photographs if their return is desired should they be rejected. We disclaim any responsibility for the loss or damage of manuscripts and/or artwork or photographs while in our possession or otherwise.

BUILD THIS

51 BUILD THE JOYMOUSE
Use your joystick as a mouse. It works with any PC and any software application.
— *Brian Beard*




DEPARTMENTS

22 EQUIPMENT REPORT
Independence Electronics Capacitor Wizard ESR tester.



24 SERVICE CLINIC
Where to find schematics, manuals, and more.
— *Sam Goldwasser*

28 AUDIO UPDATE
Performing our first tests.
— *Franklin J. Miller*



62 COMPUTER CONNECTIONS
Pilot development tools.
— *Jeff Holtzman*

66 TECH MUSINGS
A look at reactance limiting, more on miracle motors, handheld data acquisition, and more.
— *Don Lancaster*



AND MORE

- | | |
|------------------------|-------------------------------------|
| 6 EDITORIAL | 61 NEW LITERATURE |
| 8 LETTERS | 120 ADVERTISING INDEX |
| 11 Q&A | 120 ADVERTISING SALES OFFICE |
| 60 NEW PRODUCTS | |

Electronics NOW®

Hugo Gernsback (1884-1967) founder

LARRY STECKLER, EHF, CET,
Editor-in-chief and publisher
ADRIA COREN, Vice-President
KEN COREN, Vice-President

EDITORIAL DEPARTMENT
CARL LARON, editor
JOSEPH J. SUDA, technical editor
JULIAN S. MARTIN, associate editor
EVELYN ROSE, assistant editor
TERI SCADUTO, assistant editor
MICHAEL A. COVINGTON, N4TMI
contributing editor
SAM GOLDWASSER, service editor
JEFFREY K. HOLTZMAN,
computer editor
FRANKLIN J. MILLER,
audio editor
DON LANCASTER,
contributing editor
DEBBIE CYBULA, editorial assistant

ART DEPARTMENT
ANDRE DUZANT, art director
RUSSELL C. TRUELSON, illustrator

PRODUCTION DEPARTMENT
RUBY M. YEE, production director
KATHRYN R. CAMPBELL,
production assistant
KEN COREN,
desktop production director
LISA BAYNON, desktop production
MELISSA GIORDANO, desktop production

CIRCULATION DEPARTMENT
THERESA LOMBARDO,
circulation manager
GINA GALLO,
circulation assistant

REPRINT DEPARTMENT
MARIE FALCON, reprint bookstore
Typography by Mates Graphics

Electronics Now is indexed in *Applied Science & Technology Index*, and *Readers Guide to Periodical Literature*, *Academic Abstracts*, and *Magazine Article Summaries*.
Microfilm & Microfiche editions are available. Contact reprint bookstore for details.

Advertising Sales Offices listed on page 120.

Electronics Now Executive and Administrative Offices
1-516-293-3000.

Subscriber Customer Service:
1-800-999-7139.
7:00 AM-6:00 PM Monday-Friday MST

VISIT US ON THE INTERNET AT:
www.gernsback.com



Audit Bureau
of Circulations
Member

Budget Project and Computer Books

BP317—Practical Electronic Timing \$6.95. Time measurement projects are among the most constructed gadgets by hobbyists. This book provides the theory and backs it with a wide range of practical construction projects. Each project has how-it-works theory and how to check it for correct operation.

BP415—Using Netscape on the Internet \$7.95. **BRAND NEW** Get with the Internet and with surfing, or browsing, the World Wide Web, and with the Netscape Navigator in particular. The book explains: The Internet and how the World Wide Web fits into the general scenario; how do you go about getting an Internet connection of your own; how to download and install the various versions of Netscape browsing software that are available; and how to use Netscape Navigator to surf the Web, and to find and maintain lists of useful sites. There's a heck of a lot more, too!

BP325—A Concise User's Guide to Windows 3.1 \$7.95. Now you can manage Microsoft's Windows with confidence. Understand what hardware specification you need to run Windows 3.1 successfully, and how to install, customize, fine-tune and optimize your system. Then you'll get into understanding the Program Manager, File Manager and Print Manager. Next follows tips on the word processor, plus how to use Paintbrush. There's more on the Cardfile database with its auto-dial feature, Windows Calendar, Terminal, Notepad, etc.

BP327—DOS: One Step at a Time \$5.95. Although you spend most of your time working with a word processor, spreadsheet or database, and are probably quite happy using its file management facilities, there will be times when you absolutely need to use DOS to carry out 'house-keeping' functions. The book starts with an overview of DOS, and later chapters cover the commands for handling disks, directories and files.

PCP119—Electronic Music and Midi Projects \$14.95. Save cash by building the MIDI gadgets you need. Want a MIDI THRU box, program change pedal, Metronome, analog echo unit, MIDI patchbay or switcher? Over 16 practical and very useful music and MIDI projects—all in this book! The projects are explained in detail with full instructions on assembly.

PCP120—Multimedia on the PC! \$14.95. What is Multimedia? What can it do for you? It can do lots of nice things! This 184-page book helps you create your own multimedia presentation. Multimedia applications by people like you can revolutionize educational and business applications as well bring more fun, fun, fun into your leisure computer activities.

BP404—How To Create Pages for the Web Using HTML \$6.95. **BRAND NEW** Companies around the world, as well as PC users, are fast becoming aware of the World Wide Web as a means of publishing information over the Internet. HTML is the language used to create documents for Web browsers such as Mosaic, Net-scape and the Internet Explorer. These programs recognize this language as the method used to format the text, insert images, create hypertext and fill-in forms. HTML is easy to learn and use. This book explains the main features of the language and suggests some principles of style and design. Within a few hours, you can create a personal Home Page, research paper, company profile, questionnaire, etc., for world-wide publication on the Web.



BP377—Practical Electronic Control Projects \$6.95. Electronic control theory is presented in simple, non-mathematical terms and is illustrated by many practical projects suitable for the student or hobbyist to build. Discover how to use sensors as an input to the control system, and how to provide output to lamps, heaters, solenoids, relays and motors. Also the text reveals how to use control circuits to link input to output including signal processing, control loops, and feedback. Computer-based control is explained by practical examples.

BP411—A Practical Introduction to Surface Mount Devices \$5.95. This book takes you from the simplest possible starting point to a high level of competence in working with Surface Mount Devices (SMD's). Surface mount hobby-type construction is ideal for constructing small projects. Subjects such as PCB design, chip control, soldering techniques and specialist tools for SMD are fully explained. Some useful constructional projects are included.

BP136—25 Simple Indoor and Window Aerials \$5.50. Many people live in flats and apartments where outdoor antennas are prohibited. This does not mean you have to forgo shortwave listening, for even a 20-foot length of wire stretched out under a rug in a room can produce acceptable results. However, with experimentation and some tips, you may well be able to improve further your radio's reception. Included are 25 indoor and window antennas that are proven performers. Much information is also given on shortwave bands, antenna directivity, time zones, dimensions, etc. A must book for all amateur radio enthusiasts.

BP336—A Concise User's Guide to Lotus 1-2-3 Release 3.4 \$7.25. Discover how to use a three-dimensional Lotus spreadsheet in the shortest and most effective way. The book explains how: to generate and manipulate 3-dimensional worksheets and how to link different files together; to generate and add graphs to a worksheet, edit them, and then preview and print the worksheet; to use the SmartIcons and become more productive with your time; to use the WYSIWYG add-in to produce top quality screen and printed displays; and much more.

BP379—30 Simple IC Terminal Block Projects \$6.50. Here are 30 easy-to-build IC projects almost anyone can build. Requiring an IC and a few additional components, the book's 'black-box' building technique enables and encourages the constructor to progress to more advanced projects. Some of which are: timer projects, op-amp projects, counter projects, NAND-gate projects, and more.

BP401—Transistor Data Tables \$6.95. The tables in this book contain information about the package shape, pin connections and basic electrical data for each of the many thousands of transistors listed. The data includes maximum reverse voltage, forward current and power dissipation, current gain and forward transadmittance and resistance, cut-off frequency and details of applications.

BP403—The Internet and World Wide Web Explained \$6.95. You've heard about the Information Superhighway. Sort of makes you feel timid about getting on the Web. Put your fears aside! This book eliminates the mystery and presents clear, concise information to build your confidence. The jargon used is explained in simple English. Once the tech-talk is understood, and with an hour or two of Web time under your belt, your friends will call you an Internet guru!

BP92—Electronics Simplified: Crystal Set Construction \$2.69. This book is written for those who wish to participate in electronics more through practical construction than by theoretical study. It is designed for all ages upwards from the day when one can read intelligently and handle simple tools. The crystal set projects are designed to use modern inexpensive components and home-wound coils. A book highly recommended for all newcomers.

ETT1—Wireless & Electrical Cyclopeda \$5.75. Step back to the 1920's with this reprinted catalog from the Electro Importing Company. Antiquity displayed on every page with items priced as low as 3 cents. Product descriptions include: Radio components, kits, motors and dynamos, Leyden jars, hot-wire meters, carbon mikes and more. The perfect gift for a radio antique collector.

ELECTRONIC TECHNOLOGY TODAY INC.
P.O. BOX 240, Massapequa, NY 11762-0240

Name _____
Address _____
City _____ State _____ Zip _____

SHIPPING CHARGES IN USA AND CANADA

\$0.01 to \$5.00.....	\$2.00
\$5.01 to \$10.00.....	\$3.00
\$10.01 to \$20.00.....	\$4.00
\$20.01 to \$30.00.....	\$5.00
\$30.01 to \$40.00.....	\$6.00
\$40.01 to \$50.00.....	\$7.00
\$50.01 and above.....	\$8.50

SORRY No orders accepted outside of USA & Canada

		No. of Books Ordered <input type="checkbox"/>
Total price of books	\$	_____
Shipping (see chart)	\$	_____
Subtotal	\$	_____
Sales Tax (NYS only)	\$	_____
Amount Enclosed	\$	_____

All payments must be in U.S. funds!

NW2

Allow 6-8 weeks for delivery


CATALOG SUPERMARKET



Top Secret Consumertronics

This eye-popping catalog features 200+ exciting and controversial Hi-Tech Survival Offers. Includes Computers, Phones, Crime, Security, Survival, Vehicles, Energy, Mind Control, Strange Phenomena, Medical, Financial, much more! Discover how people are making \$\$\$\$ hacking just about everything! How to protect yourself from hi-tech crimes. Since 1971. Order today! **\$3.00**

number 504 in coupon




RNJ Electronics, Inc. New 1997 Catalog

RNJ Electronics, Inc., a distributor of electronic products since 1981, is now offering their new 1997 catalog. The catalog contains 136 pages of test equipment, TV and VCR repair parts, electronic kits, instructional videos, tools & soldering equipment, CCTV systems, commercial sound & intercom systems as well as parts and accessories. In addition the catalog also contains breadboarding aids, digital trainers, as well as A/V carts, screens and projectors. **\$2.00**

For a catalog call 1-800-645-5833.

number 509 in coupon



All Phase Video Security Inc.

The All Phase Video Security Catalog contain electronic test equipment, cable TV converters, connectors and cable accessories. Video surveillance equipment, video cameras, monitors, etc. Power supplies, metal detectors (power line stabilizers and UPS's). Cables for audio. Telephone connectors & accessories. Hand tools. PA sound equipment. DJ lighting effects & sound systems. Car Radios. C.B.'s & two-way radios. Solder & soldering equipment. Security mirrors. **\$2.00.**


number 503 in coupon



Professional Sign Making Machines

Production machines for professional sign makers. The Roland Corporation produces the CAMM-1 series of roll-feed sign making machines. Catalog 963 features a sampling of the 10,000 computer items that California Digital offers. Please contact our technical service representatives to assist you with items not featured in this publication. **\$2.00**

number 508 in coupon



Surveillance and Counter-Surveillance Catalog

U.S.I. Corporation specializes in intelligence-gathering and countermeasure equipment for security minded individuals and companies.. We stock and sell off-the-shelf products. We also have Space Age engineers who can design complete systems for any need. Included: VHF crystal controlled transmitters and receivers, micro covert video, voice changers, and much more! Comprehensive 50 page catalogue. In business since 1977. Free technical assistance. **\$5.00**


number 507 in coupon



American Eagle Publications

American Eagle Publications offers a unique catalog of educational information about computer viruses, computer hacking, security and cryptography that you just won't find anywhere else. The information offered here goes far beyond the vague descriptions offered by most publications, giving you the solid how-to information you need if you want to explore these little-discussed subjects from a technical point of view. **\$2.00**

number 500 in coupon



Alltronics

Distributor of electronic components from franchised manufacturers and overstocked sources, operating over-the-counter service. Distributors for: American Antenna - antennas; American Hakko - soldering irons, desoldering systems; Amidon - toroids, baluns; Centurion - two-way antennas, batteries; Circuit Works - conductive IC pens for PC board repair; ICO-Rally - tubing, sleeving, insulation, terminals, cable ties; KLM - antennas; Larsen - antennas; LMB Heeger - metal cabinets, chassis boxes. **\$2.00**


number 512 in coupon



LNS Technologies Electronic Kits

Tired of the same old electronic projects? Then take a look at the latest catalog from LNS Technologies Inside you'll find exciting & educational kits including a solid state laser, a laser light show, an electromagnetic levitator, a secret voice disguiser, a hall-effect digital compass, a solid-state message recorder and many more high-tech items. Each kit comes with a drilled PC board, all necessary parts and easy to understand instructions. The kits are perfect for teachers, students or hobbyists and make great science projects. **\$1.00**

number 513 in coupon



Surplus Sales of Nebraska "Hard-To-Find" Parts Catalog

Surplus Sales of Nebraska has released its latest catalog, Catalog 8. The catalog features Collins parts, vacuum capacitors and relays, high-voltage components, high power transmitter parts, rack cabinets, power supplies, test equipment and much more.... The catalog is priced at \$5.00 in the US. A \$5.00 rebate is offered on the first order from the catalog.

number 514 in coupon



Antique Radio Classified

Antique Radio Classified is antique radio's largest-circulation monthly magazine. A typical 100-page monthly issue contains articles and hundreds of classifieds for old radios, TVs, ham equipment, hi-fi, art deco and transistor radios, telegraph, books & more. We also offer price guides and books on repair and restoration and guides for the novice collector. Antique Radio Classified is your link to the world of collecting old radios. Sample: **\$4.00**


number 502 in coupon



American Innovations Catalog

Featuring: Micro Cameras, Hidden Cameras, Board Cameras, Voice Changers, Scrambling Systems, Tracking Devices, Transmitters, Bomb & Weapons Detection, Drug Detection, Telephone Analyzers, Tape Recorder Detection, Video Detection, Recording Devices, Telephone Recorders, PBX Security, Wireless Video Systems, Night Vision, Bionic Ears, Body Armor, Air Tasers, Employee Cameras, Baby Cameras, Nanny Cameras, And Much More...**\$6.00** (Includes \$10 discount off 1st order.)

number 501 in coupon



EDE Spy Outlet

Our latest catalog offers a **HUGE** selection of surveillance, countersurveillance/privacy devices: hidden video equipment, pinhole camera \$159.00, telephone recording systems: 7-Hour \$125.00 - 10-Hour \$139.00 - 16-Hour \$199.00, touch tone decoders, scanners, bug/ phone tap detectors, voice disguisers, telephone scramblers, locksmithing tools, and more. Wholesale/retail. Catalog **\$5.00**

number 510 in coupon



Information Unlimited

The catalog of amazing and fascinating electronic and scientific products. Learn how to build a burning, cutting laser, an electronic gun capable of ballistic velocities, particle beams, surveillance devices, force fields, anti-gravity, mind control and hypnotism, ultrasonic, infrasonic shockwaves, telsa coils, lightning generators, free energy, telekinetic enhancers, time quenchers, plasma guns, high power pulsers for rail guns and exploding water, security, personal protection, electronic, magic devices plus etc., etc. **\$2.00 refundable on first order.**

number 505 in coupon



Diode Laser Projects and Applications

World Star Technologies' Laser Diode Application Note describes laser diode structure, principles of the variety of instruments based on laser diodes. Some examples of instruments based on laser diode were discussed in some detail. Laser diode security systems, laser light show, laser alignment, laser-communication link, laser distance and height measurement, and measurement of particle size and concentration of chemical species were explained briefly. Specifications of variety of laser diodemodules suitable for the described projects are given in detail. **\$2.00**


number 506 in coupon



International Electronics Corporation

International Electronics Corporation offers a variety of quality SMT kits for students and hobbyists as well as engineers. Our 1997 catalog contains pictures, detailed descriptions, and pricing of all kits currently available, as well as manufacturing services offered. **\$2.00**

number 511 in coupon



J.B. Electronics

Current stock includes all types of Military frequency meters, AC voltmeter, and multi-amp meters, Tektronix oscilloscopes, Hewlett-Packard frequency meters and voltmeters, Fluke DVM's. We also carry a variety of electronic test equipment from B&K Precision, Weston, Central Scientific, General Radio, G.E., and more. Catalog **\$2.00** refunded on 1st order.

number 515 in coupon

ORDER YOUR CATALOG TODAY!

Circle the numbers of the items you are ordering. Completely fill out the coupon. Enclose your payment, add \$1.50 for service and handling.

- | | | | |
|-------------------------------------|----------|----------------------------------|----------|
| 500 - American Eagle Catalog | - \$2.00 | 508 - California Digital Catalog | - \$2.00 |
| 501 - American Innovations Catalog | - \$6.00 | 509 - RNJ Catalog | - \$2.00 |
| 502 - Antique Radio Classified | - \$4.00 | 510 - EDE Spy Outlet Catalog | - \$5.00 |
| 503 - All Phase Video Sec. Catalog | - \$2.00 | 511 - IEC Catalog | - \$2.00 |
| 504 - Consumertronics Catalog | - \$3.00 | 512 - Alltronics Catalog | - \$2.00 |
| 505 - Information Unlimited Catalog | - \$2.00 | 513 - LNS Technologies Catalog | - \$1.00 |
| 506 - World Star Technologies | - \$2.00 | 514 - Surplus Sales Catalog | - \$5.00 |
| 507 - U.S.I. Corporation Catalog | - \$5.00 | 515 - J.B. Electronics | - \$2.00 |
| | | 516 - Sescom | - \$2.00 |

Payment, please check one Check Money Order

Total for items selected \$ _____ Service and Handling \$1.50 _____ Total Enclosed

Name _____

Street _____

City/State/Zip _____

Mail to: CATALOG SUPERMARKET, P.O. Box 5110, Pittsfield, MA 01203-5110

Void after March 31, 1998



Constructor's Catalog

The new Sescom 1998 Constructors Catalog is available now. We are introducing three new enclosures using our newest miniature aluminum extrusion and flat panels for easy fabrication and construction. The LAB Box-it™ has pre-punched end panels available for making small test fixtures. The Plastic Box-it™ enclosures feature copper-clad plastic panels which can be made to eliminate RFI and EMI problems. The Instrument Box-it™ series is designed to construct small instruments; top and bottom panels are vented, and the side panels extend one-half inch to protect the front panel and to give a nice finished appearance to the unit. We have added two new sheet metal punches for DB-9 and DB-25 at competitive prices. With this catalog, there is a \$10-off coupon for orders over \$50.00 (limited time offer).

number 516 in coupon

Timid about getting on the... World Wide Web?

You've heard about the *Information Superhighway* and all the hype that goes with it! Sort of makes you feel timid about getting on the Web. Put your fears aside! A new book, *The Internet and World Wide Web Explained*, eliminates all the mystery and presents clear, concise information to build your confidence. The jargon used is explained in simple English. Once the tech-talk is understood, and with an hour or two of Web time under your belt, your friends will believe you are an Internet guru!

To order Book #403 send \$6.95 plus \$3.00 for shipping in the U.S. and Canada only to Electronics Technology Today Inc., P.O. Box 240, Massapequa Park, NY 11762-0240. Payment in U.S. funds by U.S. bank check or International Money Order. Please allow 6-8 weeks for delivery.

WINDOWS 95 —One Step at a Time

Don't know what to do when confronted with Microsoft's Windows 95 screen? Then you need a copy of *Windows 95—One Step at a Time*.

Develop your expertise with the straight-forward presentation of the frequently-used features that make Windows 95 so valuable to the PC user.

To order Book BP399 send \$6.95 plus \$3.00 for shipping in the U.S. and Canada only to Electronics Technology Today Inc., P.O. Box 240, Massapequa Park, NY 11762-0240. Payment in U.S. funds by U.S. bank check or International Money Order. Please allow 6-8 weeks for delivery.



EDITORIAL

Don't Miss Out, Part II

My Editorial on the opportunities the Internet affords electronics hobbyists, which appeared in the August, 1997 issue ("Don't Miss Out"), seems to have stirred up strong feelings among some of our readers. I have received several letters expressing an opposing view; one appeared in the November 1997 issue, and one amplifying on that writer's views appears this month (see page 8).

At the risk of appearing argumentative or sounding like an Internet evangelist, I must take issue with some of the writers' comments. One relates to the reliability of information. On the Usenet newsgroups, there is no denying that the garbage-to-signal ratio is so high as to make vast parts of it nearly unusable. However, vast parts does not mean all. In particular, the sci.electronics groups, while not moderated, are monitored by many dedicated hobbyists and professionals. The result is that any wrong information is almost always caught and quickly corrected. Even better, it seems that the "spammers" and idiots have, for the most part, decided to leave the sci.electronics groups alone.

But even if the above were not true, the real wealth of information lies in the Web sites maintained by manufacturers, distributors, retailers, publishers, dedicated hobbyists, universities, colleges, research facilities, the government, etc., etc., etc. The accuracy and reliability there is as good as can be found in any conventionally printed book, catalog, or other reference. That's because, in many cases, the material has been taken intact from original printed sources; the only changes are information updates or corrections. In fact, that is one way that the Internet is better than conventional printed media: Errors and omissions can be corrected, and updates can be provided, with speed that is simply not possible were it not for the Net.

Another question that needs addressing is why would a printed publication like **Electronics Now** be so interested in promoting the Internet. The answer is survival; not ours, but that of the electronics hobby. Since at least the 1960s, one of the greatest challenges confronting the hobbyist was the accessibility of parts, manuals, and other information.

That challenge proved too much for many. The numbers of active electronics hobbyists have been steadily declining and had fallen to alarming levels in recent years. Now, with the arrival of the Internet, the entire world of electronics has suddenly been thrown open to everyone. Need an exotic part? No sweat, even if it is only available in Australia or Europe. Need a schematic or manual? You can easily find it, or a place to get one. Need a circuit or circuit idea? There are hundreds if not thousands available. Need . . . well, you get the idea.

The Internet is a lot like a hammer, or, for that matter, any other conventional tool. If you use a hammer properly, it is invaluable; use it improperly, and it will cause lots of damage. But that doesn't mean we should avoid using hammers, does it?

Carl Laron
Editor

FLUKE®

Introducing the Rugged NEW Fluke 70 Series III Digital Multimeters.

Rough handling and high voltage are tough on a meter. But the new Fluke 70 Series III takes it all in stride.

It's built tough inside and out. With overvoltage protection to guard against spikes up to 6 kV, and safety ratings to prove it. It even protects against measuring voltage if the knob is accidentally set on ohms. Plus its rugged, overmolded body armor case offers constant protection no matter how much you throw it around.

As tough as it is, the 70 Series III is very easy on you. Its tapered design fits more easily in your hand, pocket, and tool box. The display is 40% larger, with extra large characters that are easy to read from a distance. Plus, there's easier access to Fluke's patented Touch Hold® mode which automatically captures the measurement, beeps, and locks it on the digital display for later viewing.

No matter how tough your job is, the new Fluke 70 Series III is even tougher. There are five models to choose from. And of course, they're backed by a lifetime warranty.

Fluke Multimeters
*Keeping your world up
and running.*

Take a demo.

Find out just how tough the new 70 Series III DMMs really are. Visit Fluke at www.fluke.com or call **1-800-44-FLUKE** for the distributor nearest you.



The tough just got tougher.



©1997 Fluke Corporation, P.O. Box 9090, M/S 250E, Everett WA 98206-9090. U.S. (800) 44-FLUKE or (425) 356-5400. Canada (905) 890-7600. Europe (31 40) 2 678 200. Other countries (425) 356-5500. Web access: www.fluke.com All rights reserved. Ad no. 00991

CIRCLE 121 ON FREE INFORMATION CARD



LETTERS

SEND YOUR COMMENTS TO THE EDITORS OF ELECTRONICS NOW MAGAZINE

Go to the Head of the Class

Mr. Douglas "Enzo" McCallum, go to the head of the class!

In "Letters," (*Electronics Now*, November 1997), Douglas McCallum wrote about the editorial "Don't Miss Out" (*Electronics Now*, August 1997). His letter contained excellent advice for anyone seeking reliable information.

I share Mr. McCallum's concern that *Electronics Now* has placed more emphasis on the Internet than on reliable resource material (usually printed). Equally puzzling is why *Electronics Now* (a printed publication) is promoting the Internet.

The Internet has great potential as a resource tool. To date, however, the Internet is sorely lacking as a source of

reliable information. As a research tool, the main value of the Internet is contact with other researchers and the exchange of data. A researcher can provide not only the data, but verify the source as well.

In this day of mass communication through Internet, CD-ROM, publications, books, etc., there is a lot of information floating around. Much of the Internet information is being passed around with no effort to sift and sort it. Good information is diluted with faulty information. No matter how good the original data may have been, it can quickly become garbage.

The Internet may *become* a valuable resource tool some day. For now, I've decided that it's more productive to do research the old-fashioned way. It's not worth sifting through Internet garbage

looking for data gems.
T. LAMAR MOORE
Alexandria, VA

Your comments raise many important issues—issues that need addressing. Since space to do that adequately is not available here, please see this month's editorial on page 6—Editor.

Tomorrow's Technicians: Two Sides

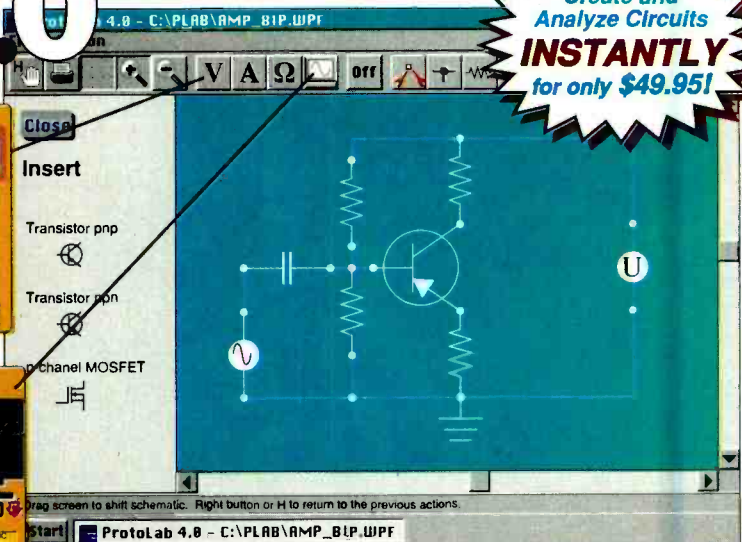

I enjoyed the article "Recruiting Tomorrow's Electronics Technicians" by Joel Goldberg (*Electronics Now*, October 1997), but the focus was just on consumer service technicians. Your readers may be

(Continued on page 23)

ProtoLab 4.0

Easy-to-use circuit simulation package from the leader in electronic prototyping.

- **Designed for use with Windows® 95**
- **Low Cost - \$49.95**
- **Design circuits instantly while choosing from a complete list of active and passive components**
- **Analyze circuits using built-in test instruments.**



Create and Analyze Circuits **INSTANTLY** for only \$49.95!



GLOBAL SPECIALTIES
SOFTWARE

INNOVATIVE PRODUCTS. UNSURPASSED QUALITY.
1-800-572-1028 • For a demonstration, visit:
www.globalspecialties.com

Windows®95 is a U.S. registered trademark of Microsoft Corporation.

CIRCLE 122 ON FREE INFORMATION CARD

www.americanradiohistory.com



Q & A

READERS' QUESTIONS, EDITORS' ANSWERS

Decoding GPS Output

Q This letter concerns Loran-C and GPS receivers and the NMEA 0183 data that they output. How can I interface them to a PC or Commodore computer? — G. C. B., Radford, VA

A If your computer needs to know where it is, try the interface circuit in Fig. 1 and the IBM PC BASIC program in Listing 1. NMEA-standard navigation receivers (both Loran and GPS) output a stream of serial data at 4800 baud for use by autopilots and other navigational equipment. You can feed that data stream directly to the serial port of a computer. We tried it with a Magellan 3000 XL GPS receiver.

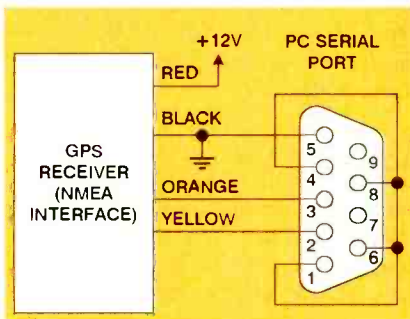


FIG. 1—USE THIS DIAGRAM TO HELP you connect a GPS receiver (NMEA interface) to your PC. The orange wire is needed only for bi-directional communication outside the NMEA standard.

As soon as the receiver locks on a set of satellites, it begins to transmit a series of messages every couple of seconds. Each message is one line of data, beginning with "\$" and ending with return. The most useful message is the GLL message, shown in Fig. 2, which gives the latitude, longitude, and precise time of day.

When building the interface, check the pin numbers carefully because, of course, the plug is a mirror image of the socket. Note that pins 1, 4, 6, and 8 are tied together so the computer will start listening immediately, without waiting

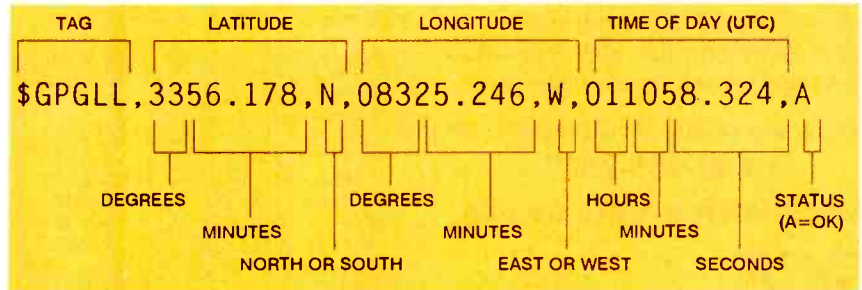


FIG. 2—HERE'S THE STRUCTURE OF AN NMEA 0183C "GLL" (geographic latitude and longitude) message. NEMA 0183A is similar, but has fewer decimal places and omits the time of day.

LISTING 1

```
100 ' Program to decode NMEA 0183C data
110 ' M. Covington 1997
120 '
130 CLOSE #1 ' just in case
140 OPEN "COM1:4800,N,8,1" AS #1
150 PRINT "Press Ctrl-Break to stop"
160 ON ERROR GOTO 200 ' ignore comm errors
170 '
180 ' Get data from GPS receiver
190 PRINT
200 PRINT "Waiting for data..."
210 PRINT
220 LINE INPUT #1, D$
230 WHILE ASC(LEFT$(D$,1)) < 33 ' trim CR and LF
240 D$ = RIGHT$(D$,LEN(D$)-1)
250 WEND
260 PRINT
270 PRINT "Received: <";D$;">"
280 '
290 ' If it's a GLL message, decode it
300 IF LEFT$(D$,6) <> "$GPGLL" GOTO 190
310 LATD = VAL(MID$(D$,8,2)) ' lat degrees
320 LATM = VAL(MID$(D$,10,6)) ' lat minutes
330 LATX$ = MID$(D$,17,1) ' "N" or "S"
340 LOND = VAL(MID$(D$,19,3)) ' lon degrees
350 LONM = VAL(MID$(D$,22,6)) ' lon minutes
360 LONX$ = MID$(D$,29,1) ' "W" or "E"
370 UTCH = VAL(MID$(D$,31,2)) ' time hours
380 UTCM = VAL(MID$(D$,33,2)) ' time minutes
390 UTCS = VAL(MID$(D$,35,6)) ' time seconds
400 PRINT "Latitude ", LATD; " deg.", LATM; " min.", LATX$
410 PRINT "Longitude", LOND; " deg.", LONM; " min.", LONX$
420 PRINT "Time (UTC)", UTCH; ":", UTCS; ":", UTCS
430 GOTO 190
```

for any "ready" signal lines that are not used.

The NMEA data formats are described in some detail in the manual for

this Magellan GPS receiver, as well as on numerous Internet sites (do a search for "NMEA" on <http://www.altavista.com>). The full standard can be purchased for

Accredited B.S. Degree in Computers or Electronics

by studying at Home

Grantham College of Engineering
offers 3 distance education programs:

- B.S.E.T. emphasis in Electronics
- B.S.E.T. emphasis in Computers
- B.S. in Computer Science

NEW! Electronics Workbench Professional 5.0 included in our B.S.E.T. curriculums
-Approved by more than 200 Companies,
VA and Dantes, (tuition assistance avail.)

For your free catalog of our programs dial

1-800-955-2527

<http://www.grantham.edu>

GCE

Your first step
to help yourself
better your future!




Grantham College of Engineering
34641 Grantham College Road
Slidell, LA 70460-6815

Some Say Watching Tropical
Fish Lowers Blood Pressure
& Relieves Stress...



They Could Be On To
Something.



Discover the Caribbean aboard a Tall Ship.
6 & 13 day adventures from \$650.
For more information call your travel agent
or 1-800-327-2601.

**Windjammer
Barefoot Cruises**TM

P.O. Box 190120, Dept. 5569 Miami Beach, FL 33119

\$125 from NMEA, PO Box 3435, New
Bern, NC 28564.

Ringling Transformers

Q I have a homemade square-, sine- and triangle-wave generator and a Hitachi oscilloscope. Can you tell me how to perform ringing tests on flybacks and switch-mode transformers? — J. M., Athens, TX

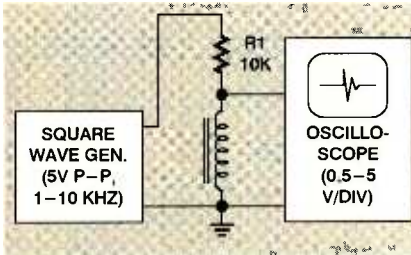


FIG. 3—USE THIS SET UP to perform a ringing test on a coil or transformer. The waveform displayed depends on the transformer's inductance and capacitance.

A Figure 3 shows a simple circuit for testing inductors and transformers of all types. Apply a square wave across a coil through a 10-kΩ resistor, and you'll get a distinctive ringing waveform that depends on the inductance and stray capacitance of the coil (or transformer winding). If the coil is open, you'll see the squarewave, unchanged or slightly rounded; if the coil is shorted, the scope will show a flat trace (no signal). Otherwise, the amplitude of the waveform is roughly proportional to the inductance.

In general, you'll use this tester to compare a suspect transformer to one that is known to be good. After a while you'll be able to recognize the waveforms produced by good and bad components from experience.

Clock Wanted

Q Could you recommend a power-supply circuit that would provide DC power plus a nicely squared-up 60-Hz clock source to run a digital clock chip? — S. J., Palmerton, PA

A The power supply is the easy part; just find out what voltages are needed by your particular chip and follow a book such as RadioShack's *Building Power Supplies* or *The ARRL Handbook for Radio Amateurs*.

To get a 60-Hz signal, use a National Semiconductor MM5369AA IC as

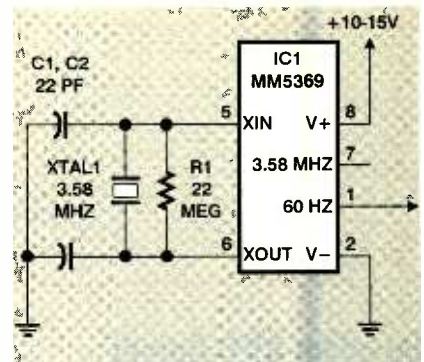


FIG. 4—THIS CIRCUIT, built around a MM5369, derives a 60-Hz signal from a common 3.58-MHz TV crystal.

shown in Fig. 4. That handy chip takes a 3.58-MHz color-TV crystal and delivers a quartz-controlled, rock-steady 60-Hz square wave.

Apple II Forever (PC XT Too?)

Q I am trying to run down products of vintage PC- and Apple-compatible hardware manufacturers. Of particular interest is an 8MB RAM card for the Apple IIs called the "Octo RAM." Where can I get some information? — D. J., Sturgeon Bay, WI.

A Some parts for vintage Apple II, Macintosh, PC XT, PC AT, and PS/2 computers, among others, are available from Back Thru The Future Microcomputers, Inc., 622 Route 10 West, Unit 21, Whippany, NJ 07981. Also check the ads in *Computer Shopper* and *Nuts and Volts*. On the Internet, do a search for "Apple II" at <http://www.yahoo.com> and look for Apple-related newsgroups. There's a lot of information out there—all of it spread very thin across the Net!

Cable TV Amplifier

Q I've been trying for years to get cable to my house, but being 1000 feet from the nearest trunk line has posed some technical difficulties. The local cable company wants several thousand dollars to put in an additional trunk line and other unnecessary equipment. However, all I really need is a signal amplifier powerful enough to push the signal through the 1000 feet of RG-6 that I already have. I figure I will need 60 dB of
(Continued on page 17)

Prototype

New MOSFETs Lead to Micro Vacuum Tubes

BY ITOH JUNJI & KANEMARU SEIGO*

Integrated-circuit technology has long since driven vacuum tubes from electronic circuits, but now that same technology is ushering in a new use for the tubes. However, unlike their older counterparts, these new vacuum tubes are constructed on the micron level (one micron is one millionth of a meter), can be integrated up to a density of

people know, the cathode-ray tube is a vacuum tube in which a beam of electrons is projected on a fluorescent screen to produce a luminous spot at a point on the screen.) Vacuum-microelectronics technology can reduce the size of CRTs to the micro level and integrate them on a glass in numbers equal to the number of pixels (the small, dis-




FIG. 2—TO MEASURE THE emission characteristics, the Si-MOSFET tips were mounted on a commercial TO-5 header.

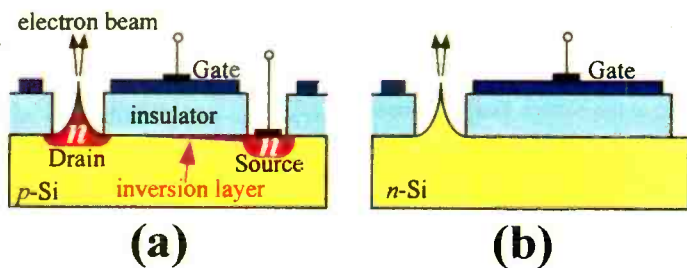


FIG. 1—THE NEWLY DEVELOPED Si-MOSFET tip is shown in A, while a conventional Si tip is shown in B.

107/cm², and operate at voltages that are about one order of magnitude lower than their predecessors. Also, the tubes no longer use thermal cathodes (filaments), but instead use ultra-miniature cold cathodes, called field emitter tips (microtips) and fabricated by IC technology, as a powerful electron source.


This new technology, called vacuum micro-electronics, is expected to produce high-performance vacuum microdevices. Of course, vacuum micro-electronics are hardly likely to replace silicon ICs, but they may well bring about an epoch-making change to the cathode-ray tube (CRT), which is still used in TVs and has not changed in principle since its inception. (As most

crete elements that together constitute an image on a television screen). That approach creates a new flat-panel display called a field-emission display (FED), which is thinner, brighter, and consumes less power than liquid-crystal displays (LCDs).

However, to make the FED possible, it is critically important to overcome the drawbacks apparent in conventional microtips such as instability

and poor uniformity in emission-current characteristics. Those drawbacks originate in the field-emission mechanism itself and are therefore very difficult to overcome.

That's where a new MOSFET could play a vital role. In 1996, researchers at Japan's Electrotechnical Laboratory (ETL), part of that country's Agency of Industrial Science and Technologies, developed a metal-oxide-semiconductor, field-effect-transistor, structured Si tip (Si-MOSFET tip). In that structure, which is shown in Fig. 1A (for contrast, a conventional Si tip is shown in Fig. 1B), a cone-shaped Si tip doped to n-type is made just on a drain of the MOS-



HERE'S A LOOK at the new Si-MOSFET gate as seen through an electron microscope.

*Courtesy LOOK JAPAN, August, 1997

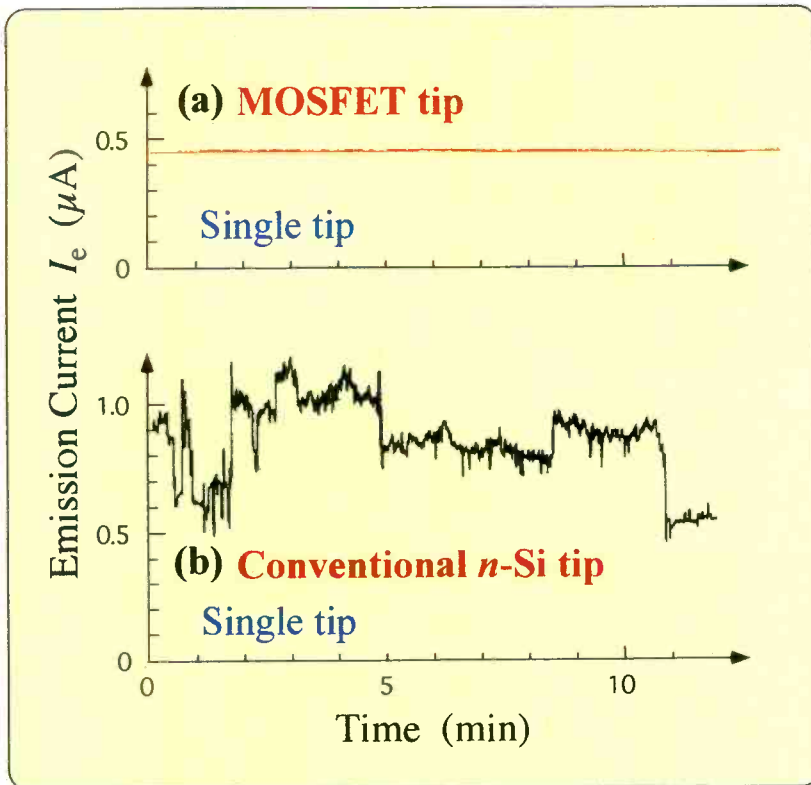


FIG. 3—THE EMISSION CURRENT of the new Si-MOSFET tip is shown at the top of this figure, while the current from a conventional Si tip is shown at the bottom. The differences in the stability are striking.

FET. The gate plays two roles at the same time: one role is that of a conventional extraction gate, the other is that of an FET-gate, controlling the drain current supplied from the source to the tip through the inversion layer (n-channel). Thus the emission current is precisely controlled by the drain current and is

free from the field-emission-related drawbacks caused by structural and work-function variations.

To measure emission characteristics, the MOSFET tips were mounted on a commercially available TO-5 header (see Fig. 2), and installed in a UHV (ultra-high vacuum) chamber evacuated to a pressure of 10^{-7} Pa. A glass plate coated with (conductive and transparent) ITO film and phosphor (ZnO:Zn) was placed about 30 mm away from the tip and biased to 2 kV to observe the luminescent pattern.

Emission-current stability of the single tip was measured using an X-T recorder. As shown in Fig. 3, the new MOSFET tip showed excellent current stability compared to that of a conventional n-type Si tip. The cathode luminescent pattern was also very stable (Fig. 4) and did not change for a long period. That effect has not been observed with any conventional microtips, making the MOSFET tip a promising cold cathode for vacuum microdevices such as the FED.




FIG. 4—THE CATHODE LUMINESCENT PATTERN showed excellent stability.

The Si-MOSFET-tip is superior to any other FET-combined tips so far proposed because of its simplicity in structure and ease of fabrication. Those advantages are born of the fact that the gate plays the roles of a conventional extraction gate and of an FET gate controlling the drain current. Based on the above principle, it is possible to extend the basic structure seen back in Fig. 1A to a multi-gate MOSFET structure, which could make low-voltage, flat-panel, field-emission displays possible, and practical. **EN**

“Extraordinary” Quantum Properties

An interdisciplinary team of researchers at the Georgia Institute of Technology has isolated a new series of highly stable and massive gold-cluster molecules that possess a set of “extraordinary” quantum properties. Each molecule in the new series has a compact, crystalline gold core. This pure metallic core—one-to-two billionths of a meter across—is encapsulated within a shell of tightly packed hydrocarbon chains linked to the core via sulfur atoms. The principal members of the series have core-masses of about 14-, 22-, and 28-thousand protons, which correspond to about 75, 110, and 145 gold atoms, respectively.

Gold is important technically not only for its inertness—once made, the crystals are immune to corrosion—but also for its highly stable surfaces. “The main fascination of very small metal crystals, and the foundation for their envisioned use in future electronics, arises from the fact that their construction electrons are quantized both in their number—charge quantization—and in the states they can occupy—energy quantization,” stated Dr. Robert L. Whetten, Professor of Physics and Chemistry at Georgia Tech. “In crystals larger than a few nanometers, these effects can only be observed and used at very low temperatures, such as that of liquid helium, near absolute zero. The new series of nanocrystals are both sufficiently small that these effects are prominent even at ordinary tempera-



RESEARCHERS USE A HIGH-MASS SPECTROMETER to analyze a new series of highly stable gold-cluster molecules.

tures and yet are large enough to have the robust crystalline properties of the bulk metal.”

Gold cluster molecules emerge spontaneously during the decomposition of certain gold-thiolate polymers (the type used in decorative gold paints and in gold anti-arthritis drugs). With sufficient control of the decomposition process, this series can be isolated without concurrent production of larger gold crystals. It is then relatively easy to

separate the principal members of the series from each other to obtain the necessary homogeneity. Once purified, the molecules spontaneously assemble into crystalline thin-films, powders, or macrocrystals, while preserving the discrete properties of the individual gold nanocrystal cores.

This new gold cluster is an exciting breakthrough—the first molecule to exhibit the charge-quantization effect in a macroscopically obtained material for

which every cluster behaves identically. Dr. Whetten and his collaborators have developed an electrode based on the most massive of this new series. According to Whetten, “With these properties, the molecules are very attractive building blocks for testing one type of ultra miniaturized architecture envisioned by some for 21st-century nanoelectronics.”

Research in the area of nanometer-scale molecular materials is highly interdisciplinary, requiring the skills of many diverse researchers and facilities. Molecular gold materials were developed in Whetten’s laboratory, guided by the theoretical predictions and modeling of Dr. Uzi Landman’s Center for Computational Materials Science. The National Science Foundation, the U.S. Office of Naval Research, the Packard Foundation, and the Georgia Tech Foundation supported this research. **EN**

Cable-Ready Compatibility Standard

The Consumers Electronics Manufacturer’s Association (CEMA) has developed standard EIA-105.1, specifying the interconnection method for attaching a basic code decoder (a set-back box) to consumer electronics equipment such as TVs or VCRs. This standard describes two connection ports between the decoder and the TV: an audio/video/control port, which sends descrambled programming from the set-back box to the TV; and an IF port, which provides the scrambled signals from the TV’s tuner to the box..

The interface allows a receiver to provide a descrambled picture while supporting record-while-watching, sequential recording, picture-in-picture, and other features. Equipment with this interface standard may be labeled “Cable Ready,” which tells the consumer that these products can operate seamlessly with their cable systems.

This standard is the second step in a three-part process to establish a cable-ready interface, as described by the Cable Act of 1992. By the end of 1997,

EIANIS-105.2, which specifies the control protocol and commands between the two ports, is also slated for completion. The two documents, EIANIS-105.1 and EIANIS-105.2, describe the guidelines for proper operation of simple systems. An advanced interface to support the basic cable-ready functions plus text over video, as well as home-theater requirements, will be in the AVBus interface, another CEMA standard, which should be ready by mid-1998.

Cable operators, manufacturers, and any interested parties can order EIANIS-105.1 by contacting Global Engineering Documents, Tel: 800-854-7179, Web: www.global.ihs.com. Further information can be found at CEMA's Web site: www.cemacity.org. **EN**

Cellular Phones and Mini-Screens

Motorola recently announced an agreement with Kopin Corp., Taunton, MA, to begin attaching thimble-sized screens to phones, pagers and other products. Kopin spent 12 years and \$100 million dollars to develop CyberDisplay, which enables callers to see a full page of e-mail or view a Web

site. The multi-million dollar agreement with Motorola, the world's largest wireless company, follows a similar deal with the wireless unit of Siemens AG of Germany that Kopin signed in June.

The device is built around a tiny LCD screen—only 0.28-inches in diameter. The screen looks like a video camera's viewfinder. Users see an image—equal to one on a much larger screen—on which there's a full-page of readable text. CyberDisplay allows phone users to talk on a phone that has the screen attached and simultaneously read an incoming fax. The tiny screen's high quality, low cost, and very low power consumption could lead to a wide variety of other applications, as well.

Analysts project strong growth in the demand for "smart phones"—wireless phones that allow people to access anything from address books to the Internet, as well as other digital data. Expected growth of "smart-phone" sales around the world is estimated to be 8.8 million units by the year 2002. Approximately 577,000 such phones were sold world-wide in 1997.

Whether CyberDisplay will fly or fail is unknown. It remains to be seen how many people will actually buy it, but research indicates that the market is there. **EN**

Space-Age Medicine

An experiment in advanced telemedicine (conducted jointly by NASA's Lewis Research Center in Cleveland, OH; the Ames Research Center, Moffett Field, CA; and Dr. James D. Thomas of the Cleveland Clinic Foundation) will benefit patients in remote or medically under-served areas of the country. In the experiment, a "patient" undergoing an echocardiogram at the Lewis Center was remotely diagnosed by Dr. Thomas at Ames. He viewed a real-time display of echocardiographic video images transmitted over the broadband NASA Research and Education Network (NREN). Dr. Thomas interactively guided the technician administering the procedure through a two-way voice link.

Echocardiography is a medical technique that applies the methods of ultrasound imaging to the cardiac system, providing a motion picture of the heart in action. A small, rural clinic may have access to an echocardiograph machine, but not to a specially-trained technician or to a staff cardiologist.

If the clinic were connected to a major, metropolitan medical facility through a high-speed communications network, a minimally-trained technician could carry out the procedure under the supervision and guidance of qualified echocardiography personnel. The challenge of procedures such as echocardiography is that high-resolution, moving images must be transmitted in real time. This requires a reliable broadband network and robust data compression.

NREN is NASA's cornerstone project of the interagency Next Generation Internet Initiative (NGI), supported by President Clinton and Vice President Gore. As David A. Foltz, networking project manager at Lewis, stated "This experiment was a step toward reaching the goal of the NGI. Pushing current networking technologies to the limit helps us understand how to design, build, and operate a national communications network for the future." Reaching these goals will affect health care on this planet and will pave the way for physicians here to view the heart function of an astronaut aboard the International Space Station, according to medical personnel. **EN**

➤ Invention-Promotion Scams

Every year, Americans lose an estimated hundred-million dollars to fraudulent invention promoters who promise more than they can deliver. Many would-be entrepreneurs fall victim to scam artists, who for an upfront fee offer to guide amateur inventors through the whole process from product evaluation to patenting to marketing their brainchild. In truth, few inventions ever make it to the marketplace; and even getting a patent on a design, if an inventor manages to do so, does not guarantee commercial success.

The FTC has announced law-enforcement actions against five companies offering invention promotion services. The agency recently released a new bulletin about these costly scams: *Consumer Alert: Spotting Sweet-Sounding Promises of Fraudulent Invention Promotion Firms*. In addition, there are two other brochures on this subject: *Facts for Consumers: Invention Promotion Firms* and *FTC Briefs: So You've Got A Great Idea!* The FTC catalog of consumer and business publications, *Best Sellers*, is also available.

Copies of all these publications can be obtained free from: Federal Trade Commission, Consumer Response Center, 6th Street and Pennsylvania Avenue, NW, Washington, DC 20580, Tel: 202-326-2222 or (for the hearing impaired) 202-326-2502. The full text of these brochures as well as over 150 other publications can be found on the FTC ConsumerLine Web site: www.ftc.gov. **EN**

Q&A

continued from page 12

gain to achieve that. Can you tell me where I can buy, beg, or borrow a schematic for such an amplifier? — T. B., Duluth, MN

A The reason cable TV systems are so expensive to build is that it's absolutely necessary to keep the signals from leaking out of the cables. The reason? "Cable channels" are not broadcast TV

frequencies; they are frequencies which, in the outside air, are used for other kinds of communication, such as aircraft, police, and fire department radios. If a signal leaks out, it could interfere seriously with the nearest town's emergency communications.

Your 60-dB amplifier would take a 1-microwatt input signal and put 1 watt of power into the cable—nearly all of which would leak out, because, at high frequencies, RG-6 is quite leaky. One watt is comparable to the output of a

walkie-talkie. In effect, you'd be building a broadband radio transmitter that would transmit simultaneously on all frequencies from about 50 to 450 MHz.

That's why cable TV systems use hardline (which provides much better shielding) and specially designed amplifiers. That's also why the FCC pays so much attention to their signal leakage. Have you considered a full-sized or DBS satellite dish instead?

HOW TO GET INFORMATION ABOUT ELECTRONICS

On the Internet: See our Web site at <http://www.gernsback.com> for information and files relating to our magazines (**Electronics Now** and **Popular Electronics**) and links to other useful sites.

To discuss electronics with your fellow enthusiasts, visit the newsgroups sci.electronics.repair, sci.electronics.components, sci.electronics.design, and rec.radio.amateur.homebrew. "For sale" messages are permitted only in rec.radio.swap and misc.industry.electronics.marketplace.

Many electronic component manufacturers have Web pages; see the directory at <http://www.hitex.com/chipdir/>, or try addresses such as <http://www.ti.com> and <http://www.motorola.com> (substituting any company's name or abbreviation as appropriate). Many IC data sheets can be viewed online.

Books: Several good introductory electronics books are available at RadioShack, including one on building power supplies.

An excellent general electronics textbook is *The Art of Electronics*, by Paul Horowitz and Winfield Hill, available from the publisher (Cambridge University Press, 1-800-872-7423) or on special order through any bookstore. Its 1125 pages are full of information on how to build working circuits, with a minimum of mathematics.

Also indispensable is *The ARRL Handbook for Radio Amateurs*, comprising 1000 pages of theory, radio circuits, and ready-to-build projects, available from the American Radio Relay League, Newington, CT 06111, and from ham-radio equipment dealers.

Copies of past articles: Copies of past issues of **Electronics Now** and **Popular Electronics** (post 1993 only) are available from our Claggk, Inc., Reprint Department, P.O. Box 4099, Farmingdale, NY 11735; Tel: 516-293-3751.

Electronics Now and many other magazines are indexed in the *Reader's Guide to*

Periodical Literature, available at your public library. Copies of articles in other magazines can be obtained through your public library's interlibrary loan service; expect to pay about 30 cents a page.

Service manuals: Manuals for radios, TVs, VCRs, audio equipment, and some computers are available from Howard W. Sams & Co., Indianapolis, IN 46214 (1-800-428-7267). The free Sams catalog also lists addresses of manufacturers and parts dealers. Even if an item isn't listed in the catalog, it pays to call Sams; they may have a schematic on file which they can copy for you.

Manuals for older test equipment and ham radio gear are available from Hi Manuals, PO Box 802, Council Bluffs, IA 51502, and Manuals Plus, PO Box 549 Tooele, UT 84074.

Replacement semiconductors: Replacement transistors, ICs, and other semiconductors, marketed by Philips ECG, NTE, and Thomson (SK), are available through most parts dealers (including RadioShack on special order). The ECG, NTE, and SK lines contain a few hundred parts that substitute for many thousands of others; a directory (supplied as a large book and on diskette) tells you which one to use. NTE numbers usually match ECG; SK numbers are different.

Remember that the "2S" in a Japanese type number is usually omitted; a transistor marked D945 is actually a 2SD945.

Hamfests (swap meets) and local organizations: These can be located by writing to the American Radio Relay League (Newington, CT 06111; <http://www.arrl.org>). A hamfest is an excellent place to pick up used test equipment, older parts, and other items at bargain prices, as well as to meet your fellow electronics enthusiasts—both amateur and professional.

Nintendo Pinout

Q I'm currently working on a project and have come to a dead end. I need to know the outputs for the 50-position card connector (cartridge port) for the Nintendo 64 gaming system. — Bill Laubscher, Jr., 5438 McDonald Road, McDonald, TN 37353.

A As far as we know, that pinout hasn't been made public, and although there are Nintendo-"hacking" sites on the Internet, we couldn't find the connector pinout. We're publishing your address so that anyone with information to share can contact you directly. Readers?

Car Detector

Q I need to detect automobiles passing over a loop buried in the pavement. Any ideas? — J. W., Perris, CA

A A car-detector circuit was published in the January 1996 issue of our sister magazine, **Popular Electronics** (see pages 63-64). It's essentially a metal detector that uses a gigantic coil (50 turns on a 50-inch form). You can obtain this magazine from our Reprint Bookstore (see the "How to Find Electronics Information" box). In fact, you can probably adapt any metal detector circuit by using a big enough coil.

AM-To-Ham Radio Converter

Q Please show a simple front-end schematic for 3500 to 3800 kHz, with a BFO, to use with a standard broadcast AM receiver. — D. H., Milan, TN

A For the front end, use the shortwave converter circuit that appeared on page 10 in the March, 1997 installment

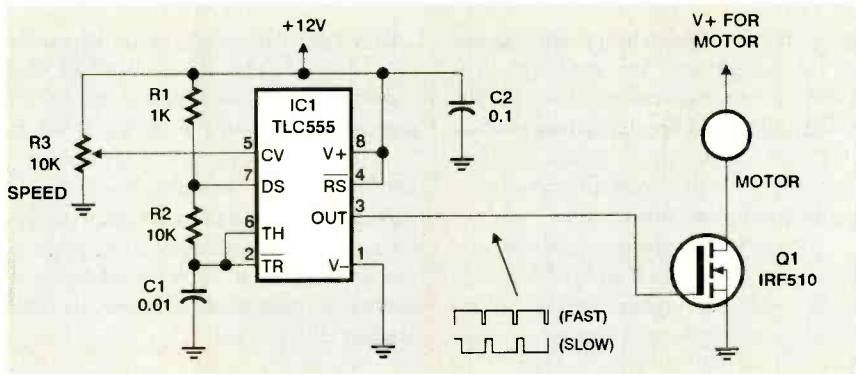


FIG. 5—IN THIS PULSE-WIDTH MODULATOR CIRCUIT, R3 is used to vary the width of the output pulses, and hence the speed of the motor.

of this column, but use a 2.5-MHz crystal and increase C5 (for a starting point, use 330 pF) until you hear signals.

The BFO is a separate circuit. You can use the oscillator shown in Fig. 6; it originally appeared in *Popular Electronics*, May 1990. Note that it does not connect directly to the radio; instead, you place the coupling wire near or around the detector diode. Once you've tuned the BFO initially, you can probably fine-tune individual stations with the radio's tuning knob without making further adjustments to the BFO.

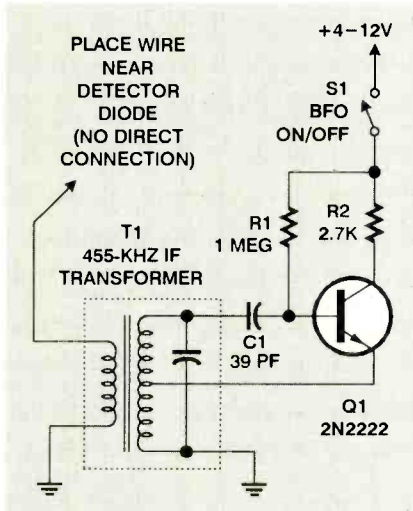


FIG. 6—YOU CAN ADD CW AND SSB reception to any radio with a 455-kHz IF using this simple BFO circuit.

tape-recorder motor; for your big motor, you'll want to use a number of MOSFETs in parallel. The 555 operates as a pulse-width modulator (PWM), producing a squarewave that is positive for an adjustable percentage of the time. Thus, the average voltage at the motor can be varied without wasting any energy in a rheostat.

Clock Conversion

Q I would like to convert the electronic clock-timer of an oven to operate on 50-Hz power. It uses an HD 614042 IC. — R. N. L., Curacao, Netherlands Antilles

A We assume you've solved all the other voltage problems, so the clock is working correctly but running at $\frac{1}{2}$ of normal speed. We're not familiar with the HD 614042 chip, but if you can find out where it receives its 60-Hz input, perhaps you can build the oscillator in Fig. 4 and supply the 60-Hz signal from that rather than from the line.

Motor-Speed Control

Q I would like to install an electric drive on an adult tricycle for use in a retirement community, with a solid-state "chopper" speed control. I've been advised that such a controller might be constructed using the 555 timer in PWM mode. Can you help? — R. L., Kissimmee, FL

A A motor-speed control circuit that you can probably adapt for your purposes is shown in Fig. 5. In the prototype, we used an IRF510 and a small

Writing to Q&A

As always, we welcome your questions. Please write to Q&A, *Electronics Now Magazine*, 500 Bi-County Blvd., Farmingdale, NY 11735. The most interesting ones are answered in print. Please be sure to include plenty of background information (we'll shorten your letter for publication). If you are asking about a circuit, please include a complete diagram. Due to the volume of mail, we regret that we cannot give personal replies.

You can Build Gadgets! Here are 3 reasons why!




BP345—GETTING STARTED IN PRACTICAL ELECTRONICS \$5.95

If you are looking into launching an exciting hobby activity, this text provides minimum essentials for the builder and 30 easy-to-build fun projects every experimenter should toy with. Printed-circuit board designs are included to give your project a professional appearance.

BP349—PRACTICAL OPTO-ELECTRONIC PROJECTS \$5.95

If you shun opto-electronic projects for lack of knowledge, this is the book for you. A bit of introductory theory comes first and then a number of practical projects which utilize a range of opto devices, from a filament bulb to modern infrared sensors and emitters—all are easy to build.



Practical Electronic Music Projects

BP363—PRACTICAL ELECTRONIC MUSIC PROJECTS \$5.95



The text contains a goodly number of practical music projects most often requested by musicians. All the projects are relatively low-in-cost to build and all use standard, readily-available components that you can buy. The project categories are guitar, general music and MIDI.

Mail to:

Electronic Technology Today, Inc.
P.O. Box 240
Massapequa Park, NY 11762-0240

Shipping Charges in USA & Canada

\$0.01 to \$5.00	\$2.00	\$30.01 to \$40.00	\$6.00
\$5.01 to \$10.00	\$3.00	\$40.01 to \$50.00	\$7.00
\$10.01 to \$20.00	\$4.00	\$50.01 and above	\$8.50
\$20.01 to \$30.00	\$5.00		

Sorry, no orders accepted outside of USA and Canada. All payments must be in U.S. funds only.

Number of books ordered.

Total price of books \$ _____
Shipping (see chart) \$ _____
Subtotal \$ _____
Sales Tax (NYS only) \$ _____
Total enclosed \$ _____

Name _____
Address _____
City _____ State _____ ZIP _____

Please allow 6-8 weeks for delivery.

GET HERE.

LEARN A SKILL YOU ENJOY... ...THEN FIND A JOB THAT HAS A FUTURE.

New Web Site!
Visit our new web site at
www.cie-wc.edu
• Preview a sample from one of our lessons, detailed course descriptions, visit the bookstore, order a free catalog & much more!

Everyone has to start somewhere.

As 150,000 CIE graduates have discovered, independent-study from The Cleveland Institute of Electronics can get you where you want to be. *In a secure, financially rewarding, exciting career field of your choice.*



Industrial Robotics

Since 1934, CIE has been on the forefront of an ever expanding technological revolution.

ment. CIE's curriculum is unique from other independent-study schools in the respect that we not only provide hands-on training utilizing today's technology we also instill the knowledge and understanding of why technology works the way it does. This is the foundation upon which every CIE graduate can trace their success back to and in which CIE's reputation as a quality learning facility is based on.



Project Engineer

Independent study is not for everyone. But, if you have the desire, the basic intellect and the motivation to succeed, CIE can make it happen. Our learning program is patented and each lesson is designed for independent study while our instructors are available to assist you whenever you feel you need help. In fact, CIE's curriculum is so well respected many Fortune 1000 companies utilize it for their own employees.



Telecommunications

CIE offers personalized training to match your background with over ten career courses, an Associate Degree Program and a Bachelor Degree Program through our affiliation with World College. And every CIE graduate got started in a

START HERE...



Electronics

Back then it was radio and TV, today it's computer technology, programming and the electronics that make it all possible. Today and yesterday's similarities are

uncanny... *Employers are looking for qualified applicants to hire and having a hard time finding them.*

Students at CIE receive the training and the education needed to get hired and to succeed in challenging fields such as computer programming, robotics, broadcast engineering, and information systems manage-

YES! Please send me more information on:

CIE's Associate Degree Program

CIE's Computer Programming Course

CIE's 12 Career Courses

World College's Bachelor Degree Program

AE112

Name _____

Address _____

City _____

State _____ Zip _____

Phone: _____

Check for G.I. Bill Details
Active Duty Veteran

successful career the same way you can...by sending for your free CIE course catalog and judging for yourself if CIE's for you.



Computer Programming



*It's More Than Just Training...
...It's an Education.*

1776 East 17th Street
Cleveland, OH 44114
(216) 781-9400 • 1-800-243-6446



EQUIPMENT REPORT

INDEPENDENCE ELECTRONICS CAPACITOR WIZARD ANALOG ESR METER

An easy-to-use tester that can spot bad capacitors, even in-circuit, that others miss.

CIRCLE 15 ON FREE INFORMATION CARD



If you've done any significant amount of electronics troubleshooting and repair, you've almost certainly come up against one of those near-impossible-to-diagnose situations that just makes you want to scream: All of the components test out good, yet the unit fails to operate properly. Only after hours—or days—of painstaking trial-and-error substitution do you finally find the culprit, a faulty electrolytic capacitor; yet when you put a standard capacitor meter on it, the darn thing still tests out as good. What gives?

More than likely, the problem lies in the capacitor's equivalent series resistance, or ESR. Quite simply, a real-world capacitor has resistive elements associated with it. Those include the DC resistance of the leads, the connections to the dielectric, and the plates. Most important, however, is the in-phase AC resistance that the dielectric material presents at a specific frequency and temperature. Note that the last resistance only exists when an AC signal is applied to the capacitor.

Why is ESR so important, and why is it ignored by many capacitor testers? In the past, when tube and other circuits with very high impedances were the norm, coupling capacitors were likely to be in the 0.05- μF range and ESR values were hardly ever a factor at audio frequencies. Back then, power supplies used electrolytics valued at maybe 40–60 μF and always had ripple at 60/120 Hz.

But today's equipment uses large-valued electrolytics with small physical volumes. In fact, modern capacitors can have values as large as a fraction of a farad, which is several orders of magnitude higher than units used twenty years ago. Such large-valued electrolytics are often found in the linear and switching power supplies of computers, VCRs, microwave ovens, computer monitors, laser printers, and TVs; in fact, in almost anything that plugs into the AC line. Sometimes even a half dozen such capacitors might be used in a particular unit.

Especially problematic are switching power supplies where the ripple components are found at frequencies ranging from 20 to 100 kHz. At those high frequencies, the ESR of the capacitors used becomes a significant consideration, and so is a new failure mode: high ESR.

What causes high ESR? As a high-value, small-volume electrolytic capacitor ages, the dielectric can begin to dry out. Once begun, that process can take years; then suddenly, the process accelerates. That happens when the ESR rises high enough to cause significant heating (just like any resistor), causing the electrolytic to dry out faster, causing the ESR to rise, causing . . . well, you get the picture. The result is that a capacitor's ESR can rise by a factor of 10 or 20 in as short a time as a month.

The problem with using a conventional capacitor meter to detect that

problem is that while capacitance will also change as the dielectric deteriorates, it does not change by nearly as much as the ESR. In many cases, the reading will be within the unit's design tolerance (remember, the capacitors, and particularly electrolytics, have very wide tolerance specifications).

The Capacitor Wizard

That's where the Capacitor Wizard comes in. That in-circuit/out-of-circuit meter is an AC ohmmeter with its frequency, waveform and measurement point carefully chosen to maximize its ability to measure low values of ESR on capacitors of 1 μF and up. In particular the test frequency is important. That's because, unless the frequency is high enough, the effects of the capacitor's capacitive reactance can throw off the test results. For that reason, a frequency of 100 kHz was chosen. The trade-off is that the Capacitor Wizard can not be used to test capacitors smaller than 1 μF . A 5-millivolt test voltage was chosen to allow in-circuit use, since that low voltage level won't turn on solid-state devices.

Results are shown on an analog display that is somewhat reminiscent of what you used to see on vacuum-tube testers. A logarithmic scale displays markings from zero to 30 ohms, plus infinity (which would indicate an open capacitor), with a qualitative scale (bad/compare/good) below. In addition, a beep feature, whose threshold is adjustable, sounds when a capacitor tests out as good.

The Capacitor Wizard is housed in a case that measures 7 by 4 by 1.5 inches, which to this reviewer seemed a little larger than necessary or convenient. However, as this is intended as more of a bench instrument, it might not bother you as much. In addition to the meter, the front panel features a power switch, a low-battery indicator LED, the threshold control for the aforementioned

tioned beep feature, a zero-ohms adjust control, and some general guidelines and warnings for the user. The unit comes complete with a pair of permanently wired, black test probes. Four alkaline AA batteries are required and should be good for about 60-80 hours. That is sufficient for several months to a year of use if you turn the unit off when you are done with it. There is no "sleep" function, and no visible reminder to tell you that the meter is on (unless you count the low-battery LED, and once that's lit, it is too late).

While the unit is intended for use as an in-circuit tester, it is extremely important that the circuit not be powered and that all capacitors be completely discharged first. As a reminder, a warning to that effect is placed permanently on the face of the unit. Should you choose to ignore or forget about that warning, or simply make a mistake, a file on the manufacturer's Web site (www.awiz.com) gives step-by-step instructions on how to repair your unit. Most of the likely-to-be-damaged parts are easy to find locally, or can be ordered from the manufacturer. A flat-fee (\$35) repair service is also

available.

One might wonder why better over-voltage protection is not provided in the first place. According to the manufacturer, any suitable protection would require an unacceptable trade-off in sensitivity, accuracy, and cost.

In any event, using the unit could not be easier. Just turn it on using the power switch, touch the probe tips together and set the meter to read zero (if necessary), then place the probes across the capacitor in question and read the result.

Final Comments

Overall, it is this reviewer's feeling that the Capacitor Wizard is a useful instrument that gets the job done, and fast. For the most part it is well engineered and easy to use.

That's not to say that everything is perfect. A power-on indicator would have been useful. Also, I found that the beep feature, while great in concept, was pitched a bit high and the volume was a bit low for me. Unfortunately, there is no way to adjust that and, though your hearing and preferences might differ, I found it nearly inaudible even a few

inches away from the case.

Speaking of which, there are a few points about the case that I think could stand improvement. The four bottom rubber feet imply that lying the unit on its back is the proper position, and that's all well and good, but there are times when having the meter upright is simply more convenient. However, there is no easy way to position it that way; some type of tilt stand would have been a welcome addition. As stated previously, a smaller case size, or at least one better proportioned for portable use, would also have been appreciated, as would have been a protective holster of some type.

But, in truth, those are just quibbles. In the high-tech arena, time is money, and wasted troubleshooting hours are expensive. In some cases, just one use could justify the entire purchase price of \$179.95. For more information on the Capacitor Wizard, contact the manufacturer, Independence Electronics (119 S. Main, Independence, MO. 64050; Tel: 800-833-1094 (orders) or 816-836-1094) directly, visit them on the Web at www.awiz.com, or circle 15 on the Free Information Card. **EN**

LETTERS

continued from page 8

interested in the explosive demand for electronics technicians in industry. Computer manufacturers, the semiconductor and auto industries, and chemical refineries want electronics technicians who specialize in robotics and instrumentation and control.

In the Dallas area, semiconductor and telecommunications firms hire as many technicians from the local two-year community colleges as they can get their hands on. With a two-year degree in engineering technology, technicians can earn entry salaries as much as \$25- to \$30,000 per year. Experienced, competent technicians can earn \$50,000, or even more.

Fortune magazine reported in its article "Technicians—The New Worker Elite" (August 22, 1994) that technicians are the key people of our new high-tech age, as all types of manufacturing companies upgrade with the latest in computer- and electronic-controls for factory automation.

GLEN W. SPIELBAUER
Dallas, TX

I have some comments on the article "Recruiting Tomorrow's Electronics Technicians" by Joel Goldberg (*Electronics Now*, October 1997). The author focuses mainly on the repair of consumer electronics products. It seems to me that Mr. Goldberg had neglected to mention (or doesn't realize) the problems involving the decrease in product value. There's a narrow margin between replacement cost versus repair cost in many consumer electronics products.

As a repair-shop owner and operator for over ten years, I have noticed that the problem is getting worse. For example, an inexpensive, off-brand VCR might carry a price tag of about \$100. Now, let's say that the VCR has or develops a defective tuner/RF module. The part itself without price markup is about

\$50. Add a reasonable labor rate of \$40 to \$50 to diagnose the problem and replace the defective part, and you have matched or even exceeded the replacement cost. The same is true of any low-cost gear: A service technician can only make a minimal profit, if any, by servicing small radios, cordless telephones, and answering machines.

The author expressed much enthusiasm for recruiting young people to learn electronic servicing, but failed to mention the amount of money they might expect to earn. Although he did say "earning potential is very strong," based on the amount of units sold and the dollar amount of sales, he did not use the actual unit sales and the type of units sold as a reference. Mr. Goldberg does not mention failure statistics for various products nor the typical cost to repair them.

The article discussed industry working with educators to recruit young technicians. It is my opinion that many manufacturers are not too concerned about after-sales service. After all, every unit that gets repaired means one less unit sold. I don't know of any technicians getting rich in this line of work. Do you?
STAN BOGOVICH
Daytona, FL

Write To:
Letters,
Electronics Now Magazine,
500 Bi-County Blvd.
Farmingdale, NY 11735

Due to the volume of mail we receive, not all letters can be answered personally. All letters are subject to editing for clarity and length.

Finding Information

NO MATTER HOW SKILLED YOU ARE, THERE ARE MANY TROUBLESHOOTING SITUATIONS WHERE YOU NEED MORE INFORMATION THAN IS IMMEDIATELY AT YOUR DISPOSAL.

The aim of this month's column is to help you learn where that help can be obtained.

Service Manuals

Believe it or not, service manuals are available for most consumer-electronics devices. The most obvious source is from the original manufacturer. Be aware, though, that such manuals can be quite expensive; depending on the type of equipment, service literature can range in price from \$10 to \$50, or more. However, once you have reached the limits of what you can do without the manual and/or schematic, that cost might be well worth it. Also keep in mind that some manuals are more useful than others. For example, not all include the schematics. So if you are hoping to repair an electronic problem, make sure the schematics are present before buying.

There's also the problem of identifying who actually made the piece of equipment in question. Only a few manufacturers actually produce the vast majority of consumer-electronics gear. For example, RadioShack, Magnavox, and Emerson do not make their own VCRs. However, house brands are nearly always the products of well-known manufacturers, and they are identical or very nearly identical to their standard models—but repackaged or at least re-labeled to reflect the store chain's name and logo. This is one reason why such lower-cost products may be a good deal (though not always).

How do you determine the actual manufacturer? For most types of con-

sumer-electronics equipment, there is something called an "FCC ID" or "FCC number". Any type of equipment that could potentially produce RF interference or that could be affected by such interference is required to be registered with the FCC. That number can be used to identify the actual manufacturer of the equipment. A cross-reference and links that will let you use that number to find out the actual manufacturer can be found on the Internet at: http://www.repairfaq.org/REPAIR/F_FCC_ID.html.

Finding Older Manuals and Literature

Getting manuals for current or recent models may present few problems, if any but getting those manuals for older gear is quite another story. Fortunately, there are a number of places to obtain literature for older gear.

As most people interested in this area probably know, Howard Sams & Company (2647 Waterfront Parkway, East Drive, Indianapolis, IN 46214; Tel: 800-428-7267) publishes circuit diagrams and service information for just about every TV sold on this planet since the 1940s. What you might not know is that they also have a Web site at <http://www.hwsams.com> where you can search to determine if they have a folder for the set you are troubleshooting. In addition to their Photofacts, there are also a limited number of Computerfacts and VCRfacts available. Note that in the case of the later, the newer ones tend to have strictly mechanical information.

Sometimes Sams' Photofacts are available (for photocopy costs) from your local library, which might even subscribe to the complete series. If not, a large electronic distributor can order the needed folder for you, or you can order direct. One advantage of the Sams' information package is that it is compiled in a very consistent format so that once you are familiar with one model TV, it is easy to transfer that knowledge to any other. They provide waveforms at key locations and DC voltage measurements almost everywhere. Additional information such as IC pin to ground and coil resistances are often provided as well. In fact, they are often more complete than the manufacturer's service manuals.

In addition to Sams, there are a number of other places to get literature, manuals, and information. The following list comes from William E. Miller at Eagle Trader, and that's why he is at the top!

William E. Miller, Tel: 317-831-0896, e-mail: Eagle@trader.com, Web: <http://www.trader.com/users/5010/549>: "We help find, buy, promote, and sell—almost anything, almost anywhere. TV repair woes? Get the Sams Photofact TV Service Manual \$7 Postpaid. Besides the used Sams TV Repair Manuals I sell, here are a few good sources you can try for various flavors of service manuals."

A.G. Tannenbaum, P.O. Box 386, Ambler, PA 19002, Tel: 215-540-8055, Fax: 215-540-8327, e-mail: k2bn@agtannenbaum.com: Lots of parts and service data, 1920s to the present.

Michelle Troutman, e-mail: ai495@yfn.ysu.edu: She has various manuals for sale.

Marty Gasman, e-mail: mgasman@tiac.net. Web: <http://www.tiac.net/users/mgasman>: He has a lot of audio service manuals for sale. Check his full list at the

web site.

John Gallawa, e-mail: mtek@gulf.net.
Web: <http://www.yup.com/microtech>.
They will be happy to help anyone who needs a schematic or parts breakdown for virtually any make and model (commercial or residential) microwave oven.

Inside the Cover

Even if you can't locate the service manual, another solution might be close at hand. Television sets and even old radios often have some kind of circuit diagram pasted inside the back cover. In the old days, that was a complete schematic. Now, if one exists at all, it just shows part numbers and location for key components, though that's still very useful. Some manufacturers include a complete schematic in the owner's manual, though that is the exception.

Microwave ovens almost always have a schematic diagram of the microwave power-generation circuitry pasted inside the sheet metal cover. That will include the high-voltage transformer, interlocks, rectifier, capacitor, and magnetron. Since most microwave-oven problems are in those areas, that is all you are likely to need. The controller, especially if it is an electronic unit, is often omitted or covered superficially.

Finding Components

One of the major problems in getting replacement semiconductors is finding out who makes the ones you need. Again, the Internet can be a tremendous help as most manufacturers these days have a Web presence. Some of your best bets include: <http://www.design-net.com> (Motorola), <http://www.semiconductors.philips.com> (Philips), and <http://www.st.com> (SGS-Thomson).

There are others, but they are smaller and harder to find. If you know the manufacturer, try contacting the local sales rep, sales office, or company-literature department. Look in the phone book or on the Web page for the phone number, then call them up and ask. It's their job to provide customer support, and if you sound like you halfway know what you're doing (saying you're a student works, too), they'll often be more than willing to send you information. (These days, it might even be a CD-ROM of their whole product line.)

If they won't help you, ask them where there is someone who can, like the nearest distributor. Larger electronics distributors often fill the same litera-



Howard W. Sams TECHNICAL PRODUCTS Sams On-Line Service Data Index

Enter the brand name and model or chassis number of the equipment in the appropriate areas below, and the On-Line Index will search the database to find out if Sams has the data you are looking for.

Brand Name:

Model/Chassis No:

This easy-to-use, on-line Index lists all 180,000+ model numbers and chassis numbers contained in the Sams library of **PHOTOFACT** and **VCRfact** service data. Sams also maintains an extensive library of thousands of manufacturer's service manuals for most of the major brand names of consumer electronic equipment. And if you are looking to restore that old, antique radio or television, Sams has Sider's service data that dates back to pre-World War II and information from over 900 manufacturers dating back to the middle 40s. Chances are, if you need a schematic, we've got it.

While we carry thousands of manuals in our inventory, some older manuals are out-of-print and no inventory exists. Consequently, the only data we are able to supply is a machine copy of an original. Those copied manuals are identified as "COPY" in the On-Line Index. While not as good as the original, Sams assures that the copy will be a clean, readable, useable copy.

To receive a **FREE** copy of the Annual Index
call: **1-800-428-7267**
and ask for operator "SWS".

HOWARD W. SAMS' WEB SITE includes a searchable index of their available Photofact and VCRfact service-data packages.

ture-distribution role as the sales rep. Other distributors like Jameco, JDR Microdevices, and Future Active sell databooks as a catalog item. Also, a local distributor that caters to the walk-in trade will have a databook shelf and allow (or have a nominal fee for) photocopies. (Unfortunately, the big distributors are closed operations, mostly using phone salesmen and UPS for distribution. Visitors aren't always welcome.)

Another data source is a good library. Look for one at a university that has an electrical engineering program, or even a large city library. Used book stores or big unselective 'book dump' operations

often will have a good stock of old databooks—ones that you can't get from the manufacturer any more. Likewise, electronics surplus stores (most big cities should still have one or two) often have older databooks.

Parts Numbers and Cross References

I have found one of the most useful single sources for information on semiconductors to be the ECG Semiconductors Master Replacement Guide, which runs about \$6 from your local Philips distributor. Thomson (SK replacement line), NTE, and others have

similar manuals. The ECG manual will enable you to look up U.S., foreign, and many manufacturer's "house" numbers and to identify device type, pinout, and other information.

Note that searchable cross-references are also now available on the Internet at <http://www.ecgproducts.com> (ECG), <http://www.nteinc.com> (NTE), and <http://www.inland-electronics.com/skcross> (SK). Mostly these just provide the appropriate replacement part number and a short one-line description (no specifications or pinouts). However, the NTE site does provide a fair, though by no means complete selection of data sheets. For those devices that don't have data sheets on line, a more comprehensive selection is available via their Fax-on-demand service (800-683-3292, or in NJ call 973-680-4897, and request Doc #1 for the semiconductor index).

I am not recommending using ECG (or other generic) replacements if the original parts are readily available. For one thing, the original part is often less expensive than the generic equivalent. Also, don't assume that the specifications of a generic replacement are identical to the original; sometimes they could even be better, but they could also be inferior. However, they should work in most applications where an original part is not available, and the cross-references can save countless hours searching through databooks or contacting manufacturers.

Identifying Transistors

U.S.-made semiconductors used to be mostly of the "nN" variety—2N with a 3 or 4 digit number following for a bipolar transistor, for example. This is called the Joint Electron Device Engineering Council (JEDEC) standard numbering. It seems to have been replaced by letter prefixes which may be manufacturer dependent, although the same part may possibly be available from multiple sources.

Look at a semiconductor in a piece of modern equipment, however, and you're likely to see semiconductors with designations that begin with a letter (A, B, C, D, F, J, and K) followed by a 3 or 4 digit number. What you are looking at is a Japanese numbered part. To confuse you further, you need to add a 2S in front of the letter to get the complete part designation (the 2S is nearly always absent from the package label). While these once might have been hard to find, with the complete number you can often find

a suitable generic replacement from one of the sources mentioned earlier. Even better, many of the more common 2S parts are now available from places like MCM Electronics, Dalbani, Premium Parts, and Computer Component Source, as well as other advertisers you will find in the *Electronic Shopper* section in the back of this magazine. Incidentally, the 2SA and 2SB prefixes indicate PNP bipolars; the 2SC and 2SD prefixes indicate NPN bipolars; 2SF indicates a thyristor; and 2SJ and 2SK indicate an FET/MOSFET part. There are many other 2S prefixes, but those are by far the most common.

You'll also often see suffixes on the



THE NTE CROSS-REFERENCE and similar ones from other manufacturers can help you locate a suitable replacement device.

part number. Those usually denote package type or some special feature like an internal damper diode (D, for horizontal output deflection transistors), enhanced gain, special speed sort, etc.

House Numbers

In many pieces of consumer gear, semiconductors bear cryptic numbers such as 121-1025 or 113234. These follow no known numbering scheme and are often the only marking on that critical part you need to replace or identify.

What you are looking at is a "house-numbered" part. Are they used just to make life difficult? It certainly seems that way from the perspective of repair—give me industry-standard numbers any day. However, house numbers are a fact of life. The house number is what you need to order a replacement from the original manufacturer of the equipment. Of course, that may not always be desirable due to the possible high cost and difficulty in locating a suitable distributor that carries the manufacturer's replacement parts.

Another possibility is to use one of the cross-reference databooks mentioned earlier. That's especially true if you know or have an idea of the specifications for

the part you are replacing. Note that, for the most part, you'll need to use the hard copies of these since very little in the way of data (specifications, pinouts, mechanical details, etc.) is available on line except at the NTE site, and there's not much even there. The books can run you a few dollars, but if you do repair work regularly, they are well worth it.

Internet Sources

Not too long ago, finding technical or other information on a device or product was a near-impossible task. Even finding a starting point for your search was a frustrating experience. Thanks to the Internet, however, that is rapidly changing. Many, if not most, manufacturers now have a presence on the World Wide Web, meaning that the answer to your question might be a mouse click away. And if you think most of what's there is advertising or public relations fluff, well, you are right. However, there is also an amazing amount of technical information that these companies and others are making freely available. For example, disk-drive manufacturers often have product information including detailed specifications as well as complete jumper and switch settings for all current and older hard drives.

Finding these sites is usually easier than looking in a telephone book. Most addresses are simply variations on www.xxx.com, where *xxx* is the company name, or a common abbreviation or acronym. For example, Hewlett Packard can be found at www.hp.com. You can also search for these companies using any of the available search engines such as Infoseek (www.infoseek.com), Excite (www.excite.com), etc.

If you'd like to check out examples of what is available, here's a couple of pages to try: For some introductory material on various aspects of consumer electronics, take a look at <http://www.philipsmagnavox.com/product/pe33.html>. That is the Magnavox Electronics Reference Web site. There you will find links to a number of articles on the basic principles of operation of CD players, laserdisc and optical drives, TVs, VCRs, camcorders, loudspeakers, satellite receivers, and other consumer A/V equipment.

Tandy (RadioShack) has a nice web resource and fax-back service. It is mostly for their equipment, but some of what is available applies to other brands, and there are diagrams that might be useful

for other manufacturers' VCRs, TVs, camcorders, remote controls, and other devices. To check it out for yourself, go to <http://support.tandy.com> for the Tandy homepage and <http://support.tandy.com/video.html> for their video products. In addition to Tandy products, a couple of Sony models are covered. Furthermore, since Tandy does not manufacture its own TVs, VCRs, or camcorders (they are other brands with Realistic or other RadioShack logos) your own model might actually be covered—it might just take a little searching to find it.

Searching USENET Newsgroups

It really seems sometimes that no problem is really new or unique. Therefore, there is an excellent chance that your question has come up and resulted in information being passed back and forth on sci.electronics.repair (or another appropriate newsgroup). For example, if you have had problems with a late model RCA/GE television, there have been dozens if not hundreds of postings on this subject over the last couple of years.

The question is how do you find that information. You could simply post your question, but that is not necessary and will simply add to the clutter of an already busy newsgroup. Instead, try searching Dejanews first. Dejanews is a USENET newsgroup-searching facility that has been archiving newsgroup articles since March, 1995. By going to their Web site, you can invoke a search of over 15,000 newsgroups (120 GB of data!) for any set of words, names, or e-mail addresses. Within seconds, they will provide a list of postings that satisfy your search criteria. Try using Dejanews at least once—you will be instantly hooked. The site URLs are: <http://www.dejanews.com>, for the Dejanews homepage and http://www.dejanews.com/home_ps.shtml, for the Dejanews Power search form. While postings typically drop off a local server in a few days, or less, Dejanews maintains them "forever" so that locating an entire thread becomes a trivial exercise in identifying a search string that will narrow down the postings to those relevant to your needs.

Posting to sci.electronics.repair

If all else fails, you can try posting your request for help to the sci.electronics.repair newsgroup. However, if you do this, be sure to read and understand the following suggestions. They will greatly increase your chances of getting

a successful and useful reply, and minimize any frustrations on your part, as well as for those who read and follow that newsgroup.

Please read the on-line repair FAQs or repair guides first. Your problem may be covered. Even if an exact solution is not provided there, the additional information may allow you to ask your questions more concisely and intelligently and therefore arrive at a solution more quickly. The FAQs can be found at: <http://www.repairfaq.org>. First read the README and Mirrors links to identify the best way for you to access the information from your location.

Put the type of device (*i.e.*, VCR, CD player), manufacturer, and model number in the subject header, as that will get the attention of the professionals. If you do not provide that information, the first reply you will receive will be a request to provide it. Avoid that waste of Net bandwidth. For general questions, such information might be unnecessary, but it will not hurt.

As with professional repairs, provide as much relevant information as possible. Ambiguity can lead to totally bogus advice. For part identification, include both the designator (*e.g.*, R324, Q1) and type (*e.g.*, 330K, BU407D), if available.

If a little circuit diagram will help, provide it in ASCII if possible. ASCII takes up almost no space and everyone (with a fixed width font) can read it. If you have a large, scanned schematic, offer it via e-mail. Large binary files are not supposed to be posted on those newsgroups and doing so will likely get you flamed. In general, people get upset when they inadvertently download a 1 MB file they have no interest in, but may not know that until they see the description. Further, some ISPs charge for connect time and bits transferred.

You need to be patient. Not everyone sits at their computers all day. Some news servers may be days behind in their postings. If you truly get no replies of any kind (to the newsgroup or e-mail) in a few days, re-post your question with a note that it is a repeat. The net isn't perfect and due to finite disk space, many servers will miss postings or purge them after a day or less.

Don't just ask for repair tips—describe what you have done so far in terms of troubleshooting approach and tests performed, but don't fill screen upon screen with details. People don't want to read them. Include only the

essentials if possible.

Don't ask for help on 25 problems in the same posting—that is taking advantage of the generosity and time of others. Dribble them out and reciprocate by replying to other people's problems as well if you can. However, don't just post to say something. If you act immature, you will end up in everyone's kill file.

Don't ask for help on problems that you could just as easily solve on your own by checking a databook you should have or a Web site that you should know about.

Don't ask for an e-mail response. First of all, it is very impolite. The sci.electronics.repair newsgroup was not created for your benefit. We do this because we like to help people, but at the same time do not want to feel like we are being taken advantage of or taken for granted. We are not your private consulting service. In addition, others will know when an adequate response to your query has been provided and will not need to waste their time repeating the same information. And, everyone will learn something in the process.

When you get a response, wait a day or two to see if there are any follow-up responses before acting on it. While there is no profit motive or other incentive for someone to intentionally deceive or mislead, mistakes happen. Usually, there is enough cross-checking by others so that any gross errors in analysis will be uncovered.

That's all we have room for this month. Until next time, you can find more information by simply visiting my sci.electronics.repair FAQ site on the Internet at www.repairfaq.org. You can reach me directly via e-mail at sam@stdavids.picker.com. EN

POPTRONIX®

Online Edition

We're on the web FREE

<http://www.poptronix.com>

**WE'RE WITH YOU EVERY DAY
24 HOURS A DAY! DROP IN!
WE'D LOVE TO HAVE YOU VISIT!**

Performing Our First Tests

A FEW MONTHS BACK, WE BUILT AN AUDIO OSCILLATOR. LAST TIME, WE BUILT A RESISTANCE-SUBSTITUTION BOX. THIS MONTH, WE'LL PUT THEM TO WORK TO PERFORM SOME BASIC TESTS. BEFORE WE START, THERE ARE A FEW ITEMS YOU'LL

need to obtain. First off, you will need two sets of shielded leads. They should have dual banana plugs on one end and standard phono plugs on the other. You also should buy or make up a cable with dual banana plugs on one end and clip leads on the other. And phono-to-3.5-mm-monoaural-plug adaptors will also be handy.

If you purchase those cables, make sure you get good quality items. There is nothing like taking the time to make a complicated test only to find one of the cables was no good. Some good advice from many years of experience is to test the cables periodically—say every three months.

You'll also need an audio voltmeter (an AC voltmeter optimized for use at audio frequencies). If you don't own or have access to an audio voltmeter, a future column will detail one you can build.

Measuring Frequency Response

For our first test, we will measure the frequency response of a power amplifier under load. Figure 1 shows the setup.

Note that the wattage of the load resistor must be equal to or greater than the power amplifier's rated output. It is always better to use higher-wattage loads if possible. It is also important that the resistor be a non-inductive type.

Before you begin, you will need some way to record the data you measure for

future use. Since we will be looking at how the output level changes as output frequency changes, one of the most efficient ways of recording the information is to graph it. However, while doing research for this article I discovered that the kind of graph paper most appropriate for this type of work is nearly impossible to find; perhaps it is no longer being made as I could not get it from any of the standard sources (office supply stores, drafting stores, and catalogs).

Since I felt that it was important for record keeping, I designed two types of graph paper. The first type is Lin/Log, and it is used when the measurements are made in decibels (dB) versus frequency (the decibel is already expressed

as a log function). The other is Log/Log and is used where the measurements are made in volts (or mV) versus frequency.

A sample of the Lin/Log paper is shown in Fig. 2; a sample of the Log/Log paper is shown in Fig. 3. Each includes an area in which you can detail the test itself and the setup you used (you should do your record keeping at the time of testing when all the details are fresh in your mind). The graph paper is available in pads of 25 sheets from the author as per the information in the Ordering Information box, or you can simply copy the artwork directly from this magazine and make your own graph paper; for convenience, it is shown full sized.

Now, back to our testing: Be sure that all equipment is plugged into the same AC outlet or power strip to avoid possible ground loops. If the power amplifier has a volume control, set it to maximum for this part of the test. Before you turn the power amplifier on, make sure the audio voltmeter has its range switch in the highest position and the

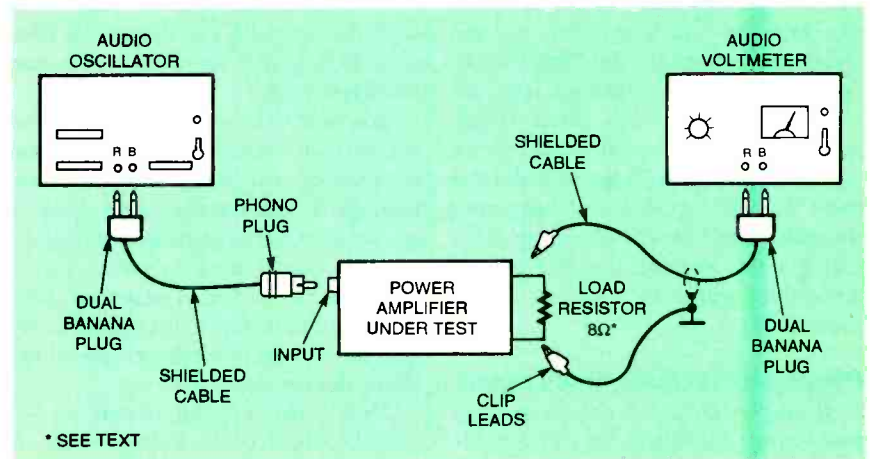


FIG. 1—TO MEASURE FREQUENCY RESPONSE VERSUS POWER, use this test arrangement. Make sure that the load resistor equals or exceeds the power rating of the amplifier being tested.

ORDERING INFORMATION

The following items are available from Franklin J. Miller, 2100 Ward Drive, Henderson, NV 89015: R-Box—A complete kit of all parts including pre-drilled aluminum case, front-panel label, all switches and colored switch buttons, all 1%, 1/8-watt resistors, printed-circuit board, and banana jacks; \$70. Graph Paper—Pads of 25 sheets are available for \$6.00 each; please specify Lin/Log or Log/Log. All prices include shipping inside the continental United States.

Place that data on your test-data sheet. You can now make more measurements at different frequencies. Every time you change frequencies, wait several seconds for the oscillator to settle and write the data in their proper columns. Note that the lower frequencies take a longer time to settle than the higher frequencies.

The question most asked is "How many data points should I take?" The minimum would be 10 and the maximum should be no more than 100 points. About 30 data points make a really accurate and useful graph. Yes, this is a great deal of work, but it is worth the time in the end.

Determining the Input Impedance

To conduct this test, you will need an audio oscillator, an audio voltmeter, the R-Box, and cables to suit your particular equipment.

Set up equipment as shown in Fig. 4. Be sure that all of the equipment is plugged into the same AC outlet or power strip to avoid possible ground loops. If the unit you are testing has an input volume control, turn it to the maximum to avoid any false reading. Next, turn on the device under test. Then make sure that the audio voltmeter has its range switch in the highest position and turn it on. Last comes the audio oscillator. Set it so its output is in the lowest position and the frequency is at 1 kHz before turning it on.

The first step in this test is to set the audio-oscillator output voltage. If you are testing an input that is designed for microphone circuits, set the output switch to -56 dB. If the input is a line-level type (RCA or phono jack), set the audio oscillator at -10 dB. The last input type is the professional type, and its level is +4 dB. Be sure to notice if it is a balanced type. If it is, you must unbalance the input to do the

Title: _____

CO. _____

NAME: _____

DATE: _____

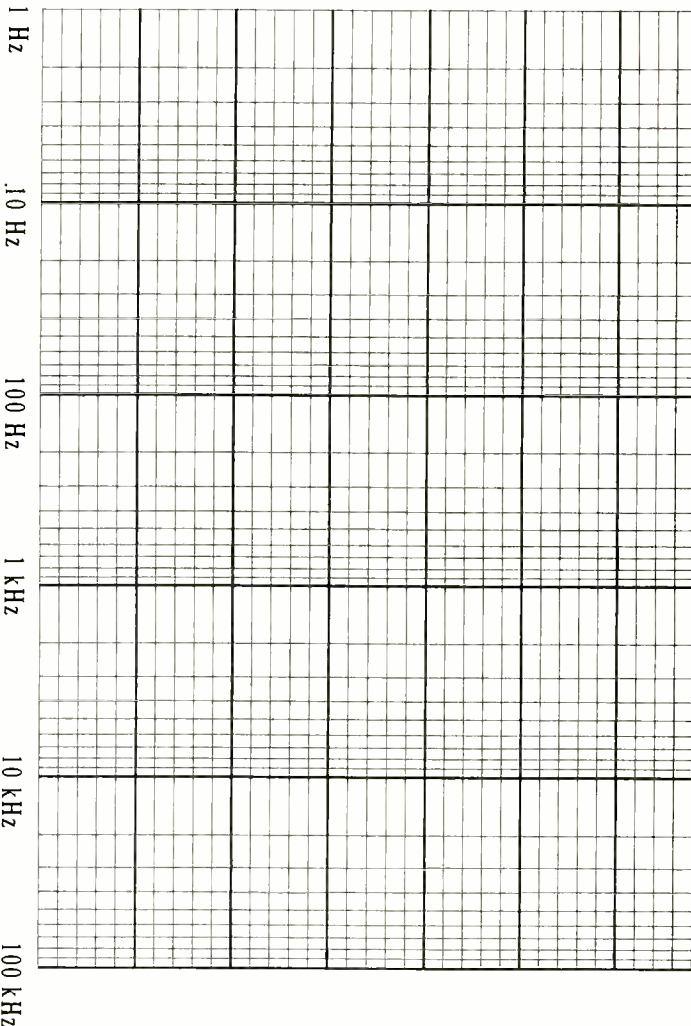
ITEM TESTED: _____

PROJECT: _____

SET UP DETAILS: _____

NOTES: _____

dB



AUDIO GRAPH PAPER (LIN/LOG) by FRANKLIN J. MILLER ALL RIGHTS RESERVED 1997

FIG. 2—LIN/LOG GRAPH PAPER is ideal for recording the measurements that are made in our first test.

audio oscillator is set for its lowest output and a frequency of 1 kHz. That is done so that you will not destroy your valuable test equipment!

While looking at the audio voltmeter's scale, increase the output of the audio oscillator from -56 dB to -10 dB. That should give you some reading on

the audio voltmeter. Then reduce the setting on the audio voltmeter to a more sensitive scale. Continue doing that until the reading on the audio voltmeter is about 80% of the meter scale (which is usually the most accurate portion of the scale). Because that reading is done at 1 kHz, it becomes the reference point.

VCR Cross Reference

**NOW Find the right Part
for your VCR**



With the

ISCET VCR CROSS REFERENCE

This 119-page reference contains both model and part-number cross-references updated to include 1994 units.

VCR's are made in a few factories from which hundreds of different brand names and model numbers identify cosmetically-changed identical and near-identical manufactured units. Interchangeable parts are very common. An exact replacement part may be available only a few minutes away from you even though the manufacturer supplier is out-of-stock. You may be able to cannibalize scrap units at no cost!

The ISCET VCR Cross Reference is pre-punched for standard loose-leaf binding. . . \$38.00 plus \$3.00 for shipping for each Reference.

Claggk Inc.
VCR CROSS REFERENCE OFFER
P.O. Box 4099
Farmingdale, New York 11735-0793

Name _____

Business _____

Address _____

City _____

State _____ Zip _____

Phone _____

Enclose \$38.00 for the Fifth Edition of the ISCET VCR Cross Reference and \$3.00 for shipping for each Reference.

The total amount of my order is \$ _____

Check enclosed—do not send cash.

or please charge my credit card.

Visa MasterCard Exp. Date ____/____/____

Card No. _____

Signature _____

New York State residents must add applicable local sales tax to total. US funds only. Use US bank check or International Money Order. CB02

AUDIO GRAPH PAPER (LOG/LOG) by FRANKLIN J MILLER ALL RIGHTS RESERVED 1997

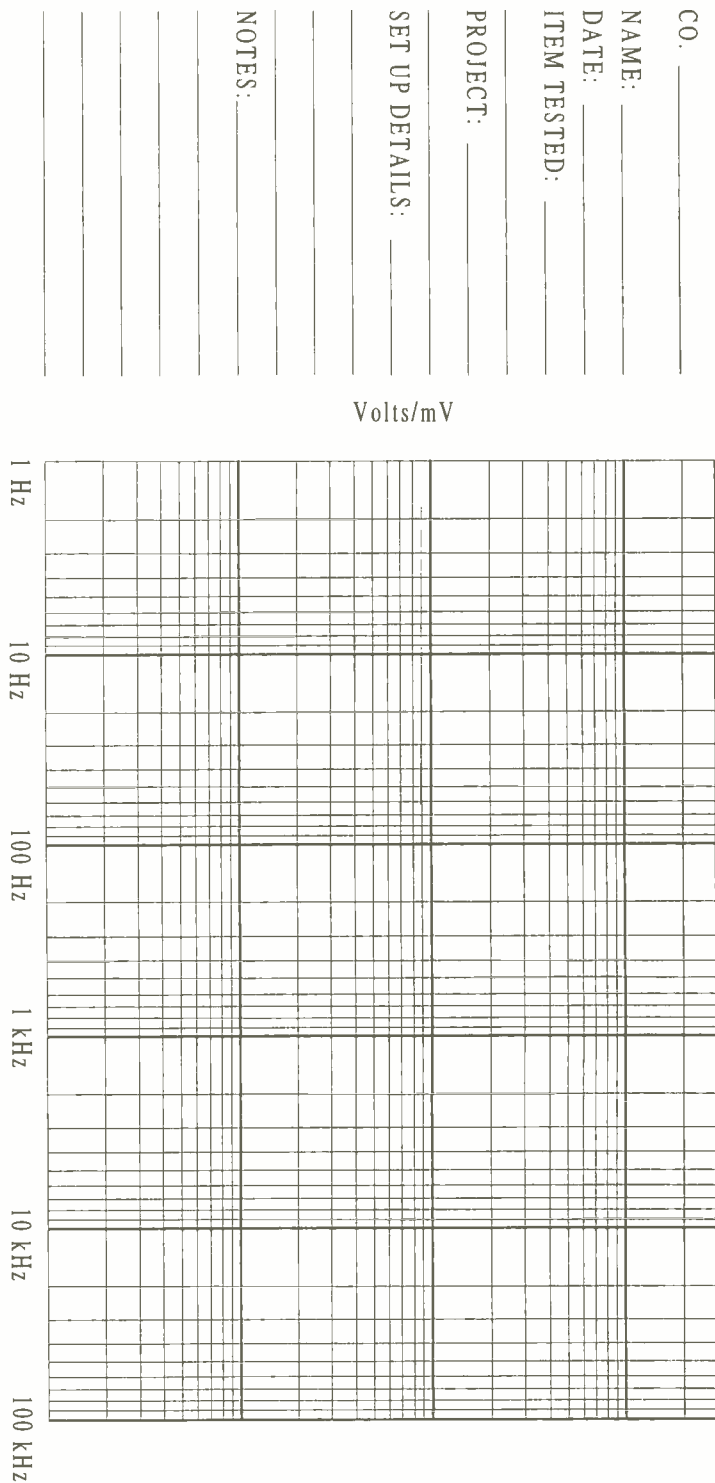


FIG. 3—LOG/LOG GRAPH PAPER is also handy for recording test data. You can purchase it or make your own using the full-size example shown here.

test. Usually an XLR 3-pin connector is used here. Pin 2 is the standard for the hot signal, and is connected to the center conductor of the cable. Next, pins 1 and 3 are tied together and then connected to the shield of the cable. Once that is done, we can begin testing.

Set the R-Box so that none of the buttons are engaged (infinite resistance), or disconnect it from the circuit completely, and read the voltage at the output of the device under test. Record that number on a piece of paper that you will save for later use. Next, set the R-Box so that the volt-

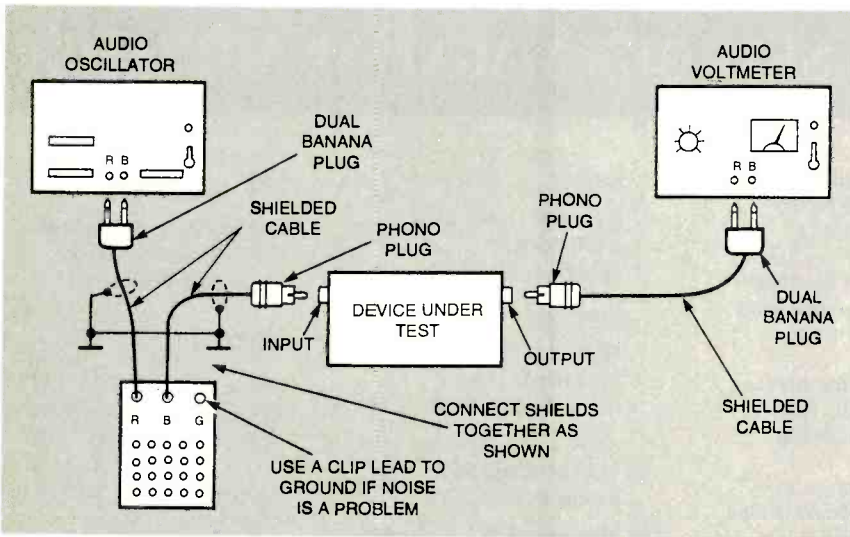


FIG. 4—DETERMINING INPUT IMPEDANCE is easy with the equipment setup shown here. For the first part of the test, disconnect the R-Box or make sure none of its switches are engaged.

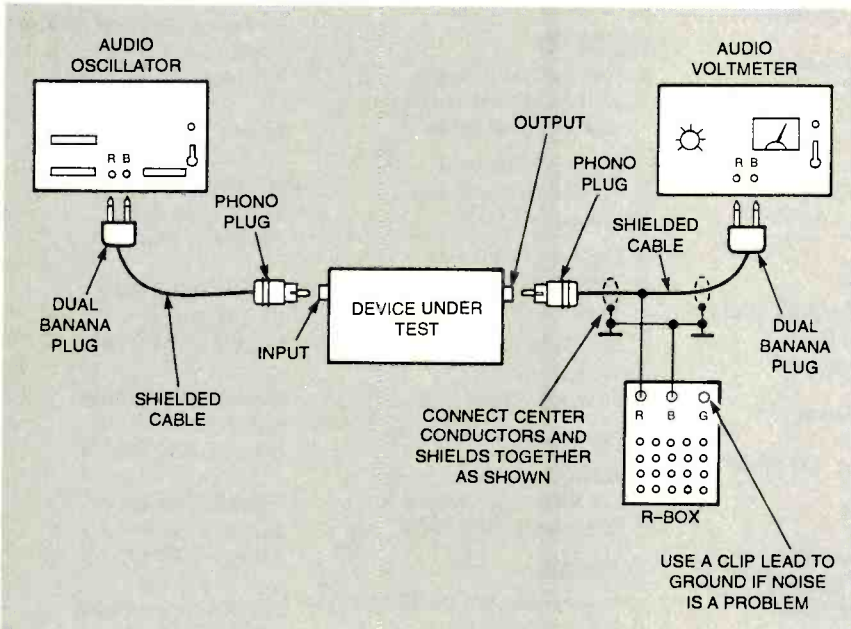


FIG. 5—TO MEASURE OUTPUT IMPEDANCE, use this test setup and follow the starting-point guidelines given in the text.

age reading is one half the first reading. This is a trial-and-error process that calls for guessing what the impedance might be. As a starting point, microphone-input circuits are generally in the 150- to 200-ohm range; line inputs in the better consumer products are generally around 10,000 ohms; and the professional inputs are either 600 or 10,000-to-15,000 ohms. Once the correct voltage reading is obtained, simply read the impedance from the front panel of the R-Box.

Determining the Output Impedance

This test will tell us the output

impedance of a piece of signal-processing gear in ohms. To perform it, you'll again need an audio voltmeter, audio oscillator, R-Box, and cables to suit your particular equipment.

Start by arranging your equipment as shown in Fig. 5. Be sure that all equipment is plugged into the same AC outlet or power strip to avoid ground loops. If the unit has an input volume control, turn it to the maximum to avoid any false reading. First turn the device under test on, then the audio voltmeter (make sure its range switch is in the highest position,) and finally the audio oscillator with its output in the lowest position and

the frequency set at 1 kHz. All of this should sound familiar by now!

First we need to set the audio-oscillator output voltage. If you are testing an input that is designed for microphone circuits, set the output switch to -56 dB. If the input is a line-level type (RCA or phono jack) set the audio oscillator at -10 dB. As in the previous test, if it is a balanced type, then you must unbalance the input to do this test.

Next, set the R-Box so that none of the buttons are engaged (or disconnect it from the circuit), and read the voltage at the output of the device under test. Record that number for later use. Adjust the R-Box until the output voltage is half the reading you noted. This process is partly guessing what the impedance might be. Line outputs in consumer products are generally 1000 ohms or higher, and the professional outputs are 600 ohms. This should give you a starting point. Continue until you get the required voltage reading and read the corresponding impedance directly from the front panel of the R-Box.

This wraps things up for this issue. Next time we will look at assembling a capacitance box that looks a lot like the R-Box we built. We'll also look at how you can put it to work in audio testing. **EN**

UNITED STATES POSTAL SERVICE Statement of Ownership, Management, and Circulation (Required by 39 U.S.C. 3685)

1. Publication Title: GENERAL PUBLICATIONS, INC.

2. Issue Frequency: MONTHLY

3. Issue Date: JUNE 1997

4. Issue Number: 6

5. Annual Subscription Price: \$12.00

6. Complete Mailing Address of Known Office of Publication: 300 RIVERSTREET BLVD., FARMINGDALE, NY 11735

7. Complete Mailing Address of Headquarters or General Business Office of Publisher: 300 RIVERSTREET BLVD., FARMINGDALE, NY 11735

8. Full Names and Complete Mailing Addresses of Publisher, Editor, and Managing Editor: LARRY STEIGER, 300 RIVERSTREET BLVD., FARMINGDALE, NY 11735

9. Full Names and Complete Mailing Addresses of Publisher, Editor, and Managing Editor: CARL LARIN, 300 RIVERSTREET BLVD., FARMINGDALE, NY 11735

10. Owner: GENERAL PUBLICATIONS, INC., 300 RIVERSTREET BLVD., FARMINGDALE, NY 11735

11. Known Bondholders, Mortgagees, and Other Security Holders: None

12. Tax Status: For-profit organization authorized to mail at special rate.

13. Publication Title: GENERAL PUBLICATIONS, INC.

14. Issue Frequency: MONTHLY

15. Issue Date: JUNE 1997

16. Issue Number: 6

17. Annual Subscription Price: \$12.00

18. Complete Mailing Address of Known Office of Publication: 300 RIVERSTREET BLVD., FARMINGDALE, NY 11735

19. Complete Mailing Address of Headquarters or General Business Office of Publisher: 300 RIVERSTREET BLVD., FARMINGDALE, NY 11735

20. Full Names and Complete Mailing Addresses of Publisher, Editor, and Managing Editor: LARRY STEIGER, 300 RIVERSTREET BLVD., FARMINGDALE, NY 11735

21. Full Names and Complete Mailing Addresses of Publisher, Editor, and Managing Editor: CARL LARIN, 300 RIVERSTREET BLVD., FARMINGDALE, NY 11735

22. Tax Status: For-profit organization authorized to mail at special rate.

23. Publication Title: GENERAL PUBLICATIONS, INC.

24. Issue Frequency: MONTHLY

25. Issue Date: JUNE 1997

26. Issue Number: 6

27. Annual Subscription Price: \$12.00

28. Complete Mailing Address of Known Office of Publication: 300 RIVERSTREET BLVD., FARMINGDALE, NY 11735

29. Complete Mailing Address of Headquarters or General Business Office of Publisher: 300 RIVERSTREET BLVD., FARMINGDALE, NY 11735

30. Full Names and Complete Mailing Addresses of Publisher, Editor, and Managing Editor: LARRY STEIGER, 300 RIVERSTREET BLVD., FARMINGDALE, NY 11735

31. Full Names and Complete Mailing Addresses of Publisher, Editor, and Managing Editor: CARL LARIN, 300 RIVERSTREET BLVD., FARMINGDALE, NY 11735

32. Tax Status: For-profit organization authorized to mail at special rate.

RETAILERS THAT SELL OUR MAGAZINE MONTHLY

Alaska

Frigid North Co.
1207 W. 36th Avenue
Anchorage, AK 99503

Arkansas

Telephone Store
P.O. Box 804
Searcy, AR 72145

California

California Electronics
221 N. Johnson Ave.
El Cajon, CA 90202

Ford Electronics
8431 Commonwealth Avenue
Buena Park, CA 90621

All Electronics
14928 Oxnard Street
Van Nuys, CA 91411

Gateway Electronics of CA
9222 Chesapeake Drive
San Diego, CA 92123

Mac's Electronics
191 South "E" Street
San Bernardino, CA 92401

Electronics Warehouse
2691 Main Street
Riverside, CA 92501

Orvac Electronics
1645 E Orangethorpe Ave.
Fullerton, CA 92631

Sav-On Electronics
13225 Harbor Blvd.
Garden Grove, CA 92643

JK Electronics
6395 Westminster Blvd.
Westminster, CA 92683

Marvac Dow Electronics
980 S. A Street
Oxnard, CA 93030

Kandarian Electronics
1101 19th Street
Bakersfield, CA 93301

Whitcomm Electronics
105 W. Dakota #106
Clovis, CA 93612

Marvac Dow Electronics
265-B Reservation Road
Marina, CA 93933

Minuteman Electronics
37111 Post St., Suite 1
Fremont, CA 94536

HCS Electronics
6819 S. Redwood Drive
Cotati, CA 94931

Halted Specialties Co.
3500 Ryder Street
Santa Clara, CA 95051

Metro Electronics
1831 J Street
Sacramento, CA 95814

HSC Electronics
4837 Amber Lane
Sacramento, CA 95841

Colorado

Gateway Electronics of CO
2525 Federal Blvd.
Denver, CO 80211

Centennial Electronics
2324 E. Bijou
Colorado Sps., CO 80909

Connecticut

Cables & Connectors
2198 Berlin Turnpike
Newington, CT 06111

Electronic Service Prod.
437 Washington Avenue
North Haven, CT 06473

Georgia

Norman's Electronics, Inc.
3653 Clairmont Road
Chamblee, GA 30341

Illinois

Tri State Elex
200 W. Northwest Hwy.
Mt. Prospect, IL 60056

Kansas

Electronic Hobby Shop
309 E. McKay
Frontenac, KS 66763

Maryland

Mark Elec. Supply Inc.
5015 Herzel Place
Beltsville, MD 20705

Amateur Radio Center
1117 West 36th Street
Baltimore, MD 21211

Massachusetts

U-Do-It Electronics
40 Franklin Street
Needham, MA 02194

Michigan

Purchase Radio Supply
327 East Hoover Avenue
Ann Arbor, MI 48104

Norwest Electronics
33760 Plymouth Road
Livonia, MI 48150

The Elec. Connection
37387 Ford Road
Westland, MI 48185

Elec. Parts Specialists
711 Kelso Street
Flint, MI 48506

Minnesota

Acme Electronics
224 Washington Avenue N.
Minneapolis, MN 55401

Missouri

Gateway Electronics Of MO
8123-25 Page Blvd.
St. Louis, MO 63130

New Jersey

Lashen Electronics Inc.
21 Broadway
Denville, NJ 07834

New York

R&E Electronics
4991 Rt. 209
Accord, NY 12404

Unicorn Electronics
Valley Plaza
Johnson City, NY 13790

Ohio

Philcap Electronic Suppliers
275 E. Market Street
Akron, OH 44308

Oregon

Norvac Electronics
7940 SW Nimbus Avenue
Beaverton, OR 97005

Taztronics
257 N. Wasson St.
Coos Bay, OR 97420

Pennsylvania

Business & Computer Bookstore
213 N. Easton Road
Willow Grove, PA 19090

Texas

Mouser Electronics
958 N. Main Street
Mansfield, TX 76063

Tanner Electronics
1301 W Beltline
Carrollton, TX 75006

Electronic Parts Outlet
3753 B Fondren
Houston, TX 77063

GMD Electronics
2625 S. Loop Hwy.
Alvin, TX 77511

Electronic Parts Outlet
17318 Highway 3
Webster, TX 77598

Washington

Amateur Radio Supply Co.
5963 Corson Ave., Ste 140
Seattle, WA 98108

Wisconsin

T.V.-VCR Repair
1306 W. Madison St.
P.O. Box 64257
Milwaukee, WI 53204

**If you'd like to sell our magazine in your store,
please circle 210 on Free Information Card.**

Build the Automotive Performance Tester

You have just spent a lot of money on a performance tune-up for your car or truck. You might have just installed a set of high-performance tires, or maybe you've just switched brands of gasoline. You *think* you're accelerating faster or cornering harder than before. How can you be sure that you're getting your money's worth of improvements?

It might not be practical to take your car to a timed drag strip. Hand-timed stopwatch measurements rely on an observer watching the speedometer. Cornering tests are even more subject to error. How can you really know whether your car or truck can pull more "g"s around a curve or can accelerate faster?

The answer to those questions is an accelerometer. With an accelerometer, you can measure cornering forces directly, and tire and brake performance by noting the maximum g force exerted during braking so you can find out at what point the tires start to lock-up. You can measure straight-line acceleration, which is a good indication of performance, but, by applying some simple physics, you also can have velocity measurements and distance-traveled measurements as well.

Measuring Zero to 60. In order to measure the time it takes to accelerate from zero to 60 mph, we need a couple of basic formulas. Measuring speed (distance \times time) is simple at a constant velocity. It's when you throw acceleration in (change in speed over time) that things begin to get complicated. A typical acceleration curve for a manual-transmission automobile is shown in Fig. 1. Obviously, as the car accelerates in each gear, there is a rapid increase in the acceleration. Just before each gear shift, the amount of acceleration drops off as the accelerator pedal is released. While the clutch pedal is depressed and the transmission gear is being

changed, there is a negative acceleration (slowing down) until the clutch is released and the engine can once again drive the car forward.

During a positive acceleration in a straight line, you go faster and move farther from your starting position. You can calculate both velocity and distance traveled once you know the acceleration that the vehicle is experiencing. Velocity (or speed) is found with the equation

$$\text{Velocity} = \text{Acceleration} \times \text{Time}$$

Once we know the velocity, we can find out how far we've traveled with the equation

$$\text{Distance} = \text{Velocity} \times \text{Time}$$

With those two formulas, it

becomes much easier to calculate the classic performance standards. For the most famous one, zero-to-60-mph time, you just need to measure the vehicle's acceleration over time and calculate the velocity. When the acceleration-derived velocity equals 60 mph, count the time you've spent accelerating since you started moving, and you have your zero-to-60 mph performance measurement.

The other classic performance standard is the quarter-mile time and speed. Using the same formulas, we can both measure the quarter-mile distance and the final speed at the precise time that the quarter-mile mark has been reached.

How It Works. The Auto Performance Tester (APT) is designed around two essential components. A Motorola MC68HC705P9 microcontroller is programmed to calculate the zero-to-60 mph performance and display the results on a liquid-crystal display. An Analog Devices' ADXL05 accelerometer measures the actual acceleration forces and changes them to a variable voltage that

the microcontroller can convert into a binary number using a built-in analog/digital converter circuit. The A/D converter is the main reason for choosing the P9 version of the MC68HC705. In addition, the microcontroller has a 16-bit timer that will be used as a real-time clock and sufficient digital input/output pins to control the LCD and switch inputs.

The Analog Devices' ADXL05 is a relatively new component designed primarily for automotive use. The auto industry tends to require low-cost products with a high reliability. That is the reason for choosing this particular device.

The Accelerometer. The ADXL05 is a solid-state ± 5 -g accelerometer that runs on a standard 5-volt supply. It has a built-in preamplifier and buffer amplifier, making the ADXL05 a complete acceleration-measure-



BY DAN HARRISON

*Measure zero-60-mph
acceleration time,
'g' force, and more.*

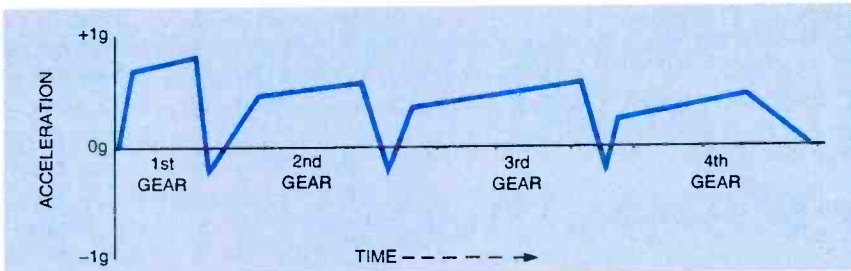


Fig. 1. When a vehicle is accelerating, there is a pattern to the amount of acceleration the vehicle experiences. As you take your foot off the gas while preparing to shift gears, the amount of acceleration drops off. While you are actually shifting gears, the vehicle starts slowing down. That causes the "negative" spikes shown here.

ment system on a chip.

When held in place in the direction of the earth's gravity, the ADXL05 will sense an acceleration of one g. That force will put 625 millivolts at the ADXL05's output pin when the circuit is properly calibrated. Because the buffer amplifier in the ADXL05 is an inverting stage, the actual voltage will be negative for a positive acceleration.

The ADXL05 is designed to be sensitive to acceleration in one axis. An ideal sensor will react to forces along or at angles to its sensitive axis but will reject signals from any force

that is exactly 90° from the axis that is being measured. However, even an ideal sensor will produce an output signal if the unneeded signals are not exactly 90° to the sensitive axis. Any acceleration from a direction different from the sensitive axis will show up on the ADXL05's output as acceleration at a lower value. For that reason, it is important that the ADXL05 be mounted and aligned so that its axis of sensitivity is the same as the vehicle in which it is mounted.

Another common source of error in acceleration sensing is resonance of the mounting fixture. For

example, the circuit board that the ADXL05 mounts to might have resonant frequencies in the same range as the signals of interest. That could cause the signals that are being measured to be larger than they really are. A common solution to that problem is to dampen the resonance by mounting the board that the ADXL05 is attached to with additional screws.

The ADXL05 is available as an evaluation-board kit. It comes complete with all parts necessary for configuring the ADXL05 accelerometer. Those parts include non-resonant surface-mount resistors and capacitors so that the circuit can be configured and customized in terms of the accelerometer's scale factor, zero-g bias level, and bandwidth with either AC or DC coupling. For those reasons, the evaluation board is an excellent choice for the APT's accelerometer sensor. The evaluation board is available through several sources including Allied Electronics; ordering information for that company is included in the Parts List.

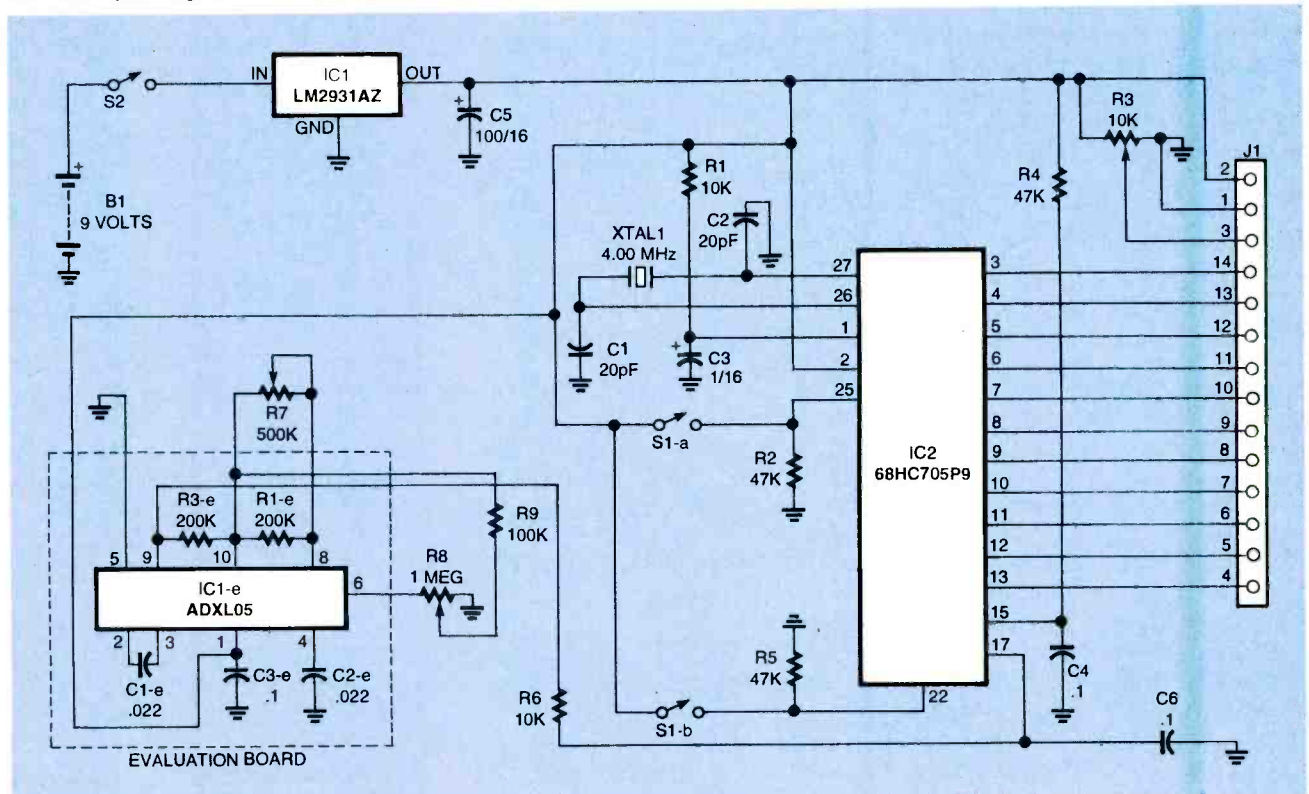


Fig. 2. The Automotive Performance Tester is built around two components—a Motorola 68HC705P9 microcontroller and an Analog Devices ADXL05 accelerometer. The ADXL05 evaluation board is used with this project. That board is sold as a kit that comes with all of the parts that are labeled "e" within the dashed outline. Don't confuse those part designations with the part designations of the main circuit.

Circuit Description. The schematic diagram in Fig. 2 shows how simple the APT actually is. The MC68HC705 microcontroller, IC2, is the main semiconductor in the circuit. A 16-character, one-row LCD, DISP1, is connected to IC1 through J1, a 14-pin header. The LCD being used in the APT has enough on-board intelligence to accept simple commands from the microcontroller such as where to place the display cursor and what character to display at which location.

The APT is powered by B1, a 9-volt battery. The total current drain on the battery is less than 20 mA. To help keep the current consumption down, an LM2931-AZ5 voltage regulator is used for IC1. That regulator uses very little power for itself and has a very low dropout voltage. However, a standard 78L05 could be used if the LM2931 is not available. Switch S1 is a single-pole, double-throw, momentary-contact switch. That switch is a center-off type. It is used to select whether the APT will be displaying zero-to-60 time or current "g" force.

The ADXL05 evaluation board is connected to the internal A/D converter of IC2 through a simple low-pass filter made up of R6 and C6. That filter helps remove some of the random vibration noise that is present in all cars. Two panel-mount potentiometers (R7 and R8) adjust the ADXL05's gain and zero offset, respectively. Those adjustments are important for the APT to provide accurate measurements. The full-scale reading for the A/D converter is set by a reference voltage. The reference voltage in the APT is the 5-volt supply voltage filtered by R4 and C4

Software. All software for the APT was written in 6805 assembly language. The actual code is burned into IC2. If you wish to program your own IC, the code is available as apt.hex on the Gernsback FTP site (ftp://ftp.gernsback.com). While the actual programming code will not be discussed here, an overview of the action will help to explain how the APT works.

When power is applied to IC2, it automatically resets and begins running the initialization portion of the

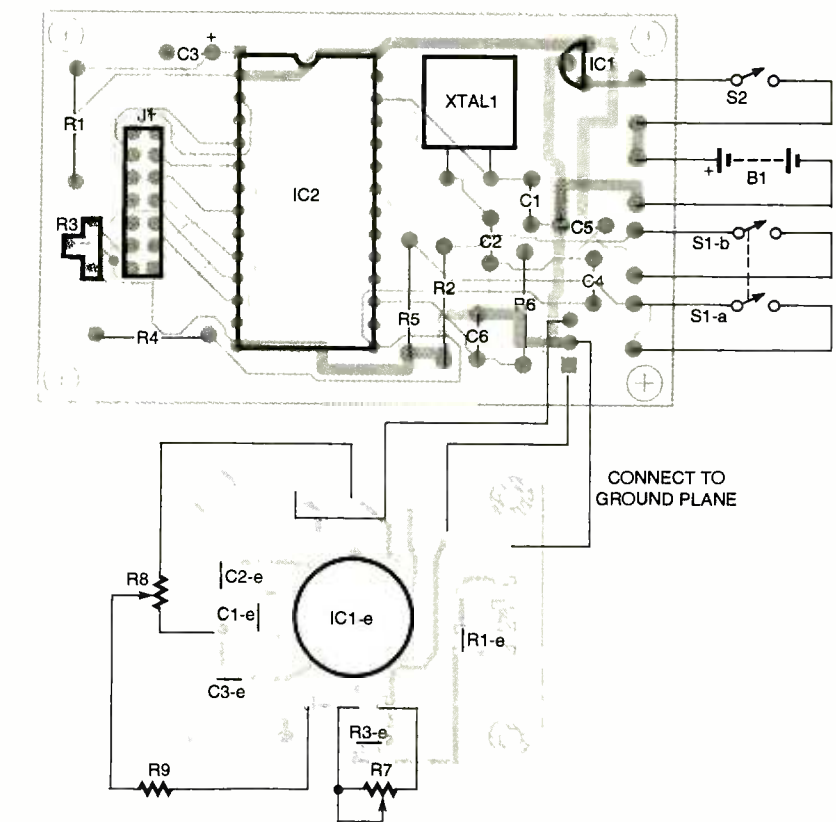


Fig. 3. If you use the foil patterns for the Automotive Performance Tester, use this parts-placement diagram when building the board. The Analog Devices ADXL05EB evaluation board is also shown. Those components that are included with the evaluation board are marked with an "-e". Not all of the parts that are included with the evaluation board will be used—only the parts shown here.

program. That includes setting the direction of the I/O pins, the internal timer, and the A/D converter.

Obviously, a zero-to-60-mph measurement cannot be accurately made without some sort of clock. The APT's clock is IC2's internal timer. During initialization, the timer is set to "tick" at 100 Hz. That rate will give a timing resolution of 0.01 second.

Once the sections of the APT are running, the main loop of the program is entered. A startup message is displayed on DISP1 and the system waits for S1 to be closed in one direction or the other. If S1-a is closed, then the g-Meter routine is run. If S1-b is closed, then the zero-to-60-mph routine is run instead.

When either routine is finished, the program loops back to the beginning of the main loop where it displays a startup message on DISP1. The system waits for S1 to be closed in one direction or the other. The entire loop runs continuously until the unit is turned off.

Construction. Building the APT is quite straightforward. The main PC board is double-sided. If you do not want to fabricate your own board, a pre-etched board is available from the source given in the Parts List. If you use a pre-etched board or make one from the foil patterns, the parts-placement diagram in Fig. 3 should be followed when building the APT.

Begin by assembling the accelerometer board first. The evaluation board parts-placement is shown in Fig. 3, but the part designations that end in "-e" are the components that come with the evaluation board. Any components that do not have an "-e" in their designation must come from other sources. The instructions that come with the evaluation kit, for example, will refer to R1-e as "R1." Do not confuse that R1 with the R1 that is mounted on the main printed-circuit board.

Several modifications must be followed for the evaluation board

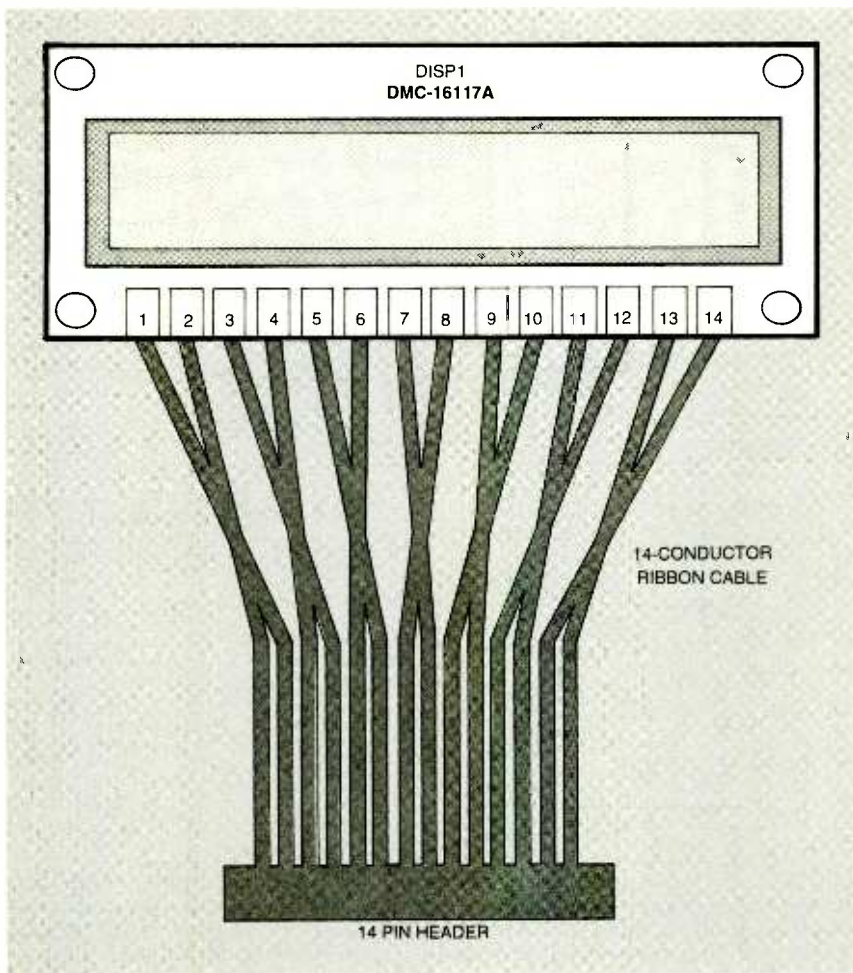


Fig. 4. The wires that connect the LCD to the 14-pin header are connected this way.

to be used in the APT. Install R1-e, R3-e, C1-e, C2-e, and C3-e only—the other surface-mount components will not be used. Calibration controls R7 and R8, along with R9, are wired to the evaluation board with suitable insulated wire, such as 30-gauge wire-wrap wire.

The ADXL05 evaluation board uses surface-mount resistors and capacitors. Those components can be difficult to install for a beginner. You should only attempt to build the evaluation board with a fine-tip 15- to 20-watt soldering iron and fine-wire solder or solder paste.

Once the evaluation board is finished, set it aside and go on to the main board itself. Assembly of that through-hole circuit will be quite easy compared to the evaluation board. If you decide to build the APT board on perfboard or some other prototyping board material, keep XTAL1 as close to IC2 as possible. Using a 28-pin socket for IC2 can be a good idea for ease of

troubleshooting in case you have a problem and think that IC2 might be damaged. It will also make upgrading the APT easier in the future if you want to use a different program.

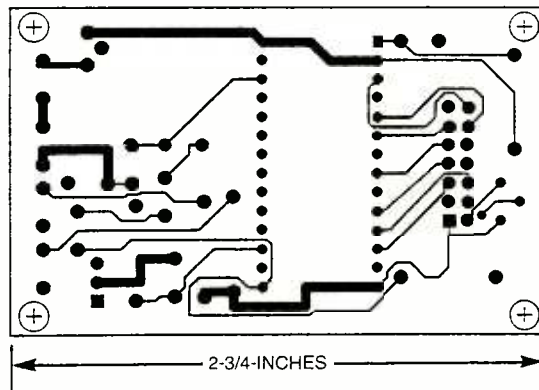
Connect two 22-gauge wires to S2 and solder it into the board as shown. When wiring S1, the “down” position should be connected as

S1-a, and the “up” position will be S1-b. Solder the battery-connector leads to the board as shown. Be sure to observe the correct polarity. If you are not sure, connect a 9-volt battery and test the polarity with a voltmeter.

The LCD assembly is shown in Fig. 4. Press a 14-pin header onto a length of 14-conductor ribbon cable. Keep the marked edge of the cable and pin 1 of the header lined up. On the unconnected end of the cable, separate out the wires about 1½-inches back from the end of the cable and strip the insulation about ¼-inch from the ends. Tin all of the wires with solder, and then solder the wires to the holes in the edge-connector pads on the LCD as shown.

Connect the header on DISP1 to J1. Double-check that pin 1 on the cable and J1 are both matched properly. Don’t connect the accelerometer board to the main board yet. Be sure that the power switch is in the off position and connect a fresh 9-volt battery to the battery connector. Switch the power on and DISP1 should display “Up - g’s Down 0-60”. If you don’t get that sign-on message, turn the power off and check all of the wires and connectors carefully. Remember that the design is very simple. Most of the time the problem is a misplaced wire, bad solder joint, or other similar human error. It is very unlikely that a component is bad if you have purchased new parts and have taken the usual and proper electrostatic discharge (ESD) precautions.

When the startup message is suc-



Here is the solder side of the Automotive Performance Tester circuit board.


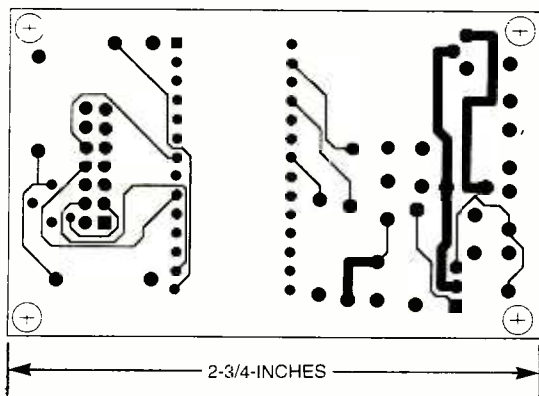


Fig. 5. Here is an inside view of the completed Automotive Performance Tester. The accelerometer board should be mounted securely so that any vibrations from the vehicle will not influence the readings taken by the APT. Mount the accelerometer so that the tab on the IC faces the front panel.

cessfully displayed, set the display contrast by turning R3. Turn off the power and disconnect the battery. The accelerometer board is then connected to the main board with three wires.

Drill and cut appropriate holes in a suitable enclosure for S1, S2, DISP1, R7, R8, and both PC boards. Mount

the boards and switches in the case. A suggested mounting arrangement is shown in Fig. 5. The accelerometer board must be mounted rigidly and square with the case. The tab on the ADXL05 must point towards the front of the case. Also be sure that the accelerometer board is parallel with the mounting



Here is the component side of the Automotive Performance Tester circuit board. Be sure to solder any components that have connections on both sides of the board if you etch your own board.

surface of the case. Any tilt of the accelerometer board will affect the accuracy of the APT.

Calibration. With a fresh battery installed, turn on the APT. Center both R7 (gain) and R8 (offset). Using a carpenter's level, set the case of the APT so that it is completely level. Select the g-meter function and adjust the offset until a 0.00 reading is seen on DISP1. Carefully tilt the unit exactly 90° so that the display is facing up. Do not disturb R7 or R8 while turning the unit. The reading on DISP1 should be a negative number. Adjust the gain control for a reading of -0.32. The zero offset might have changed, so recheck the level for 0.00. If it's not zero, then keep readjusting the offset and the gain until the readings are correct. You might have to repeat the procedure two or more times to get it perfect. The APT is now calibrated and ready to run.

Using the Automotive Performance Tester.

It is important to mount the APT solidly in the vehicle so that it does not bounce or twist during a performance test. The errors discussed earlier will come into play if the unit moves relative to the car. The mount must be secure and should prevent the APT from shaking or swaying during driving. Suction-cup mounts sold for radar detectors will work well, but they might have to be modified slightly in order to be used with any particular enclosure housing the APT.

The APT is very good at determining the zero-to-60-mph time if certain conditions are met. First the unit must be level. That is done by using the g-meter function prior to each timed zero-to-60-mph run. Level the APT so that the display reads 0.00 gs. Once again, that is important because the APT will pick up some amount of gravitational acceleration in any position other than level. The gravitational acceleration component will cause erroneous zero-to-60-mph times in either the positive or the negative direction depending on whether the unit is slanted down or up. Another important fact to keep in mind is that the road or track must also be level for the same rea-

(Continued on page 72)

What's New In SENSOR TECHNOLOGIES

*New techniques and technologies
have led to an explosion of sensors,
and even complete laboratory in-
struments on a chip. And the best
is yet to come.*

TOM PETRUZZELLIS

Most people might not have noticed, but a quiet revolution is taking place all around us. That revolution is in the area of sensor technology, and the result is a whole new brigade of advanced, highly-integrated smart sensors. And while that revolution might be "quiet," progress in this area is nothing short of astounding, with sensor technologies developing at such a rapid rate that new advances are taking place almost daily.

Sensors, Technology, and Us. The latest and most dramatic advances have been focused around the new micromachined thin-film sensors. Those include light sensors, pressure sensors, accelerometers, tilt sensors, resistance temperature detectors (RTDs), anemometers, and a host of gas and chemical sensor arrays.

Just how will these developments affect our professional and personal lives? Well, industrial process and control systems are already benefit-

ing from smart-sensor technology. Advanced micro sensors have also moved into the medical field, producing many new diagnostic sensors ranging from silicon micro-probes that can interface with a patient's nervous system to portable blood-chemistry analysis systems. The technology is making it possible to place complete systems on a single chip, and to place complete chemical laboratories in the palm of your hand.

Automobiles will also benefit from the new smart-sensor onslaught. Presently, there are about 20 sensors used in the average new car, and the number is growing. Many of the new micromachined automotive sensors will provide additional convenience and safety features based on new smart-sensor technology. Those could include failed-brake sensors, wheel-speed sensors, tire-pressure sensors, rate gyros for anti-skid braking, oil-degradation sensors, and new emission sensors.

The above just scratches the surface of what is now or soon will be possible. Let's look at some of the details.

Micromachining. Much of this new sensor revolution is based on the advantages of micromachining and thin-film-deposition techniques found in the semiconductor industry. Until recently, much of the work has centered on the bulk micromachining process. That technology involves using chemicals to machine pits or holes and structures into bulk silicon at the wafer level. Bulk micromachining has been well suited for pressure sensors and accelerometers.

However, a newer, and very promising technology used in advanced sensor manufacturing is the surface-micromachining process. Surface micromachining involves depositing layers onto a substrate of silicon and selectivity etching those deposited layers to form structures. Surface micromachining




Fig. 1. The new Burr-Brown OPT 202/211 series optical detectors incorporate a large surface photodiode, an op-amp with an internal feedback resistor, and a compensation capacitor.

as small as 1-2 micrometers.

Surface micromachining takes far less silicon real estate than the bulk micromachining process; the geometries are smaller because the etching tolerances are much tighter, and you only have etch one side of the wafer as opposed to two sides in the bulk-micromachining process. The surface-micromachining process can reduce the size on the order of $1/10$ and reduce the surface area on the order of $1/100$ as compared to bulk machining. Another great advantage to

202/211 series optical detectors incorporate a large surface photodiode, an op-amp with an internal feedback resistor, and a compensation capacitor all built into an 8-pin mini-dip package (see Fig. 1). The IC converts the photodiode's current output into a voltage while preserving a high accuracy since the detector is placed in close proximity to the op-amp electronics. Generally, the size of a photodiode and the speed of an amplifier determine the speed of an optical system. With a large photodiode and an integrated amplifier close by, good speed and accuracy are possible. Optical filters can be placed ahead of the detector to create any desired passband. Among other things, the OPT 202 can be used to create a low-cost integrated photometer that can operate from a single 9-volt battery.

A new high-accuracy, wide-dynamic-range light-to-frequency converter chip from Texas Instruments, the TSL-230, can convert light intensity to a digital-compatible pulse train, providing a simple, low-cost means of getting light-intensity information into a digital system. The highly integrated chip, a block diagram of which is shown in Fig. 2, consists of a 100-unit, multiplexed, photodiode array. The current output of the array is passed to a diode-isolation circuit that buffers the output and keeps the photodiode array's bias near zero. Next, the signal is passed to a current-to-frequency converter. The TSL-230 eliminates the need for an A/D converter, since the direct conversion to frequency is done right on the chip. The TSL-230 has two sets of digitally-programmable inputs to control sensitivity and scaling of the output. The 8-pin, 5-volt mini-dip is directly compatible with any microcontroller or computer. The applications for the light to frequency converter are enormous and include such things as water-turbulence sensing, chemical analysis, and process control. Chemical diagnostic applications range from smoke and gas detection to body-chemistry analysis. The new TSL-230 has already been put in widespread use by General Electric to measure water clarity in its new Profile series dishwashers.

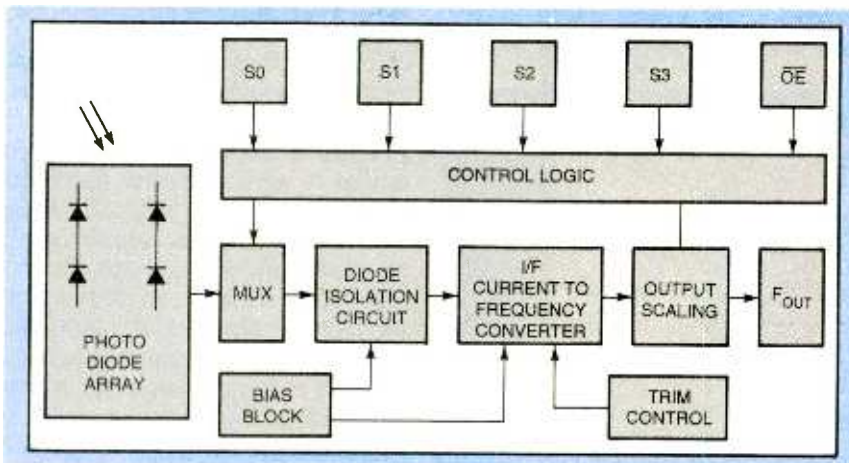


Fig. 2. The TSL-230, from Texas Instruments, can convert light intensity to a digital-compatible pulse train, providing a simple, low-cost means of getting light-intensity information into a digital system. A block diagram of that device is shown here.

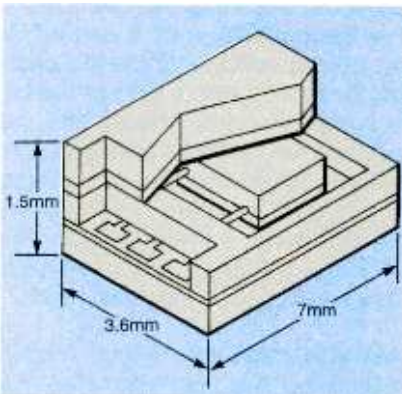


Fig. 3. In this capacitive acceleration sensor, the center layer forms a seismic mass that is suspended by two cantilever beams and located symmetrically between two plates, which act as electrodes. As the mass moves under acceleration, it changes the position between the plates and therefore causes a change in capacitance.

surface micromachining is that the electronic signal conditioning and the sensor can be combined on the same die or substrate; that is an important factor in keeping signal integrity and reducing noise. Surface micromachining promises to reduce costs, size, and heat generation and increase endurance and reliability.

Several major manufacturers, including Motorola, have been actively developing surface micro-machined sensors. One area in which they have already gained a market presence is in consumer motion detectors. With the advantages it offers, and as other high-volume applications become practical, it is likely that surface micromachining will largely replace the bulk-machining process.

creates smaller, more intricate, and more precisely patterned structures since it takes advantage of photolithography used in making small ICs. Using that technology, it is possible to form tiny beams, masses, and other small structures with features

Optical Sensors. A number of new integrated thin-film sensors and arrays have already hit the marketplace. The new Burr-Brown OPT

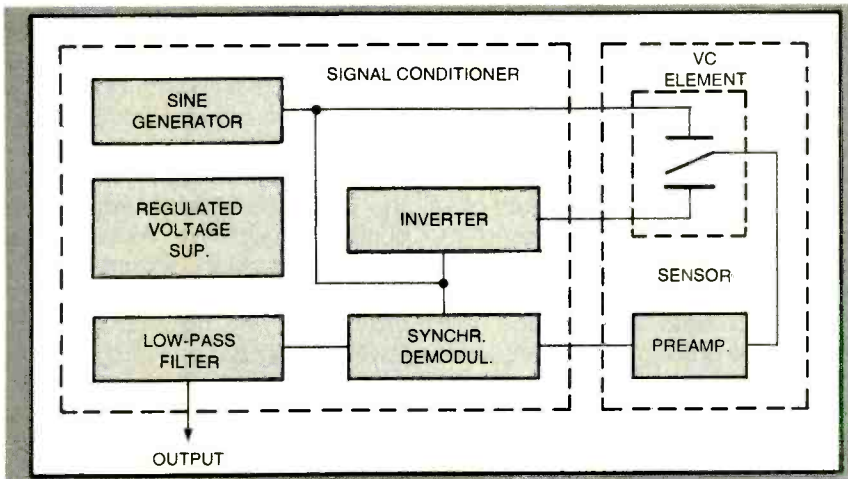


Fig. 4. The capacitive accelerometer's integrated signal-conditioning electronics output an analog signal that is proportional to the acceleration.

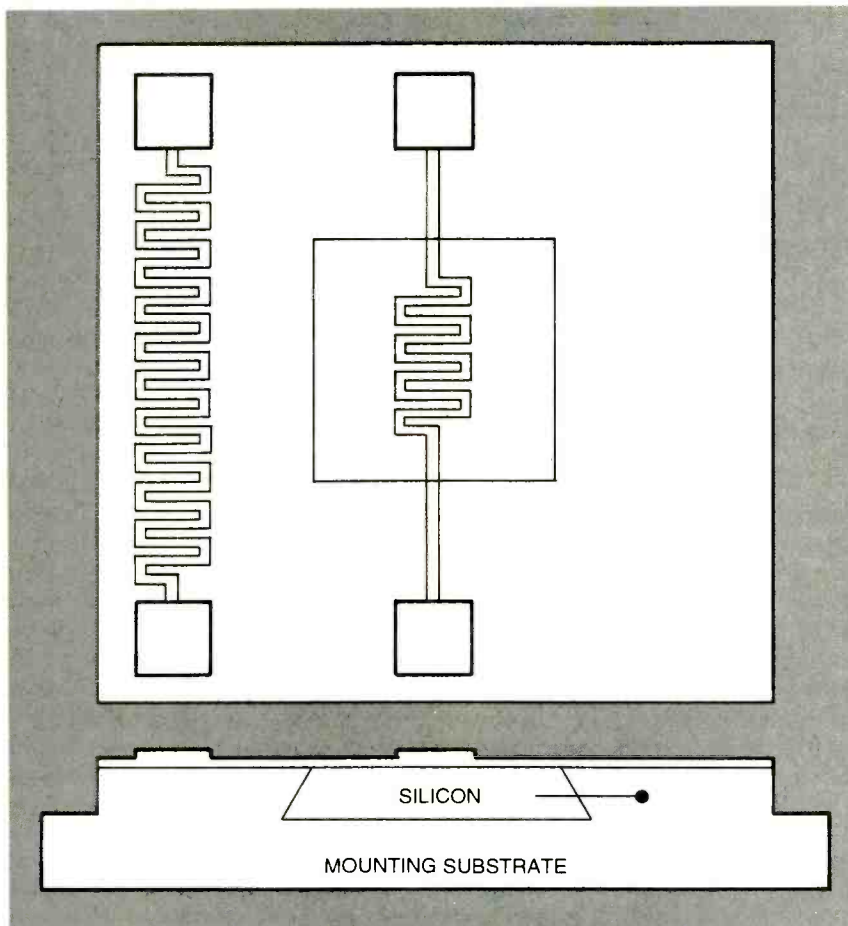


Fig. 5. In the new advanced hot-film anemometer sensor, a small platinum RTD is thermally isolated at the center of a thin membrane to keep it from affecting a larger RTD on the silicon frame.

Recent advances in chemical/optical micromachining have made it possible to fabricate optical components out of silicon to create an optical "bench" on a chip. Micro lenses, fresnel lenses, tunable filters, beam splitters, photodetectors, lasers, and LEDs can all be fabricated and combined together on a

chip as needed for a particular application. Micro lenses have been built down to one-third of a millimeter or 0.013 inches across. Applications for the micro-optical "bench" include holography and interferometry. The "micro-bench" is extremely strong and rigid for its size, and because it does not have the mass

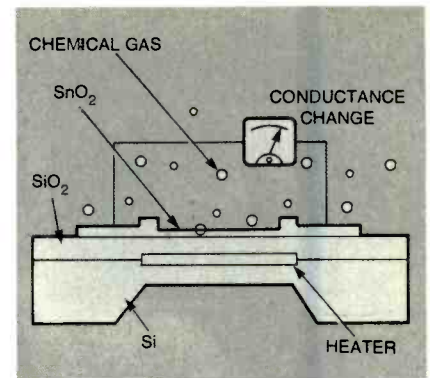


Fig. 6. Just as with its traditional counterparts, the micromachined gas sensor works by measuring changes in conductivity in a silicon-dioxide layer caused by the presence of a chemical gas.

of large optical mounts and tables, vibrations dampen out quickly.

Pressure Sensors. Motorola, a leader in semiconductor technology, has created the MPX-2000 series of pressure sensors, which use a piezo-resistive strain-gauge ion implanted on a thin silicon diaphragm. The highly integrated MPX-2000 also contains electronic signal conditioning and auto-calibration, all on the same chip. Excitation current is passed longitudinally through the piezo resistor. The pressure that stresses the diaphragm is applied at a right angle to the current flow. That stress establishes an electric field in the piezo-resistor that is sensed as an output voltage. Since the strain gauge is an internal part of the silicon diaphragm, there are no adverse temperature effects due to differences in thermal expansion, a common problem among older pressure sensors. These pressure sensors are available in three types: gauge, absolute, and differential.

Accelerometers. Silicon micromachining has also permitted the development of various types of piezoelectric and capacitive accelerometers whose performance closely matches that of more expensive servo accelerometers. Micromachined capacitive accelerometers are readily available to measure static phenomena, and are ideally suited to sensing the slow-motion movement created by building flex and bridge movements; their DC characteristic makes them highly effective inclinometers as well.

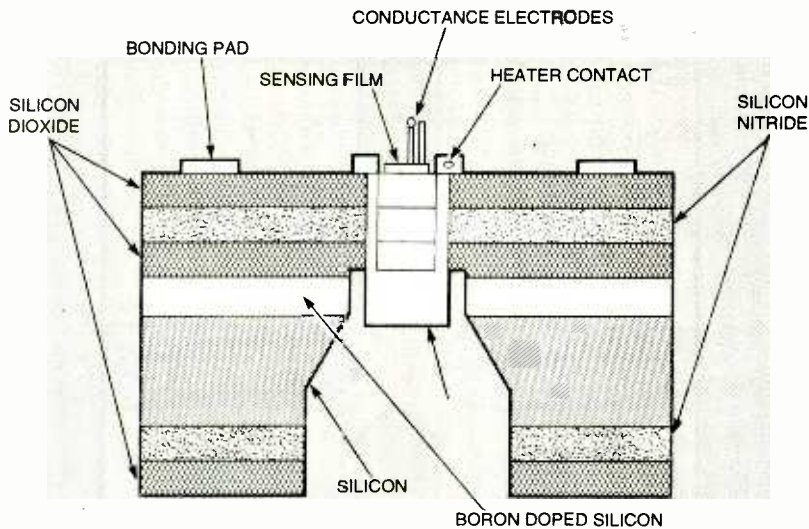


Fig. 7. A technology pioneered by University of Michigan researchers allows the creation of very thin, precise films in a small area. The highly selective deposition process allows for a wide variety of different sensitive films to be easily incorporated in a single device or in a cluster of sensors.

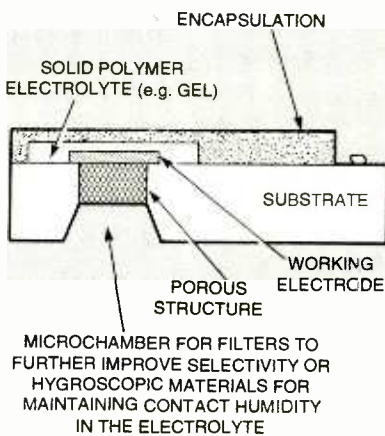


Fig. 8. This back-cell micro-electrochemical gas sensor consists of a substrate material with an opening across which a gas-permeable sensing electrode is placed. The front side of the electrode is coated with an electrolyte, and the gas diffuses from the back side.

Micromachined capacitive sensors (see Fig. 3) are built of three layers of silicon and two of glass fused together. The center layer forms the seismic mass, which is suspended by two cantilever beams. The seismic mass is located symmetrically between two plates, which act as electrodes. As the mass moves under acceleration it changes the position between the plates and therefore causes a change in capacitance. A block diagram of the integrated signal-conditioning electronics is shown in Fig. 4. The output

produced by that circuitry is an analog signal that is proportional to the acceleration. Eventually, the high integration, low weight, and low cost of such micromachined accelerometers will most likely make older, bulk-machined accelerometers obsolete.

Tilt Sensors. In the past, tilt sensors were electrolytic; as such, they were slow to respond and suffered from considerable "slosh" noise due to moving liquid. However, new, dual-axis tilt sensors from Crossbow Technologies make use of the accelerometer technology outlined in the previous section to produce a digital tilt sensor that provides excellent accuracy and frequency response, and can withstand 1000g shock forces. The new digital tilt sensor consists of two micromachined accelerometers, a temperature sensor, an A/D converter, and a microcontroller.

RTDs. Platinum thin films over micromachined silicon are now the medium of choice in the design of high-performance resistance-temperature detectors (RTDs), anemometers, and chemical gas sensors. Platinum-film micromachining has also been applied to the design of surface acoustic-wave (SAW) sensors, vibrating cantilevers, and micro actuators. Platinum wire and film

have long been recognized for their near linear resistance vs. temperature relationship and wide temperature range. The ability to accurately measure temperature by measuring resistance is at the heart of many traditional and advanced RTDs.

Heat flow occurs whenever a difference of temperature exists between two points and continues until those two points reach thermal equilibrium *i.e.* the same temperature. If the temperature difference is held constant, the thermal transport between two points is also constant. Sensor design now becomes a matter of isolating a particular heat-flow mechanism and making the associated temperature measurements sensitive enough to observe changes in the heat flow. The thermal-transport balance equation is the focal point of some new platinum-on-silicon sensor designs.

Anemometers generally incorporate two RTDs. The temperature of one RTD is raised by resistive heating while the other RTD is held at ambient room temperature. The power needed to keep the temperature difference constant is thus a measure of heat loss due to conductive flow.

To work well, the hot RTD must be thermally isolated from the ambient RTD. That requirement has posed a number of heat-flow-control and packaging problems. For example, in the new advanced hot-film anemometer sensor, a small platinum RTD is thermally isolated at the center of a thin membrane to keep it from affecting a larger RTD on the silicon frame (see Fig. 5). That provides compensation for the temperature of the flow. The small heat capacity of the heated structure allows the sensor to respond rapidly to airflow changes. Using that same basic platinum on silicon design, it is also possible to create other types of sensors.

Gas Sensors. Some of the greatest advantages in new sensor design revolve around the sensing of gas and chemical species using thin-film micromachined technology. Traditionally, gas sensors use a heating wire that is covered with an insulating layer, which in turn is cov-

ered by a thin layer of tin dioxide. When the tin-dioxide layer is heated (by the interior wire), any reducing or oxidizing gasses present react with the absorbed oxygen on its surface and produce measurable changes in conductivity in that layer. The conductivity is monitored via a set of gold-plated electrodes. That basic technique is used for sensing hydrogen, carbon dioxide, methane, propane, and organic solvent vapors.

Figure 6 illustrates a micromachined sensor based on the same principle. It uses a micromachined membrane with a thin-film suspended heater element. The gas sensor consists of a micromachined thinned section of silicon, a heating circuit, an insulating silicon-dioxide layer, and a tin-dioxide sensing layer. The gas sensor integrates separate heating and temperature sensing elements as silicon circuits in the silicon membrane. One of the chief benefits offered here by thin-film and micromachining technology is that it allows operation at lower temperatures, hence greatly reducing power requirements. Older gas-sensor technology consumed 1/2 to 1 watt of power in its heating element.

One of the most recent developments in gas sensors, pioneered by University of Michigan researchers, uses the idea of an integrated heater to perform a post process anneal on the thin film, essentially removing the film formation from the IC process itself. The integrated heater is used under the CVD-built thin film as a local heat source, which creates a small thermal mass. This process allows the creation of very thin, precise films in a small area; see Fig. 7. Heating the film to 1000°C can be accomplished in milliseconds due to the small area. The highly selective deposition process allows for a wide variety of different sensitive films to be easily incorporated in a single device or in a cluster of sensors. One of the design objectives was to create an integrated cluster of sensors that can combine temperature, gas, and humidity sensing on a credit-card-sized package that can be used by troops in the field to monitor the environment on a battlefield.

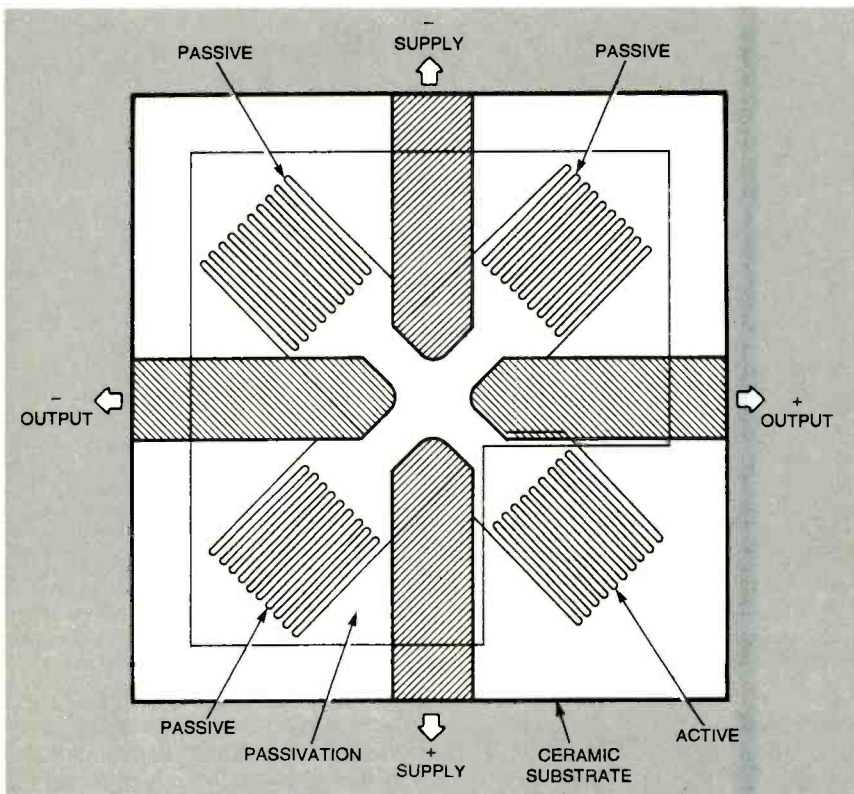


Fig. 9. In this hydrogen-palladium gas sensor, which is comprised of thick films, conductors are deposited as a serpentine pattern and connected as a Wheatstone bridge.

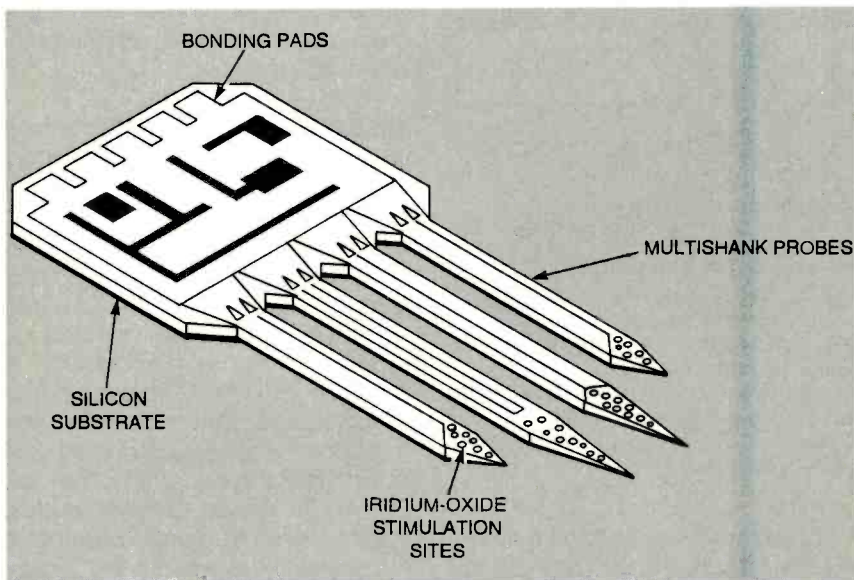


Fig. 10. This neural probe consists of bonding pads, highly integrated CMOS circuitry over a silicon substrate, and multi-shank iridium-oxide probe pins.

Teknetron has recently developed a back-cell micro-electrochemical gas sensor that consists of a substrate material with an opening across which a gas-permeable sensing electrode is placed. As shown in Fig. 8, the front side of the electrode is coated with an electrolyte, and the gas diffuses from the back side. The design is unique in

that the material to be detected can diffuse directly to the electrode without having to bridge a long liquid path. The result is a linear response-time that's an order of magnitude faster than traditional electrochemical sensors. This new micro design is vastly superior to the older electrochemical gas sensors and uses a thick electrolyte layer of




Fig. 11. A molecular-engineered, cyclodextrin-coated surface acoustic-wave micro sensor.

Nafion film, which is suitable for measuring a wide range of gasses, including oxygen, carbon dioxide, and carbon monoxide. Other new devices, which make use of calcium or yttrium-stabilized zirconium sensors, work by detecting voltage or current changes caused by gasses in contact with the solid electrolyte. Those types of sensors are used primarily in fuel-combustion control systems to determine air/fuel ratios.

A new group of low-power hydrogen sensors relies on the solubility of hydrogen palladium. Hydrogen molecules dissociate at the palladium/metal surface, and atomic hydrogen is absorbed until equilibrium is reached. That phenomena can be measured as a change in resistance in palladium. The new experimental hydrogen sensor is comprised of thick films. Conductors are deposited as a serpentine pattern and connected as a Wheatstone bridge. The thick film sensor is printed with a palladium paste on the first of four layers. The second layer is a gas-sensitive layer deposited as four identical serpentine patterns; see Fig. 9. The third layer is four individual segments that link the four sensor legs. The fourth layer consists of a twice printed passivation coating. Key features of the new hydrogen sensor are low cost, small size, and reduced power consumption. The target is to reduce power further and incorporate signal conditioning in the same package.

ChemFETs, or chemical field-effect transistors, are another new type of gas sensor. A chemically sensitive layer is placed onto the gate of an FET. Palladium, which is sensitive to hydrogen and hydrocarbons, is typically used as gate material. Thus the gates can be altered to target different gasses such as carbon monoxide and methane. ChemFETs can sense multiple species and could ultimately be produced cheaply. The limitations at present include poor selectivity and membrane adhesion. New research is also being done on ISFETs, or ion-sensitive field effect transistors. Lanmuir-Blodgett (LB) films or fatty acids that form a monolayer when spread on water are possible choices for use as ion-sensitive gate layers for these new FET gas sensors.

A research team in England has recently developed an array of 12 tin dioxide gas sensors with remarkable sensitivity. Each sensor in the array is slightly different from the other, and, using combinations of the 12, researchers have been able to train the array to distinguish between several varieties of tobacco smoke, the aromas of five types of alcohol, and a number of different blends and roasts of coffee. Classical pattern recognition, algorithms, or neural-network techniques interpret the pattern of the sensors' electrical resistance changes. This surrogate "nose" must first be trained

by exposing it to specific concentration of known chemicals. The sensor responses are then stored and later compared with signals derived from sniffs or samples of unknown but related gasses.

Smart Sensors. Highly-integrated and advanced smart sensors are a hot topic in the control and process-technology arena. That interest is driven by the need to communicate information about processes or environments within a distributed control system. Integration technologies have allowed these new sensors to become microsystems in themselves, often incorporating sensor, signal-conversion microprocessor, memory, calibration, digital protocol, and communication features. The result is an advanced smart sensor with appropriate decision-making capability that can act as a stand alone sensor and communicate in a peer-to-peer relationship with other sensors in a large process or control subsystem. Smart sensors generally incorporate a ROM that stores the necessary information to allow the sensor to act as an intelligent node in the system and to identify and characterize itself over a two or three wire system.

Already there are a number of competing network protocols for smart sensors. The Lontalk system has been used in building automation systems as well as in automated toll booths. The CAN protocol developed by Bosch automotive is currently used in vehicle and industrial control applications. Honeywell is offering its SDS system. Control giant Allen-Bradley is marketing its Device Net protocol sensor technology. Dallas Semiconductor has introduced its low-cost, tiny, three-lead DS2407P two-channel addressable switch, which can be used to report temperature, vibration, and alarm activity in their MicroLan distributed network.

Medical Sensors. The medical industry has embraced advanced sensor technology and many applications are emerging. To date, the most widely used medical micro sensor has been the disposable pressure sensor. Micro pressure sensors have been used in a number

of devices ranging from blood-pressure monitors, inter-uterine pressure transducers, infusion pump monitors, as well as kidney-dialysis machines.

The micro-miniaturization of chemical sensors and instruments is bringing about a revolution in instrumentation. Thin-film and micromachining technologies, along with advances in silicon semiconductor circuitry, have resulted in miniature sensing devices whose performance is equal to and in many cases better than their full size counterparts. Miniature massively-parallel sensing arrays with highly integrated electronics may eventually replace full-sized laboratory instruments.

By creating a "chemistry lab on a chip," researchers will be able to truly create hand-held devices to diagnose patients' diseases in the doctor's office. To accomplish such Herculean tasks, researchers are using every trick in the thin film and micromachining book.

I-Stat Corporation of Princeton, NJ has developed a hand-held blood-chemistry-analysis system. Conventional blood-chemistry analysis involves drawing blood, sending the samples to a lab, and waiting hours or days to get the results. The new hand-held blood-analysis instrument contains a series of cartridges. The instrument itself contains all the cartridge-interface sensing electronics, display, keyboard, and actuators necessary to operate the fluidic components. Each cartridge contains a silicon-based chemical-sensor chip, a sealed packet of calibration solution, and various fluid channels and chambers molded into the plastic cartridge. In operation, a sample of blood is introduced into a port in the cartridge and inserted into the instrument. The instrument punctures the seal of the calibration packet, causing the solution to flow over the sensor chip. Once calibration measurements are made, the blood sample flows over the chip in place of the calibration solution. The instrument then records and displays the measurements. Measurements are made in just a few minutes, making this instrument well suited for emergency situations.

The University of Michigan at

Ann Arbor is focusing its efforts on the development of an implanted biomedical microprobe. The silicon microprobe is designed to interface with the body's central nervous system at a cellular level. If inserted in the brain, electrodes within the device can record electrical firing patterns of the neurons. Effectively that would allow for compensation of neural deficits and could be used to help provide control of natural or prosthetic limbs in paralyzed patients. The neural probe, shown in Fig. 10, consists of bonding pads, highly integrated CMOS circuitry over a silicon substrate, and multi-shank iridium-oxide probe pins. The microprobe device is fabricated using deep boron diffusion techniques, and is typically 15- μm thick. The active microprobe can be used for recording activity at, and stimulation of, a tissue site.

SAW Sensors. One of the most popular chemical sensing devices is the SAW, or surface acoustic-wave sensor. A SAW sensor consists of a piezoelectric film coated with a thin film that allows selective rejection or retention of a specific species for a variety of mixtures. After the thin-film material has been applied to the piezo surface, a transducer delivers a surface acoustic wave of a known frequency. The thin-film coating acts as molecular "flypaper" that increases the mass of the device if certain gasses are present. That causes the baseline frequency of the surface acoustic wave to shift to a new, lower constant level that is correlated to the presence of a selected sample.

For example, a modified SAW sensor labeled the Enviro-SAW uses a thin organic membrane for selective retention of PCBs. The front end of that system consists of a sampling device and a catalytic filter to reduce the amount of noise introduced by heavy organic compounds, such as sludges and oils. Integrated electronics for the SAW sensor and data collection are controlled by a laptop or desktop personnel computer.

The new SAW sensing devices need only $1/10$ the sample volume of a laboratory GAS chromato-

graph and only $1/1000$ of the amount needed for immunoassay systems. Surface acoustic wave sensors can be used for other types of applications, such as monitoring hydrogen gas levels.

Another recently created SAW device is capable of conducting remote real-time sensing of volatile organic compounds in air, water, and possibly soils. That SAW device relies on molecular self-assembly technology, which allows toxin sensing molecules to self-assemble so that one end of the molecule covalently bonds directly to a sensing detector while the other end extends as a bucket tailored to temporarily trap specific chemicals. Changing the size and polarity of the bucket allows the micro sensors to be chemically and structurally tuned to optimize their sensitivity and selectivity to specific toxins. The buckets are constructed using molecular-engineered cyclodextrin, a component of starch that traps organic toxins but doesn't bind them. A molecular-engineered, cyclodextrin-coated surface acoustic-wave micro sensor is shown in Fig. 11.

Other Developments. A recently developed glass microchip sequentially performs chemical reactions and capillary electrophoresis. That device, shown in the photo at the beginning of this article, could provide faster, less-expensive, and more-reliable chemical analysis for environmental monitoring, medical diagnosis, and process control. That postage-stamp sized sensor uses a hair-like capillary channel etched into the glass using standard micromachining techniques. The channels are closed and formed into capillary tubes by bonding a thin plate of glass over the etched tubes. Reservoirs for buffers, reagents and waste are also bonded into the chip. That type of sensor promises to reduce the amounts of samples and reagents consumed, use less power, and perform faster—chemical separations in the sensor can be carried out in 150 ms—than before possible using standard laboratory analysis. It is also inexpensive to produce.

At Lawrence Livermore Lab, a

(Continued on page 50)

The quality of the air we breathe has long been a topic of concern and debate. And while there are many sources of air pollution, one of the largest and most noticeable is the automobile. To help combat that problem, California, which has some of the most severe air-quality problems in the country, issued a mandate that required 2% of total vehicle sales by the major carmakers in 1998 to be zero-emission vehicles (ZEVs), increasing to 10% in the years following 2002. Of course, the only zero-emission vehicle currently practical is the electric vehicle, or EV.

That mandate meant that the major automakers had to produce and sell around 22,000 EVs annually. The first part was no problem. However, the second part turned out to be a very tall order. The primary drawbacks included the EV's still limited range, its ability to operate only in warm climates because of severe battery capacity degradation in cold weather, and, foremost, its very high cost.

General Motors' experience with its sleek looking, two-seat Saturn EV1 illustrates the problem of selling EVs today. GM leases rather than sells EV1s through selected Saturn dealers in Los Angeles, San Diego, Phoenix, and Tucson. From their introduction in December 1996 to mid-1997, only about 200 EV1s have been sold. Because of that, and the experience of other manufacturers, the mandate has been dropped. Reportedly, GM is now building EV1s only "to order" and is subsidizing leases to make them a bit more affordable. While other automakers are still working on EVs, these are now pretty much backburner projects. Besides improving performance, primarily range, they are also looking for ways to decrease costs and increase value

Neighborhood Electric Vehicles. Does that mean that the concept of the EV is dead? Absolutely not. New

NEIGHBORHOOD ELECTRIC VEHICLES



Has Electric-Powered Transportation Finally Found a Niche?

BY BILL SIURU

products succeed not because of government mandates or subsidies, but because someone finds a need in the marketplace and fills the need at an attractive price. For EVs, that market could be the rapidly growing population of people living in retirement and gated communities. The growth of sheltered communities ranges from 10 to 40% annually, depending on the locale, with the greatest growth of retirement communities in Arizona, California, and Florida—locations that are perfect for electric power.

Electric golf carts are already popular for transporting seniors around retirement communities. In the sunbelt, open, electric-powered vehicles are perfect as "second" cars. They could even be "only" cars for those that do not travel long distances or may no longer feel confident venturing out on the open road. Small EVs are perfect for run-

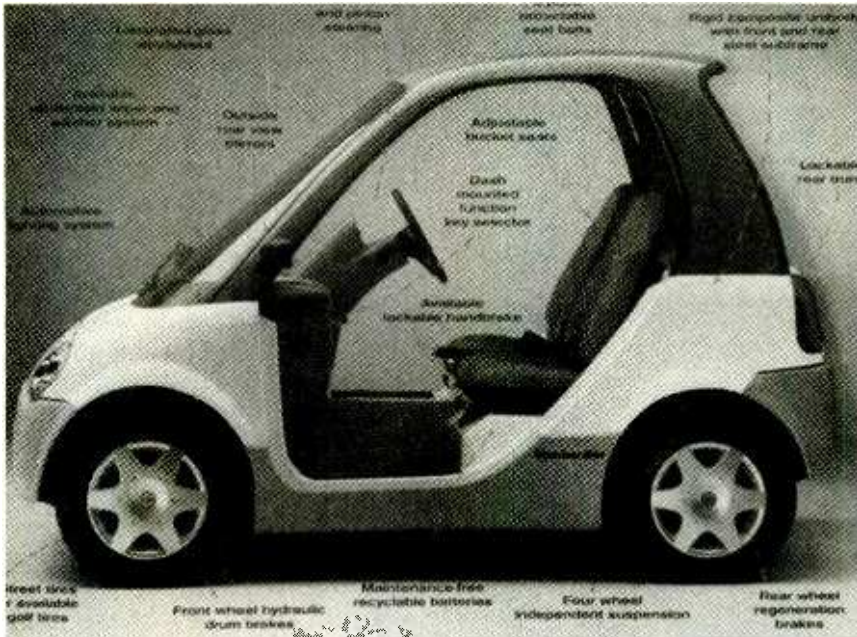
ning errands, shopping, visiting friends, etc. While many complain about the golf cart-like performance of many EVs, this performance means independence for older folks who no longer need or want a regular car.

Several manufacturers already offer electric vehicles that can also be used on the golf courses, a feature found in many of these communities. One interesting EV comes from Bombardier, known for its Ski-Doo Snowmobiles and Sea-Doo jet boats. Its Neighborhood Electric Vehicle (NEV) will carry two people at speeds of up to 25 mph. The Bombardier NEV has a composite unibody with a front and rear steel subframe. The top provides protection from sun and rain. The laminated glass windshield can be fitted with an optional windshield wiper/washer. Optional doors plus rear and side curtains provide comfort in inclement weather. Other carlike features include twin automotive headlights, adjustable bucket seats with seat belts, regenerative drum brakes, lockable trunk,

rack-and-pinion steering, and radial tires. An AM/FM stereo radio is optional.

Equipped with a 4 kW (5.4 horsepower) motor, the NEV has a range of up to 30 miles between charges of its six 12-volt lead-acid batteries. It takes about 8 hours to fully charge the batteries using household current and the on-board charger. Prices start at \$6,699; a version that can be used on the golf course costs \$300 more. Initial sales will be in Arizona, California, and Florida.

Other neighborhood-type EVs already on the market range from single-person electric carts from EMV Carts to "ultimate" golf carts from Elmco, Inc. Costing about \$3000, the plastic-bodied EMV Cart uses twin 400-watt motors driving each of the rear wheels. Car-like features include a headlight, turn signal, horn, integrated canopy, all-purpose carrying basket, pull-



The Bombardier neighborhood electric vehicle has a car-like appearance and features.



For the ultimate in luxury on the links or on the road, here's the Rolls-Royce version of Elmco's golf cart.

down windscreen, and waterproof front trunk.

While targeted at the golfer who wants a golf cart with car-like style and prestige, the Elmco EVs satisfies those with "Cadillac tastes" even when it comes to their EVs. Elmco's Cadillac Golf Cart was styled with the help of the General Motor's design staff and has a definite Cadillac look. Available in two- or four-passenger versions, this ultimate golf cart has a front trunk, wind-shield, wire wheels and white side-wall tires—just like full-sized Cadillacs. Elmco also offers a Rolls-Royce version. The Elmcos are priced at about \$10,000, considerably less than the EV1, but then again, the Elmcos only have a top speed of about 15 mph on or off the golf course.

Letting NEVs operate on public roads does require some changes in

the laws. Some states have already made the changes. Arizona has created a separate category for vehicles that operate at speeds of 35 mph or less. California and Florida allow slow-moving vehicles in specially-designated lanes on public roads. NEVs do require a driver's license and insurance.

The Sparrow and the Gizmo.

Statistics show that 87% of Americans commute less than 18 miles back and forth to work daily, and usually alone. Two new EVs could find a role servicing that commuter market.

The Sparrow is a "personal transportation module" for commuters. That three-wheel, electric-powered, single-seat vehicle takes up no more space on the road or in a parking lot than a motorcycle. Because of its lightweight, extremely-strong, composite body, over half of the Sparrow's 900-pound weight comes from its eight batteries. That provides for a high power-to-weight ratio, which translates to good performance: The Sparrow can travel at 60 mph for a distance of 60 miles between battery charges. With its own 110-volt charger, it can be recharged virtually anywhere—overnight at home or during the day at work.

The Sparrow's single rear wheel is driven by the motor while the front

wheels do the steering. Since the batteries' location give the vehicle a low center of gravity, the Sparrow handles almost like a slot car. Since the Sparrow can be licensed as a motorcycle in most states, it qualifies to use "carpool lanes" for a speedier commute in heavy traffic. Due to its small size, the Sparrow could quadruple the parking capacity of most parking lots. The estimated price of the Sparrow is about \$12,500.

Another alternative comes from the Neighborhood Electric Vehicle Corporation in Eugene, Oregon (NEVCO). Their Gizmo NEV is a single-passenger, electric-powered vehicle designed specifically for local city and neighborhood travel, and for commuting to and from work. It is designed for a top speed of 35 mph, but, according to NEVCO, that speed is practical for travel virtually anywhere within most cities and towns.

The three-wheel, single-seat Gizmo weighs 500 pounds. Its four 12-volt lead-acid, deep-cycle batteries weigh 240 pounds. Power comes from a 3.5-horsepower DC motor. Top speed is around 30 mph, with a range between recharging of about 25 miles. A full recharge takes only 3.5 hours from a standard 110-volt AC source. Rapid recharging is accomplished by using a separate charger for each battery. The batteries are good for 300 or more full recharges. A completely new set of replacement batteries cost less than \$250.

Only eight-feet long and four-foot wide, the Gizmo is easy to park and maneuver in congested traffic. Simple hand controls allow use by almost anyone.

To keep the Gizmo's light weight, the body is again made of composite materials. The body tilts forward for entry. With its side and rear curtains installed, it can provide comfortable trips in inclement weather. Battery heaters can be used while the Gizmo is parked. That prevents significant loss of charge in very cold weather. Lead acid batteries typically lose 30-40% of their charge in sub-freezing temperatures. To keep the Gizmo simple and allow coasting, regenerative braking is not used.

The Gizmo lists for under \$7000. It meets existing transportation laws in most locales and can be licensed as a moped or a motorcycle with similar insurance coverage. It meets DOT safety guidelines for components and design.


Electrically-Assisted Bikes and Scooters. Bicycles are the ultimate environmentally-friendly transportation modules. Five hundred miles of bike commuting equates to keeping over three pounds of hydrocarbons, 25 pounds of carbon monoxide, and almost two pounds of nitrogen oxide out of the atmosphere, and saves around 25 gallons of gasoline as well.

However, for many people and many situations, bicycles are not appropriate. For one thing, there is the fatigue factor. The answer for that could be the electrically-assisted bicycle. Such units are now being marketed by AeroEnvironment, APS, ZAP Power Systems, BAT International, and the Electric Bicycle Company.


They are called "electrically-assisted" because their electric motors operate for limited periods, such as during hill climbing, for an extra burst of speed, or while resting. Typical designs use a couple of small electric motors that directly drive the rear wheel or have a small motor mounted in the rear wheel hub.

For example, ZAP Power Systems offers several Electricycles that use twin 600 watt electric motors driving the rear wheels of ordinary bicycles via friction. The installation is like the tiny gasoline engines that were attached to bicycles years ago. The ZAP system includes a 12-volt battery pack mounted under the crossbar, a controller on the handlebars, and a quick charger.

For about \$500, you can order the components to convert just about any existing bicycle to electric-assist. There are also several ready-to-roll bicycles for about \$1000 each. The ZAP PowerBike is an electrically-assisted mountain bike, and the ZAP Electricruizer is patterned after bicycles of the 1950s, including whitewall tires. The ZAP PowerTrike, an electrically-assisted three-wheeler, could be just the tick-



The Sparrow "personal transportation module" can use car-pool lanes in most locales.



The Gizmo EV can be recharged in 3.5 hours and can attain speeds of 30 mph.

et for seniors or the disabled.

Depending on the terrain and speed, ZAP electrically-assisted bikes can travel from 8 to 20 miles without pedaling. Top speed on electric power is about 15 mph. Speeds increase to 18-20 mph if you also pedal. The bikes feature regenerative braking where energy is recouped to help recharge the battery while coasting or traveling downhill. You could also mount the bike on a stationary stand and get some exercise while charging the battery. A full charge via the quick charge takes under three hours using 110-volt household current. The other competitive electrically-assisted bikes have similar performance.


Another solution is a scooter, like

the one you might have used as a kid. However, the Zapino from Zap Power Systems adds the "kick" of an electric motor for significantly greater speed and range. The Zapino is only three feet in length and weighs about 73 pounds. When the handlebar and seat are folded down, it easily fits into the trunk of a car. It even has its own easy-carrying tote bag as an option. A speedometer is also optional.

You can stand up and push yourself along, or you can give your legs a rest and sit on the folding seat as the electric motor moves you along at 14 mph. When operating on electric power, the Zapino has a range of up to 18 miles. Charging an ordinary 110/220-volt household current



The ZAP PowerBike batteries are installed under the crossbar, and twin electric motors drive the rear wheels via friction.



The Zapino powered scooter folds for easy storage and weighs under 75 pounds.



The Zap PowerBike shown here is fitted with a "police package."

with the built-in charger takes from 2 to 6 hours. The price is \$1,495 and includes an electronic horn as well as front and rear lights.

Electric Bikes for the Police. Electrically-assisted bikes are not only popular with pleasure riders and commuters, but are also used by police in several communities. Bicycles are great for community policing, working with juveniles, and patrolling parks; and they are often the fastest way to travel through city traffic. When stopped in congested areas, they do not block traffic. Virtually silent, they allow the officer to retain the element of surprise.

Both ZAP Power Systems and AeroEnvironment are marketing electric-powered "police packages" for bicycles. An officer of the law can use both the electric motor and pedal power when in a

SOURCES

AeroEnvironment, Inc.
222 East Huntington Drive
Monrovia, CA 91016
Tel: 818-357-9983

APS
9722 Sixth Street
Rancho Cucamonga, CA 91730

B.A.T. Int'l & Electric Bike Co.
3601 Empire Blvd.
Burbank, CA 91505

Bombardier Motor Corp. of America
2202 West Lone Cactus Drive, Suite 4
Phoenix, AZ 85027
Tel: 602-581-1515

Elmco, Inc.
P.O. Box 176
Cooksville, IL 61730
Tel: 309-725-3533

EMV Carts (Canada) Ltd.
64 Front St., North
Campbellford, ON
K0L 1L0 Canada


Neighborhood Electric Vehicle Co.
PO Box 11319
Eugene, OR 97402
Tel: 541-687-5939
Web: www.nevco.com

Sparrow
11445 Commercial Parkway
Castroville, CA 95012
Tel: 408-633-2500

Zap Power Systems, Inc.
117 Morris Street
Sebastopol, CA 95472
Tel: 707-824-4150

hot pursuit or climbing a steep hill. Just before arriving at the crime scene, the officer could rest a few minutes—letting the motor do the work—and get ready to handle a tense situation. Police packages include flashing lights, sirens and police markings. Ω

**Get your copy of the
CRYSTAL SET HANDBOOK**



Go back to antiquity and build the radios that your grandfather built. Build the "Quaker Oats" type rig, wind coils that work and make it look like the 1920's! Only **\$10.95** plus **\$4.00** for shipping and handling. **Clagck Inc., P.O. Box 4099, Farmingdale, NY 11735.** USA Funds ONLY! USA and Canada—no foreign orders. Allow 6-8 weeks for delivery. **MA01**

SENSORS

(continued from page 46)

miniaturized polymerase chain-reaction instrument, or PCR, has been created. The miniature PCR, which is actually a miniature chemical reactor, is machined from three components: a single silicon crystal, which acts as an efficient heat sink; a low-stress silicon nitride, which acts as a chemical passivation layer and a window for viewing the reaction with fluorescence detection; and doped polysilicon, which acts as a miniature heater. Among other things, that new device could be use for forensic analysis, genetic engineering, clinical diagnostics, and environmental contaminant/pathogen detection.

Advances in micromachining have created miniature gas chromatographs or GC sensors, which create the basis for an amazingly powerful handheld instrument capable of operating up to 20 times faster than its larger laboratory counterparts. In the past an immunoassay could take up to 30 minutes to perform, while the miniature micro GC can complete the exact same measurement in less than 10 minutes.

A chemist at the University of California at Berkeley has constructed a miniaturized electrophoresis gel instrument, which at 25mm by 50 μ m, is fifty times smaller than slab gels used in conventional instruments. This "gel on a chip," which is shown in the photograph at the beginning of this article, is the first step in building a micro chemical-analysis system where DNA could be put on a chip, amplified, loaded into a capillary array, detected, and analyzed all in one step. This is truly chemistry on a chip at the micron level.

As impressive as the advances outlined here are, smart-sensor technology is still in the embryonic stages of its development. The future for this exciting field is virtually unlimited, and could well make possible technologies and devices that heretofore have belonged only in the realm of fantasy and science fiction. Ω

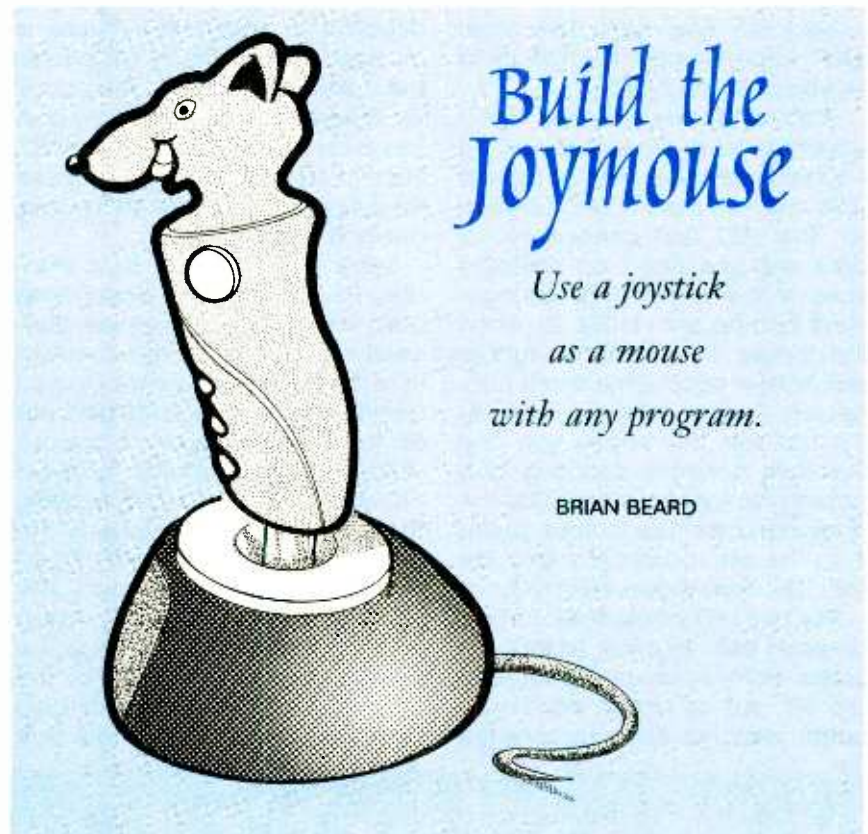
A computer mouse and a joystick are both pointing devices. They both have button inputs. However, a joystick is an "absolute" position device. Its control stick can deflect only so far from the center position. A mouse, on the other hand, is a "relative" device—it can be lifted off the table and moved while the cursor on the computer screen stays where it is. Unless you have an Apple Macintosh, you can't use one in place of the other. Wouldn't it be nice if you could use a joystick as a mouse on an IBM or IBM-compatible computer?

The Joymouse described here is just the device to fill that need. The circuit board is small enough to be mounted inside a joystick. With the flick of a switch, the Joymouse can change from joystick to mouse and back.

What's in a Joystick? An analog joystick is a very simple device. The mechanical arrangement of a typical joystick is shown in Fig. 1A. Electrically, it has two 100,000-ohm potentiometers and two normally-open pushbuttons. The shafts of the potentiometers are mechanically connected to the stick by gimbals that isolate the left-to-right (X-axis) movement from the forward-to-backward (Y-axis) movement. The stick is usually spring loaded so that it returns to the center position whenever it is released.

Joysticks for IBM and IBM-compatible computers are designed to work with the specification for the original IBM Game-Control Adapter. That adapter has eight inputs—four digital inputs and four resistive inputs. Two inputs of each type are grouped as a pair of joysticks, called Joystick A and Joystick B. The wiring diagram and connector-pinout description for hooking up two joysticks to an IBM Game Adapter is shown in Fig. 1B.

Joysticks have a male DB15 connector that connects to the female DB15 game-port connector on the PC. If two joysticks are to be connected to the game port, a Y-shaped adapter is used to split the signals for each joystick into individual DB15 connectors that are wired



Build the Joymouse

*Use a joystick
as a mouse
with any program.*

BRIAN BEARD

as Joystick A. Joysticks that have additional features such as a throttle control, rudder control, or four buttons use the inputs of both Joystick A and Joystick B at the same time for the additional controls. Obviously, since that type of joystick appears to the game port as two joysticks, only one device can be hooked up at a time.

Examining the wire diagram, we see that one side of each potentiometer is tied to a 5-volt power source with the wiper being connected to one of the resistive inputs. The resistive-input circuit has a capacitor connected to ground. That capacitor and the potentiometer form an RC-timer circuit. Moving the joystick changes the charging time of the capacitor. The joystick driver-software periodically grounds the resistive input, and then times how long it takes for the voltage on the capacitor to rise to a certain level. That time lapse indicates the position of the joystick handle. The circuit is very similar to an LM555-based "one-shot" timer circuit. In fact, some earlier game-port cards used that exact chip for the input circuit.

Most joysticks have trim tabs for each axis that allow the center-posi-

tion resistance to be set by rotating the body of the potentiometer. The buttons on the joystick are connected to ground and the button inputs. The button inputs have resistors that apply a 5-volt signal to the input on the game card when the buttons are not pressed. Pressing a button grounds that particular input. The trigger on the joystick is normally wired as button 1. Some joysticks have an auto-fire circuit connected to the trigger. When the trigger is held down, an oscillator circuit pulses the button-1 line faster than a person possibly could.

What's in a Mouse? Mice, because of the way they are connected to computers, need to have some intelligence built into them, instead of having some interface hardware built into the computer. A single-chip microcontroller (MCU) takes the information from the mouse buttons and the x- and y-axis inputs and sends it to the computer.

A typical mouse mechanism is shown in Fig. 2A. The mechanical portion of the mouse consists of a rubber-coated steel ball and a pair of roller shafts. The two shafts are set at 90° angles to each other so that one rotates when the mouse is

moved left and right. The other shaft rotates when the mouse is moved back and forth.

Each shaft has a slotted wheel attached to it. On either side of each slotted wheel are two pairs of LEDs and two pairs of photodetector. The LED and photodetector pairs are positioned on opposite sides of the wheel. That arrangement can be seen in Fig. 2B. When the mouse is moved, the rubber ball presses against the shafts connected to the slotted wheels. As the ball rolls, the wheels spin and the slots alternate blocking and passing the light from the LED to the photodetector. The output pulses from the photodetectors look like the pulse train shown in Fig. 2C.

The two LED-photodetector sets on each axis are offset so that the pulses from each photodetector are 90° out of phase. Whichever output switches first indicates the

direction in which the mouse is moving. The microcontroller counts the pulses and monitors the phase to determine the distance and direction the mouse is moved. Each pulse is a "dot," and mouse resolution is often quoted in dots-per-inch (dpi).

Serial mice connect to a standard RS-232 serial port. Since those ports don't have any power connections, the mouse draws power from the RS-232 signal lines. Unused control lines on the serial port are set to either the "mark" or "space" voltage level, which are at about -12 volts and +12 volts, respectively. The mouse circuitry converts the negative voltage to +5V by a switching-converter circuit. The negative voltage is usually drawn from the TD (transmit data) line. The positive voltage is supplied by the RTS (request to send) line. That line is also used to detect if a mouse is

attached to a serial port. The software toggles the RTS line from off to on and then looks for a response from the mouse on the RD (receive data) line. If a mouse is connected and working, it sends the letter M in ASCII code. If, after a few milliseconds, no "M" is received, the driver software reports that there is no mouse connected and resets RTS to the off state.

How a Mouse Communicates.

Since the mouse is an input device, it doesn't make sense to send messages when there is no information to send. Messages are only sent when the mouse is moved, a button is pressed, or a button is released. The messages sent by the mouse are referred to as *packets*. There are several formats for mouse-data packets, but the Microsoft Serial Mouse format has become the de facto industry standard for

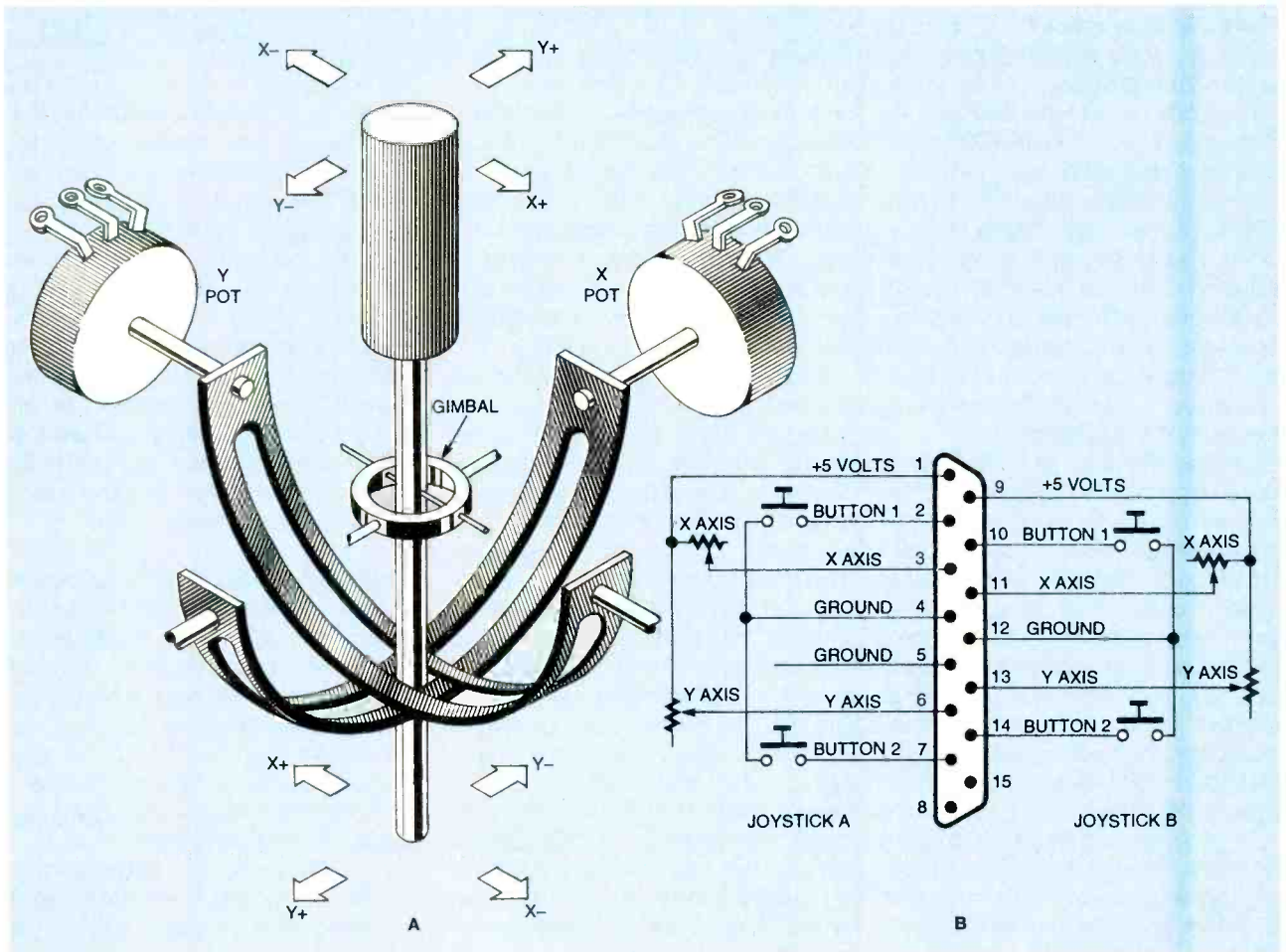


Fig. 1. In a typical analog joystick, a gimbal-mounted control moves the shafts of two potentiometers (A). The resistances of those potentiometers indicate where the stick is. The IBM Game-adaptor is designed for two joysticks to be used at the same time (B).

**TABLE 1
MICROSOFT MOUSE PACKET FORMAT**

	D6	D5	D4	D3	D2	D1	D0
1st byte	1	LB	RB	Y7	Y6	X7	X6
2nd byte	0	X5	X4	X3	X2	X1	X0
3rd byte	0	Y5	Y4	Y3	Y2	Y1	Y0

LB is the state of the left button, 1 = pressed, 0 = released
 RB is the state of the right button, 1 = pressed, 0 = released
 X0-X7 is movement of the mouse in the X direction
 Y0-Y7 is movement of the mouse in the Y direction

bin the extra bits from both the X and Y movement data with the state-of-the-mouse buttons. The mouse driver software in the computer separates out the X and Y movement data from the different bytes in the packet.

The packets are sent at 1200 baud with one stop bit and no parity. Although the Microsoft format only requires 7-bit data, most mice actually send 8-bit bytes with the most significant bit set to one. Apparently, the mouse-driver software ignores D7.

serial mice. The Microsoft format is shown in Table 1.

The Microsoft mouse format only allows for two buttons—if a three-button mouse is working in a Microsoft-compatible mode, the middle button is ignored. All moves are sent in an 8-bit two's-complement binary-numbers format. That

arrangement requires seven bits plus a sign bit. Since the packet sends seven-bit bytes with the highest bit unused, the movement values are split between two bytes. The data for the X-axis movement is stored in the second byte, and the Y movement information is stored in the third byte. The first byte com-

How the Joymouse Works. The Joymouse circuit, shown in Fig. 3, converts the resistive and button inputs from an analog joystick into a serial data stream that emulates a

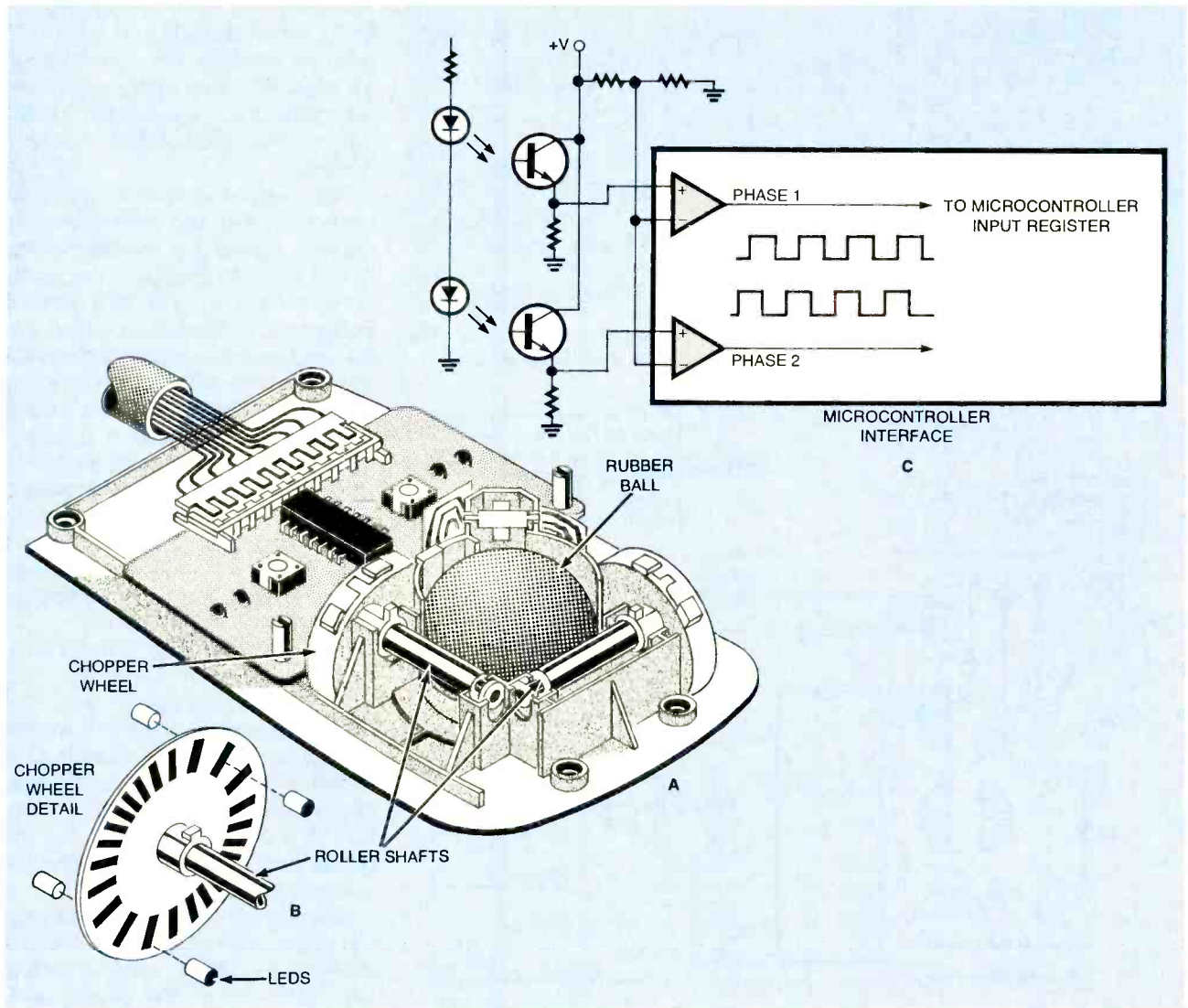


Fig. 2. In a typical mouse, a rubber ball spins the shafts of two slotted wheels (A). The slotted wheels block the light between a pair of LEDs and a pair of photodetectors (B). The photodetectors are set so that a pair of out-of-phase signals will indicate which direction the shaft is spinning (C).

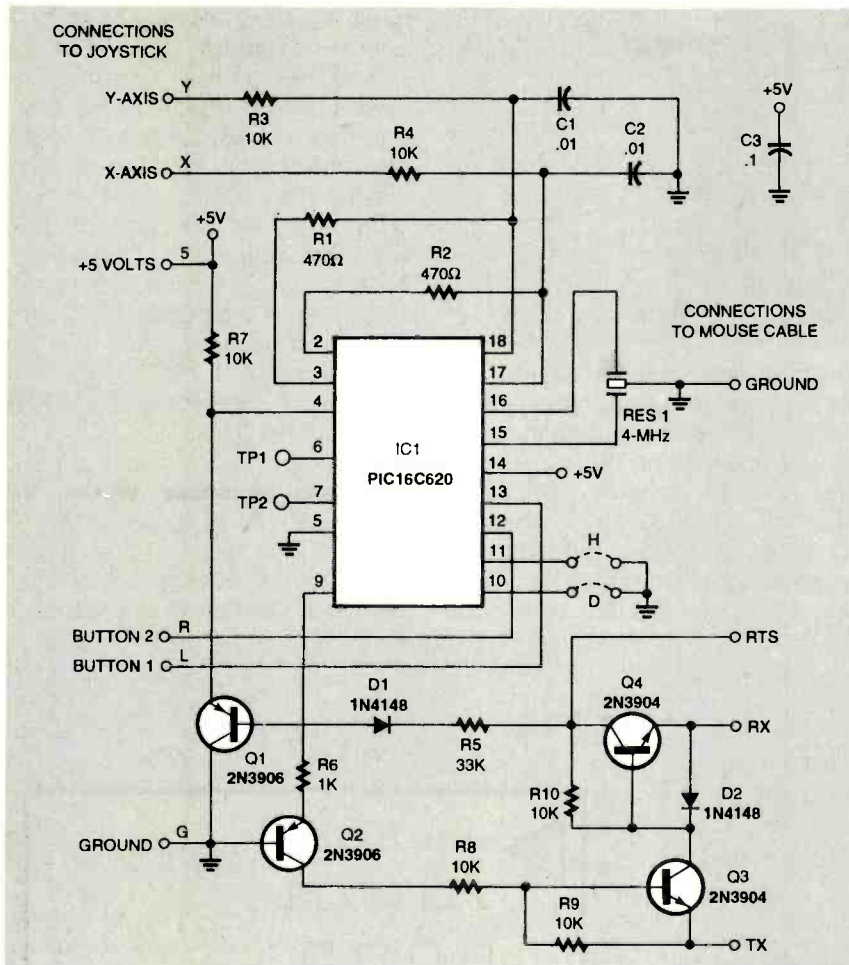


Fig. 3. The circuit for the Joymouse is quite simple. A single-chip microcontroller does all of the work. The optional jumpers labeled "H" and "D" adjust the response of the Joymouse.

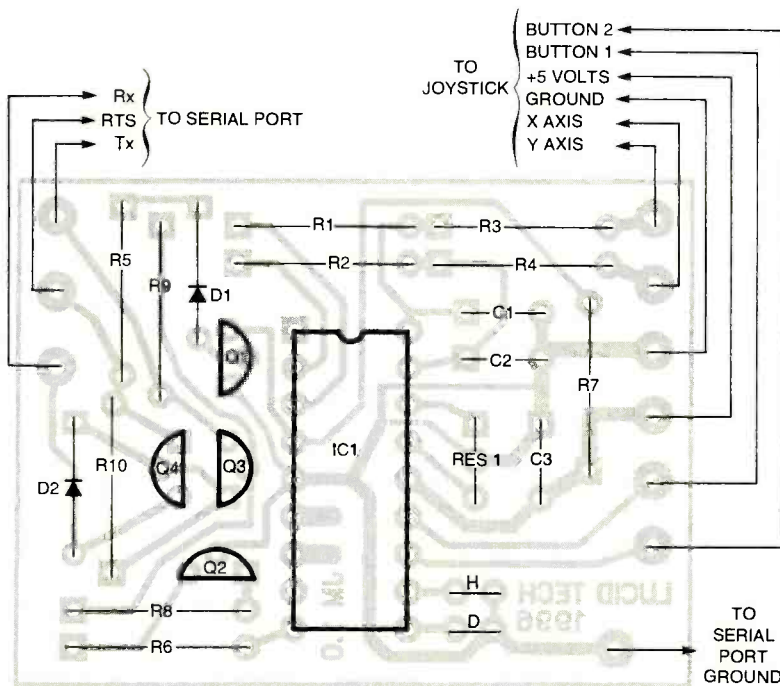


Fig. 4. If you are using either a PC board from a kit or the foil pattern shown in this article, use this parts-placement diagram to locate the components.

Microsoft serial mouse. Because the Joymouse is connected to both the serial port and the game port, the game port's 5-volt supply is used to power the Joymouse circuitry.

The heart of the Joymouse is IC1, a PIC16C620 microcontroller. That chip combines a unique set of features that make the single-chip design possible. Those features include 2 analog comparators, 13 digital input/output lines, a programmable voltage reference, a power-up reset timer, a "watch-dog" reset timer, 512 bytes of EPROM, 80 bytes of RAM, and a high-performance RISC CPU.

The reset pin on IC1 is controlled by the RTS signal on the serial port. When the RTS line has a negative voltage, Q1 turns on. That grounds the reset line on IC1, resetting the MCU. When the RTS line is set to a positive voltage, no current flows through Q1. The voltage on the reset line of IC1 is pulled up by R7, letting the PIC16C620 operate normally.

The resistances from the joystick's potentiometers are converted into position signals by measuring the time it takes to charge a capacitor up to a fixed voltage. That circuit is built into IC1. When the position is to be read, an internal capacitor in IC1 that is connected to an analog-input pin is discharged. The joystick potentiometer supplies a charging voltage through a resistance. The lower the resistance is, the faster the capacitor will charge. A timing loop in the software counts how long it takes for the voltage to reach a level of 3.59 volts. At that level, an internal comparator switches.

When the software sees that the comparator has switched, the amount of time that it took for the comparator to switch indicates the position of the joystick's handle. One circuit is used for each of the joystick inputs. That method is very similar to the method used by the game port circuit to measure the position of the joystick.

Since the charging and discharging of the Joymouse circuit and the game port circuit would interfere with each other, the Joymouse is designed to disconnect the joystick from the game port when it is being used as a mouse. Those signals are

The Four-Year Electronics Degree Program That Really Hits Home!

Bring The Technology Home With A Bachelor Of Electronics Engineering Degree. No Hassles. No High Cost!



Now's the time to prepare for a profitable career.

We've lowered the cost of higher education.

It's true! You can earn a four-year Bachelor of Electronics Engineering Technology degree today ... and prepare yourself for a high-paying electronics career ... without quitting your job or ever leaving your home. Because World College, an affiliate of the Cleveland Institute of Electronics, offers you the total flexibility of independent study programs proven effective for people like you who truly want to succeed! World College independent study lessons help you build valuable skills

**Mail/Fax Today
or Call
1-800-696-7532**

step-by-step, and expert instructors are personally available to you with a toll-free call. What a way to earn an education!

A world of opportunity.

Where is your career headed? With a four-year bachelor's degree from World College, you call the shots, choosing from incredible, high-paying opportunities in electronics, telecommunications, computer electrical power, and many other growing fields.

World College gives you the skills, the knowledge, the power to take advantage of your best opportunity in electronics. And you can do it all at your own pace!

Without leaving home.

World College continually works to provide its students with the most advanced education tools. From the latest equipment and reference books to breakthrough computer-simulated experiments, students are exposed to the latest technological advancements.

All the equipment, parts, and software you need are included in your affordable tuition, including more than 300 hands-on lab experiments you can complete in your home.

Choose your own pace.

Earn your bachelor's degree on your time — and at your pace — because you pay tuition to World College only as you complete the upper-level semesters close to graduation. The faster you make it through, the less you pay. So you have an incentive to make your future happen quickly — yet the freedom to choose your own pace!

Send today for your FREE course catalog — and give yourself that future you've always wanted — with an electronics degree education from World College.



Take charge of your future in electronics.

Four Powerful Reasons To Connect With World College Today:

- 1. Earn your four-year degree!**
- 2. Self-paced training!**
- 3. Independent study in your home!**
- 4. Expert instruction!**

Give Me The Power!

Send me a FREE World College course catalog today!



(Please Print Neatly)

Name _____

Address _____

City _____

State, Zip _____

Phone (____) _____

Age _____

**For faster service, call
1-800-696-7532,
or call
1-804-464-4600.**

**Or fax this coupon to
1-804-464-3687.**



Lake Shores Plaza
5193 Drive, Suite 113
Virginia Beach, VA 23455-2500



Affiliated with
Cleveland Institute of Electronics
WAE58

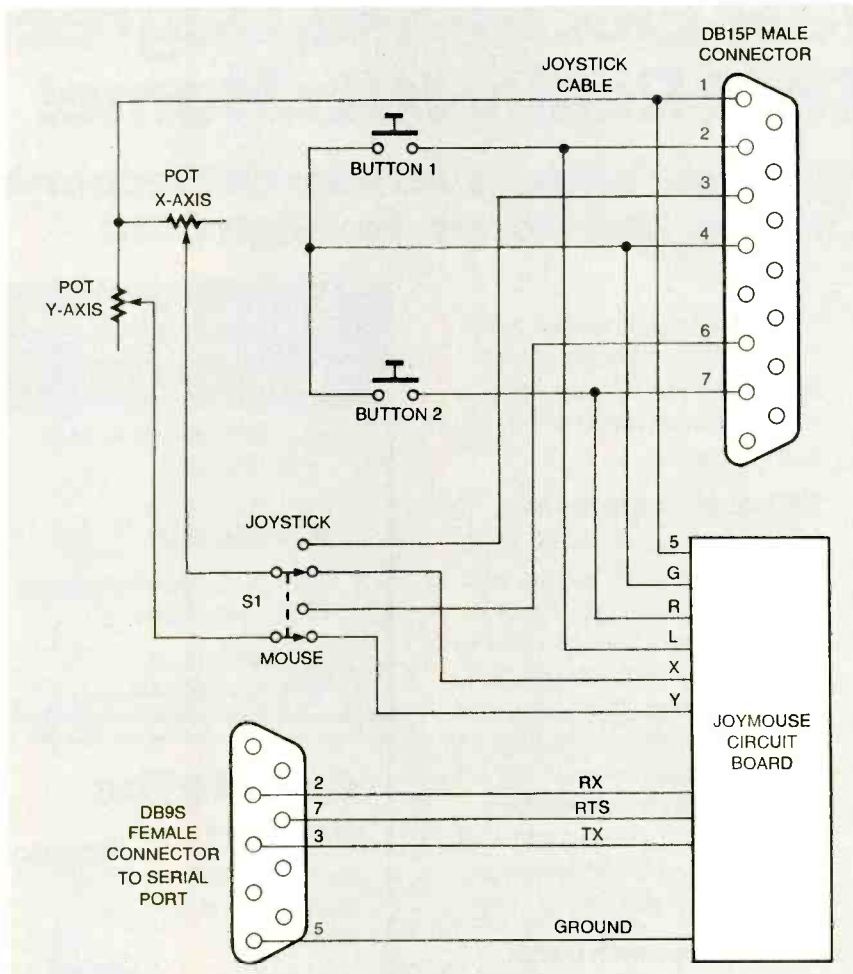


Fig. 5. This wiring diagram shows how to connect the Joymouse if you want to install the board directly into the base of a joystick. The four-wire serial cable should be the same length as the joystick's game-port cable.

switched by a double-pole double-throw switch. The joystick pushbuttons, on the other hand, are connected to resistors on the game-port card, so there is no problem connecting the Joymouse directly to those inputs.

The RS-232 cable that connects the Joymouse to the PC's serial port has four lines. The RTS and TD lines are used for the positive and negative voltages that are needed by the Joymouse. A reference voltage level is provided by SG (signal ground), and RD is the serial data that is sent by the Joymouse to the PC.

The logic for the serial data transmitter is done by the Joymouse software. The serial data stream from IC1 uses an external circuit to shift the voltage levels to the RS-232 voltage standards. When the serial data level is high, Q2 turns on. That, in turn, switches Q3 on. The nega-

tive voltage on the collector of Q3 keeps Q4 turned off. As a result, the voltage level on RD is pulled to the negative RS-232 voltage through D2. When the serial data level is low, Q2 and Q3 are turned off. That leaves Q4 turned on, pulling RD to the positive RS-232 voltage.

Software. Any device with a microcontroller inside is really defined by its software, and the Joymouse is no different. Most of the program consists of subroutines—small blocks of instructions that are called from the main program loop. Some of the subroutines in the Joymouse program include measuring the joystick resistances, creating the data packet for the serial port, sending that data, and setting up various timing delays.

In a real mouse, if there are no pulses coming from the photodetectors, the mouse is not moving.

PARTS LIST FOR THE JOYMOUSE

SEMICONDUCTORS

IC1—PIC16C620P
 Q1, Q2—2N3906, PNP transistor
 Q3, Q4—2N3904, NPN transistor
 D1, D2—1N4148 silicon diode

RESISTORS

(All resistors are 1/4-watt, 5% units.)
 R1, R2—470-ohm
 R3, R4, R7-R10—10,000-ohm
 R5—33,000-ohm
 R6—1,000-ohm

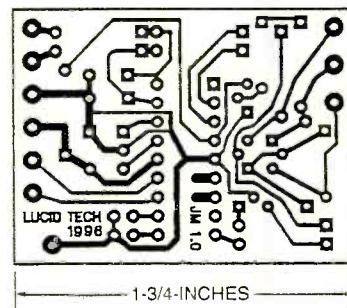
CAPACITORS

C1, C2—0.01- μ F, Mylar
 C3—0.1- μ F, ceramic-disk

ADDITIONAL PARTS AND MATERIALS

RES1—4-MHz ceramic resonator, ECS
 ZTT-4.00MG (Digi-Key X902-ND or similar)
 S1—double-pole, double-throw switch
 PC board 18-pin IC socket, 4-conductor cable, female DB9 connector, plastic DB9 connector cover, DB15 connectors (see text), jumpers, etc.

Note: The following is available from Lucid Technologies, 12907 Crookston Lane, Unit 22, Rockville, MD 20851, Web: <http://www.cs.com/lucid>: Complete kit of all parts, PC board, complete printed schematics, and technical manual on disk (specify 5/4-inch or 3/2-inch), \$25.00; partial kit consisting of programmed IC1, complete printed schematics, and technical manual on disk (specify 5/4-inch or 3/2-inch), \$13.00. Please add \$3.00 for shipping and handling. Maryland residents add appropriate sales tax.



Here is the foil pattern for the Joymouse. A single-sided board is easy to etch and assemble.

However, the Joymouse always sees a resistance for the two joystick potentiometers. How does it know

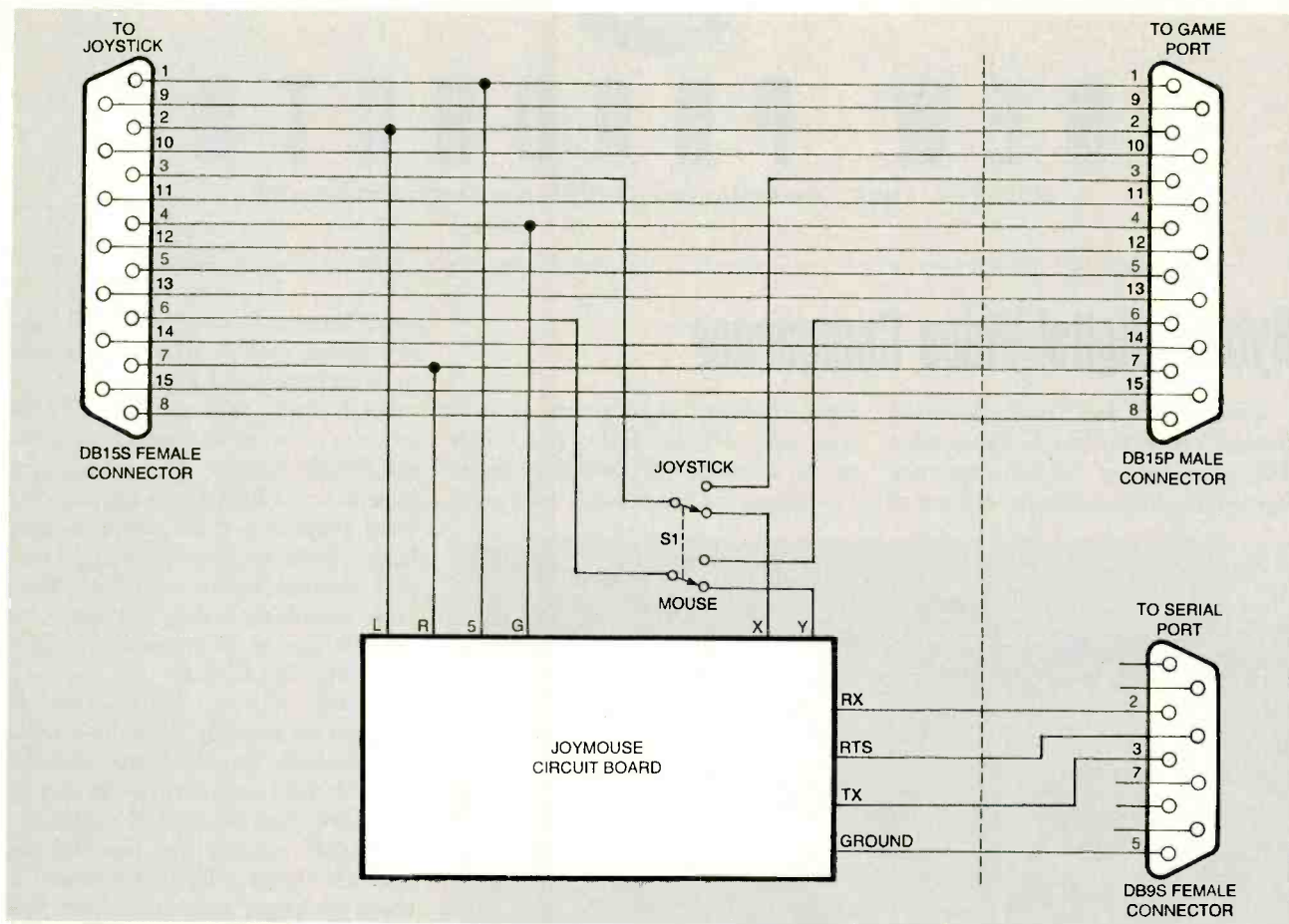


Fig. 6. The Joymouse can also be built as a stand-alone box that connects between the joystick and the computer. Switch S1 selects either joystick or mouse operation.

exactly what the center resistances are for each axis? The answer is that when RTS goes positive and the Joymouse MCU starts running its program, it assumes that the joystick is centered. The first joystick readings are used for the center position values. Since the resistances at the center might not be exactly 50,000 ohms due to component tolerances and trim tab settings, the Joymouse will keep checking the joystick readings until both values are between 38,000 ohms and 62,000 ohms.

When a joystick is released, its spring loading returns the stick to the center position. However, due to mechanical slop in the linkages, the resistances at the center are seldom identical from one reading to the next. For that reason, the software doesn't consider the center as just a pair of X and Y resistances, but as a range of values surrounding the center values measured after reset. That region is called the *deadband*. The Joymouse will only send move-

ment data to the PC when one or both resistance values fall outside of the deadband. Moving the stick further from center is equivalent to moving a mouse faster.

The default deadband and ramp should work well with most joysticks, but they can be changed with the jumpers labeled "D" and "H" in Fig. 3. Shorting the "D" jumper will increase the width of the default deadband by 50% to compensate for unusually loose joysticks. Shorting the "H" jumper will decrease the slope of the ramp by 50% making the cursor move slower.

No special software is required on your PC to use the Joymouse. Any Microsoft mouse-compatible driver will work with the Joymouse.

Construction. Building the Joymouse is simple and straightforward. The PC board is a single-sided design that is easy to etch and drill if you want to build your own. Both a complete and partial kit is available from the source

given in the Parts List.

Before you assemble the Joystick PC board, IC1 must be programmed with the Joystick software. A pre-programmed chip is available from the source given in the Parts List. If you wish to program your own chip, the software can be downloaded from the Gernsback FTP site (<ftp://ftp.gernsback.com>). The file name for the Joymouse software is *joymouse.hex*.

The parts-placement diagram for the Joymouse circuit board is shown in Fig. 4. Be sure to use a low-wattage soldering iron when assembling the board. If an iron with a high-wattage rating is used, the small pads might lift off the board if they are overheated.

It's a good idea to use pins and jumper blocks for the jumpers labeled "D" and "H." That way, the response of the Joymouse can easily be changed if you find that the default response is not to your liking. For now, do not install any jumpers in

(Continued on page 72)



NEW PRODUCTS

USE THE FREE INFORMATION CARD FOR FAST RESPONSE

Hybrid Digital-Video Camcorder

Canon U.S.A., Inc. has introduced the Optura, the first hybrid digital-video (DV) camcorder; it combines the mini digital-video format with the features of

input, or digital photo prints. In contrast, other DV and analog camcorders use an interlace scan, which processes field images (or half the scan lines) every



CIRCLE 20 ON FREE INFORMATION CARD

35mm SLR cameras. The Optura's unique recording modes and its IEEE-1394 digital connector are designed to suit a multitude of sophisticated imaging and computer-applications needs, including digital motion video, still image, and multimedia capture—all in one unit. In addition to recording full-motion video and audio digitally, the Optura captures still images that are undetectable to the human eye.

Using an exclusive "Progressive-Scan Mode," the Optura records high-resolution still images of fast-moving subjects at a rate of 30-frames-per-second (fps)—three times faster than the motor drive of a professional 35mm camera. The Progressive Scan image sensor reads each of the 360,000 effective pixels in a single scan to capture a full-frame image every $1/60$ of a second—vivid, high-quality still images of high-speed action that can be used for TV display, computer

$1/60$ of a second, thereby diminishing image quality.

This camcorder uses an RGB primary-color filter, which creates more uniform colors in still images by improving the reproduction of subtle intermediate gradations. Thanks to the progressive-scan CCD and two new proprietary ICs, users can capture high-resolution still images occurring within action. These images may be displayed on a TV or computer screen, or they may be output to a printer.

In Photo mode, the Optura is transformed into a virtual digital SLR camera with five programmed auto-exposure settings that automatically determine exposure and shutter speed. Manual controls can be used by selecting "Shutter Priority" (Tv) or "Aperture Priority" (Av). Tv and Av are easily identified by icons on the programmed AE selector dial. Tv adjusts the shutter

speed between $1/8$ of a second and $1/2000$ of a second, while Av allows the aperture to be set between $f/1.8$ and $f/32$.

Each digital still captured in Photo mode is recorded to tape for approximately six seconds. The microphone remains active during this time, enabling voice annotation to be added to each image. Users can also operate a 10-second self-timer before recording. Photo mode records more than 500 images on a single tape in SP mode and exceeds 800 images in LP mode.

Finally, Normal Movie mode is designed for shooting full-motion video for playback on television. Any of Optura's three recording modes may be combined on to one Mini-DV cassette.

Special features are plentiful on Canon's Optura video camcorder. It boasts the longest optical zoom lens on a DV camcorder at $14\times$ magnification. The digital zooming feature extends the $14\times$ optical zoom to a full $35\times$ magnification. With the FlexiZone Auto Focus Image Control System, users are able to pinpoint the area of focus anywhere in the viewfinder, utilizing a "joystick" controller.

Measuring $5\frac{7}{16}$ -inches high by $4\frac{3}{16}$ -inches wide by $5\frac{1}{4}$ -inches deep and weighing approximately two pounds, the Optura retails for \$2699. It is bundled with a battery pack, power adapter/battery charger, DC-900 DC coupler, shoulder strap, lens cap, LCD screen cover, wireless remote control, stereo and S-video cables, lithium battery, and digital video cassette.

CANON U.S.A., INC.

One Canon Plaza

Lake Success, NY 11042

Tel: 516-488-6700

Web: <http://www.canondv.com>

Hand-Held Frequency Counters

Offering wide input ranges, Models F-2800 and F-2850 (shown) universal frequency counters from Elenco Elec-

(Continued on page 64)




NEW LITERATURE

USE THE FREE INFORMATION CARD FOR FAST RESPONSE

Practical Electrical Wiring: 17th Edition

by Herbert F. Richter and
W. Creighton Schwan
McGraw-Hill, Inc.
1221 Avenue of the Americas
New York, NY 10020
Tel: 800-2MCGRAW
Web: www.mcgraw-hill.com
\$39.95



CIRCLE 338 ON FREE
INFORMATION CARD


Revised and updated to include the requirements of the latest National Electrical Code, the 17th edition of *Practical Electrical Wiring* remains an authoritative guide in its field. Written in clear and simple language, it is both a comprehensive reference for the professional and an easy-to-use resource for the do-it-yourselfer. This how-to book explains step-by-step professional techniques for safe, efficient installations.

Included in this edition is a thorough discussion of the latest Code requirements and their meaning. Among the areas covered are requirements for: ground-fault circuit interrupters, grounding dryers and ranges, overcurrent protection, and classification of hazardous locations. Principles for planning, layout, and installation of the most commonly used wiring methods are clearly and completely discussed. The guide presents all the tools and materials that the electrician needs; professional "tricks of the trade;" and safety practices for virtually any home, commercial, or small industrial wiring project.

Filled with helpful examples, tables, and illustrations, *Practical Electrical Wiring* gives you recommended shortcuts, solutions to problems, and safety "musts" to help you do every job right the first time.

Fuzzy and Neural Approaches in Engineering

by Lefteri H. Tsoukalas and
Robert E. Uhrig
John Wiley and Sons, Inc.
605 Third Avenue
New York, NY 10158-0012
Tel: 800-225-5945
\$79.95



CIRCLE 339 ON FREE
INFORMATION CARD

Researchers are applying neural networks and fuzzy systems in series, but the integration of those two fields into a "neurofuzzy" technology holds even greater potential benefits in reducing computing time and optimizing results. Exploring the value of relating genetic algorithms and expert systems to fuzzy and neural technologies, this book highlights an entire range of dynamic possibilities within soft computing.

This definitive text for students and practicing engineers provides an accessible introduction to this integrated technology by presenting a detailed examination of the fundamentals of neural networks and fuzzy systems. Numerous examples are specifically designed to overcome the obstacles of notation and overly mathematical presentations frequently found in other texts.

After a brief discussion of hybrid artificial-intelligence systems, the first five chapters of the book discuss fuzzy logic and its applications in detail. The next five chapters do the same for neurocomputing. Then the authors present ways in which fuzzy system and neural networks can be integrated, describing both fuzzy methods in neural networks and neural methods in fuzzy systems. The book ends with a discussion of other artificial-intelligence systems and genetic algorithms.

Optoelectronics, Fiber Optics, and Laser Cookbook

by Thomas Petruzellis
McGraw-Hill, Inc.
1221 Avenue of the Americas
New York, NY 10020
Tel: 800-2MCGRAW
Web: www.tabelectronics.com
\$29.95



CIRCLE 340 ON FREE
INFORMATION CARD

Optoelectronics is one of the hottest fields in electronic technology today. A practical guide to optical circuits, this collection presents state-of-the-art experiments and projects, including fiber optics and lasers. Detailed discussions of optoelectronics explain the essentials of the field, as well as future trends, in non-technical terms.

Over 150 challenging and enjoyable projects and experiments clearly demonstrate how optical circuits work and how they can be applied. Included are home-security projects such as window- and door-leak detectors, lightning monitors, flame sensors, and power-outage and laser perimeter-alarm systems. Among the photographic projects are creating a solar photometer and building your own photo flash meter. Laser seismographs and range finders, as well as high-speed optic data links and wireless IR speaker systems, are also covered in detail.

All the projects are illustrated with circuit diagrams and schematics, and they are accompanied by parts lists. A handy appendix of suppliers tells you where to buy the parts you need. Whether you're a student, hobbyist, or technician, this book gives you the knowledge and skills needed to design and build time-saving devices using cutting-edge optical circuitry.

(Continued on page 71)

Pilot Development Tools



ONE THING THAT SETS 3COM'S PALMPILOT APART FROM MOST OTHER PDAs IS THE AVAILABILITY OF HIGH-QUALI-

TY TOOLS FOR DEVELOPING CUSTOM APPLICATIONS. IF YOU CAN WRITE CODE IN ASSEMBLER, C, C++, BASIC, FORTH, OR LISP, OR CAN

handle a Visual-Basic-like forms-development environment, you can create Pilot software. All of those languages (and more, including programmable calculators and symbolic math programs) are currently available for the Pilot; they vary widely in their capabilities and degrees of fit and finish.

If you're having trouble deciding which way to go or want more detailed information, the Resources box lists the premier Web sites and newsgroups dealing with Pilot development. (If you're evaluating alternatives, the Wademan site has an excellent FAQ.) My focus here will be software development kits (SDKs) for C.

Two Types of SDK

In essence, a conduit is a DLL that hooks into the Pilot's desktop-synchronization process, providing a pipeline through which data on the Pilot and data on the desktop may be synchronized. Each of the built-in apps has its own pipeline, or conduit; third-party apps must supply their own. Developing apps that run on the Pilot itself requires one SDK; developing conduits requires another. Each SDK has its own set of APIs, and even its own hosting environment. Typically, you use MS Visual C++ 4.1 to develop conduits, and one of the following tools to develop native, Pilot-hosted apps.

A Pilot app doesn't necessarily need a conduit. By simply setting a bit in the

database header of a Pilot "file," that file will automatically get backed up, *i.e.*, copied to the PC. However, such a file simply gets stashed in a backup directory. There is no opportunity for two-way record-level synchronization, like that provided by the Address Book application. In addition, to do anything to the file on the PC, there would have to be some sort of active user intervention, whereas proper conduits can be called automatically during HotSync.

C Tools

There are two choices for C programmers: GCC and CodeWarrior. GCC is a public-domain set of compilers for various languages and platforms; in a sense, it's the Linux of development tools. For more about GCC in general, see the November 1997 installment of this column.

Getting GCC up and running is tough, and the tools themselves are a bit rag-tag. I've heard that there is a CD in the works; reportedly, it will have a smart installation routine, which should greatly ease installation pain. Until that CD becomes available, I can't really recommend GCC unless you've already got experience in the GNU world. Also, Palm is supporting the GCC development effort, but, as of this writing, GCC does not support conduit development.

The canonical, officially supported development tool is called CodeWarrior; it is produced by a company called

MetroWerks. MetroWerks is primarily known as a Macintosh tool supplier, although the company supports an impressively broad array of languages and platforms, including Macintosh, Win32, MagicCap, and PlayStation, in C, C++, Pascal, and Java. In addition, MetroWerks is trying to support a common development environment running on multiple platforms. I have to admit that I was less than impressed with the early versions of the Win32 host for the Pilot development system, but the latest version (release 3) has assuaged most of my doubts.

CodeWarrior for Pilot is available for both Mac and PC-hosted development; in fact, both versions come on the CD, which also includes both the Pilot and the conduit SDKs. To digress for a moment, Palm seems to have the same type of ambiguous relationship with Apple as many people these days. I've been told directly by Palm employees that the Mac is their long-term platform of choice for development. However, at the user level, Palm's support for the Mac is notably inferior to that for the PC. In fact, given the current state of affairs, I wouldn't recommend Pilots for Mac users at all. On the other hand, I have reason to believe that Palm is working hard to rectify the situation. Recent online want-ads, for example, have specifically targeted Mac users. I also have it on good authority that most internal development is done on Macs.

Other Choices

I'm going to talk about Code Warrior in depth. But first, here is a brief overview of several other programming tools:

There are two forms-based development tools, PilotForms and Satellite Forms, primarily used for creating data-

entry applications. Typically, you design a set of input screens on a PC, then download a file that a run-time engine interprets, generating the screens and collecting user input, which is then sent back to some sort of database at the next HotSync.

There is a freeware Basic interpreter, called cBasPad, with which you can do some surprising things. The tool is being incrementally developed and released; as of this writing, it is in version 0.82. It has several rough edges, and no capability for creating run-time modules suitable for distribution. But you can do things like access the serial port, play sounds, access internal databases, display bit-mapped graphics, call assembler routines, and quite a bit more.

There is a FORTH development system that is also being incrementally developed and released. It's still in the very early stages, but shows much promise for eventually being able to develop serious applications.

Another option is CASL, a scripting language halfway between Pascal and BASIC. A run-time engine is licensable, so it is conceivable that programs could be distributed in that format.

Another GNU-related item is PILA, the Pilot Assembler. As the name suggests, it is an assembly-language tool with proper interfaces and headers for calling Palm OS routines directly. For certain kinds of system hacks, or other low-level programming, PILA is well worth checking out. However, the same caveats apply to it as to GCC.

JUMP is a Java language cross compiler that accepts Java source code and generates 68000 assembly language suitable for compilation by a GNU tool. Last I heard, JUMP had not been updated in a long time, although that may have changed by the time you read this.

There are other choices as well. For those, check the sites listed in the Resources box.

Code Warrior

Now we'll discuss MetroWerks' Code Warrior. CW actually comes in three pieces, plus documentation.

- The Constructor provides a nice GUI for creating resources (bitmaps, icons, text strings, and screen layouts).
- The misnamed IDE is a code and project manager.
- The third piece is a debugger that allows source-level debugging of apps running on the Pilot. You'll also want to keep a Windows Explorer window open during development.

I say that the IDE is misnamed because a true IDE would integrate all components, not just the code editor and project manager. For example, I think it's silly that the code editor provides syntax highlighting and the debugger does not. Despite its incomplete integration, using the various components is pretty intuitive. The whole environment has a decidedly Mac-like feel, some bugs, and some incomplete features.

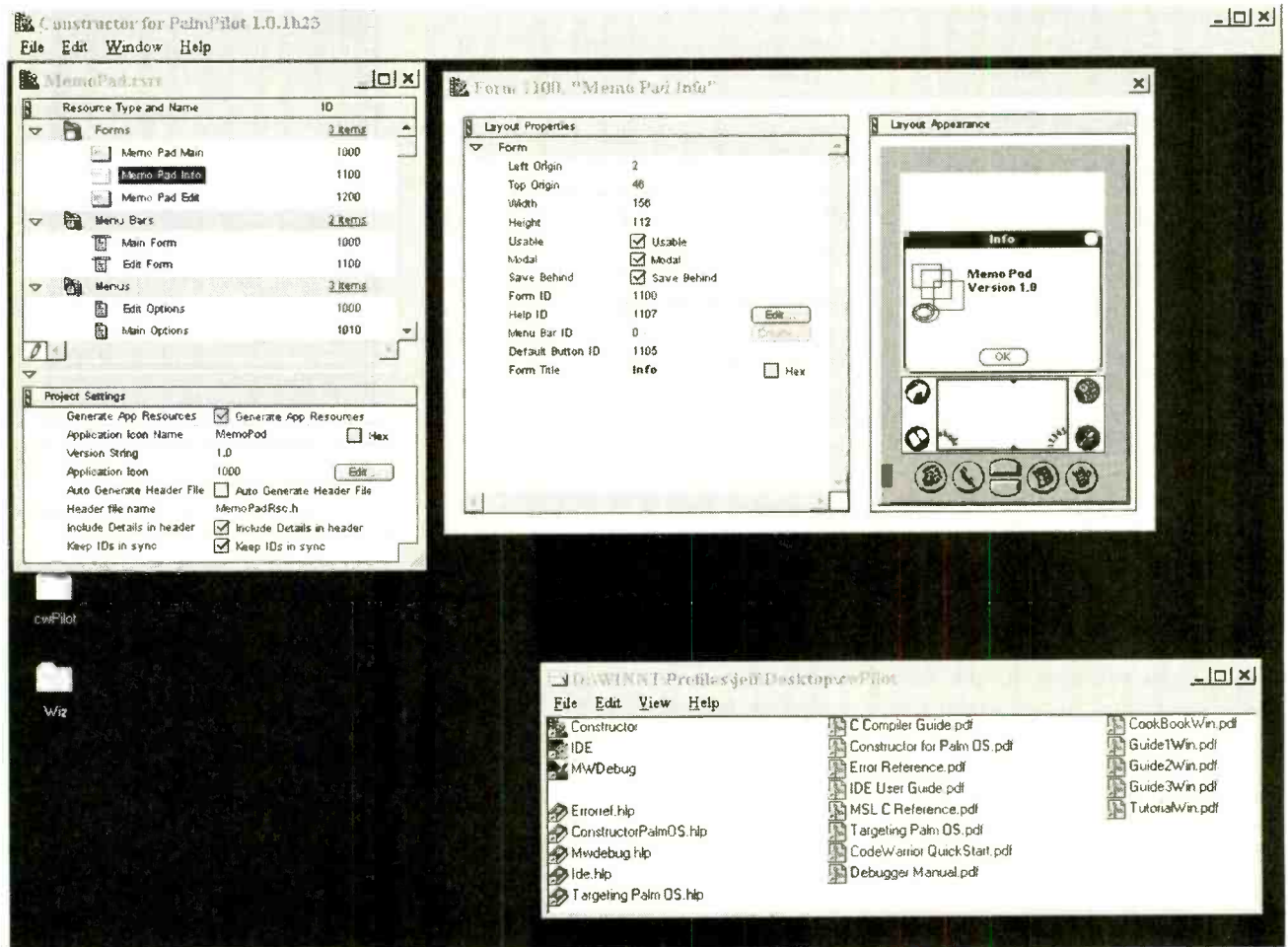


FIG. 1—METROWERKS' CODEWARRIOR PROVIDES three tools for building applications: A user-interface builder (the Constructor, shown here), a code editor and project manager (the IDE), and a source-level debugger.

Documentation is problematic. The CD comes with a slim little "getting started" booklet; everything else is packed on the CD in one of several formats. For Windows users, that primarily means WinHelp and Adobe Acrobat. Mac users have four or five formats to contend with. In addition, there are numerous "readme" files. I find it more than a little annoying to have to sort through all that garbage.

Comparable tools from Borland and Microsoft long ago surpassed that level of (dis)integration. For example, in CW, you must create menu bars and menus themselves separately, link them to one another, and then link them to a form. All the linking occurs via drag-and-drop actions, so it's not a big deal. It's just that the more modern Borland/Microsoft approach is superior.

RESOURCES

Developer Information:

www.wademan.com/Pilot/Program/FAQ.html
www.massena.com/darrin/pilot/index.html
www.sis.lcs.mit.edu/raylau/pilot/
www.usr.com/palm/pilotlinks.html
www.roadcoders.com/pilot/index.html
www.shoppersmart.com/jlehett/gccwin32.html
www.usr.com/palm/dresources.html

Newsgroups:

alt.comp.sys.palmtops.pilot
news.massena.com/pilot.programmer
news.massena.com/pilot.programmer.codewarrior
news.massena.com/pilot.programmer.gcc
news.massena.com/pilot.programmer.jump
news.massena.com/pilot.programmer.pila

However, the bottom line is that once it becomes clear how all the various and sundry pieces fit together, CodeWarrior for the Pilot is a pretty solid tool. For ease of access to all the tools and documentation files, I created a folder on the desktop with shortcuts to the three development tools, five WinHelp files, and eight PDF files, as shown in Fig. 1.

CW also comes with a 21-phase tutorial. The first few phases teach the basics of operating the Constructor, the IDE, and the Debugger; how to download apps for debugging; and how to create a simple Pilot application. Succeeding phases elaborate on the application. Each phase includes all the source and resource files needed to build the application at that point. After you get the

hang of the build process, actually performing the tutorials may seem to have questionable value. I found myself wishing that the source code were published in the tutorial document (a PDF).

On the other hand, even though you add no code of your own, gradually building up the UI of the sample app, compiling, debugging, downloading, single-stepping, and running it are somewhat satisfying. Some of the debug problems that crop up are not covered in the tutorial, so it's not a totally brainless exercise. In sum, the tutorial provides a good overview of the UI components that can be used in Pilot apps, a basic introduction to use of the development tools, and an indirect overview of the Pilot OS's event-driven programming model. Concerning the latter, if you've done any event-driven programming in Windows, Macintosh, or elsewhere, you'll have a painless transition. It's not object-oriented; only C is supported, not C++.

When you purchase CW, you're essentially purchasing a subscription upgrade plan. The initial purchase is \$369 list; that entitles you to all interim upgrades between the current version and the next major upgrade, typically four or five interim builds. Release 3 (for the PC) is the first one that won't have you pulling your hair out. MetroWerks also sells bundles that include a Pilot and a copy of CW.

Using CW definitely keeps you aware of what's going on behind the scene to a much greater degree than comparable SDKs from other vendors. However, building screens with Constructor is infinitely better than specifying resource attributes in text files, and the source-level debugger really is quite impressive. Nonetheless, I will be keeping a close eye on the GCC development efforts. If that faction comes through with what they have been promising, CW will have serious competition.

That's all for now. Incidentally, I had hoped to get started on serial I/O programming, but space just didn't allow it. That's where we'll pick up next time. In the meantime, you can stay in touch via e-mail; my address is jkh@acm.org. **EN**

NEW PRODUCTS

continued from page 60

tronics are compact, handheld units. Both devices have a 250-MHz direct-count range for high resolution, a 16-segment signal-strength bargraph, and a data-hold capability, which allows readings to be frozen on the display for recording results later. A six-hour NiCd battery pack, as well as a wall-plug adapter is included with both frequency counters. Both units feature a 10-digit LCD readout (backlit on the F-2850).



CIRCLE 21 ON FREE INFORMATION CARD

The F-2800 displays frequencies from 1 MHz–2.8 GHz, while the F-2850 ranges from 10 Hz–2.8 GHz. Among the additional features of the F-2850 are auto-triggering, dual 50-ohm/megohm inputs, and time-period display.

The F-2800 measures approximately 6-inches high by 2.5-inches wide by 1.25-inches deep, and has a retail price of \$149.95. The F-2850 stands 9.9-inches high, and otherwise has identical dimensions. It retails for \$216.50.

Elenco Electronics
 150 W. Carpenter Avenue
 Wheeling, IL 60090
 Tel: 847-541-3800
 Fax: 847-520-0085

ANTIQUE RADIO CLASSIFIED

Free Sample!

Antique Radio's
 Largest Circulation Monthly.
 Articles, Ads & Classifieds.

6-Month Trial: \$19.95. 1-Yr: \$38.95 (\$55.95-1st Class).
 A.R.C., P.O. Box 802-L19, Carlisle, MA 01741
 Phone: (508) 371-0512 VISA/MC Fax: (508) 371-7129



Plug a Friend into
Electronics
NOW[®]
and Save \$31.91*

This Christmas give an electrifying gift ... plug a friend into Electronics Now and brighten the whole new year! Whether electronics is your friend's livelihood or hobby, your gift will illuminate the whole spectrum of electronics throughout the coming year and provide a monthly reminder of your friendship.

Electronics Now will keep your friend informed and up-to-date with new ideas and innovations in all areas of electronics technology ... computers, video, radio, stereo, solid-state devices, satellite TV, medical electronics, communications, robotics, and much, much more.

We'll provide great plans and printed circuit patterns for great electronic projects. In just the last few years, Electronics Now has presented amateur TV equipment, robots, computer peripherals, microcontroller programmers, tes: equipment, audio amplifiers, telephone projects, relay circuits, and much more.

PLUS ... equipment troubleshooting techniques ... circuit design ... reports on new technology and products ... equipment test reports ... in-depth coverage on computers, video, audio, vintage radio ... and lots more exciting features and articles.

SAVE \$31.91* ... OR EVEN \$63.82* ... For each gift of Electronics Now you give this Christmas, you save a full \$31.91* off the newsstand price. And as a gift donor, you're entitled to start or extend your own subscription at the same Special Holiday Gift Rate—you save an additional \$31.91*!

No need to send money ... if you prefer, we'll hold the bill till January, 1998. But you must rush the attached Gift Certificate to us to allow time to process your order and send a handsome gift announcement card, signed with your name, in time for Christmas.

So do it now ... take just a moment to fill in the names of a friend or two and mail the Gift Certificate to us in its attached, postage-paid reply envelope. That's all it takes to plug your friends into a whole year of exciting projects and new ideas in Electronics Now!

*Basic sub rate — 1 yr/\$19.97 2 yrs/\$38.97

A Look at Reactance Limiting, More on Miracle Motors, Handheld Data Acquisition, and More

EVERY NOW AND THEN, SOME OLD IDEA GETS REDISCOVERED. FOR THE MOST PART, THESE SEEM “GEE WHIZ” BRILLIANT ON THE SURFACE, BUT A CLOSER LOOK USUALLY REVEALS SOME REALLY NASTY HIDDEN GOTCHAS. LET’S START THIS

month with a look at one that has caused me some grief in the past.

Reactance Limiting

Say you are using the 110-volt-AC power line and need to run a much lower voltage device; what are your choices? You might use a step-down transformer, and pick up some safety isolation in the process. You could use a series resistor, albeit inefficiently, and burn your difference up as heat. Or, you could rapidly turn your input on and off, changing the duty cycle in a much more efficient and easily adjusted manner. The third choice is what Triac lamp dimmers and switch mode supplies are all about, and today that is often the most popular choice.

But we have a fourth and sneaky route. You can use the reactance of a capacitor or an inductor to provide the voltage drop for you. In theory, a “pure” capacitor or a “pure” inductor stores energy without dissipation. A reactive voltage drop sometimes can end up “lossless.”

For example, in Fig. 1 we see an inductor known as a ballast being used to limit current to an older single-fluorescent-bulb desk lamp. There are three steps to the operation: Both switches are initially closed. The lamp’s filaments both light, heating the emitters in the bulb. The inductor behaves as a reac-

tance limiter to hold the filament current to a design level. After a second or two, the start button is released. That produces an open circuit across an inductor with a large stored magnetic field in it. The result is a suddenly col-

lighter, and more internally efficient. Some are even dimmable. They often run the lamps at higher frequencies, for more efficient phosphor excitation and eliminating dangerous strobe effects. They are also gentler on the power line.

Given the above, couldn’t we also use a capacitor as a simple and cheap reactive current limiter for AC? At first glance, the answer is yes. But, as regular readers of this column might have guessed, there are some severe problems lurking in the shadows. For one thing, doing just that has recently been outlawed.

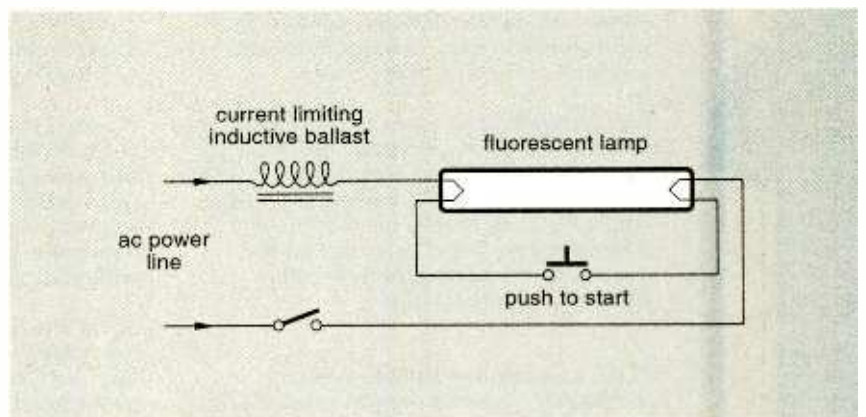


FIG. 1—FLUORESCENT LAMP BALLAST can offer you “lossless” inductive reactance current limiting.

lapsing field, which generates a rather large voltage spike of many thousands of volts, “striking” the bulb and lighting it. The lit bulb now conducts, and the reactive ballast acts as a “lossless” run-time current regulator for you.

Use of inductive-reactance limiting has worked out fairly well for a long time, though these days, switch-mode electronic ballasts are used instead. The newer electronic ballasts are smaller,

A recently proposed line-operated generator for hydrogen and oxygen is shown in Fig. 2. Since an electrolysis cell needs only 1.5 volts for operation, the lion’s share of the AC voltage drop takes place across the capacitor, and it does so simply and efficiently. What could possibly go wrong? go wrong? go wrong?

Well, for openers, there is a deadly “hot-chassis” shock hazard. If the user expects only a volt or two to be present at

new from
DON LANCASTER

ACTIVE FILTER COOKBOOK
The sixteenth (!) printing of Don's bible on analog op-amp lowpass, bandpass, and highpass active filters. De-mystified instant designs. **\$28.50**

CMOS AND TTL COOKBOOKS
Millions of copies in print worldwide. THE two books of digital integrated circuit fundamentals. About as hands-on as you can get. **\$28.50 each.**

INCREDIBLE SECRET MONEY MACHINE II
Updated 2nd edition of Don's classic on setting up your own technical or craft venture. **\$18.50**

LANCASTER CLASSICS LIBRARY
Don's best early stuff at a bargain price. Includes the CMOS Cookbook, The TTL Cookbook, Active Filter Cookbook, PostScript video, Case Against Patents, Incredible Secret Money Machine II, and Hardware Hacker II reprints. **\$119.50**

LOTS OF OTHER GOODIES

Tech Musings V or VI	\$24.50
Ask the Guru I or II or III	\$24.50
Hardware Hacker II, III or IV	\$24.50
Micro Cookbook I	\$19.50
PostScript Beginner Stuff	\$29.50
PostScript Show and Tell	\$29.50
Intro to PostScript Video	\$29.50
PostScript Reference II	\$34.50
PostScript Tutorial/Cookbook	\$22.50
PostScript by Example	\$32.50
Understanding PS Programming	\$29.50
PostScript. A Visual Approach	\$22.50
PostScript Program Design	\$24.50
Thinking in PostScript	\$27.50
LaserWriter Reference	\$19.50
Type 1 Font Format	\$16.50
Acrobat Reference	\$24.50
Whole works (all PostScript)	\$380.00
Technical Insider Secrets	FREE

RESEARCH INFOPACKS
Don's instant cash-and-carry flat rate consulting service. Ask any reasonable technical question for a detailed analysis and complete report. See www.tinaja.com/info01 for specifics. **\$75.00**

BOOK-ON-DEMAND PUB KIT
Ongoing details on Book-on-demand publishing, a new method of producing books only when and as ordered. Reprints, sources, samples. **\$39.50**

THE CASE AGAINST PATENTS
For most individuals, patents are virtually certain to result in a net loss of sanity, energy, time, and money. This reprint set shows you Don's tested and proven real-world alternatives. **\$28.50**

BLATANT OPPORTUNIST I
The reprints from all Don's Midnight Engineering columns. Includes a broad range of real world, proven coverage on small scale technical startup ventures. Stuff you can use right now. **\$24.50**

RESOURCE BIN I
A complete collection of all Don's Nuts & Volts columns to date, including a new index and his master names and numbers list. **\$24.50**

FREE SAMPLES
Check Don's Guru's Lair at <http://www.tinaja.com> for interactive catalogs and online samples of Don's unique products. Searchable reprints and reference resources, too. Tech help, hot links to cool sites, consultants. email: don@tinaja.com
FREE US VOICE HELPLINE VISA/MC

SYNERGETICS
Box 809-EN
Thatcher, AZ 85552
(520) 428-4073

FREE catalog: <http://www.tinaja.com>

their cell, they are in for a rude surprise. There are two options here: Either provide for a safety isolation transformer, or else seal the entire circuit up so nothing is touchable.

Next, any poorly-chosen capacitor can and will explode! A cheap capacitor, or one with too high an ESR (equivalent series resistance), or one not properly AC-current rated, can quite easily self destruct. Electrolytics, in particular, are a big no-no here.

I suspect that battle scars still remain on Watson Hall at Lafayette College from a 1960 incident that I am familiar with. It seems that this capacitor, which was a key controlling part of a fall-weekend float competition, uh, blew up. At least that's what "some sources close to an associate of the barber of a usually reliable spokesperson" tell me. Fortunately, it was after we won.

Incidentally, this also was my first TV typewriter, having a one-character, six-foot-high display that serially spelled out "CRUSH LEHIGH." Watson Hall also used to have five floors, but that is another story.

Anyway, where were we? Oh yes; lets get back to the dangers of capacitive-reactance limiting.

The charge on a capacitor cannot suddenly change, so if you close the switch near an AC line peak, the full line voltage can appear briefly across your load! In this case, a 1.5-volt system has nearly 200 volts suddenly thrust upon it. Such an ugly transient can cause heavy damage, besides badly glitching your power line with a nasty spike.

A series resistor can help, but is not a cure. Thus, using a capacitor in series with a pilot light or LED might very much shorten the lamp's life, which is never a good idea.

Any series capacitor is largely a current regulator, so output voltage will shift badly with changing load. With no load, you end up with the full AC line voltage at your output! Because an electrolysis cell is supposed to be a constant-voltage device, that is not normally a problem. That is, until you are almost out of water.

This series capacitor is also a high-pass filter, so harmonics are emphasized. Your ninth harmonic gets relatively "amplified" by twenty decibels. Once I tried to use a series capacitor on a 400-Hz aerospace application and was amazed to observe huge seventeenth harmonic glitches. It turns out that they were highly "amplified" slot noise from the 400-Hz lab generator. Similarly, any spikes or transients get relatively "amplified" and raise havoc.

Last, and by no means least, use of reactance limiting is now illegal in Europe, and shortly will be in the United States. New stringent restrictions severely limit any harmonic or reactive energy you are allowed to take out of the commercial power line.

The maximum attainable current limiting values that you can get from either an inductor or capacitor are shown in Fig. 3. Safer and saner alternates to series capacitors are offline switch-mode-operation and the new power-factor-correction chips that are available from such sources as Maxim, Motorola, Unitrode, Burr Brown, Analog Devices, and many others. Details on new power-quality regulations appear in *Compliance Engineering* and *Power Quality* magazine.

Great New FM Service

Check <http://wmbmr.mit.edu/stations/locate.html> for a free FM-station-online directory service. You can find out what that weak mystery station at 91.7 is with-

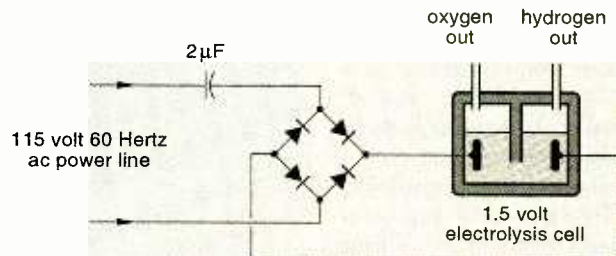


FIG. 2—BESIDES BEING ILLEGAL, what else do you see wrong with this capacitive reactance current limiter circuit?

out having to wait for call letters. You can make complete lists for every expected station in your area, local, distant, fringe, or manic.

If you are planning a trip, just enter the cities for each 30 miles into your route and extract a list of strong local stations to listen to. Better yet, print up a custom glove compartment book for every town that you are ever likely to visit.

We looked into FM DX tricks and techniques back in HACK86.PDF (available on www.tinaja.com). As a refresher, for local use, the best setup is an elevated ten element Yagi antenna and a 12-decibel line amplifier feeding a high quality receiver. Select one that lets you select a narrower mono IF bandwidth if needed.

You should note that local radio stations might have low-level spurs at wildly different frequencies. In my case, a local spur trashes Tucson's superb KXCI. Also, strong signals can cause cross modulation and may splatter stuff into unexpected places. So be sure your ultra-weak signal is not really just a nearby station in disguise.

Shades of Gray

There sure are a lot of "Webizens" questioning just how and why all of those "overunity" miracle motors are getting suppressed. A couple of older examples of that are called the Gray motor and the Adams motor, and there are a dozen or so other equally-improbable candidates.

The usual cause for suppression of a miracle motor is lab work that is so utterly and mesmerizingly awful that it is not even wrong. At that point, the developer will realize the error of his ways and will quietly move on to other things, or else, the supporters find working with a misguided and a wildly intractable "inventor" to flat out not be worth the hassle. Life is too short.

But given enough obstinance, the miracle motor eventually becomes a prime candidate for marketing as a "suppressed" pseudoscience rip-off, with the usual over-wording, murky copies, and shaky videos. And that is why miracle motors get suppressed: For the money. To date, there has never been any miracle motor that has been able to survive a diligent enough search for bad enough lab work. Miracle motors simply do not work.

There are several reasons for bad lab work. First and foremost is not under-

standing what true scientific experimentation, correct measurement, decent documentation, and realistic interpretation is all about. Second is confusing average and rms currents; ordinary AC meters lie like a rug! Third is failing to understand

what counter emf is and how it works. Fourth is not getting an independent verification. Fifth, and the real killer, is failing to realize just how excruciatingly difficult it is to accurately measure real power, especially with strange wave-

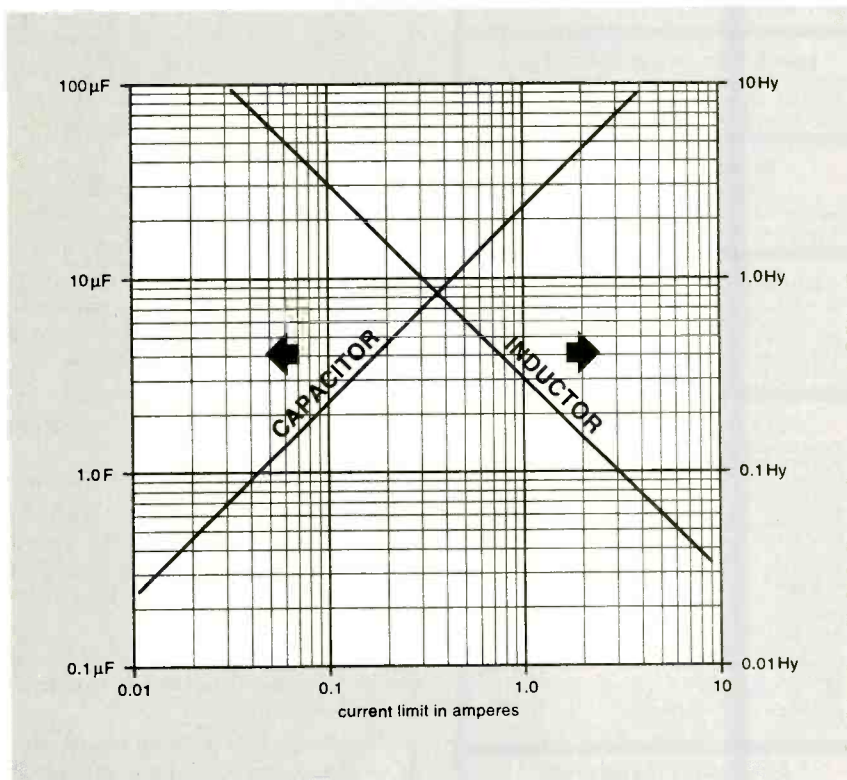


FIG. 3—MAXIMUM CURRENT LIMITING VALUES for inductors or capacitors connected to the 115-volt, 60-Hz, AC power line.

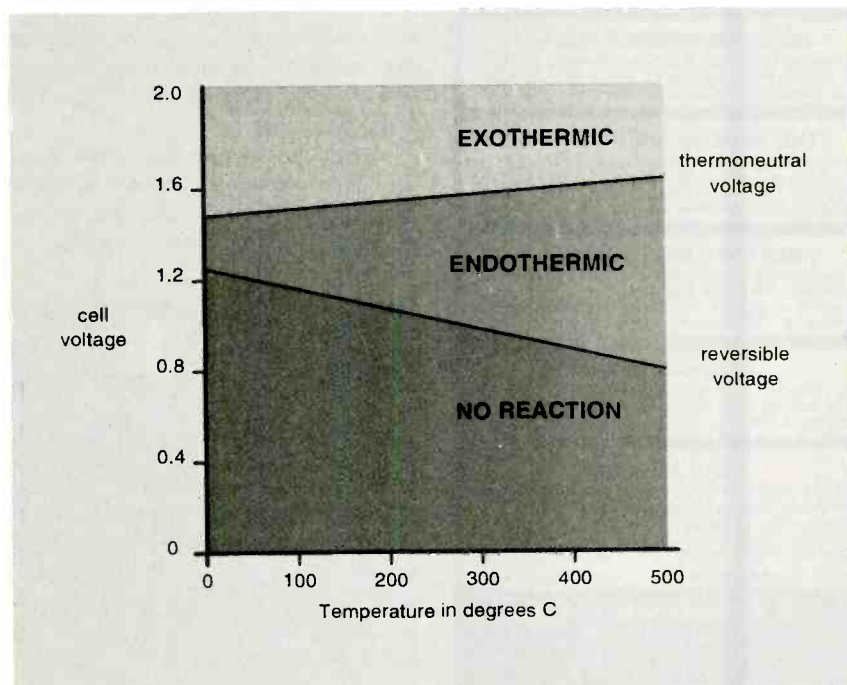


FIG. 4—NOT ALL HYDROGEN ENERGY need come from the electricity input to an electrolysis cell. Up to one sixth of the energy can sometimes come from waste heat instead. Sadly, this effect is more curious than useful.

HANDHELD-COMPUTING RESOURCES

<p>Aha! Software PO Box 391845 Mountain View, CA 94039 (800) 242-7638</p>	<p>Dynasys 182 Turnpike Rd Westborough, MA 01581 (508) 836-8700</p>	<p>Mintek 2196 Main St. Dunedin, FL 34698 (813) 734-9175</p>	<p>System ID Warehouse 1401 Capital Ave. Plano, TX 75074 (888) 397-9783</p>
<p>A.I.M. 1326 Freeport Rd. Pittsburgh, PA 15238 (412) 963-8588</p>	<p>EasyReader 2225 Sperry Ave., Suite 1400 Ventura, CA 93003 (805) 650-7888</p>	<p>Norand 550 2nd St. SE Cedar Rapids, IA 52401 (800) 553-5971</p>	<p>Teklogix 28202 Cabot Rd. Laguna Niguel, CA 92677 (714) 365-5675</p>
<p>American Microsystems 2190 Regal Pkwy. Eules, TX 76040 (800) 648-4452</p>	<p>Fujitsu Personal Systems 3545 N First St. San Jose, CA 95134 (800) 642-7616</p>	<p>Pen Computing 88 Sunnyside Blvd. Suite 203 Plainview, NY 11803 (516) 681-5208</p>	<p>Texas Micro 5959 Corporate Dr. Houston, TX 77036 (800) 627-8700</p>
<p>Antronics 19709 Scriber Lake Rd. #H Lynnwood, WA 98036 (206) 776-6758</p>	<p>Granite Communications 9 Townsend West, Suite 1 Nashua, NH 03063 (603) 881-8666</p>	<p>Portable Design 10 Tara Blvd., 5th Fl Nashua, NH 03062 (603) 891-0123</p>	<p>Texlon PO Box 21548 San Antonio, TX 78221 (210) 922-5377</p>
<p>Automatic ID News 7500 Old Oak Blvd. Cleveland, OH 44130 (216) 243-8100</p>	<p>Handheld Products 7510 E Independence, #100 Charlotte, NC 28227 (800) 782-4263</p>	<p>Puma 2550 N First St. Suite 500 San Jose, CA 95131 (408) 321-7650</p>	<p>Two Technologies 419 Sargon Way Horsham, PA 19044 (215) 441-5305</p>
<p>Compsee 400 N Main St. Mt Gilead, NC 27306 (800) 768-5248</p>	<p>ID Systems 174 Concord St. Peterborough, NH 03458 (603) 924-9631</p>	<p>QSI Corporation 2211 SW Temple, #50 Salt Lake City, UT 84115 (801) 466-8770</p>	<p>Uniform Code Council 8163 Old Yankee St. Suite J Dayton, OH 45458 (937) 435-3870</p>
<p>Data General 4400 Computer Drive Westboro, MA 01580 (508) 898-5000</p>	<p>Intermec 6001 36th Ave. West Everett, WA 98203 (800) 347-2623</p>	<p>Ryzex Remarketing 805 W Orchard Dr. Bellingham, WA 98225 (360) 734-9131</p>	<p>Warehouse Management 201 King of Prussia Rd. Radnor, PA 19089 (610) 964-4000</p>
<p>Data Limited 1312 Indiana Ave. LaPorte, IN 46350 (800) 526-1299</p>	<p>Khyber 150 N Miller Rd. Fairlawn, OH 44333 (330) 869-5555</p>	<p>Scan Tech News 275 Washington St. Newton, MA 02158 (617) 964-3030</p>	<p>Western Design Center 2166 E Brown Rd. Mesa, AZ 85203 (602) 962-4545</p>
<p>Data Vision 30 Indian Dr. Ivyland, PA 18974 (800) 486-0620</p>	<p>Measurement & Control 2994 W Liberty Ave. Pittsburgh, PA 15216 (412) 343-9666</p>	<p>Sensors 174 Concord St. Peterborough, NH 03458 (603) 924-9631</p>	<p>Wireless LAN Alliance 409 Sherman Avenue Palo Alto, CA 94306 (415) 328-5555</p>

forms, nonlinearities, sparking, noise, harmonics, fields, reactance, or subtle hidden effects.

Most of the casual free-energy enthusiasts often fail to pick up on a key point: The beginning electrical engineering students have spent over a century and a half perfecting bad lab work. They labor thousands of hours each day, year in and year out, creatively finding newer and better ways to trash up measurements, misinterpret results, fudge reports, or jump to wildly wrong conclusions. They are the undisputed all-time

world champions at this.

You have to ask: "Why have all of these bad lab work professionals consistently failed to ever find even the faintest trace of some fumes of anything even remotely overunity, while doing so with proper training, tools, and environment?" If you want to convince me your miracle motor works, you've got to: (a) prove to me you know how to measure instantaneous real power; (b) Show me one net watt of long-term continuous overunity production; and (c) Show me acceptable and independent experimental verification.

All of that is from an engineer's point of view. A scientist would also insist on: (d) show me a peer-reviewed and refereed paper in a respected mainstream journal.

More on those miracle motors is located at www.keelynet.com and at www.eskimo.com/~billb. Lots more on motor efficiency is found at www.rmi.org and www.epri.com. Finally, more on the problems measuring real power can be found in MUSE112.PDF and more on a genuine new opportunity to legally improve AC-motor efficiency is www.tinaja.com/magsn01.html.

Handheld Data Acquisition

There are lots of small, dedicated computers being used these days to do everything from logging UPS deliveries to evaluating forest stands to entering bar codes to counting cows to warehouse-inventory applications. I thought we might gather some of the key players in this area together as our resource sidebar for this month. On one hand, all of these small handhelds do their job very well. On another, they always seem pricey and klutzy "behind the curve" compared to emerging general-purpose laptops and personal digital assistants. One major reason is high non-recurring engineering (or NRE) costs. Another is the restricted sales volume caused by fragmented niche markets.

The leading two trade journals in this area are *Automatic ID News* and *Portable Design*. Other useful magazines include *ID Systems*, *Sensors*, *Measurement and Control*, *Scan Tech News*, and *Pen Computing*. There are dozens of handheld data-computer manufacturers. Your two real biggies seem to be Data General and Fujitsu Personal Systems.

A pair of outfits having case-key-board-LCD solutions are Two Technologies and QSI Corporation. Resellers of new and used gear are Ryzex Remarketing and Dynasys.

One fine Web site is Bar Code 1 at www.adams1.com/pub/russadam. Included there are book lists and extensive web links. A second site with lots of tutorial information is www.mgfx.com. A third is Aha!'s links to mobile computing at www.ahasoft.com/complink.htm.

Key trade associations are AIM, focusing on automatic data collection and identification; WLANA, the Wireless LAN Alliance; and UCC, the Uniform Code Council. Let me know if I missed anybody important here.

Another Hydrogen Resource

One good but misleadingly titled book is *Fuel From Water*, by Michael Peavey and published by Merit Products. Lindsay Books now has it in stock at \$20.

Yes, this book is clearly boom-rah boosterism that is way off scale on optimism, but it does have all of the needed numbers and solid research references you'll need to intelligently study hydrogen. There are even some accurate figures for the energy density of gasoline.

This text does point out something rather surprising: Under some rare circumstances, a hydrogen generator can

NAMES AND NUMBERS

Analog Devices

PO Box 9106
Norwood, MA 02062
(617) 329-4700

Burr-Brown

6730 S Tucson Blvd.
Tucson, AZ 85706
(520) 746-1111

Compliance Engineering

1 Tech Drive
Andover, MA 01810
(508) 681-6600

Coriolis Books

7339 E Acoma Dr., #7
Scottsdale, AZ 85260
(602) 483-0192

Cypress Semiconductor

3901 N First St.
San Jose, CA 95134
(800) 858-1810

Electronotes

1 Pheasant Lane
Ithaca, NY 14850
(607) 273-8030

Horn Speaker

PO Box 1193
Mabank, TX 75147
(903) 848-0304

InterNet

2730 Nevada Ave. S
Minneapolis, MN 55427
(800) 328-8456

Journal of Internet Law

1185 Avenue of the Americas
New York, NY 10036
(800) 638-8437

Lindsay Publications

PO Box 538
Bradley, IL 60915
(815) 935-5353

Maxim

120 San Gabriel Dr.
Sunnyvale, CA 94086
(800) 998-8800

Micro Linear

2092 Concourse Dr.
San Jose, CA 95131
(408) 433-5200

Mobile Computing

29160 Heathercliff, #200
Malibu, CA 90265
(310) 579-3400

Motorola

5005 E McDowell Rd.
Phoenix, AZ 85008
(800) 521-6274

National Renewable Energy Lab

1617 Cole Blvd.
Golden, CO 80401
(303) 231-7681

Newnes

313 Washington Street
Newton, MA 02158
(617) 928-2500

Pem

PO Box 1000
Danboro, PA 18916
(800) DIAL-PEM

Power Quality

2742 Eastman Ave., #33-34
Ventura, CA 93003
(805) 650-7070

Qualcomm Inc

6455 Lusk Blvd.
San Diego, CA 92121
(619) 587-1121

Renewable & Sustainable Energy Reviews

1617 Cole Blvd.
Golden, CO 80401
(303) 384-6604

Snaptron

2468 E 9th St.
Loveland, CO 80537
(970) 663-2820

Synergetics

Box 809
Thatcher, AZ 85552
(520) 428-4073

Texas Instruments

PO Box 809066
Dallas, TX 75380
(800) 336-5236

Unitrode

7 Continental Blvd.
Merrimack, NH 03054
(603) 424-8610

return modestly more energy than is input as electricity. In a water electrolysis cell, there are two possible energy inputs, heat and electricity. Well, with optimum conditions, as much as one sixth of the energy needed to make hydrogen can come from waste heat; the details are shown in Fig. 4. At room-temperature electrolysis, you should find a threshold of 1.23 volts; below that point, no hydrogen is produced. There is also a thermoneutral voltage of 1.47 volts where all of the reaction electricity will get converted into splitting water without adding or removing heat.

Now for the neat part: Heat gets absorbed from the surroundings in an endothermic electrolysis reaction if you are between 1.23 volts and 1.47 volts. Above 1.47 volts, your reaction will become exothermic and excess heat gets dumped to the ambient environment. Your bottom line here: Burning hydrogen releases 79.3 watt-hours-per-mole of energy. But at its optimum production point, a mere 63.5 watt-hours-per-mole have to come from electricity while 13.5 watt-hours-per-mole could be extracted from the ambient heat energy. Thus, up to one sixth of the hydrogen that is produced can sometimes come from waste heat.

Sadly, this "one-sixth" gain only takes place at low currents and low production rates. You get a lot more hydrogen a lot faster with the higher-voltage, exothermic reactions. Any gain usually is swamped by resistive cell losses as well. Finally, you can bet that if the best electrolysis cell is endothermic, the best fuel cell would pretty much have to be equally exothermic.

New Tech Lit

From Texas Instruments comes two fat data books about *Data Transmission Circuits*. One is on communication controllers, the other on line circuits. From Cypress comes their *Universal Serial Bus Specification* manual and from Qualcomm, there's a brand new *Synthesizer Products* data book.

A thorough tutorial on solar cells appears in the March/June 1997 issue of *Renewable & Sustainable Energy Reviews*. Included is a detailed bibliography. Copies may be available through the National Renewable Energy Lab. The same journal also has a geothermal-energy update in it.

Bernie Hutchins' *Electronotes* has long been the finest electronic music-

NEED HELP?

Phone or write all your US Tech Musings questions to:

Don Lancaster
Synergetics
Box 809-EN
Thatcher, AZ 85552
Tel: 520-428-4073

US email: don@tinaja.com
Web page: <http://www.tinaja.com>

synthesizer newsletter. While lower profile than before, these are most definitely still being published. Back copies also remain available.

A good Web gateway for wavelets is www.waveloe.org/wavelet/links.html.

Lots of new books this month. From Newnes, there's Stuart R. Ball's *Embedded Microprocessor Systems*. From Lindsay, his very own *Vacuum Tube Regenerative Receiver* book. From Jeff Duntemann's Coriolis Books comes great heaping bunches of new software development titles.

Are you looking for freebie samples? Available are Snap Shot dome switches from Snaptron, new flexible plastic netting from InterNet (whose company name is either a neat play on words or a really baaaad choice), and self-clinching fasteners from PEM.

Featured magazines for this month include *The Horn Speaker* on antique radio, a rather costly *Journal of Internet Law* newsletter, and *Mobile Computing* magazine.

For the insider secrets of starting up your own tech venture, pick up a copy of my *Incredible Secret Money Machine II*. Details can be found in my nearby Synergetics ad. You can preview parts of the text on my Guru's Lair site; the url for that is <http://www.tinaja.com/ismm01.html>. Also there are scads of my other reprints, e-zines, and lots of carefully chosen annotated links. You'll also find full details of my new and fast InfoPack research service on the site.

Finally, a reminder that my Guru's Lair is now welcoming banner ads at a cost that can end up well under two cents per click-through.

As usual, most of the mentioned items should appear in the Names & Numbers or the Handheld-Computing Resources sidebars. Always look there before you call our US technical help line shown in the Need Help? box you'll find nearby. As always, I look forward to hearing from you.

NEW LITERATURE

continued from page 61

1998 Answers Catalog

RadioShack
1500 One Tandy Center
Ft. Worth, TX 76102
Tel: 800-THE-SHACK
Web: www.radioshack.com

Free



CIRCLE 342 ON FREE INFORMATION CARD


The 1998 *Answers Catalog* contains dozens of pages describing a large assortment of telephony products, such as corded and cordless phones, answering machines, caller-ID units, and cellular phones. In

addition to telephones, the color-coded catalog divisions include a wide variety of products for home and office electronic needs: communications, audio, video, and computer equipment; as well as tools for the do-it-yourselfer, security devices, power controllers, adapters, clocks and weather meters, and automotive instruments. There's also electronic games and toys, and products for people with special needs.

Among the highlights of this catalog is the extensive line-up of telecommunications products and services offered by the Sprint Store at RadioShack, which will be located in more than 6,000 RadioShack stores and participating dealers nationwide. Featured among the Sprint products is the latest in wireless technology, the 100% digital Sprint PCS phone.

Readers of the catalog will find it serves as a handy reference tool for learning about electronics, with helpful how-to information on topics such as mini-satellite hookup.

EN



PERFORMANCE TESTER

(continued from page 39)

sons. The unit must also be square with the vehicle. If the unit is not lined up properly, then the measured acceleration will be in error by the sine of the angle of offset.

Once the APT is installed and calibrated, you're ready for an acceleration test. Place the car on level ground and turn on the APT. Go into the g-meter function and check the level of the APT. Go to your favorite raceway, private road, or some place where you can accelerate to 60 mph from a standing start without breaking any laws or endangering others. Put the APT in the zero-to-60-mph mode and "Waiting to go" will appear on DISP1. Begin accelerating quickly. The APT is looking for a 0.2-g "kick" to signal the start of a run. When the APT detects the start condition, the display will change to "xx ft/sec," displaying the real time velocity of the car in ft/sec. When 88 ft/sec is reached, the APT will stop accumulating velocity and will print "xx.xx sec" giving you your zero-to-60-mph time.

Other uses of the APT are braking tests. You could use the g-meter function to determine the maximum braking force. Cornering forces

PARTS LIST FOR THE AUTOMOTIVE PERFORMANCE TESTER

SEMICONDUCTORS

- IC1—LM2931AZ-5.0, voltage regulator, integrated circuit
- IC2—MC68HC705P9, microcontroller, integrated circuit

RESISTORS

- (All resistors are 1/4-watt, 5% units unless otherwise noted.)
- R1, R6—10,000-ohm
- R2, R4, R5—47,000-ohm
- R3—10,000-ohm, potentiometer, printed circuit mount
- R7—500,000-ohm, potentiometer, panel-mount
- R8—1-megohm, potentiometer, panel-mount
- R9—100,000-ohm

CAPACITORS

- C1, C2—20-pF, ceramic-disc
- C3—1- μ F, 16-WVDC, electrolytic
- C4, C6—0.1- μ F, ceramic-disc
- C5—100- μ F, 16-WVDC, electrolytic

ADDITIONAL PARTS AND MATERIALS

- B1—9-volt battery
- DISP1—16-character liquid-crystal display (Digi-Key 73-1012-ND or similar)

- J1—14-pin header (Mouser 512-QSD124 or similar)
- S1—single-pole, double-throw, momentary-contact switch (Digi-Key CKN1007-ND or similar)
- S2—Single-pole, single-throw switch (Digi-Key CKN1023-ND or similar)
- XTAL1—4-MHz crystal
- Analog Devices ADXL05EB evaluation kit (available through Allied Electronics, 7410 Pebble Drive, Fort Worth, TX 76118, Tel: 817-595-3500, Fax: 817-595-6444, Web: <http://www.allied.avnet.com>), IC socket, enclosure, PC board, ribbon cable, wire, hardware, etc.

Note: The following is available from Harrison R&D, 9802 Sagequeen, Houston, TX 77089, Tel: 281-485-7107, e-mail: dharrison@ghgcorp.com: Pre-programmed IC2, \$25.00; Main circuit board, \$10.00; Pre-programmed IC2 and main PC board together, \$30.00; Complete source code for IC2 on 3 1/2-inch diskette, \$49.00 (Please specify either IBM or MacIntosh format). Please add \$3.50 for shipping and handling to USA and Canada. Texas residents, add 6 1/4% sales tax.

could be read by rotating the APT 90° so that it can sense left or right forces.

Have fun, but be safe at all times.

Remember that trying to read the APT while driving is dangerous. Have a friend read the unit while you are doing cornering tests. Ω

JOYMOUSE

(continued from page 59)

those locations. When all of the components are installed, examine your work for any bad solder joints, solder bridges, or components that have accidentally been installed backwards.

You must decide how you want to mount the completed circuit. Two choices are presented here—a separate box that connects between the joystick and the computer or installing the circuit board inside the base of a joystick.

The connection diagram in Fig. 5 shows how to wire the Joymouse board if it is going to be installed inside a joystick. Since there are many different brands of joysticks compatible with the IBM PC, specific installation instructions are not possible. You must be able to find

the correct signal wires that need to be spliced into the Joymouse. The main trigger button (button 1) will be the left mouse button. If there is an autofire circuit connected to the buttons, either remove the autofire circuit or connect the Joymouse button inputs to the input of the autofire circuit. The cable that connects the Joymouse to the computer's serial port should be the same length as the joystick's existing cable.

It is also important to include S1 if you want to be able to switch the Joymouse between joystick and mouse operation. One final item to remember is that if you decide to modify your joystick, you will void any existing warranty from the joystick manufacturer.

If you do not want to modify a joystick, the wiring diagram in Fig. 6 shows how to build the Joymouse into a stand-alone box that would

connect between your joystick and the computer's serial and game ports. The female DB15S connector that the joystick will plug into can be mounted directly on the box. The game port and serial port connectors are best mounted on short cables. The rest of the stand-alone construction is similar to the joystick-modification method.

Testing the Joymouse. Turn your computer off, attach the joystick cable to the game port, and connect the mouse cable to the serial port used for a mouse. Adjust the trim tabs on the joystick to their center position and make sure that S1 is set to mouse operation. Turn on the computer and boot to Windows. The joystick should be centered while Windows is starting. The mouse cursor should be controlled by the joystick. Move the cursor around for

(Continued on page 104)

Electronic SHOPPER[®]

MICRO SIZE CCD VIDEO CAMERAS

MB-750U
Video Camera
\$99.95

MB-705UX
C-Mount Camera
with Lens Included;
8 or 12mm Lens
your choice!

LP-850i Lipstick
Camera

LP-850i Excellent
monitoring Camera,
and ideal for CU-SeeMe.
\$249.95

Cost Effective Color
Board Cameras
MB-1282 \$199.95
with Built-In Antenna

Pinhole Versions
Available

See More Products @

Polaris Industries
<http://www.polarisusa.com>

800.752.3571

Free Catalog

470 Armour Drive NE • Atlanta GA 30324 • Tech Info: 404-872-0722 • FAX 404-872-1038

Weeder Technologies

Add \$4
Ship/Hand
US & Canada

FREE CATALOG!



Pro-Kit

PO Box 2426, Ft. Walton Beach, FL 32549

850-863-5723

Stackable RS-232 Kits

Digital I/O - 12 I/O pins individually configurable for input or output. DIP switch addressable; stack up to 18 modules on same port for 192 I/O points. Turn on/off relays. Sense switch transitions, button presses, 4x4 matrix decoding using auto-debounce and repeat. **\$32.00**

Analog Input - 8 Input pins. 12-bit plus sign self-calibrating ADC. Returns results in 1mV steps from 0 to 4095. Software programmable alarm trip-points for each input. DIP switch addressable, stack up to 18 modules on same port for 128 single-ended or 64 differential inputs. **\$49.00**

Home Automation (X-10) - Connects between a TW523 and your serial port. Receive and transmit all X-10 commands with your home-brewed programs. Full collision detection and auto re-transmission. **\$38.50**

Caller ID - Decodes the caller ID data, and sends it to your serial port in a pre-formatted ascii character string. Example: *12/31 08:45 850-863-5723 Weeder, Terry <CR>. Keep a log of all incoming calls. Block out unwanted callers to your BBS or other modem applications. **\$34.50**

Touch-Tone Input - Decodes DTMF tones used to dial telephones and sends them to your serial port. Keep a log of all outgoing calls. Use with the Caller ID kit for a complete in/out logging system. Send commands to the Home Automation or Digital I/O kits using a remote telephone. **\$33.50**

Telephone Call Restrictors

Two modes of operation; either prevent receiving or placing telephone calls (or call prefixes) which have been entered into memory, or prevent those calls (or call prefixes) which have "not" been entered.

Block out selected outgoing calls. Bypass at any time using your password. **\$35.00**

Block out selected incoming calls. Calls identified using Caller ID data. **\$48.00**

50 MHz Frequency Counter

Reads frequency from 1Hz to 50MHz and displays up to 7 digits on a 18 character LCD. Auto-range feature provides floating decimal point and automatic placement of suffix (Hz, KHz, or MHz). Microcontroller based provides for very small parts count, only 2" x 3" big. **\$48.50**

IR Remote Control Receiver

Learns and records the data patterns emitted by standard infrared remote controls used by TVs, VCRs, Stereos, etc. Lets you control all your electronic projects with your TV remote. Seven individual I/O pins can be assigned to any button on your remote, and can be configured for either "toggle" or "momentary" action. **\$32.00**

DTMF Decoder/Logger

Keep track of all numbers dialed or entered from any phone on your line. Decodes all touch-tones and displays them on a 18 character LCD. Holds the last 240 digits in a non-volatile memory which can be scrolled through. Connect directly to radio receiver's speaker terminals for off-air decoding of repeater codes, or numbers dialed on a radio program. **\$54.50**

SPECIAL PROJECTS

We design/build/modify/repair/consult on any device/system/process/project electronic/computer/mechanical/optical (eg: phone/auto/security/Radionic/lab/energy/HV/EM/RF/radar/ultrasonic/IR/UV/commo) for business and personal/invention needs. Describe & include nonrefundable \$30 pre-engineering fee. Time & cost estimates 7-10 days. Confidentiality guaranteed.

10% OFF
Orders Over
\$100!!

TOP SECRET

NOW BIGGER AND BETTER!

CONSUMERTRONICS

P.O. Box 23097 ABQ, NM 87192-1097

ORDER TODAY! 505-237-2073

Fax: 505-292-4078

Web Adventure: www.tsc-global.com

Established in 1971. Featured on CBS "60 Minutes," Forbes, New York Times. Add \$5 total S/H (US, Canada). Sold for educational purposes only. Postal M.O. is fastest. VISA, MC OK. COD (\$49-\$999), add \$7.

STOPPING POWER METERS

STOPPING POWER METERS

As reported on "60 MINUTES" All-new 6th Edition!! Over 45 pages jam-packed with how devices can slow down (even stop) watt-hour meters - while loads draw full power! Device plugs into one outlet and normal loads into other outlets. Describes meter creep, overload droop, etc. Plans only!

THE I.G. MANUAL: External magnetic ways (applied to meter) to slow down and stop power meters while drawing full loads. Plans \$25.

KW-HR METERS: How watt-hour meters work, calibration, error modes (many), ANSI Standards, etc. Demand and Polyphase Meters. Experimental results to slow and stop meters by others. \$25.

Special! All 3 (above), Only \$59!

OFF-THE-SHELF HARDWARE

See our Catalog for Limited Warranty and all other Policies.

THE SLOT MACHINE MASTER II

Small, battery-operated. Range of about 15 feet. Originally invented by a slot machine mechanic. \$522 (11b). User Manual Only: \$98 (read below)

2-TRACK CARD READER/SLAVE-WRITER

Copy the magnetic stripe data from one data card to another! Options are available. Battery operated/portable. \$1425 (21b). User Manual Only: \$398

THE VIDEO POKER MASTER

Small, battery-operated. \$625 (11b). User Manual Only: \$95

S.P.M. EDUCATIONAL MODULE

See our "STOPPING POWER METERS" Manual + Video. \$425 (31b). User Manual Only: \$90

WILLIAMS' VAN ECK SYSTEM

Range up to 1 KM. MULTISYNC VERSION: Ideal for monitoring high-resolution monitors (VGA - SVGA). Includes our proprietary SYNREST II Module (with built-in microwave amp, tuner and Williams' NTSC-to-RGB Converter), quality multisync monitor, nominal antenna and hookups. \$3995 (60 lb). User Manual Only: \$195

◆ WYES DEMONSTRATION VIDEO TAPE: 18 minutes. \$39 (1 lb).

HI-PULSE JAMMER/ZAPPER

Jams and possibly physically wipes out EM surveillance, harassment and weapons devices (external and internal), etc. - even the newest EM devices, including implants. Portable and powerful. \$1242 (13 lb). User Manual Only: \$100

*User Manual: Instruction booklets that come with these popular items. (Do not contain schematics). If you purchase the device within 30 days of purchasing the User Manual we will deduct the full price of the User Manual from the Actual Price! There are no refunds or discounts given on User Manuals. Only Money Order, Check, or Cash accepted.

MORE! MORE! MORE!

RF/EM/ μ Wave/Radar/Ultrasonic/IR/Light/Sound Detectors/Xmitters/Jammers/Blasters ★ Security/Surveillance ★ EM Weaponry/Countermeasures ★ Neurophone/Rife/Resonant Crystal Radionics ★ Bug & Tap Detectors/Blasters ★ Lineman's Handsets ★ Phone Color Boxes ★ Voice Disguisers ★ DTMF Decoders ★ Child Finders ★ Subliminal Mixer/Amps (Ultrasonic/Infrasonic) ★ Alien Brainblasters ★ Electronic Dowsers ★ Shriek Modules ★ Ghost Detectors ★ Vortex Generators ★ Blackjack Devices ★ 6th Sense Communicators ★ More! Order Catalog Today!!

NEW

S.P.M. THE VIDEO!!

Now its easier to learn about KW-HR Power Meters than ever before! This educational video shows you how they work and their anatomy. Demonstrates SPM device and external magnetic methods used to slow and stop meters! Hosted by a top expert in the field. From the novice to the pro, an excellent source of info on these exciting devices! Great in combo with our SPM related manuals! Only \$59 for SPM video + SPM manual!!

ATMs \$39

ATM crimes, abuses, vulnerabilities and defeats exposed! 100+ methods detailed, includes: Physical, Reg. E, cipher, PIN compromise, card counterfeiting, magnetic stripe, false front, TEMPEST, tapping, spoofing, inside job, vibration, pulse, high voltage - others. Histories, law, detailed security checklist, labeled internal photos, figures. More!

CELLPHONE MOD GUIDE

How cellphones operate and are modified. Vulnerabilities to hack attack and countermeasures. Details on programming NAMs, ESNs, etc (cloning), control data formats, computing encoded MINs, ESNs, SIDHs, operating systems, PROM programming, forcing ACK test mode and resets, cable diagrams, scanning, tracking, scanner restorations, freq allocations, roaming, Step-by-steps to keypad-program 100+ popular cellphones. More! \$59

PAGER MANUAL \$29

How Pagers work, different types and uses, freqs, advantages over and uses with cellphones, and tips and tricks. How Pagers are hacked/countermeasures. And plans for a Personal Pocket Paging System (transmitter and receiver).

PHREAKING CALLER ID & ANI

How they work and dozens of ways of defeating Caller ID, ANI, '69, '57, Call Blocking, 'ing, '67 etc. Also describes ESS, SS7, CN/A, CAMA, DNR, Diverters, LD Extenders, Centrex - more! \$19.

BEYOND VAN ECK PHREAKING

Eavesdropping on TV and computer video signals using an ordinary TV described in detail. Includes security industry reports. Range up to 1 KM. Plans include both the ours and the original Top Secret Van Eck designs! \$29.

HACKING THE INTERNET \$24

The absolute latest tricks and methods being used on the Net to pirate software (warez) and the newest hacking websites. Updated every two months. Includes examples, countermeasures, password defeats, UNIX, Sprintnet, brute force methods, lots of tips, and more!

COMPUTER PHREAKING \$39

Describes in detail how computers penetrate each other, and how VIRUSES, TROJAN HORSES, WORMS, etc are implemented. Dozens of computer crime and abuse methods and countermeasures. Includes disk filled with hacker text files and utilities, and the legendary FLUSHOT+ protection system. Internet advice, password defeats, glossary - much more! Manual + PC Disk!

OTHER EXCITING TITLES

Call For Descriptions

- Hacking Fax Machines - \$29
 - PBX Hacking - \$19
 - Voice Mail Hacking - \$29
 - Beyond Phone Color Boxes - \$29
 - Hacking Answering Machines - \$19
 - By an Order of the Magnitude - \$49
 - Ultimate Success Manual - \$15
 - Internet Cons & Scams - \$19
 - Internet Tracking & Tracing - \$29
 - Cookie Terminator - \$19
 - Casino Hacking - \$18
 - Credit Card Scams - \$29
 - Radionics Manual - \$29
 - Heal Thyself - \$19
 - Stealth Technology - \$24
 - High Voltage Devices - \$29
 - The Hacker Files - \$39
 - Cons & Scams - \$29
 - Mugger, Rapist - Die! - \$8.95
 - Cryptanalysis Techniques - \$29
 - Secret & Survival Radio - \$24
 - Secret & Alternate IDs - \$15
 - Rocket's Red Glare - \$29
 - Mind Control - \$29
 - EM Brainblaster - \$29
 - The Placak Report - \$29
- More in Catalog!**

THE REBEL !!

IF YOU ORDER ANY CATALOG THIS YEAR, THIS MUST BE IT!
THE ALL-NEW TOP SECRET CATALOG FEATURES 200+ HI-TECH PRODUCTS! WILL ROCK YOUR WORLD!
MAIL \$3, OR \$1 WITH ORDER!
ORDER NOW!

PARTS EXPRESS

ELECTRONICS & MORE

**FREE
244 PAGE
CATALOG**



**UNBELIEVABLE
VALUE!**

4 Way Speaker Switch

Control up to 4 pairs of speakers with this compact speaker selector switch. Features circuit protector, heavy duty rocker switches, spring loaded terminals, and silver plated switch connectors. Includes one pair of amplifier inputs. Load to amplifier is minimum 4 ohms (with 8 ohm speakers) or 220 ohms with all speakers switched off. Net weight: 1 lb.



#EN-309-030

WAS \$22⁵⁰ EACH NOW \$15⁰⁰ EACH

"The Sound Bridge" FM Stereo Wireless Transmitter

The Sound Bridge is a mini FM wireless transmitter that can be used to broadcast stereo sound from any audio source like portable CD players, TVs, electronic games, CD-ROM, even computer soundcards, to your home stereo receiver! Adjustable from 89 to 95.5 MHz.



**HOT
NEW
ITEM!**

#EN-249-220

\$14⁹⁵ EACH

Weller Professional Irons

Weller




Perfect for a variety of electronic soldering work, this top quality iron features a long life, double coated tip and a quick change, plug-in heater element. Lightweight handle includes a comfortable cushioned grip. Net weight: 1/2 lb.

#EN-372-110 (25 Watt) \$30⁹⁰ (1-3) **\$28⁵⁰** (4-UP)
#EN-372-112 (35 Watt) \$38⁹⁰ (1-3) **\$34⁹⁵** (4-UP)

Home Theatre In-Floor Subwoofer

To fully appreciate the potential of movie soundtracks, a dual voice coil subwoofer is a must! Many film special effects are extremely demanding in the low frequency range and require a subwoofer that can duplicate explosions, earthquakes, even the footsteps of Tyrannosaurus Rex! This subwoofer fits the bill by featuring a 10" dual voice coil woofer for true stereo operation and high pass filters for your main speakers. The most unique feature of this subwoofer is the fact that it is designed to be mounted in between the floor joists in new and existing home constructions. Simply mount the in-floor sub to the joists and mount a heat register grill above opening in subwoofer front enclosure. The subwoofer is now totally out of view and ready to rumble! Includes detailed installation manual.



Specifications: 10" dual voice coil treated paper cone woofer with poly foam surround ◆ Frequency response: 30-100 Hz ◆ Nominal Impedance: 8 ohms per coil ◆ Power handling: 100 watts RMS channel/140 watts max ◆ SPL: 89 dB 1W/1m ◆ Dimensions: 27" D x 14-5/8" W x 9" H ◆ Net weight: 29 lbs.

#EN-300-445

\$139⁹⁵ EACH

Peak Instrument Co.

"The Woofer Tester"

Peak Instrument Co. proudly introduces "The Woofer Tester". Just ask any loudspeaker engineer, and they will tell that the only way to design enclosures of the correct size and tuning is to measure the Thiele-Small parameters for the actual drivers to be used. The reason? Manufacturers published specs can be off by as much as 50%! But until now, measuring the parameters yourself required expensive test equipment and tedious calculations, or super expensive measurement systems (\$1,200 to \$20,000). The Woofer Tester changes all that. Finally, a cost effective, yet extremely accurate way to derive Thiele-Small parameters, in only minutes! The Woofer Tester is a combination hardware and software system that will run on any IBM compatible computer that has EGA or better graphics capability and an RS232 serial port. The Woofer Tester will generate the following parameters: Raw driver data: Fs, Qms, Qes, Qts, Vas, BL, Re, Le, SPL @ 1W/1m, Mmd, Cm, and Rm. Sealed box data: Fsb and system Q. Vented box data: Fsb, ha, alpha, and Q loss. The Woofer Tester system includes hardware, test leads, serial cable, AC wall adaptor, detailed instructions, and software.

QUICK AND ACCURATE MEASURES:
Fs, Qms, Qes, Qts, Vas, BL, Re, Le, SPL @ 1W/1m, Mmd, Cm, and Rm

◆ 30 DAY MONEY BACK GUARANTEE
◆ 1 YEAR WARRANTY ◆ SAME DAY SHIPPING

#EN-390-800

\$249⁰⁰ EACH

900 MHz Wireless Speaker System

- ◆ 900 MHz technology sends signal up to 180 ft., through walls, floors and ceilings.
- ◆ Ideal for use as rear surround speakers or for adding wireless sound to every room in the house!
- ◆ Full range, bass reflex design with built-in high power, low distortion amplifier.
- ◆ Weather resistant cabinet for outdoor use.
- ◆ Selectable battery (six C size for each speaker) or AC operation, adaptor included. Built-in recharging circuitry for ni-cad batteries.
- ◆ System includes: 900 MHz transmitter, wireless speaker pair, AC adaptors, and all cables necessary to hook up system.
- ◆ Limited availability. ◆ Net weight 9 lbs.
- ◆ Frequency response: 20-18KHz.



#EN-319-030

\$169⁹⁵ EACH

Dayton Loudspeaker Co.®



◆ 30 day money back guarantee ◆ \$20.00 minimum order
◆ We accept Mastercard, Visa, Discover, and company C.O.D. orders
◆ 24 hour shipping ◆ Shipping charge = UPS chart rate + \$1.90 (\$5.00 minimum charge) ◆ Hours 8:00 am - 8:00 pm ET, Monday - Friday 9:00 am - 5:00 pm Saturday. Mail order customers, please call for shipping estimate on orders exceeding 5 lbs. ◆ Foreign destination customers please send \$5.00 U.S. funds for catalog. ◆ Quantity pricing available.

1-800-338-0531

340 E. First St., Dayton, OH 45402-1257
Phone: 937-222-0173 ◆ Fax: 937-222-4644
E-Mail: sales@parts-express.com


CIRCLE 262 ON FREE INFORMATION CARD

www.americanradiohistory.com

Quality Reconditioned TEST EQUIPMENT

Hewlett-Packard 3586B

Selective Level Meter, makes carrier measurements to 32.5 MHz, voice channel measurements from 50 Hz to 100 kHz.



\$850.00

Hewlett-Packard 8901A

Modulation Analyzer, frequency range 150 kHz to 1300 MHz, measures AM and FM to 1% accuracy, measures RF frequency and RF power. Completely automatic. Opt 001, HP-IB.

\$3500.00

Hewlett-Packard 8901B

Modulation Analyzer, frequency range 150 kHz to 1300 MHz, measures RF frequency and RF power, completely automatic, has RF rear panel connectors. Other options available.

\$5200.00

Hewlett-Packard 8903B

Audio Analyzer, 20 Hz to 100 kHz, combines the functionality of a low-distortion audio source, frequency counter, high performance distortion analyzer, ac/dc voltmeter, and SINAD meter. Options available.

\$5000.00

Hewlett-Packard 436A



Digital Power Meter compatible with the entire series of HP 8480 sensors. 100 kHz to 50 GHz, sensor dependent, -70 to +44 dBm, sensor dependent. New, with opt 022, HP-IB.

Special \$1950.00

Narda 370 BNM Termination

Dc to 18 GHz, Power 5W, Type n, male.

New \$20.00 each

or

10 for \$175.00

Hewlett-Packard 1650A

Logic Analyzer, Timing: 100 MHz on all 80 channels, State: 25 MHz on all 80 channels, Memory 1 kbit/channel, HP-IB, "auto-scale" sets up parameter with the push of a button.

\$1995.00

Hewlett-Packard 1650B

Logic Analyzer, Timing: 100 MHz on all 80 channels, State: to 35 MHz for all 80 channels, Memory: 1kbit/channel, HP-IB, supports most 8, 16 and 32 bit microprocessors.

\$2750.00

Hewlett-Packard 8642A

Synthesized Signal Generator, 100 kHz to 2.115 GHz, <-134 dBc/Hz SSB phase noise at 20 kHz offset, -100 dBc nonharmonic spurious, +20dBm maximum output level.

\$19,995.00

Hewlett-Packard 8568A

Spectrum Analyzer, 1000 Hz to 1500 MHz, -137 dBm to +30 dBm amplitude range, features frequency counter accuracy, digital display, store and recall control settings, HP-IB.

\$13,000.00

Hewlett-Packard 8568B Opt E96

Spectrum Analyzer, 100 Hz to 1500 MHz, resolution bw from 1 kHz to 3 MHz in a 1, 3, 10 sequence. Phase noise is 107 dBc. Amplitude is -135 to + 30 dBm. Please call for Special option information.

\$19,750.00

Hewlett-Packard 8970B

Noise Figure Meter, 10 to 16 GHz, swept or CW measurements, accurate and simple, second stage correction, noise figure and gain display.

\$11,750.00

Hewlett-Packard 3312A

Function Generator, 0.1 Hz to 13 MHz in 8 decade ranges, AM/FM, sweep, trigger, gate, and burst. Includes dc offset up to 10 V p-p into 50Ω.

Special \$850.00

Hewlett-Packard 53310A


Modulation Domain Analyzer, 200 ps rms single-shot resolution, 1 ps with averaging, modulation and jitter analysis.

\$6750.00

Tektronix 2336 Oscilloscope

Dc to 100 MHz bw, 5 mV/div to 5V/div, 5 ns/div sweep rate, delta time on the flip cover. Includes 2 probes.

Special \$850.00



Hewlett-Packard 4274A Opt. 002

LCR Meter, multi-function, 100 Hz to 100 kHz in 11 spot frequencies, 1 mV to 5 Vrms, 0.1%, high resolution 5.5 digit. Opt 002, 0 to ±99.9 V internal dc bias, resolution: 100 mV steps.

\$4750.00

Hewlett-Packard 4275A

LCR Meter, multi-function, 10 kHz to 10 MHz in 10 spot frequencies, 1 mV to 1 Vrms, 0.1%, high resolution 5.5 digit. Has opt 002, 0 to ±99.9 V internal dc bias, resolution: 100 mV steps and F17, F18.

\$4950.00

Hewlett-Packard 5370B

Universal Time-Interval Counter, 11 digits/s freq. resolution, 20 ps single shot LSD, +100 ps accuracy achievable, frequency and period to 100 MHz, 8000 measurements possible, built-in stats functions.

\$2750.00

Tektronix 494P

Spectrum Analyzer, 10 kHz to 21 GHz, (capable of up to 325 GHz with external waveguide mixers, not supplied), nonvolatile memory storage, direct plot capability, keypad data entry.

\$12,500.00

(602) 483-6202 • Fax (602) 483-6403

14455 North 79th Street, Unit #C • Scottsdale, Arizona 85260

WANTED: USED TEST EQUIPMENT

**DANBAR
SALES COMPANY**

CIRCLE 235 ON FREE INFORMATION CARD

**WE'VE
GOT
IT!**

MCM ELECTRONICS®

Prices Effective
December 1
through
January 30, 1998

To take advantage of
special pricing on the
items listed, you must
provide this code: ▼

**SOURCE CODE:
ENS42**



#72-7051




#72-7043

**Your
Choice
\$19.95**

Current Meters
Inexpensive ammeters are ideal for any DC current measuring application including charging systems.

Induction type sensing only requires cable to be placed in slot frame on the rear of meter case, no electrical connections or leads to hook up.

Order #	Current range
72-7051	-100-0-100 Amp
72-7043	-30-0-30 Amp



**Round Analog
Panel Meters**

These meters feature rugged steel backs, U-clamp flush mounting, fade proof lithographed metal dials and glass fronts. Dimensions: 2" (D) x 1.5" (D). Accuracy 3%

Order #	Range
72-7047	0-15VDC
72-7048	0-50VDC
72-7049	0-5mADC

**Your
Choice
\$19.95**



**TENMA®
Manual
Ranging DMM**

Features 3 1/2 digit LCD display, DC voltage measurement up to 600V, transistor, diode and battery test. Also

measures AC voltage to 500V, DC current to 2A, and resistance to 2000Kohm. Holds er, manual and test leads included. Requires one 9V battery not included (#290-080)

Order # **72-2055** Reg. ~~\$31.95~~ **\$27.00**

**SAVE
15%**



**MCM AUDIO SELECT™
Shielded Woofer**

This high quality polypropylene cone woofer features rubber surround and shielded magnet, making it ideal for home theater applications. Great for cabinet upgrade or original design, this woofer will meet all of your needs.

Order # **55-1191** Reg. ~~\$15.95~~ **\$13.95**

**SAVE
\$2**

MCM is the leading supplier to the consumer electronics service industry. Additionally, hobbyists, educators and even manufacturers have looked to MCM for all of their component needs. Call today for your free catalog!



**2 Meter, 50 Watt
Ham Radio Amplifier**

Rated output is easily obtained with 5W in. Requires only 1W to drive. 18dB GaAs FET switchable pre-amp. 144-148MHz operation only.

Order # **111-2100** Reg. ~~\$159.00~~ **\$99.00**

**SAVE
38%**

Alinco magnet speakers commonly used in portable radios, tape recorders or projects. All have 8ohm coil. Many other sizes and ferrite magnet versions available.



Order #	Size	(ea.)
52-085	1 1/2"	\$1.59
52-095	2"	\$1.59
52-105	2 1/2"	\$1.69
52-115	3"	\$1.89
52-120	3 1/2"	\$2.29



**FREE
Catalog!**

1-800-543-4330

www.mcmelectronics.com

Hours: M~F 7 a.m.-9 p.m., Sat. 9 a.m.-6 p.m., EST.



**Computer
Monitor
Repair
Tech Disk**

Software easily installs on PC compatible computers. Simply key in monitor model or chassis number and case histories with problems and solutions are displayed. Your own problems/solutions can be added.

Order # **81-2475** Reg. ~~\$29.95~~ **\$24.95**

**SAVE
\$5**



**The
Modem
Guide**

Comprehensive list of over 170 different modems and their complete settings. Also lists all major manufacturers, with U.S. offices, and phone, fax, Internet and E-mail addresses for each.

Order # **81-2418** Reg. ~~\$12.95~~ **\$9.95**

**SAVE
\$3**



MCM ELECTRONICS®
650 CONGRESS PARK DR.
CENTERVILLE, OH 45459
A PREMIER FARNELL Company

SOURCE CODE: ENS42

AMAZING PRODUCTS!



ELECTRONIC & SCIENTIFIC DEVICES

ALL NEW! LASER WINDOW BOUNCE SCIENCE PROJECTS

USES SCATTERED AND DIRECT REFLECTIONS

Remarkable concept allows user to hear sounds within a premise over a beam of laser light reflected from a window or similar surface. Experimental device provides hours of interesting and educational use. Utilizes a visible red laser that simplifies alignment and discourages illegal use. Usable range will vary—expect about 20 to 50 meters. Optional lens will increase range 200 to 400 meters! Further range requires expensive optics. Requires a sturdy video tripod (not incl.) Caution-check local law in your state if planning to use for accessing oral communication.



- LWB5 Plans.....\$20.00 LWB5K KIT/PLANS.....\$149.50
- LWB50 Ready to Use With Selected Laser Pointer.....\$199.50
- LWB70 Above With High Performance Laser Gun Sight, Long Range Extender Lens and Cushioned Headsets.....\$299.50

\$59.95 6 TRANSMITTER Projects

CAUTION: Check Public Law 90-352

- 1 Super Sensitive Ultra Clear 1 Mile+ Voice Transmitter
 - 2 1 Mile + Telephone Transmitter
 - 3 Telephone "DROP IN" Transmitter Line Powered- Needs No Batteries!
 - 4 Tracking/Homing Beacon "Beeping Transmitter"
 - 5 Transmitter Rebroadcasts Video or Audio Outputs
 - 6 Short Range TV/FM Disrupter NEAT PRANK!!! Discretion Advised
- All 6 Above Kits Plus FREE Intro Data Pack on "HELPFUL HINTS" Using Wireless Devices
- COMBOX Kits and Plans.....\$59.50

ULTRA BRIGHT LASERS

4 to 7x brighter 650-630 nm Radiation
ALL METAL CONSTRUCTION
1 YEAR WARRANTY

BATTERIES INCLUDED

- LAPN65 15mw equiv 2000 ft.....\$29.95
- LAPN63 30mw equiv 3000 ft.....\$69.95

FOCUSABLE LASER POINTER

LAPN65F Focusable Above LAPN65...\$59.95

TRANSISTORIZED TESLA COIL

Turns a Light Bulb into a Spectacular Plasma Display
Transmits Wireless Energy
Noiseless Operation
Pyrotechnic Effect
12 VDC/5 Amps or Battery
115 VAC Optional Converter
Adjustable Frequency
Control For Effect

- TCL5 Plans.....\$8.00
- TCL5K Kit/Plans.....\$59.50
- TCL50 Ready to Use.....\$99.50
- 12DC/7 12VDC@7Amps.....\$39.50

NEW CYBERNETIC EAR!

Use For Courtesy Lowering of TV Volume Control etc. Detect Rattles and Other Mechanical Abnormalities, Leaking Gases, Air, or Corona. Great Safety Aid for Shop Owners!
Enhances Most Hearing 3 to 4 Times!
Adjustable Volume Control, Fits Easily into Either Ear. Many Many Uses!

3 MI TELEPHONE TRANSMITTER

Tunable On FM Broadcast. Excellent Telephone Project. Only Transmits When Phone is Used

- VWPM7K Kit/Plans.....\$39.50
- BEEP1K BEEPER ALERT KIT.....\$19.95

ELECTRIC CHARGE GUN WITH 15 FOOT RANGE!

Stuns and Immobilizes Attackers From a Distance. More Knockdown Power than a Handgun!
Check Your State Legality

- FREE! 100KV Stun Gun
- ECG10 With STUN100.....\$249.50

STUNGUNS SOLD SEPARATELY

- STUN200 200KV StunGun.....\$49.50
- STUN300 300KV StunGun.....\$69.50

INFORMATION UNLIMITED DEPT EN1097
BOX 716 AMHERST, N.H. 03031

JACOBS LADDER

Observe a pyrotechnical display of "traveling" fiery plasma. Starts off as 1/2" arc and expands to over 3" before evaporating into space. This is an excellent attention getting display as well as a winning science project!! With arc control.

- JACK1 Plans.....\$8.00
- JACK1K Kit Minus Case.....\$129.50
- JACK10 Ready to Use.....\$249.50

12KVGEN20 Pwr Supply Only.....\$99.50
12KVGEN2K Kit of Pwr Supply.....\$79.50

250KV TESLA COIL

10-14" of Explosive Bolts of Lightning
Transmit Wireless Energy
Strange and Bizarre pyrotechnical effects.
Ion Motors Anti-Gravity
Size 20" H x 8" Sq
Weight - 25 Pounds
115 Volts/2 Amps AC
Labeled "Use Caution"

- BTC3 Plans.....\$15.00
- BTC3K Kit/Plans.....\$349.50
- BTC30 Ready to Use.....\$449.50
- BTC4 Plans, 500kv Unit.....\$20.00

HIGH CRIME AREA SECURITY!

INFINITY+ TRANSMITTER

ROOM MONITOR/ LINE GRABBER/CONTROLLER
MONITOR YOUR PREMISES
Avoid car thieves and break-ins.
ACCESS ON GOING CALLS
Long distance teenagers!
CONTROL 8 APPLIANCES
Remote control your homelife!
EXTRA ADDED FEATURE!!!
Detect those COIN HANDY
Toll Calls Made From Pay Phones!

- TELCON3 Plans.....\$10.00
 - TELCON3K Kit/Plans.....\$99.50
 - TELCON30 Ready to Use.....\$149.50
- Programmed With built in BEEPER ALERT

PHASOR BLAST WAVE PISTOL

130 db of Directional Sonic Shock Waves Energy
Handheld and Battery Operated

- PPP1 Plans.....\$8.00
- PPP1K Kit/Plans.....\$49.50
- PPP10 Ready to Use.....\$79.50

ATTENTION! HIGH VOLTAGE EXPERIMENTERS

Battery Powered Mini Sized Modules for research in: HOVERCRAFT, ION GUNS, FORCE FIELDS, SHOCKERS etc

- MINIMAX4 4KV@10ma.....\$19.50

BURNING LASER RAY GUN

UTILIZES LOSSLESS ENERGY CHARGING
All Parts Available
A FUTURISTIC CONCEPT!!

- LAGUN2 Plans.....\$20.00

BURNING CO2 BENCH LASER

HOTTER THAN MOST TORCHES!
All Parts Available

- LC7 Plans.....\$20.00

KINETIC ELECTRIC GUN

PIONEER A FUTURISTIC WEAPON!
500 Joules Energy Storage
Constant Current Charging
Triggered Spark Switch
Ballistic Velocities
Handheld Battery Operated
Labeled A Dangerous product

- EGUN1 Plans with Parts List.....\$20.00
- All Parts are Individually Available

3MI FM BC TRANSMITTER

Safety Product Allows Listening to Children or Invalids in Hazardous Areas, Pools, Ponds etc. Great Security Intrusion Alert! Uses FM Table Top Radio.

- FMV1K Kit/Plans.....\$39.50

ION RAY GUN PROJECTS ENERGY!

Star Wars Technology
Demonstrates Weapons Potential!

- IOG7K Kit/Plans.....\$99.50

GRAVITY GENERATOR

Demonstrates a unique phenomena of electrical reactions that produce the effect of "anti-gravity". You build and levitate a small mock space ship from simple materials. Excellent scientific demonstration of a fascinating method of levitation. Levitate an Object!

- GRA1 Plans and Book.....\$20.00
- GRA1K Pwr Sup Kit/Plans...\$99.50
- GRA10 Assbl'd Pwr Sup...\$149.50

ELECTRONIC HYPNOSIS AND MIND CONTROL

Generates Highly Effective Audible and Visual Stimuli With Bio-Feedback That Can Induce Hypnotic as Well as ALPHA Relaxed States of the Mind. Place Subjects "Under" Your Control. Enhances Hidden PSYCHIC Ability in Many People!

- MIND Plans.....\$15.00
- MIND2K Kit and Plans.....\$49.50
- MIND20 Assembled.....\$79.50

TELEPHONE TAPING SYSTEM EXTENDED X4 PLAY

Tapes Phone Conversation 20 Minute Input 21 Check Latest

- TA30X Ready to Use.....\$84.50
- BEEP10 Beeper Alert.....\$29.95

SHOCK FORCE FIELD/VEHICLE OBJECT ELECTRIEFER

Hard Shock Balls, Handle, Electrically Operated. Great Feedback for Those Who are! CAUTION: Mantrapping is Illegal!

- SHK1K Kit of Pwr Module...\$19.50

ATTENTION!! RAILGUN EXPERIMENTERS HIGH ENERGY PULSER

RAIL GUN, COIL GUN, EXPLODING WATER, ANTIGRAVITY, MASS WARPING, LEVITATION, PLASMA PROPULSION, LATTICE SNAPPING, EMP etc

- Lossless Energy Charging
- Programmable Voltage to 2 KV and Energy Control to 3 KJ
- Triggered Spark Switch (IKJ)
- Universal 12 VDC or 115 VAC
- 7.5 X 7.5 X 7" Light weight

- HEP3 Plans High Energy Pulser/Ignitor.....\$15.00
- HEP3K Kit/Plans (Minus Energy Storage).....\$199.50
- HEP30 Assembled (Minus Energy Storage).....\$299.50
- HEPCAP 800 Joules Energy Storage.....\$199.50

We Accept MC, VISA, Cash, MO, Checks. Please add \$5.00 Shipping. COD Orders Add Additional \$4.75. REQUEST A FREE CATALOG!!

24 Hr Toll FREE "Orders Only" Line 1-800-221-1705
Fax Your Order to 1-603-672-5406
9 to 5 pm EST Information Line 1-603-673-4730
See Our Web Site at <http://www.amazing1.com>

**OVER
30,000
ITEMS
IN STOCK**

Dalbani®

The Ultimate Saving Source

**LARGE VARIETY
SAME DAY SHIPPING**

Over 6,000 new items

SHIP UP TO
5lbs
FOR ONLY

\$3.95




2nd Day Air



Plus handling & C.O.D. charge if it applies

Audio/Video Service Parts
Audio/Video Accessories
Professional Audio
Security Products
Connectors
Technician Aids
Chemicals
Test Equipments
Soldering Equipment
Automotive Products
Automotive Installation Kits



**Over 15,000
Original SEMI in stock.**



Dalbani®

4225 NW 72ND AVE. MIAMI, FLORIDA 33166
TEL : (305) 716-1016 ----- FAX : (305) 594-6588

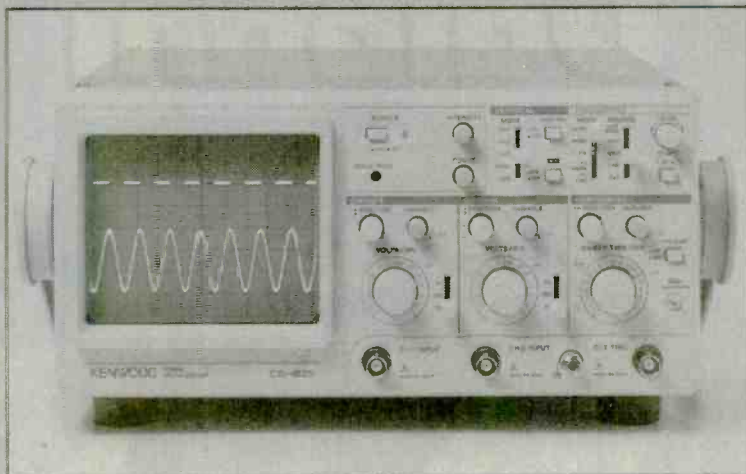
TO ORDER A CATALOG CALL "258"

1-800-325-2264

CIRCLE 317 ON FREE INFORMATION CARD

KENWOOD

*...from the company you've
been listening to for years...*




2-Channel, 20-MHz

CS-4125

Regular \$595

Sale \$389



2-Channel, 40-MHz Oscilloscope

CS-4135

Regular \$855

Sale \$685

***Hybrid IC Technology is the Key to the High
Quality and High Reliability at Low Cost!***

- **FIX SYNCHRONIZATION** detects the trigger level automatically for the acquisition of stationary waveforms without complicated sync level adjustments.
- **VERT MODE TRIGGERING** enables the acquisition of stationary waveforms for both CH1 and CH2 even when the input signals to the two channels have different frequencies.
- **HIGH WITHSTAND INPUT** voltage of 400V (800Vp-p).
- **RELAY ATTENUATORS** are provided for reliable logic switchover.
- **SCALE ILLUMINATION** (CS-4135 only)
- **DIMENSIONS** (WxHxD): 300(343) x 140(150) x 415(430)mm () including protrusion.
WEIGHT: approx. 7.2kg (CS-4135) approx. 7kg (CS-4125)



PRINT™
Products International

**Call for your free 84 page test instrument catalog today!!!
8931 Brookville Road * Silver Spring, Maryland * 20910**

*** Phone 800-638-2020 * Fax 800-545-0058 * email SMPRODINTL@AOL.com**

Tech-Systems Electronics Inc.

Ph. (800)435-1516 Fax. (732)280-0111

HP 8443A Tracking Generator/Counter **\$495**

100Khz to 110Mhz
This tracking generator is for the 8553B. It provides a swept source for frequency measurements. The 8443A has a built-in 7 digit frequency counter.



Over 6,000 instruments in stock

HP 8444A Tracking Generator **\$850**

500Khz to 1300Mhz
This tracking generator is for the 8554B, 8555A and 8558B. It provides a swept source for frequency measurements.

HP 8444A Option 059 **\$1,095**

500Khz to 1500Mhz



\$595

HP 3455A Digital Multimeter

The 3455A is a microprocessor controlled 5 1/2 or 6 1/2 digit integrated voltmeter for bench or systems applications. The standard instrument measures dc volts, ac volts, and resistance. HP-IB, auto, or manual ranging are also standard.

Sencore SC61 Waveform Analyzer **\$1,050**

60Mhz Bandwidth
2 input channels
Waveform Measurements
Full Programmability IEEE-488
5mV to 2000V
Included Accessories:
operators manual, 2 probes

Hewlett Packard 8654A Signal Generator

10 to 520Mhz
Calibrated output power
-130 to +10dBm output level
AM and FM modulation

\$795

Tektronix 465
100Mhz at 5mV/div
2 Channel **\$595**
2nS/div Sweep Rate
X10 Sweep Magnification
Trigger View

Tektronix 475
200Mhz at 5mV/div
2 Channel **\$750**
1nS/div Sweep Rate
X10 Sweep Magnification
Trigger View

Hewlett Packard 1630D Logic Analyzer
Timing analysis up to 100Mhz to check hardware and status signals.
State analysis at 25 Mhz to trace program and software flow.
Analog analysis at 200 megasamples/second to verify data voltage and time parameters.
Features: 43 channels, 1K memory, 3 clocks, demultiplexing, and HP-IB, HPIL programmable

Including PODS **\$895**

Hewlett Packard 5328A/031, 011

1300Mhz Universal Counter
9 Digit LED Display **\$995**
100ns or 10ns time intervals
T.I. averaging to 10ps resolution
With option 011 HP-IB



Wavetek 270 Function Generator **\$995**

The 270 is a compact and versatile 0.01Hz to 12Mhz programmable function generator. With a digital display the 270 can store up to 200 complete settings in memory for fast recall. Output amplitude 0.01 to 10V into 50 Ohms. This unit weighs 14lbs.



Tektronix 1502/04 Cable Tester **\$1,295**

AC or Battery Powered, With Chart Recorder
The Tek 1502 can provide 0.6 inch resolution on short cables and up to 2000 feet of cable, but with decreasing resolution as distance increases. The unit is matched to 50 ohm cables, but may be used on others by adjusting the gain control.

Hewlett Packard 141T Storage Mainframe

20Hz to 18Ghz depending on the plug-in.
6 plug-ins to chose from.
4 RF Sections and 2 IF Sections.
Absolute amplitude calibration
Frequency calibration
High resolution

\$695 Price doesn't include new CRT



Tektronix 7603 System

- DC-75Mhz Bandwidth
- CRT Readout **\$595**
- 6.5 inch CRT

Systems complete with 3 plug-ins: two 7A18 Amplifiers and one 7B53A timebase.

Tektronix 7623A System

- Storage Oscilloscope
- This mainframe holds 3 plug-ins
 - DC-100Mhz Bandwidth
 - Long View Time **\$695**

Buy a **NEW HP 141T CRT \$395**

While supplies last
This could be your last chance to buy a NEW CRT for your HP 141T

10 DAY RIGHT OF RETURN, 90 DAY GUARANTEE
TRY ANY INSTRUMENT FOR 10 DAYS RISK FREE

CIRCLE 273 ON FREE INFORMATION CARD

www.americanradiohistory.com

CALL TOLL FREE
 (800) 292-7711 orders only
 Se Habla Español

C&S SALES
 EXCELLENCE IN SERVICE

LOOK FOR OTHER
 MONTHLY SPECIALS
 ON OUR WEBSITE

NEW **XK-700 Digital / Analog Trainer**
 Elenco's newest advanced designed Digital / Analog Trainer is specially designed for school projects. It is built on a single PC board for maximum reliability. It includes 5 built-in power supplies, a function generator with continuously sine, triangular and square waveforms and a 1560 tie point breadboard area. Tools and meter shown optional. (Mounted in a professional tool case made of reinforced metal).

XK-700
Assembled and Tested
\$189.95

XK-700 - SEMI KIT
 w/ Fully Assembled PC Board
\$174.95

XK-700K - Kit
\$159.95



Made In the USA

Volt Alert™ By FLUKE

Volt Alert™ is the new pocket-sized AC line voltage detector from Fluke. Easy to use - just touch the tip to an outlet or cord. When it glows red, you know there's voltage in the line. Electrician's, maintenance, service, and safety personnel can quickly test for energized circuits and defective grounds on the factory floor, in the shop, or at home.

- Fits in shirt pocket for convenience
- All outer surfaces are nonconductive for safety
- Detects voltage metallic contact.



#1AC \$19.50

DIGITAL LCR METER
Model LCR-1810 **NEW**



\$99.95

- Capacitance .1pF to 20µF
- Inductance 1m H to 20H
- Resistance .01Ω to 2000MΩ
- Temperature -20°C to 750°C
- DC Volts 0 - 20V
- Frequency up to 15MHz
- Diode/Audible Continuity Test
- Signal Output Function
- 3 1/2 Digit Display

20MHz Sweep / Function Generator with Freq Counter
B&K 4040

- 0.2Hz to 20MHz
- AM & FM modulation
- Burst Operation
- External Frequency counter to 30MHz
- Linear and Log sweep
- 10MHz B&K 4017 \$309
- 5MHz B&K 4011 \$239



\$399

15pc VCR Service Tool Kit
TK-1400



Ideal for both the do-it-yourself or the professional. 15 tools in a black vinyl case.

\$31.95

Model XP-581

4 Fully Regulated DC Power Supplies in One Unit
 4 DC voltages: 3 fixed - +5V @ 3A, +12V @ 1A, -12V @ 1A
 1 Variable - 2.5 - 20V @ 2A

\$89.95



SATELLITE FINDER
Model SF-100A

- Aligns Satellite Dishes
- Range 950-2050MHz
- Audio Tone
- Compact Size
- Self Power Check



\$39.95

Digital Multimeter
Model M-1700

\$39.95

11 functions including freq to 20MHz, cap to 20m F. Meets UL-1244 safety specs.



Technician Tool Kit
TK - 1500



28 tools plus a DMM contained in a large flexible tool case with handles ideal for everyone on the go.

\$49.95

Kit Corner
 over 100 kits available

AK-700

\$14.95

Phone kit with training course.



REMOTE CONTROL CAR KIT
MODEL AK870

- 7 functions
- Remote control included

\$24.95

No Soldering Required



Model AM/FM-108K
Transistor Radio Kit

with training course

\$29.95



35mm Camera Kit

Learn all about photography

\$14.95 AK-540



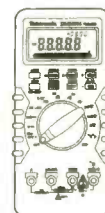
No Soldering Required

The New DMM900 Series Handheld Digital Multimeters

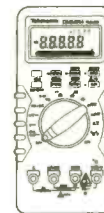
For high-performance digital multimeters that are accurate, reliable, and rugged, the DMM900 Series extends the Tektronix line of already affordable DMMs. Twice the accuracy. Up to 10 times the resolution. And a full range of capability that spans voltage, current, digital multimeters features a dual numeric display, 3-year warranty, and autoranging capability. All backed by the reliability of the Tektronix brand.

Features
DMM912, DMM914, DMM916

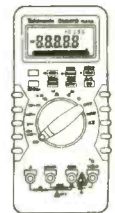
- 40,000 Count Display
- 0.06% Basic DC Volts Accuracy (DMM916)
- DC Voltage Ranges from 400mV to 1,000V
- AC Voltage Ranges from 4V to 750V (True RMS)
- AC and DC Current Ranges from 10,000µA to 10A
- Resistance Ranges from 400Ω to 40MΩ
- Capacitance Ranges from 4nF to 40µF
- Frequency Ranges from 400Hz to 2MHz
- Temperature Measurements from -50°C to +980°C (DMM916, DMM914)
- 3 Year Warranty
- CE Marking



DMM 912
\$189



DMM 914
\$235



DMM 916
\$275

GUARANTEED LOWEST PRICES ON TEK DMMs

WE WILL NOT BE UNDERSOLD C&S SALES, INC.

150 W. CARPENTER AVENUE
 WHEELING, IL 60090

FAX: (847) 541-9904 (847) 541-0710

http://www.elenco.com/cs_sales/



15 DAY MONEY BACK GUARANTEE

FULL FACTORY WARRANTY

PRICES SUBJECT TO CHANGE WITHOUT NOTICE

UPS SHIPPING: 48 STATES 5%
 OTHERS CALL FOR DETAILS
 IL Residents add 8.25% Sales Tax

CIRCLE 329 ON FREE INFORMATION CARD

www.americanradiohistory.com

Same Day
Shipping

C & S SALES

Your one stop source for
all your electronic needs!

CALL OR WRITE FOR OUR
NEW FREE 64 PAGE
CATALOG!
(800) 445-3201

Fluke Scopemeters



123...NEW... \$950
92B..... \$1445
96B..... \$1695
99B...NEW... \$2095
105B..... \$2495

**ALL FLUKE
PRODUCTS
ON SALE**

B & K PRECISION SCOPES

100MHz THREE-TRACE

- Model 2190A**
- 1mV/division sensitivity
 - Sweeps to 5ns/division
 - Dual time base
 - Signal delay line
 - 15KV accelerating voltage



\$1295.00

60MHz DUAL-TRACE

- Model 2160**
- 1mV/division sensitivity
 - Sweeps to 5ns/division
 - Dual time base
 - Signal delay line
 - V mode - displays two signals unrelated in frequency.
 - Component tester



\$895.00

40MHz DUAL-TRACE

- Model 1541C**
- 1mV/division sensitivity
 - Video sync separators
 - Z-axis input
 - Single Sweep
 - V mode displays two signals unrelated in frequency.
 - Component tester



\$695

60MHz, CURSORS & READOUTS, DUAL TIME BASE

- Model 2260**
- Cursors and readouts
 - 1mV/div sensitivity
 - 23 calibrated ranges - main time base
 - 19 calibrated ranges - delayed time base
 - Signal delay time
 - V mode - displays 2 signals unrelated in frequency.
 - Component tester
 - Z-axis input
 - Single sweep



\$1225

20MHz DUAL-TRACE

**Model 2120B - 2 Year Warranty
Special \$375**

**Model 2125A with delayed sweep
\$539.95**



- 1mV/division sensitivity
- AUTOMFORM triggered sweep operation
- AC, TVH, TVV and line coupling
- Calibrated 19 step time-base with x10 magnifier
- Compact low-profile design

Affordable Spectrum Analyzers by B&K

500MHz Series
Model 2615 - \$1595
Model 2620 w/ tracking
generator - \$1895

1.05GHz Series
Model 2625 - \$2395
Model 2630 w/ tracking
generator - \$2995



Quality Scopes by Elenco

Lowest Prices of the Year!



60MHz

DS-603 \$1350

- Analog / Digital Storage
- 20MS/s Sampling Rate

S-1360 \$749

- Analog with Delayed Sweep

100MHz

S-1390 \$995

- Analog

Includes
Free Dust
Cover and
Probes



25/30MHz

DS-303 30MHz \$1095

DS-203 20MHz \$725

- Analog / Digital Storage

S-1330 \$439

- 25MHz Analog
- Delayed Sweep

S-1325 \$325

- 25MHz Analog

**2 Year
Warranty**

SIMM MODULE TESTER

B & K 898 \$625

- Tests 72 and 30 pin SIMMs to 36 bits.
- Stand alone and portable. No other equipment required.
- Automatically identifies width, depth and speed of SIMMS.
- 10 built-in tests identify most memory defects Preheat cycle prior to test.



PORTABLE SEMICONDUCTOR TESTER

B & K 510

- In or out-of-order circuit tests for transistor, FETs, SCRs and darlingtonts.



\$199.00

Fluke Multimeters

Model 70II	\$75	Model 83	\$235
Model 73II	\$97	Model 85	\$269
Model 75II	\$129	Model 87	\$289
Model 77II	\$154	Model 863E	\$475
Model 79II	\$175	Model 867BE	\$650

B&K Precision Multimeters

Model 391	\$143	Model 388A	\$99
Model 390	\$127	Model 2707	\$75
Model 389	\$109	Model 2860A	\$79
Model 5390	\$295	Model 5370	\$219
Model 5380	\$265	Model 5360	\$195

MX-9300

Four Functions in One Instrument

Features:

- One instrument with four test and measuring systems:
 - 1.3GHz Frequency Counter
 - 2MHz Sweep Function Generator
 - Digital Multimeter
 - Digital Triple Power Supply
- 0-30V @ 3A, 15V @ 1A, 5V @ 2A



\$459⁹⁵

GUARANTEED LOWEST PRICES

UPS SHIPPING: 48 STATES 5%
OTHERS CALL FOR DETAILS
IL Residents add 8.25% Sales Tax

C&S SALES, INC.

150 W. CARPENTER AVENUE
WHEELING, IL 60090
FAX: (847) 541-9904 (847) 541-0710
http://www.elenco.com/cs_sales/



15 DAY MONEY BACK
GUARANTEE
FULL FACTORY WARRANTY
PRICES SUBJECT TO CHANGE WITHOUT NOTICE

SEC Sun Equipment Corporation

P. O. Box 97903, Raleigh, NC 276 24-7903

Test Equipment for Cost-Minded People

LODESTAR Lodestar Electronics Corp. Since 1979

One Year Warranty. 15 Day Money Back Guarantee. OEM welcome. School purchase order accepted. Bids accepted. VISA, DISCOVER SALES REP./DISTRIBUTORS/OEM WANTED. MASTER, & AMER. 1-800-870-1955/(919)870-1955 24-hr Fax: (919)870-5720

DC POWER SUPPLY

PS-303 \$159.00
0-30VDC, 0-3A, 0.02%+2mV line regulation; 0.02%+3mV load regulation; 1mVrms noise & ripple. Short circuit/overload protection; constant current/voltage(CC/CV).
PS-303D \$314.95 dual, tracking
PS-305 \$219.95, 0-30VDC, 0-5A.
PS-305D \$399.95 dual, tracking
8110 \$289.95 0-60VDC, 0-3A
8112 \$399.95 0-60VDC, 0-5A
8108(8109) \$549.95(\$699.95) 0-60VDC, 0-3A(5A), dual, independent tracking. Low ripple.
8102(8103) \$399.95(\$489.95) triple outputs, 0-30V/0-3A(5A) x 2, fixed 5VDC/3A, independent & tracking operation, constant voltage and current. Slave/Master, Serial/Parallel connection.
PS-16105(8107) \$289.00(\$399.95) 0-16VDC(0-30VDC), 0-10A.
PS-2243(2245) \$139.00(\$159.00) 0-12/0-24VDC, 3A(5A).
8200(8201) \$179.95(\$239.95) 0-30VDC(digital meter), 0-3A(5A)
8210(8211) \$199.95(\$259.95) two digital meters
8202(8203) \$499.95(\$549.95) 3 outputs, digital display, dual 0-30VDC(0-3A(5A)), a fixed 5VDC/3A, independent tracking operation, constant voltage and current

AM/FM SWEEMER SCOPE

SM-6225B/C \$1999.95
Freq Range: (AM)490KHz, (FM) 10-11.4MHz. Accuracy: ±0.1%
Marker: (AM)455KHz, ±5KHz, ±10KHz; (FM)10.7MHz, ±7.5KHz, ±150KHz.

STEREO SCOPE OS-7505B \$369.00 trigger, 0-10MHz.

ALIGNMENT SCOPE OS-7001A \$369.00 0-200KHz.

AM/FM STD SIGNAL GEN.

SG-4110A \$1799.00
Freq: 100KHz-110MHz
Display: 6-digit LED
Accuracy:
≤±(5x10-E±1 count)
Resolution: 100Hz(100-34.99MHz); 1KHz(35MHz-110MHz).
Output: 10dBu, 99dBu, 1dB steps. Impedance: 50Ω VSWR 1.7

NTSC TV COLOR BAR PAT. GEN.

CPG-1366A \$159.95
VHF NTSC,
Freq.: 45.75, 175.25, 187.25 MHz,
RF Output: 10mV,
Impedance: 75 Ohm;
Video Output: BNC 1Vp-p

SWR/RF/mW POWER METER

310 \$89.95
Freq. Range: 1.8-150MHz
RF Power: 0.4W/20W/200W
SWR Measure: 1.0 - ∞, 4W min.
Accuracy: 5%-10%; SO-239 plugs.
Insertion Loss: 0.3dB.
Input/Output Imp. 50Ω.
320 \$89.95, 130-520MHz
330 \$119.95, 1.8-520MHz
SWR-3P \$26.95 1.7-150MHz,
RF Power: 0.5-10W, 0.5W-100W.
SWR-2P \$22.95, 1.7-30MHz, RF Power: 0.5-10W.

mW RF Power Meter 340 \$219.00

1.8-500MHz. RF power: 20mW/200mW/2W. Imp.: 50Ω.
Accuracy: ±10% full scale. N-type connector. SWR <1.15

VHF/UHF ATTENUATORS

RT-8815 \$199.00, VHF, 500MHz, 81dB, 50Ω, 0.5W
RT-8815U \$359.00, UHF, 950MHz, 81dB, 50Ω, 0.5W
RT-8817 \$199.00, VHF, 500MHz, 81dB, 75Ω, 0.5W
RT-8817U \$359.00, UHF, 950MHz, 81dB, 75Ω, 0.5W
085E-2 \$499.00, UHF, 950MHz, 61dB, 50Ω, 0.5W
087E-2 \$499.00, UHF, 950MHz, 61dB, 75Ω, 0.5W

ON SALE - DC Power Supply

8102 \$399.95 \$359.95 triple outputs, 0-30V/0-3A x 2, fixed 5VDC/3A, independent & tracking operation, constant voltage (CV) & constant current (CC), Slave/Master, Serial/Parallel connection.
PS-303D \$314.95 \$282.95 dual outputs/tracking, CC&CV
Limited quantity. Full one year warranty.

RF SIGNAL GENERATOR

SG-4160B \$124.95
100KHz-150MHz up to 450MHz on 3rd harmonics, 6 ranges; AM modulation. RF Output: 100mVrms to 35 MHz. Modulation: Int. 1KHz AM, Ext. 50Hz-20KHz AM.
Audio Output: 1KHz, 1Vrms.
SG-4162AD \$229.95, with Freq. Counter 1Hz-150MHz, 6 digits, for internal & external signals. Specification see SG-4160B

AUDIO GENERATOR

AG-2601A \$124.95
10Hz-1MHz, 5 ranges;
Output Level: sine wave 0-8Vrms, square 10Vp-p.
Output Impedance: 600 Ohm.
Distortion: <0.05% 500Hz-50KHz, <0.5% 50KHz-500KHz.
AG-2603AD \$229.95, with Freq. Counter 1Hz-150MHz, 6 digits, for internal & external signals. Specification see AG-2601A above

FUNCTION GENERATOR

FG-2100A \$169.95
0.2Hz-2MHz in 7 ranges; Sine, Square, Triangle, Pulse & Ramp
Output: 5mVp-p-20Vp-p, 1% distortion.
VCF: 0-10V control freq. to 1000:1
FG-2102AD \$229.95 generates signals same as FG-2100, 4-digit counter display, TTL & CMOS outputs, 30ppm ±1 count accuracy
FG-2020B \$159.00 0.5Hz-500KHz; Sine, Square, Triangle
(FG)2103 \$329.95, Digital sweep generator, 0.5Hz-5MHz in 7 ranges. Operating Mode: sweep, AM, gated burst, VCG
Freq. Counter: Int. 0.5Hz-5MHz; Ext. 5Hz-10MHz
FG-513 \$719.95, Digital sweep generator; Sine, Square, Triangle, Pulse, Ramp, TTL & DC, 2Hz-13MHz in 7 ranges, ±(0.1%+1dgt).
Freq. Counter & TCXO: 5Hz-100MHz, 6.5 digits x1 & x20 at/min

FM STEREO MODULATOR

AG-2011A \$549.00
RF SECTION:
Carrier: 98MHz ±2MHz.
Output: 10mV, 1mV & 0.1mV
COMPOSITE SIGNALS:
Pilot: 19KHz ±2Hz, 0.8Vrms
INT. MODULATION: 400KHz,
1KHz ±1%, 1Vrms, distortion < 5%; L-R Separation: >50dB.
EXT. MODULATION: Freq.: 50Hz-15KHz
L-R Separation: >45dB 100Hz-3KHz; >35dB 50Hz-15KHz

AC MILLIVOLT METER

MV-3100A \$159.95 wide band 5Hz-1MHz, 3 scales, mV, dB & dBm; 300μV-100V in 12 ranges, 10μV resolution; -70-40dB in 12 ranges, 0dB=1Vrms, 0dBm=0.755V; ±3% accuracy; input impedance 10MΩ; Noise <2%. **MV-3201B \$309.95** dual channels, simultaneous measurement.

OSCILLOSCOPES

OS-7305B \$249.00 DC-7MHz, Vertical: 10mV/Div, Horizontal: 250mV/Div, 10Hz-100KHz in 4 ranges; 3" CRT, Internal and External Sync., Input: 1MΩ/35pF.
OS-7010A \$369.95 \$299.95 10MHz, 5" CRT, 10mV/cm-10V/cm, 1MΩ
OS-622B \$344.95 20MHz/dualtrace
OS-653 \$699.95 50MHz, dual, delay sweep, ALT trigger, TV syn.
OS-6101 \$1499.95 100MHz, 4ch/8 trcs, delay sweep cursor readout

DIGITAL MULTIMETER

DMM-120 \$24.95, 3½ digit, 600VDC/AC, 2ADC, 2MΩ, hFE/diode test
DMM-123-Capacitance \$44.95, 3½ digit, 600VDC/AC, 10ADC/AC, 2Ω, 20μF, hFE/diode test, continuity beeper.
DMM-125 \$54.95, Autorange/Bar Graph, 600VDC/AC, 2ADC/AC, 32MΩ, beeper
MIC-35 \$59.95, Autorange, 3½ digit, LCD, 1000VDC/750VAC, 20MΩ, 20ADC/AC, diode/continuity check, data hold.
MIC-39 \$149.95, Autorange/Bar Graph, True RMS, 3½ digit, LCD, 40MΩ, 40μF, 1000VDC/750VAC, 20ADC/AC, 600KHz Freq. Counter, Data Hold, Drop-prove, Sleeping Mode, Memory, Read Functions.

GRID DIP METER

DM-4061 \$89.95 1.5-250MHz, 6 bands; 6 plug-in coils, 2 transistor, and 1 diode.
Modulation: 2 KHz Sinewave.
Crystal Oscillator: 1-15MHz
Wave absorption meter 9VDC battery

AUTO DISTORTION METER

DM-3104A \$799.95
MEASUREMENT:
Range: 0.01%-30%,
0.10/3.1/31/310/30% full scale.
Freq. 400Hz±10%,
1000Hz±10%(HPF)
Input: 3mV-100V,
ratio measuring 20dB.
Auto. Switching Ranges: Fundamental Freq. = (fo)±10%,
Fund. Rejection: >80dB at (fo)±5%; >70dB at (fo)±10%.
Harmonic Accuracy: ±0.5dB, 1.8(fo)-20KHz
DM-3204 \$1599.00 dual channels

FREQUENCY COUNTER

FC-5250C \$119.95
Freq. Range: 10Hz-220MHz
(HF)10Hz-20MHz, (VHF)10MHz-200MHz
Gate Time: 0.1 & 1sec.
Max. Input: 10Vp-p
Input Sensitivity: 35mV 10Hz-200MHz. Display: 7-digit LEDs.
Input Impedance: (HF) 1MΩ, (VHF) 50Ω.

FC-5260A \$166.00 \$129.95
10Hz-600MHz, 7-digit LEDs.

FC-5270 \$149.95
10Hz-1.2GHz, 8-digit LEDs.

FC-5600B \$321.00 \$299.95
10Hz-600MHz, 10-digit LEDs.

(FC)5700 \$329.95 10Hz - 1.3GHz, 10-digit LEDs.

SIGNAL TRACER/INJECTOR

SE-6100 \$134.95
TRACER: Gain Max. 60dB
Attenuation: 0/20/40/60dB
Input Impedance: 100KΩ;
Output Imped.: 600Ω;
Speaker: 8 Ω.
INJECTOR: Freq.: 1KHz
Squarewave, Output Level, Continuously variable 0-4.5Vp-p

AUTO. CAPACITANCE METER

CM3300A \$139.00 10 ranges, 99.9pF - 99.9mF, fully automatic.
Resolution: 0.1pF lowest,
0.1% full scale.
Accuracy:
0.5% of full scale: 1 digit to 99.9μF,
1% of full scale: 1 digit to 99.9μF.
Display: 3 digit LED.
Unit indicator: pF, nF, μF, M. Overrange indicator.

WOW-FLUTTER METER

WF-3103A \$699.95
Freq. Range: 3KHz-105
JIS/CCIR: 3.15KHz-10% DIN.
Range: 0.03/ 1/3/3% full scale.
Accuracy: ±5%.
WF-3105A \$799.95, digital,
Function: LIN/WOW/Flutter/WTD.
Freq. Counter: 10Hz-9.99MHz
Indication: CCIR/DIN/JIS

ELECTRONIC/PC TOOL KITS

9245 \$29.99 U.S. Patented, 45-pcs. Contents: IC Inserter, IC Extractor with securers & Bows, 3-prong part Retriever, #0 Phillips Screwdriver, 1/8" Flat Screwdriver, Self-Hold Tweezers, Metal Tweezers, Extra Parts Tube, Soldering Iron, Solder, Crimping Tool, Long-nose Plier, Cutting Plier, Zipper vinyl Case. Bits include: Phillips: #0, #1, #2, & #3; Flat: 1/8", 3/16", 1/4", 9/32"; PZ1, PZ2; T8, T9, T10, T15, T20, T25, T27, T30, T40, T45; Hex: 5/64", 3/32", 1/8", 5/32", 3/16"; Sockets: 3/16" (5mm), 7/32" (5.5mm), 1/4" (6mm), 9/32" (7mm), 5/16" (8mm).
8G23 \$34.99 U.S. Patented, 23-pcs. Contents: IC Inserter, IC Tweezers, IC Extractor with securers & Bows, 3-prong part Retriever, 3/16" Nutdriver, 1/4" Nutdriver, 3/16" Slotted Screwdriver, 1/8" Slotted Screwdriver, #0 & #1 Phillips, Reversible T10/T15 Bits, Reversible #2 Phillips/VA Slotted Bits, Tweezers, Long-nose Plier, Cutting Plier, 6" adj. Wrench, Soldering Iron, Solder, Crimping Tool, Zipper vinyl Case, Manual.
8088 Microprocessor Trainer \$699.00 BGC-8088, teach yourself 8088 based hardware design and software programming.

Our Complete Catalog is now online 



Check Out What We Have To Offer:

SINCE 1971

Fantastic DMM Offer!!!

Don't let the price fool you. This meter is a digital multimeter designed for engineers and hobbyists. Equipped with 5 functions and 19 ranges. Each test position is quickly and easily selected with a simple turn of the FUNCTION/RANGE selector rotary switch.

General Rubber Boot Included

Display: 3-1/2 Digit LCD, 21mm Figure Height with Automatic Polarity
Overrange Indication: 3 Least Significant Digits Blank

Temperature for Guaranteed Accuracy:

23°C±5°C RH<75%

Temperature Ranges:

Operating: 0°C to 40°C (32°F to 104°F)

Storage: -10°C to 50°C (14°F to 122°F)

Power: 9V Alkaline or Carbon-Zinc Battery (NEDA1604)

Low Battery Indication: BAT on Left of LCD Display

Dimensions: 188mm long x 87mm wide x 33mm thick

Net Weight: 400g

DC Voltage (DCV)

Range: Resolution: Accuracy:

200mV 100µV

2000mV 1mV ±(1%rdg+2dgt)

20V 10mV

200V 100mV

1000V 1V

Maximum Allowable Input: 1000V DC or Peak AC.

DC Current (DCA)

Range: Resolution: Accuracy:

200µA 100nA

2000µA 1µA ±(1.2%rdg+2dgt)

20mA 10µA

200mA 100µA ±(1.2%rdg+2dgt)

10A 10mA

Overload Protection: mA Input, 2A/250V fuse.

AC Voltage (ACV)

Range: Resolution: Accuracy:

200V 100mV ±(1.2%rdg+10dgt)

750V 1V

Resistance (Ω)

Range: Resolution: Accuracy:

200Ω 100mΩ

2000Ω 1Ω

20KΩ 10Ω ±(1.2%rdg+2dgt)

200KΩ 100Ω

2000KΩ 1KΩ

20MΩ 10KΩ ±(2%rdg+10dgt)

Maximum Open Circuit Voltage: 2.8V

Diode Test

Measures forward voltage drop of a semiconductor junction in mV test current of 1.5mA Max.

ohF Test

Measures transistor hFE

Frequency Range: 45Hz-450Hz

Maximum Allowable Input: 750V rms

Response: Average Responding. Calibrated in rms of a Sine Wave.



Our Best Offer Ever on a

High Quality Full Sized DMM

\$19.00 any qty

CAT NO	DESCRIPTION	PRICE
9300G	Rugged High Quality DMM with Rubber Boot	\$19.00

Special Offer! The next generation of Digital Multimeters with 3-3/4 digits, 4000 count, auto-ranging and analog bargraph, 10MHz frequency counter, True RMS mode and RS-232C interface. **LIMITED TIME OFFER!** You MUST enter your order by December 31st, 1997 to receive this special price! Regular C.S.I. price \$169.00. Plus we'll even include the optional temperature adaptor and K-type thermocouple probe! We even include the holster!

CAT NO	DESCRIPTION	PRICE
PROTEK506	Digital Multimeter	\$139.00

Developer This product is used as the developer on our positive photo-resist printed circuit boards. Includes instructions. 50 gram package, mixes with water, makes 1 quart.

CAT NO	DESCRIPTION	PRICE EACH
POSDEV	Positive Developer	\$.95 \$.80 \$.50

Etching Chemicals/Ferric Chloride
A dry concentrate that mixes with water to make 1 pint of etchant, enough to etch 400 sq. inches of 1oz board.

CAT NO	DESCRIPTION	PRICE EACH
ER-3	Makes 1 pint	\$3.50 \$2.75

Positive Photo Resist Pre-Sensitized Printed Circuit Boards

These pre-sensitized printed circuit boards are ideal for small production runs. They provide high resolution and excellent line width control. High sensitive positive resist coated on 1oz. copper foil allows you to go direct from your computer plot or art work layout. No need to reverse art.

Single-Sided, 1oz. Copper Foil on Paper Phenolic Substrate	PRICE EACH			
CAT NO	DESCRIPTION	1	10	50
PP101	100mm x 150mm/3.91" x 5.91"	\$2.55	\$1.90	\$1.70
PP114	114mm x 165mm/4.6" x 6.6"	2.98	2.45	1.98
PP152	150mm x 250mm/5.91" x 9.84"	5.40	3.98	3.60
PP153	150mm x 300mm/5.91" x 11.81"	6.15	4.48	4.10
PP1212	305mm x 305mm/12" x 12"	12.78	10.65	8.52

Single-Sided, 1oz. Copper Foil on Fiberglass Substrate	PRICE EACH			
CAT NO	DESCRIPTION	1	10	50
GS101	100mm x 150mm/3.91" x 5.91"	\$ 3.90	\$2.98	\$2.60
GS114	114mm x 165mm/4.6" x 6.6"	4.80	3.49	3.20
GS152	150mm x 250mm/5.91" x 9.84"	8.69	5.98	5.78
GS153	150mm x 300mm/5.91" x 11.81"	10.20	7.20	6.80
GS1212	305mm x 305mm/12" x 12"	18.88	15.73	12.59

Double-Sided, 1oz. Copper Foil on Fiberglass Substrate	PRICE EACH			
CAT NO	DESCRIPTION	1	10	50
GD101	100mm x 150mm/3.91" x 5.91"	\$ 5.07	\$3.68	\$3.38
GD114	114mm x 165mm/4.6" x 6.6"	5.95	4.29	3.99
GD152	150mm x 250mm/5.91" x 9.84"	10.47	7.39	6.98
GD153	150mm x 300mm/5.91" x 11.81"	11.95	8.69	8.30
GD1212	305mm x 305mm/12" x 12"	22.09	18.35	14.68

Etching Tank This handy etching system will handle PC boards up to 8" x 9", two at a time. Ideal for etching your PCB's! System includes an air pump for etchant agitation, a thermostatically controlled heater for keeping etchant at optimum temperature and a tank that holds 1.35 gallons of etchant. A tight fitting lid is also supplied to prevent evaporation when system is not being used. Typical etching time is reduced to 4 minutes on 1oz. copper board!

REDUCES ETCHING TIME!	CAT NO	DESCRIPTION	PRICE
	12-700	Etch Tank System	\$37.95

1/3" CCD Board Cameras
Available with PINHOLE LENS with AUDIO; STANDARD LENS with AUDIO; and STANDARD LENS with INFRA-RED. These are the world's smallest commercially available CCD board cameras!

World's Smallest B&W Board Cameras		
Specifications		
Image Pick-Up Device	1/3" CCD area Sensor	
Picture Elements	EIA=512(H) x 492(V)	
Pixel Pitch	EIA=9.6UM (H) x 7.5UM (V)	
Scanning System	2 : 1 interlace	
Scanning Frequency	EIA=525 lines, 60 field/sec (II) 15.750 KHz x 60 HK	WDP-2000
Resolution	430 Lines	
Minimum Illumination	0.03 LUX	
S/N Ratio	45DB	WDS-2005
Lens Mounting	4.3mm standard, 5mm pinhole	
Video Output	1.0 VP-P/750OHM composite signal	
Power Requirement	8-12 VDC (9VDC standard)	
Power Consumption	100mA	
Operating Temperature	-20C → 70 C RH 95% Max	
Storage Temperature	-40C → 85 C RH 95% Max	
Audio Pick-Up Sensitivity	-60 DB (0DB = 1B/UBAR, 1KNZ)	
Audio Frequency Range	20 Hz to 20KHz	
Audio S/N Ratio	More than 35DB	
Audio Output Level	1VP-P/600 OHM	WDI-4000
Dimensions		
WDP-2000	30mm (H) x 30mm (W)	
WDS-2005	30mm (H) x 30mm (W)	
WDI-4000	44mm (H) x 30mm (W)	

CAT NO	DESCRIPTION	PRICE EACH
WDP-2000	1/3" B&W Pinhole Lens with Audio	\$89.00 \$77.00
WDS-2005	1/3" B&W Standard Lens with Audio	89.00 77.00
WDI-4000	1/3" B&W infra-RED (no audio)	89.00 77.00
WDPH-55BW	Plastic Housing Option for B&W Board Cameras	13.00 12.00

CIRCUIT SPECIALISTS, INC.
SINCE 1971
800-811-5203
602-464-2485
602-464-5824(FAX)
WE ACCEPT:   

RECEIVE OUR LATEST 132 PAGE CATALOG!
It's chock full of all types of electronic equipment and supplies. We've got I.C.s, capacitors, resistors, pots, inductors, test equipment, breadboarding supplies, PC supplies, industrial computers, data acquisition products, personal computers and computer parts, plus much, much more. FAX us your name and address or call **800-811-5203, ext. 5**, to leave a message on our catalog request line.

BLOWOUT! TIMELINE INC. BLOWOUT!

Over 11 years and 29,000 customers and still growing

LIQUID CRYSTAL DISPLAYS

240x64 dot LCD with built-in controller.
 AND 4021ST-EO. Unit is EL back-lit. \$59.⁰⁰ or 2 for \$109.⁰⁰ or
 OPTREX. DMF5005 (non back-lit) \$49.⁰⁰ or 2 for \$89.⁰⁰
 20 character x 8 line 7xL x 2xH The built-in controller allows you to do text and graphics.

Alphanumeric—parallel interface

16x1.....\$7.00	20x2.....\$10.00	32x2.....\$8.00
16x1 (lg. char.)...\$10.00	20x4.....\$15.00	40x1.....\$8.00
16x2.....\$7.00	20x4 (lg. char.)...\$10.00	40x2.....2 for \$20.00
16x2 (lg. char.)...\$10.00	24x2.....\$10.00	40x4.....\$20.00
16x4.....\$15.00	32x4.....\$10.00	4x2.....\$5.00

5V power required • Built-In C-MOS LCD driver & controller • Easy "microprocessor" interface • 98 ASCII character generator • Certain models are backlit, call for more info.

Graphics and alphanumeric—serial interface

size	Mr.	price	size	Mr.	price
640x480 (backlit)	Epson	\$25.00	480x128	Hitachi	\$10.00
640x400 (backlit)	Panasonic	\$20.00	256x128	Epson	\$20.00
640x200	Toshiba	\$15.00	240x128 (backlit)	Optrex	\$20.00
480x128 (backlit)	ALPS	\$10.00	240x64	Epson	\$15.00
			160x128	Optrex	\$15.00

6" VGA LCD 640X480, Sanyo LMDK55-22 \$25⁰⁰

LASER PRODUCTS

HeNe Laser Head (100mW max. output) TEM00. 15.5" long MFG. NEC \$89.⁰⁰

Laser Power Supply (for HeNe tube) \$79.⁰⁰

LASER SCANNER ASSEMBLY \$19.⁰⁰

Assembly intended for a laser printer. Includes laser diode, polygon motor (6 sided) and misc. optics and lenses.

LASER DIODE (5mW) with collimator \$20.⁰⁰

VISIBLE LASER DIODE: 5mw at 670nm \$15.⁰⁰

Index guided. Threshold current 40 ma typical.

3 and 4mW, 1,300nm LASER DIODES, 5.6mm package, \$15⁰⁰

Mitsubishi Electric part number ML701BIR-E21A, General specs are:
 1. Vop=1.25, Beam Divergence 25.6° x 28.6°. 2. Tc=24°C, Iop=19 to 20mA,
 ITH=10.7mA; 3. Wavelength range between 1,280nm and 1,330 nm

POLYGON MOTOR UNIT & DRIVER \$69⁰⁰

Ten-sided first surface mirror mounted on an armature that spins at 125 revolutions per second yielding a beam sweep rate of 1250 sweeps per second. The driver for the polygon unit requires 24 volts and plus and minus 12 volts to operate. There is also an f-theta lens in front of the polygon scanning mechanism with a three inch diameter. Great for optical experiments, etc. Very high quality units. (MFR: JAPAN ELECTRONICS)

POS & BAR CODE

MAGNETIC CARD READER \$25.⁰⁰

Includes: • 20 character dot matrix display with full alpha-numeric capability • keypad with full alpha-numeric entry • separate 7.5 VDC/0.5 Amp power supply • standard telephone interface extension cord • lithium battery and flat-cone speaker.

HP bar code wand (HBCS 2300).....\$25.00

POWER SUPPLIES

SWITCHING POWER SUPPLIES \$12.00 or 2 for \$20.00 115/230 Volts

73 WATT (2) 4 pin power connectors attached • Dim: 8.5" L x 4.5" W x 2" H

Output: +5V @ 2-9.75 A, +12V @ 0-1.5 A, -5V @ 0-0.4 A, -12V @ 0-0.5 A

60 WATT Dim: 8 1/2 x 4 1/2 x 3 • Output: 5V @ 6A + 12V @ 1A - 5V @ 1A - 12V @ 1A

CHARGE COUPLED DEVICES



"The Spy In The Sky" \$29.⁰⁰ MATRIX TYPE

Thomson 576X550 pixel CCD

400-1,100nm resolution and responsiveness. \$500⁰⁰ Original cost device

Sony CCD Imager - designed for black and white composite video cameras. Picture elements: 384 (H) x 491 (V) \$29⁰⁰

Chip size 10.7 (H) x 9.3 (V) mm² • Unit cell size 23.0 (H) x 13.4 (V) um².
 Ceramic 24 pin DIP package • Mfr: Sony, Part# 016A1

4096 element CCD \$15.00

1024 element CCD \$10.00

2048 element CCD \$10.00 • 1728 element CCD \$10.00

MISCELLANEOUS

ADAPTEC 4070A (RL) OR 4000A (MFM), SCSI Controller, your choice \$25⁰⁰

IBM 370 option XT and AT emulation boards \$25⁰⁰

2539 W. 237th Street, Bldg. F, Torrance, CA 90505

Order desk only: **USA: (800) 872-8878 CA: (800) 223-9977**

L.A. & Technical Info: **(310) 784-5488 Fax: (310) 784-7590**

OEM INQUIRIES WELCOME

MONITORS

Non-Enclosed TTL


Comes with pinout. 12V at 1.4 Amp input • Horizontal frequency 15KHz • Ability to do 40 and 80 column.

5 inch Amber \$25.00 • 7 inch Amber \$25.00

9 inch Amber or Green \$25.00

5" COLOR MONITOR \$39.⁰⁰

• Flat Faceplate • 320 x 200 Dot Resolution • CGA & Hercules Compatible
 • 12 VDC Operation • 15.75 KHz Horiz. Freq. • 60 Hz Vert. Sync. Freq.
 • Open Frame Construction • Standard Interface Connector • Degaussing Coil included • Mfr. Samtron



9" COLOR SVGA MONITOR \$249.⁰⁰

Fully Enclosed - Tilt and swivel type.

HACKER CORNER

Encased Spread Spectrum RF Modem \$199⁰⁰

The ProxLink Radio Module is a small communication device which replaces cables between RS-232 devices with wireless RF (Radio Frequency) technology. Attaching a pair of ProxLinks to any two devices with three wire asynchronous RS-232 ports allows wireless data transmission at rates up to 19.2 Kbaud (full duplex) over a range of 500 - 800 feet. Modules use 900 MZ spread spectrum radio for communication which does not require an FCC site license. A variety of configuration information (radio channel, baud rate, serial port configuration, etc.) can be programmed into module's non-volatile memory by host PC to provide compatibility and avoid overlapping systems. Configuration changes are supported by menu driven, on-board software. Commonly used Terminal Emulation software and transfer protocols can be used for configuring modules and transferring data between computers. ProxLinks require only 6-9 VDC (350 mA), RS-232 (9 pin sub - D) interface, and small (~ 4") whip antenna for operation. Unit size is 4.0" x 6.5" x 0.75". Installation schematics and application details available.

US made Micronics 486 VLB All in One \$39⁰⁰ or 2 for \$69⁰⁰

motherboard, supports 3.4 or 5V CPU, at either 25 or 33 mhz basic clock. Can use AMD or Intel from 486SX25 thru 486DX4-100 to HOT new AMD 5X86-133 cpu. On board SVGA video. On board 1 meg video ram expandable to 2 meg with ATI Moch 2 chip set. On board 2 high speed serial ports, 1 printer port, floppy and IDE hard drive controller. On board 256K cache. Uses 72 pin simm memory. Landmark speed rating of 479 with AMD chip.

Board will not fit standard All in One case because of non standard location of riser board. VLB riser board is included with motherboard.

COLOR CCD CAMERA \$149⁰⁰

• 12 VDC • 1/3-inch. CCD area image sensor • 514 (horizontal) x 491 (vertical) • 2:1 interlaced • 15.734 kHz (horizontal), 59.94 Hz (vertical) • 330 horizontal and 350 vertical lines • 10 lx • 1V. NTSC signal format
 • Lens: 1/3-inch, fixed focus (F:2.8 f.5.6) • Dimensions: (W) 67 (2.63) x (H) 34 (1.45) x (D) 112.6 (4.43)

Sony Miniature Color LCD Display (LCX0058KB) \$29⁰⁰

• 1.4 CM (0.55 inch) Diagonal Full Color Display • Built in Horizontal and Vertical Drivers • Delta Dot Pattern for High Picture Quality - 537 dots (H) x 222 dots (V) • Compatible with NTSC & PAL Format and Sync Inputs • 12 VDC Operation with -1 to +17 V RGB Signal and Driver Input Voltage • Excellent Display for Virtual Reality Projects, Viewfinders, and Miniature Test Equipment Displays • Pin Outs and Specification Included • Unit Requires Clock, Synchronization and Video

CELL SITE TRANSCEIVER \$49⁰⁰ 2 for \$99⁰⁰

These transceivers were designed for operation in an AMPS (Advanced Mobile Phone Service) cell site. The 20 MHz bandwidth of the transceiver allows it to operate on all 666 channels allocated. The transmit channels are 870.030-889.980 MHz with the receive channels 45 MHz below those frequencies. A digital synthesizer is utilized to generate the selected frequency. Each unit contains two independent receivers to demodulate voice and data with a Receive Signal Strength Indicator (RSSI) circuit to select the one with the best signal strength. The transmitter provides a 1.5 watt modulated signal to drive an external power amplifier. Channel selection is accomplished with a 10 bit binary input via a connector on the back panel. Other interface requirements for operation are 26 VDC (unregulated) and an 18.890 MHz reference frequency for the digital synthesizer. The units contain independent boards for receivers, exciter, synthesizer, tunable front end, and interface assembly (which includes power supplies and voltage-controlled oscillator). Service manual, schematics and circuit descriptions included.

Encased Black & White Composite CCD Camera with Adapter

IR viewing to 1000 nm 7 1/2" L x 2 1/4" W x 1 1/4" H
 Comes complete with CCD camera, mounting nut on bottom of casing,
 12VDC power supply. Excellent low light capability, standard RCA NTSC video out. **\$89.00**

Great for: entryway security/remote monitoring, video conferencing/desktop video conferencing, 2 for \$159.00

This miniature camera is perfect for multimedia computer applications as well as security and surveillance. NTSC output allows use with all popular video digitizing boards for Apple Macintosh and Microsoft video for Windows. Connects directly to any composite monitor or VCR with "video" input. Its razor-sharp wide-angle lens focuses from two inches to infinity and its state-of-the-art CCD technology accurately captures 16 level grayscale images for Quick Time movies and still pictures. Records at 30 frames per second and 260 lines resolution with excellent low light capability. Uses 12VDC (adapter supplied) and standard RCA cable.

POINT OF SALE BANK TERMINAL \$39⁰⁰ or 2 for \$69⁰⁰

• LCD Display 20 Char. x 4 Line • Printer 16 Column Dot Matrix • Epson • 24 Key Domed Membrane Keypad • Intel 80C32 Processor • 2 PCMCIA Sockets (I/O Slot) • Dallas 161287 Realtime Clock • 2 Solid State Buzzers (Piezo Electric) • 4 Comm. • Rockwell Modem Chip • Telephone Line Interface (4 Pin "RJ" Connector) • RS-232 Interface (8 Pin "D" Connector) • 4000 mAh Ni-Cd Battery Pack Inside
 Note: We have not been able to obtain an access code in our software. Thus, while time of day and other introductory things are provided by the manufacturer, the original capabilities of this unit cannot be guaranteed. Also, we do not have a suitable time stamp cards that were to go in the PCMCIA sockets. Requires 12 volt adapter for power. (Not included) Dimensions: 9-1/2L x 6-1/4W x 2-1/2 D • Original cost over \$450.00


Minimum Order: \$20.00. Minimum shipping and handling charge \$5.00. We accept cashiers checks, MC or VISA. No personal checks or COD's. CA residents odd 8.25% sales tax. We are not responsible for typographical errors. All merchandise subject to prior sale. Phone orders welcome. Foreign orders require special handling. Prices subject to change without notice. 20% restocking fee for returned orders.

The Only 100% Legal, FCC approved, **DESCRAMBLER** you can buy!

NAVIGATOR II

The only legal way to own your converter!

- 250 Channel Capacity
- Subscribe to two different cable systems simultaneously
- Interactive On-Screen Display
- Watch one premium channel while recording another
- Electronic program guide shows all programming over next 7 days
- One Touch Recording



NO RENTAL FEES!
Advanced Features!

Most advanced set-top you can buy!

Save Money!

FCC & UL Approved

DYNAMIC Technologies • Phone: 402-731-9555

Suite 54 | 064 • Boystown, NE 68 | 54

CIRCLE 312 ON FREE INFORMATION CARD

!!!BROADCAST FARTHER!!!

The model 220 is an 80-110 MHz RF amplifier that connects to mono or stereo FM transmitters and produces a powerful 2-15 watt signal which could broadcast up to 5 miles or more! Requires 50-150 mW drive.

Step by step plans complete with part source information and antenna designs... **ONLY \$14 PLUS \$2 S&H** NO C.O.D.s

Progressive Concepts
Box 586 Streamwood, IL 60107
(630) 736-9822 FAX: (630) 736-0353

Do You Repair Electronics?

Repair Databases for TV, VCR, Monitor, UL Audio, FCC, and more.

- Over 75,000 records
- Private user forums
- Live on-line chat rooms

www.electronix.com
Electronix Corp 313 W. Main St., Fairport, OH 45124 (937) 878-9878

EZ-EP DEVICE PROGRAMMER - \$169.95

Check Web!! -- www.m2l.com

Fast - Programs 27C010 in 23 seconds

Portable - Connects to PC Parallel Port

Versatile - Programs 2716-080 plus EE and Flash (28F,29C) to 32 pins

Inexpensive - Best for less than \$200

• Correct implementation of manufacturer algorithms for fast, reliable programming.

• Easy to use menu based software has binary editor, read, verify, copy, etc. Free updates via bbs or web page.

• Full over current detection on all device power supplies protects against bad chips and reverse insertion.

• Broad support for additional devices using adapters listed below.

Available Adapters

EP-PIC (16C5x,61,62x,71,84)	\$49.95
EP-PIC64 (62-6,72-4)	\$39.95
EP-PIC12 (12C50x)	\$39.95
EP-PIC17 (17C4x)	\$49.95
EP-51 (8751, C51)	\$39.95
EP-11E (68HC11 E/A)	\$59.95
EP-11D (68HC711D3)	\$39.95
EP-16 (16bit 40pin EPROMs)	\$49.95
EP-Z8 (Z86E02,3,4,6,7,8)	\$39.95
EP-SEE2 (93x,24x,25x,85x)	\$39.95
EP-750 (87C750,1,2)	\$59.95
EP-PEEL (ICT2x10,18v8)	\$59.95
EP-1051 (89C1051,2051)	\$39.95
EP-PLCC (PLCC EPROMs)	\$49.95
EP-SOIC (SOIC EPROMs)	\$49.95

Many Other Adapters Available

M²L Electronics
310/837-7818 Fax/BBS: 310/841-6050
3526 Jasmine #4; Los Angeles, CA 90034
CA orders add 8.25% sales tax.
<http://www.m2l.com>

THE HACKER'S COMPANION CD-ROM

Are you interested in using the internet in ways you never dreamed possible? Want a war-dialer program or something to crack a password? Do you want to learn how the phone company gets ripped off, or learn how to build a red box, or modify a cellular phone? Want to see what the security holes in Windows NT are? Or how to compromise a Unix machine or a BBS? Want to learn how to use the system in ways you never imagined possible? This CD is the place to look! It contains all kinds of computer, telephone and general hacking information. Even a video of dutch hackers breaking into a classified US military computer! In all, over 600 megabytes of fascinating information that's hard to get anywhere else!

PC-COMPATIBLE CD \$29.95 SHIPPING \$3

Cryptography Unlimited CD-ROM

Cryptographic software will soon be outlawed by the US government. Get this important bundle of over 200 megabytes of cryptographic software while you still can! Nobody in the US will even dare to publish a CD like this anymore and we had to import it from Africa! Includes file encryptors, disk encryptors, PGP, steganography, code cracking, PGP phone and lots more!

PC CD-ROM, \$89.95 SHIPPING \$3

Call (800)719-4957 now!

to order (Visa/MC/COD) or call or write for **FREE CATALOG** of hard-to-get information about computer viruses, computer hacking, security and cryptography!!

American Eagle Publications, Inc.
P. O. Box 1507, Dept E
Show Low, AZ 85901

CIRCLE 315 ON FREE INFORMATION CARD

From MILLIWATTS to KILOWATTS

RF POWER TRANSISTORS • TUBES POWER MODULES



Best pricing on U.S. & Russian

Transmitting & Receiving Tubes



3-500ZG • 811A • 833A • 572B
4-400C • 6146B & W • 8560AS • 8875 • 3CX400A7 & U7
3CX1200A7 & Z7 • 3CX1500A7 • 3CX3000A7 • 4CX250B & R
4CX400A • 4CX800A • 4CX1600A & U • 5CX1500A & B
including full range through 4CX20,000A



Complete inventory for servicing
amateur and commercial
communications equipment.

Transistors • RF Modules • Trimmers
Doorknob Capacitors • Heatsinks
Bird Wattmeters • Relays
Broadband Transformers & Combiners

**MOTOROLA
TOSHIBA**



Send for your **FREE 1997 Catalog**
Same Day Shipping on most orders.



800 RF-PARTS • 760-744-0700

Fax: 888-744-1943 • 760-744-1943

e-mail: rfp@rfparts.com



RF PARTS

435 SOUTH PACIFIC STREET
SAN MARCOS, CA 92069

❖ ATTENTION CABLE VIEWERS ❖

CABLE VIEWERS. . .get back to your BASIC Cable Needs

Call 800-577-8775

For information regarding all of your **BASIC** cable needs.



5 GOOD REASONS TO BUY OUR FAR SUPERIOR PRODUCT

- ❖ PRICE
- ❖ EFFICIENT SALES AND SERVICE
- ❖ WE SPECIALIZE IN 5, 10 LOT PRICING
- ❖ ALL FUNCTIONS (COMPATIBLE WITH ALL MAJOR BRANDS)
- ❖ **ANY SIZE** ORDER FILLED WITH SAME DAY SHIPPING

We handle **NEW** equipment **ONLY** - Don't trust last year's **OBSOLETE** and **UNSOLD** stock!
COMPETITIVE PRICING—DEALERS WELCOME

HOURS: Monday-Saturday 9-5 C.S.T.

It is not the intent of B.E.S.W. to defraud any pay television operator and we will not assist any company or individual in doing the same.
Refer to sales personnel for specifications.

**BASIC
ELECTRICAL
SUPPLY &
WAREHOUSING
CORPORATION**

P.O. Box 8180 ■ Bartlett, IL 60103 ■ 800-577-8775

HAPPY BIRTHDAY

Prices So Low, It Must Be Your Birthday


VIBRATING TRANSMITTER DETECTOR

DETECTS:

- AM Transmitters
- Body Wires
- FM Wireless Mics
- UHF Transmitters
- 1MHz to 2GHz

FEATURES:

Low Battery Indicator
Power: 9 Volt Battery



AI-2100...170

ULTIMATE SURVEILLANCE DETECTOR

DETECTS:

- Body Wires
- Room Transmitters
- Tape Recorders
- Video Cameras



TRVD-900...445

BLACK BOX COLOR CAMERA

- High Resolution
- Super Low Lux
- Easily Concealable
- Ready To Use



BX-985...315

SMOKE DETECTOR CAMERA

- Color Camera
- High Resolution
- Pinhole Lens
- Ready To Use



SD-985...365

PHONE TAP / TRANSMITTER DETECTOR WITH WHITE NOISE GENERATOR



PROTECT YOUR PRIVACY

AI-5500...340

COLOR VIDEO LAMP

- Covert Camera
- Pinhole Lens
- Sharp Color
- Very Low Lux
- Stylish Lamp



VL-300...475

EXIT SIGN COLOR CAMERA

- High Resolution
- Super Low Lux
- Pinhole Lens
- Ready To Use



EX-985...380

EMERGENCY LIGHT CAMERA

- Color Camera
- Super Low Lux
- Ready To Use

- High Resolution

Installation Required



EL-985...395

WIRELESS COLOR VIDEO SYSTEM

FEATURES:

- FCC Approved 2.4GHz Transmitter / Receiver
- Radio w/ Built-In Color Camera / Transmitter
- 380(H) TVL Resolution • Super Low 2 Lux
- 4-Channel Receiver • Transmits Up To 300 Feet

Note: Cassette Player Non-Functioning

WSS-300...750



ORDER TODAY...Limited Supply At These Low Prices

Your Order Delivered In
7 Days or Less
S&H 12.95 Per Order

When You Require Only The Best CALL
AMERICAN INNOVATIONS, INC.

YOUR SATISFACTION IS ALWAYS GUARANTEED
Call For Details



Call: (914) 735-6127 • Fax: (914) 735-3560 ~ 24 Hours
119 Rockland Center ~ Suite 315 • Nanuet, NY 10954
Visit Our Website: <http://www.spysite.com>

C.O.D. Cash Money Order
Cashier's Check Bank Transfer

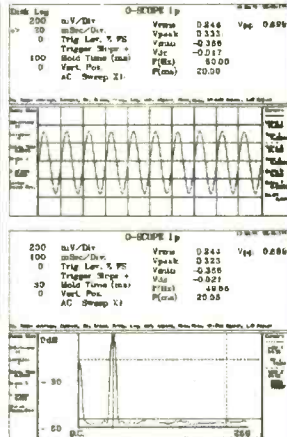
CIRCLE 316 ON FREE INFORMATION CARD

DIGITAL STORAGE OSCILLOSCOPES

WITH
SPECTRUM
ANALYZER,
DVM, FREQ.
COUNTER,
AND DATA
LOGGER.

from
\$189.

PORTABLE
MODULES
CONVERT PC'S
INTO
MULTIPURPOSE
TEST AND
MEASURING
INSTRUMENTS.



Why lug a scope around? Toss one of our modules into your laptop case or tool kit. For a multi-purpose test device, plug to a PC parallel port and use the PC screen. Continuous, delayed, or triggered sweeps can be frozen on the screen, printed out, or saved to disk. Frequency Spectrums DC to 25 MHz.

Allison now provides PICO TECHNOLOGY Ltd. portable test equipment, including high-speed scopes, and multi channel data loggers. Pico and O-Scope modules accept standard probes and work with 286 or faster PC's.

FEATURES:

- ♦ PORTABLE UNITS TO 25 MHz
- ♦ USES PRINTER PORT
- ♦ USES STD. PROBES

OPTIONS:

- ♦ PROBE SETS
- ♦ AUTOMOTIVE PROBES
- ♦ BATTERY PACKS
- ♦ SOFT & HARD CASES

O-Scopes Made in U.S.A. Picos Made in U.K.
Same Day Shipping
Includes Cable, Software & Manuals

- O-Scope I p (DC-50KHz, single trace)\$189.
- O-Scope II (DC-500KHz, dual trace)\$349.
- PICO (ADC 200/20) (DC-10MHz, dual trace)CALL
- PICO (ADC 200/50) (DC-25MHz, dual trace)CALL
- PICO pc based data loggers from \$99.

Shipping within U.S. UPS Ground \$7.50(Second day \$11.50)

SEND CREDIT CARD INFO., M.O., or CHECK, OR CALL

1-800-980-9806

Allison Technology Corporation

8343 CARVEL, HOUSTON, TX. 77036 U.S.A.

PHONE: 713-777-0401 FAX: 713-777-4746 BBS: 713-777-4753

<http://www.atcweb.com>

ONLY COOL-AMP SILVERPLATES ON THE JOB.

From a customer testimonial:

"Ok, your edge connectors don't connect. Or you want to plate your own PC creations, but you don't want to bother with electro-plate solutions. The plating on the socket... has worn off and no longer makes reliable contact... what are you going to do now?"

"Give the people at Cool-Amp a call. They have a silver plating compound I have used for the past couple of years that solves all of the above problems and more. This white powder has an infinite shelf life... and is easy to use.

"It will actually put a permanent silver plate on copper, brass or bronze... There are no messy or dangerous chemicals. Application could not be easier. Use a clean rag and a little bit of water and just rub it on a clean surface. In minutes you can permanently silver plate a circuit board or replating a power amp tube or socket.

"It has saved me time, money and my sanity."

Cool amp has even outperformed electroplating in recent tests. It is time-proven since 1944.



AND CONDUCTO-LUBE. THE SILVER-BASED CONDUCTIVE LUBRICANT.

The upstart, since 1952. Developed for switches, uses continue to expand to all applications needing a conductive lubricant.



ORDER FACTORY DIRECT:

503-624-6426 or FAX 503-624-6436

<http://www.thomaregister.com/cool-amp>

Does your Desoldering Tool really



If not, try one of my two favorites.

I have attended many trade shows worldwide in the last few years and these are the top two Desoldering Tools that I have found. You have probably seen the testimonials on the DEN-ON SC-7000Z in the last several issues. If you wish to see a copy or referrals from technicians in your state, call toll free and we will fax it to you immediately.



Sale Price
\$395.00

Price includes
one extra filter
and tip cleaner

New Features and Specifications

- ◆ Totally Self Contained diaphragm vacuum pump and AC motor (In the handle) for high vacuum suction or reversible hot air blow for SMD removal.
- ◆ 100Watt Ceramic heater with zero-crossover switching heater control circuit which prevents spikes and leakage currents.
- ◆ Unique patented long lasting filter cartridge design. Solder builds up on easily cleaned baffle, while air flows around the outside of baffle.
- ◆ Totally ESD Safe. The housing contains carbon and the tip is at ground potential for complete ESD Protection.
- ◆ Maximum vacuum of 650mmHg is attained in 100 milliseconds.
- ◆ Temperature adjustable from 300°C - 500°C (572°F - 932°F).

- ◆ Voltage—AC100v,120V,230V,50/60HZ
- ◆ Power Consumption—120W
- ◆ Pump—Diaphragm Type
- ◆ Motor Output—2W
- ◆ Vacuum Attained—650mmHg
- ◆ Temperature Range—300°C—500°C (572°F—932°F)
- ◆ Air Flow Rate—15 Liter/Minute (Open)
- ◆ Heater—100W (Ceramic)
- ◆ Control System—Feed Back Zero Cross-over Type
- ◆ Net Weight—420Grams

Check us out on the WEB

<http://www.heinc.com>

EDSYN

New Features

EDSYN has redesigned and improved their most popular ZD500 SOLDA-PULLT Hot Tip Self-Contained Desoldering Station and renamed it the ZD500DX.

- ⇒ New control circuitry for more precise temperature control, heat transfer, stability and calibration.
- ⇒ New vacuum pump design for improved performance and appearance.
- ⇒ New external calibration assists with ISO9000 compliance.
- ⇒ Updated modular design for easier maintenance.
- ⇒ Adjustable trigger and head assembly for comfort and ease of operation.
- ⇒ Wide range of tips available for all applications.
- ⇒ Vacuum Pump starts when handle is lifted from holder, thereby placing full vacuum at the trigger switch waiting for the trigger to be depressed. This allows for increased performance over conventional competitive models.



\$649.00

Demo Units available to Qualifying Companies

Visa - M/C - Discover - American Express - Terms to Qualifying Companies
30 Day Money Back Total Satisfaction Guarantee - One Year Parts and Labor Warranty

HOWARD ELECTRONIC INSTRUMENTS INC
6222 N. Oliver Kechi, KS 67067

Toll Free U.S. and Canada
1-800-394-1984

Web Site www.heinc.com
E-Mail sales@heinc.com
International (316) 744-1993
or Fax (316) 744-1994

CIRCLE 334 ON FREE INFORMATION CARD

EARN MORE MONEY!

Be an FCC LICENSED ELECTRONIC TECHNICIAN!



Earn up to \$60 an hour and more!

Learn at home in spare time. No previous experience needed!

No costly school. No commuting to class. The Original Home-Study course prepares you for the "FCC Commercial Radio-telephone License." This valuable license is your professional "ticket" to thousands of exciting jobs in Communications, Radio-TV, Microwave, Maritime, Radar, Avionics and more...even start your own business! You don't need a college degree to qualify, but you do need an FCC License.

No Need to Quit Your Job or Go To School
This proven course is easy, fast and low cost! **GUARANTEED PASS**—You get your FCC License or money refunded. **Send for FREE facts now. MAIL COUPON TODAY!**

Or, Call 1-800-932-4268 Ext. 210

COMMAND PRODUCTIONS

FCC LICENSE TRAINING, Dept. 210
P.O. Box 2824, San Francisco, CA 94126
Please rush FREE details immediately!

NAME _____
ADDRESS _____
CITY _____ STATE _____ ZIP _____

CHECK CAPACITORS IN-CIRCUIT WITH 100% ACCURACY IN 3 SECONDS---GUARANTEED

Automatically discharges capacitor, checks for DC leakage (DCR) and beeps below your preset value, measures ESR on LED bar and beeps from 1 to 5 beeps for values from good to bad.

- ONE-HANDED GOLD-PLATED TWEEZER PROBE
- HANDY 3-COLOR CHART SHOWS TYPICAL READINGS
- 20 SEGMENT LED METER DISPLAYS ESR FROM 0.1 TO 20 OHMS
- PORTABLE, RUNS ON AAA BATTERIES



* 60 DAY TRIAL PERIOD WITH MONEY-BACK GUARANTEE AVAILABLE FROM MOST MAJOR DISTRIBUTORS

(561) 487-6103    \$169
ELECTRONIC DESIGN SPECIALISTS
we make test equipment designed to make you money

WHITE-STAR ELECTRONICS

TEL: 405-631-5153 FAX: 405-631-4788

CONVERTERS:	20	50	100+
Regal CR-83	45	39	35
* New, Panasonic TZPC 145	75	69	65
DQN-5 (2 or 3) (unmodified)	45	39	35
DRZ-3 PJ (unmodified) 70 Channel Plain	35	32	29
DRX-3 PJ (unmodified) 60 Channel Plain	32	30	27

Call for FREE catalog.
405-631-5153



REMOTE CONTROL HAND UNITS:	20	50	100+
Jerrold Replaces: 400/450/550	4.95	4.50	4.25
Scientific Atlanta: 075/1175/475	4.95	4.50	4.25
8600: On screen display	7.50	7.00	6.50
Pioneer: BR 81, 82	4.95	4.50	4.25
Panasonic: Call for model #	7.50	7.00	6.50
Zenith: All	4.95	4.50	4.25
Tocom: 5503-VIP, 5503-A	7.00	6.50	6.25
Universal: 4 in 1 R/M	7.50	7.00	6.50

Call for Oak, Hamlin, Regal-83, Regency, Texscan, and all others.

Tamper-Bit tools: (10-lot)
Jerrold compatible bits:
1/4" Stacom Bit\$8.00
Oval Round D.....\$20.00
Torx Bit:
Tocom T-8\$8.00
Zenith T-10,T-15\$8.00
Pioneer T-20\$8.00
Scientific Atlanta T-20\$8.00
Pio 63XX Oval\$20.00
Bit Driver Handle\$4.00



We carry most remote hand units. If you don't find the one you're looking for, we can locate for you.

Specializing in large quantities.
HOURS: Monday thru Friday 9 am to 5 pm Central Time.

Call for FREE catalog.
Email: wse405@aol.com

CIRCLE 314 ON FREE INFORMATION CARD

* Do-It-Yourself Electronic Kits *

Mark V Electronics, Inc.
8019 E. Slauson Ave.,
Montebello, CA 90640

http://www.mark5co.com
Email: mark5co@aol.com

Catalog & Information
213/ 888-8988
Fax 213/ 888-6868

1/2 Shipping
Order over \$ 100
!!!

ORDER 1-800-521-MARK / 1-800-423-FIVE

Kit skill levels ▲ beginner ▲ intermediate or ▲▲ advanced!

Clearance Sale



Kit \$ ~~12.50~~ 6.99

TY-35
This is a low power real FM transmitter. Transmit frequency within 88-108 MHz. Transmit range about 200 ft. It has high sensitivity sound pickup by a capacitance microphone. May be used strictly for series purposes such as remote wireless monitoring.

Clearance Sale



Kit \$ ~~7.85~~ 4.85

TA-001
It employs high stability power IC & has a build in temperature compensating system. It has large power output & output & good distortion characteristic. Accept various magnetic & capacitor micro-phone input & other line input. 6-16V DC.

SCHOOL PROJECT CORNER

po orders welcomed from schools

- Melody Generator ▲ Kit \$ 13.85
- 6W Mini-Amplifier ▲ 9.50
- 0-15V 5A Regulated DC PS ▲ 17.50
- 36W Class A Power Amp. ▲▲ 32.50
- Dynamic Noise Reduction ▲ 26.00
- Multi-Function Control Switch ▲ 10.50
- 20 Bar/Dot Level Display ▲▲ 41.45
- Microphone Mixer Mono Amp. ▲ 20.79
- Superior Electronic Roulette ▲ 21.50
- Digital Clock with Melody Alarm ▲ 25.00
- Stereo Pre-Amp with Mic Amp. ▲ 10.78
- Mini Stereo Multi-Input Amp. ▲ 30.50
- 130-in-one Electronic Lab 29.99

SEE OUR CATALOG FOR MORE KITS !

Stereo Loudspeaker Protector

TY-25 ▲



Kit: \$ 16.75

Super fast acting relay protects speakers against destructive DC voltages. Can connect directly to a power amplifier or can use a separate power supply. Has a 3 second turn-on delay to avoid turn-on thumps.

Regulated DC Power Supply

TR-503 ▲▲



Kit: \$ 18.75

It is short circuit proof and has overload protection. Output voltage is variable over a range of 0-50 volts. Current limit trip is adjustable up to max of 3A. May use Mark V #002 transformer.

Fluorescent Light Driver

TY-2 ▲ (1 lb.)



Kit: \$ 14.75

This unit drives 6-40 watts fluorescent light for portable and emergency use. Works from a 7.2 - 16 VDC battery. Includes a "Hi-Efficiency Switching Mode IC Driving Circuit" suitable for use with different lights.

120-250W Mosfet Power Mono Amplifier AF-2 (6 lbs.) ▲▲



Kit: \$ ~~89.80~~ 82.80 Asmb. \$ 114.80

Power Output: 250W into 4 ohms RMS(42VX2 6A transformer is used). 120W into 4 ohms RMS(33VX2 4A transformer is used). Frequency Response: 3Hz-22,000Hz. THD: <0.03%. Signal to Noise Ratio: 91dB. Sensitivity: 1V RMS at 47k. Load Impedance: 4 or 8 ohms. Power Requirement: ±46VDC 4A or ±60VDC 6A. May use Mark V model 012 Transformer. Suggested Capacitor 8,200uf 100V Model 020. Suggested Metal Cabinet LG-1925.

30-in-one Electronic Lab Kit

KA-901 \$ ~~15.99~~ 12.99



No soldering is required! This simple electronics kit safely teaches the fundamentals of electronics. Build a radio, alarm, timer and more. Earphone for private listening. Uses safe battery power. Requires 4 "AA" batteries!

150MHz 8 Digit Frequency Counter

SM-100 (2 lbs.)




Kit: \$ ~~79.00~~ 68.00

Asmb. \$ 99.00

It is used for adjustment, test & repair of any kind of high frequency circuit products. It can give up to 8 digit of resolution for a wide frequency range 10Hz - 150 MHz. The last input frequency can HOLD on the display for future reference & comparison. The circuit structure is compact & reliable for the most updated A/D LSI circuitry. The input impedance is 1M ohm.

300W High Power Mono Amplifier TA-3600 (5 lbs.) ▲▲▲



82.00

Kit ~~89.00~~

Asmb. \$ 115.00

Power Output: 300W into 8 ohms RMS. 540W music power into 8 ohms. Frequency Response: 10Hz-20KHz. THD: < 0.05%. Sensitivity: 1V RMS at 47K. Power Requirement: 60 to 75 VDC at 8A. May use Mark V Model 007 or 009 Transformer. Suggested Capacitor: 8,200uf 100V Model 020 Capacitor. Suggested Metal Cabinet LG-1925.

120W + 120W Pre & Main Stereo Amplifier TA-800MK2 (4 lbs.) ▲▲



Kit: \$ 67.92 Asmb. \$ 86.95

Power Output: 120W into 4 ohms RMS. 72W into 8 ohms RMS. Frequency Response: 10 - 20 KHZ. THD: < 0.01%. Tone Control: Bass ±12dB, Mid ±8dB, Treble ±8dB. Sensitivity: Phono Input, 3mV into 47K. Line, 0.3V into 47K. Signal to Noise Ratio: 86dB. Power Requirement: 40V DC @ 6A. May use Mark V Model 001 or 008 Transformer. Suggested Metal Cabinet Model LG-1924.

80W + 80W Pure DC Stereo Main Power Amplifier TA-802 (4 lbs.) ▲▲



Kit: \$ 49.94
Asmb. \$ 69.94

Power Output: 80W per channel into 8 ohms. THD: < 0.05%. Frequency Response: DC to 200 KHZ, -0 dB, -3dB @ 1W. Power Requirement: 30V AC X 2 @ 6A. May use Mark V Model 001 or 008 Transformer. Suggested Capacitor 8,200uf 50V Model 017. Suggested Metal Cabinet LG-1924

60+60W Stereo Power Amp. ▲▲

SM-302 (11 lbs.)



Kit: \$ 85.00

It provides 3 input jack pairs. One pair accept a high impedance micro-phone. The two remaining pairs are for high & low level input sources. Power Output: 60W per channel into 4 ohms RMS. 20Hz-20KHz. THD: < 0.1%. Input Sensitivity: Mic /Guitar 10mV, Hi 380mV, Lo 640mV. Ready to plug in when assembled.

30W + 30W Pre & Main Stereo Amplifier TA-323A (1 lb.) ▲



Kit: \$ 32.50 Asmb. \$ 50.50

Power Output: 30W into 8 ohms RMS per channel. THD: < 0.1% from 100 Hz to 10 KHZ. Sensitivity: Phono 3mV @ 47K. Tuner, Tape 130mV @ 47K. Signal to Noise ratio: 80dB. Power Requirement: 22 to 36V AC, 3A. May use Mark V Model 002 Transformer. Suggested Cabinet LG-1684.

Metal Cabinets

Aluminum Front Panel

- LG-1273 3x12x7" (4 lbs.) \$ 26.50
- LG-1684 4x16x8" (7 lbs.) 32.50
- LG-1924 4x19x11 1/2" (10 lbs.) 38.25
- LG-1925 5x19x11 1/2" (10 lbs.) 42.00
- LG-1983 2 1/2x19x8" (7 lbs.) 35.25

Transformers (5-12 lbs.)

**Toroidal Transformers

- # 001 28V/30V x2 6A \$ 30.00
- # 002 36V x2 3A 25.00
- # 003 40V x2 6A 32.00
- # 008** 28V/30V x2 6A 42.00
- # 009** 48/53V x2 8A 68.00
- # 012** 33/40/42V x2 6A 52.00

3 1/2 Multi-Function LED DPM ▲▲

SM-43 (1 lb.)



Kit: \$ ~~33.50~~ 18.00

Asmb. \$ 48.00

To use this instrument as a voltmeter, ammeter, ohmmeter, temperature meter. AC/DC Voltage range: 1mV-1000V. Thermometer range: 0-100C. DC current range: 1 microamp - 2 amp. Capacitance range: 1pf-2 microfarads. Frequency Counter: 10Hz-20KHZ. Max indication ±1999. Power Supply: 5-6V DC, 200ma.

Minimum order: \$ 20.00. We accept Visa, MasterCard, Money Orders, and Checks (allow 2 weeks for clearance). We ship by UPS ground inside US (min \$6.00) and ship by US mail outside US. Please call our operator for orders over 2 lbs. or foreign orders.

CIRCLE 330 ON FREE INFORMATION CARD

Network Service Tool Set

Popular installation and service tools for networks, modems and telephones. All hand tools are professional heavy duty type.

Use the compact tester on 10BASE-T (UTP & STP), thin Ethernet (BNC), 8-position Token Ring, AT&T 258A and EIA/TIA 568A/B. Automatically scans cables for continuity, wiring sequence and polarization. Tests STP cable ground. Testing installed cables is easy with Remote Terminator and gender changers (UTP and BNC). 9V battery included.

- Coax Stripping Tool, RG-58 & RG-59
- BNC Crimping Tool, RG-58 & RG-59
- Modular Cutting/Stripping/Crimping Tool (4, 6 & 8-Position)
- Multi-Network Cable Tester
- AC Receptacle Tester
- Cable Cutter

Order No. 55625 \$197.00



PC Service Tool Set

Contains all tools needed to troubleshoot & service IBM-compatible PCs. Set includes:

- AMI Diagnostic Software
- POST Card
- Logic Probe
- Digital Multi-Meter
- AC Receptacle Tester
- Serial Adapter
- Serial & Parallel Loopback Connectors
- DIP IC Puller
- PLCC IC Puller
- Grounding Wrist Strap
- Key Top Puller

Order No. 55000 \$198.00



PC Diagnostic Tool Set

- AMI Diagnostic Software
- POST Card

Order No. 55555 \$89.00

Network Installation Tool Set

- Network Tool Set 55625 without the Multi-Network Cable Tester.

Order No. 55600 \$99.00

Call for your FREE Catalog
Graymark®

P.O. Box 2015 Tustin, CA 92781
<http://www.labvolt.com>

CALL TODAY!
800-854-7393



CIRCLE 333 ON FREE INFORMATION CARD

Radiotelephone - Radiotelegraph

FCC Commercial License

Why Take Chances?

Discover how easy it is to pass the exams. Study with the most current materials available. Our Homestudy Guides, Audio, Video or PC "Q&A" disks make it so fast, easy and inexpensive. No college or experience needed. The new commercial FCC exams have been revised, covering updated Aviation, Marine, Radar, Microwave, New Rules & Regs, Digital Circuitry & more. We feature the Popular "Complete Electronic Career Guide". 1000's of satisfied customers **Guarantee** to pass or money back. Newest Q&A pools.

Send for **FREE DETAILS** or call

1-800-800-7555

WPT Publications
4701 N.E. 47th St.
Vancouver, WA 98661

Name _____

Address _____

City _____ St. _____ Zip _____

1-800-800-7555

PIC our brains!

The PIC-MDS microcontroller development system will teach you how to use the powerful mid-range family of PIC® microcontrollers in your designs. The included program examples use the built-in features of the PIC-MDS development board to guide you from simple programming concepts to keypad scanning, RS-232 serial I/O, LCD display, A/D conversion, interrupts, and much more.



The PIC-MDS Professional Pack includes:

- PIC16C711 & 16F84 microcontrollers
- EPIC Programmer & PM assembler
- detailed training manual with disk
- in-circuit programming cable & socket
- ZIF socket • buffered LED port indicators
- 2 X 16 LCD display • 2 analog pots • RS-232 port
- 256 byte serial EEPROM • crystal/resonator socket
- 5V & variable DC regulators • cables & adapters
- all I/O pins on screw terminals & PICBUS connector
- all code examples in Microchip and Parallax™ syntax

only \$299!

Also Available:

- **Hobbyist Pack \$199** (kit, no ZIF, 16F84 only)
- **Quick-MDS \$69** (prototyping system)
- **PicBasic \$99**

All prices are in \$US. Add \$15 for shipping. Canadian & International orders call or see web for prices. PIC is a registered trademark of Microchip Technology Inc. in the USA and other countries. Parallax is a trademark of Parallax, Inc.

Sirius microSystems

Visit our Web page: <http://www.siriusmicro.com>

172 Harvard Road
Waterloo, ON N2J 3V3
CANADA
+1-519-886-4462 (ph.)
+1-519-886-4253 (fax)
support@siriusmicro.com

Any waveform you want!




Starting at
\$795

Quantity 1

Money back
guarantee

- **Synthesized Signal Generator**
Clean sinewaves DC-20 MHz with .001% accuracy!
.1 Hz steps. DC Offset. RS232 remote control.
- **Arbitrary Waveform Generator**
40 Megasamples/Second. 32,768 points. 12 bit DAC
- **Function Generator**
Ramps, Triangles, Exponentials & more to 2 MHz!
- **Pulse Generator**


Telulex Inc. model SG-100




DC to 20 MHz linear
and log sweeps



Int/Ext AM, SSB,
Dualtone Gen.



Int/Ext FM, PM,
BPSK, Burst



Ramps, Triangles,
Exponentials




Pulse Generator



Noise



Arbitrary Waveforms



Unlimited Possibilities!

Telulex Inc.

2455 Old Middlefield Way S Tel (415) 938-0240 <http://www.Telulex.com>
Mountain View, CA 94043 Fax (415) 938-0241 Email: sales@Telulex.com

CIRCLE 320 ON FREE INFORMATION CARD

CONTROL MEASURE INPUT

RELAYS • LIGHTS • MOTORS
TEMPERATURE • PRESSURE • LIGHT LEVELS • HUMIDITY
SWITCH POSITIONS • THERMOSTATS • LIQUID LEVELS

MODEL 30 \$79



- PLUGS INTO PC BNC
- 24 LINES DIGITAL I/O
- 8 CHANNEL
- 8 BIT A/D IN
- 12 BIT COUNTER
- UP TO 14K SMP/SEC

MODEL 45 \$189




- RS-232 INTERFACE
- 8 DIGITAL I/O
- 8 ANALOG INPUTS
- 2 ANALOG OUTPUTS
- 2 COUNTERS-24 BIT

MODEL 100 \$279



- 12 BIT 180 KHZ A/D
- 4 ANALOG OUTPUTS
- 3 TIMER COUNTERS
- 24 DIGITAL I/O

MODEL 60 \$179



- 8 2-AMP RELAYS
- 16 DIGITAL I/O
- 1 8-BIT ANALOG INPUT

MODEL 40 \$99



- RS-232 INTERFACE
- 28 LINES DIGITAL I/O
- 8 ANALOG INPUTS
- PWM OUTPUT
- OPTIONAL 12 BIT A/D

MODEL 70 \$239



- RS-232 INTERFACE
- 18 BIT A/D
- 8.5 DIGIT
- UP TO 60 SMP/SEC

NEED A CUSTOM PCB? TRY US.

PRAIRIE DIGITAL, INC.

PHONE 608-643-8599 • FAX 608-643-6754
846 SEVENTEENTH STREET • PRAIRIE DU SAC, WISCONSIN 53578

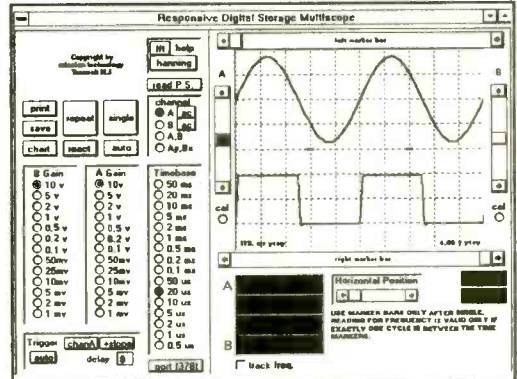
CIRCLE 323 ON FREE INFORMATION CARD

TURN YOUR PC INTO A DIGITAL STORAGE OSCILLOSCOPE!

The all new
PC-
MultiScope
2

10Mhz
analog
bandwidth!

At right:
Actual
scope
screen as
seen on
your PC
monitor.



FEATURES:

1. Dual channel; external triggered
2. Digital storage; Windows based
3. Connects to PC parallel port
4. 20Megasamples/sec sampling; 10Mhz max. analog bandwidth
5. 8 bit resolution/ 8K RAM buffer
6. Prog. gain: 10v/div to 1mv/div
7. Spectrum analyzer (fft) function
8. Strip chart recorder function
9. TTL output for control app's
10. Visual Basic source code avail.

The top choice of corporations, universities and scientists worldwide!

AMAZE ELECTRONICS CORPORATION
amaze@hooked.net www.hooked.net/users/amaze
Phone: 800-996-2008 Fax: 408-374-1737

NEW

Digital Power Meter

Measures
Watts
& Watt-hours
(kW-hr)

Simple to use.

Plug the Power Meter into any 115V AC outlet, and plug the appliance to be measured into the Power Meter. **That's it!**

- Measure REAL ("true") power 3 to 1850 Watts
- Measure Power used, 1 Watt-hour to 9999 kilo-Watt-hr
- Measure power cost (\$), just enter cost per kilo-Watt-hr
- Microprocessor based circuitry
- 16 character LCD display • 4 button keypad
- Digital processing handles any AC waveform, any power factor
- Lifetime Warranty!

Self Calibrating for excellent accuracy!

Performs the same functions as instruments costing \$500-\$1000!
No other instrument on the market even comes close for this price!!

Only \$149.⁹⁵ Delivered! mc/visa/MO/Check

To order, call toll free

1-888-433-6600

Brand Electronics,
421 Hilton Rd.
Whitefield, ME 04353

For information only, call 1-207-549-3401

NEW

PIC'n Books

LEARN ABOUT PIC16/17 MICROCONTROLLERS

EASY PIC'n Beginner

- Programming techniques
 - Instruction set
 - Addressing modes
 - Bit manipulation
 - Subroutines
 - Sequencing
 - Lookup tables
 - Interrupts
 - Using a text editor - source code
 - Using an assembler
 - Timing and counting
 - Interfacing - I/O conversion
 - Lots of examples
- \$29.95

PIC'n Up The Pace Intermediate

- Serial communication
 - PIC16 to peripheral chips
 - PIC16 to PIC16
 - Serial EEPROMS
 - LCD interface
 - Scanning keypads
 - D/A conversion
 - Sensors - analog voltage output
 - A/D conversion
 - Math routines
 - Decimal interface
 - PIC16C84 EEPROM data memory
 - Lots of circuits and code
- \$34.95

+ \$4 s/h in US for one book, \$6 both books
VISA, MC, AMEX, MO, Check
CA residents please add 7.25% CA sales tax
PIC is a trademark of Microchip Technology Inc.

SQUARE 1 ELECTRONICS

P.O. Box 501, Kelseyville, CA 95451
Voice (707) 279-8881 FAX (707) 279-8883
<http://www.sq-1.com>


"7-WAY COPY CAT \$995.00*"

NEW!

7-Way

StarTac

\$1295.*



Does.. 1. MOTOROLA (includes elite and EE3)! 2. NEC (includes P100-200-300-400-600-700)! 3. AUDIOVOX (does new 800 & 850)! 4. PANASONIC! 5. SONY (H333)! 6. MITSUBISHI-DIAMONDTE.L.! 7. GE-ERICSSON (includes new version)!

We offer complete upgrade options on older units as well as new and replacement cables. We also offer used and refurbished units. For a complete catalog, visit us on the web at www.celltec.com

Upgrade
Your Old Copy
Cat **NOW**
to a **7-Way**
with **EE3**
& **StarTac**

*cables optional

All units are sold for **EXPERIMENTAL AND EDUCATIONAL PURPOSES ONLY!**

CALL US TODAY AT 770.973.8474

CIRCLE 313 ON FREE INFORMATION CARD

www.americanradiohistory.com

Tel: (954) 974-6864
 Fax: (954) 974-6818

GATEWAY PRODUCTS CORP.

Please mail orders to:
 P. O. Box: 93-6397
 Margate, FL 33093

Deal U3.....\$5.00

 LM324
 LM339
 LM358
 NE555
 LM558
 LM741
 Linear ICs
 (12pcs total.....2 pcs ea)

Deal N1.....\$3.00

 PN2222A
 2N3904
 2N4401
 NPN Transistors
 (30pcs total.....10pcs ea)

Deal P9.....\$3.00

 1N4148.....switching
 1N4001.....1A/50V
 1N4004.....1A/400V
 1N4007.....1A/1kV
 Diodes
 (40pcs total.....10pcs ea)

Deal A2.....\$3.50

 1uF 10uF
 2.2uF 22uF
 3.3uF 33uF
 4.7uF 47uF
 All caps: 50V
 Radial Lytics
 (40pcs total.....5 pcs ea)

Deal A7.....\$4.00

 10uF 100uF
 22uF 220uF
 33uF 330uF
 47uF 470uF
 All caps: 25V
 Radial Lytics
 (40pcs total.....5 pcs ea)

Deal R4.....\$3.00

 10pF 47pF
 22pF 100pF
 27pF 150pF
 33pF 220pF
 All caps: 50V
 Ceramic Disc
 (40pcs total.....5 pcs ea)

Deal T6.....\$3.50


 1uF/35V
 2.2uF/35V
 10uF/16V
 Tantalum Caps
 (15pcs total.....5 pcs ea)


Deal V8.....\$5.00


 CD4001B
 CD4011B
 CD4013B
 CD4017B
 CD4028B
 CD4050B
 CD4068B
 CD4069B
 CMOS ICs
 (18pcs total.....2 pcs ea)

Deal N9.....\$3.00

 PN2907A
 2N3908
 2N4403
 PNP Transistors
 (30pcs total.....10pcs ea)

Deal H8.....\$4.00

 1N5401.....3A/100V
 1N5404.....3A/400V
 1N5408.....3A/1kV
 6A10.....6A/100V
 6A100.....6A/1kV
 Power Diodes
 (25pcs total.....5 pcs ea)

Deal G5.....\$3.00

 1N34A, 1N80, 1N270
 Germanium Diodes
 (18pcs total.....6 pcs ea)


Deal X8.....\$3.00

 1Amp
 4Amp
 1.5Amp
 DF04M.....DIP
 W04M.....Round
 KBL04.....In-line
 400V Bridges
 (6 pcs total.....2 pcs ea)

Deal R7.....\$3.00

 270pF .01uF
 330pF .022uF
 470pF .047uF
 .001uF 1uF
 All caps: 50V
 Ceramic Disc
 (40pcs total.....5 pcs ea)


Closeout Items
 (10 pcs min. No mix)


- 2N2222A.....25¢
- 74LS174.....20¢
- 74LS244.....20¢
- 74LS245.....20¢
- 74LS374.....20¢
- LF353N.....25¢
- LM386N.....25¢
- MC1488.....25¢
- MC1489.....25¢
- Crystals.....50¢
- 3.5795MHz.....4.000MHz
- 11.0592MHz.....11.0592MHz
- 1/4" pushbutton
Normally Open
only.....20¢
- LM317T.....50¢
- 7818.....25¢
- 7824.....30¢
- 78L05.....25¢

Deal M4.....\$5.00

 7805 7812
 7808 7815
 12 pcs total
 (3pcs of each)

Deal Q2.....\$4.00


 MPSA05
 MPSA13
 MPSA27
 MPSA42
 MPSA58
 MPSA82
 Transistors
 (30pcs total.....5 pcs ea)


Deal Y6.....\$2.00

 1N5817.....1A/20V
 1N5818.....1A/30V
 1N5819.....1A/40V
 1Amp Schottky Diodes
 (9 pcs total.....3 pcs ea)

Deal Z7.....\$3.00

 1N4728A.....3.3V
 1N4733A.....5.1V
 1N4739A.....9.1V
 1N4742A.....12V
 1N4744A.....15V
 1Watt Zener Diodes
 (25pcs total.....5 pcs ea)

Deal C5.....\$4.00


 TIP 31C
 TIP 32C
 TIP 120
 TIP 125
 Transistors
 (8 pcs total.....2 pcs ea)


Deal B5.....\$3.50

 .01uF .047uF
 .022uF 1uF
 50V Monolithic Caps
 (40pcs total.....10pcs ea)


Deal M5.....\$5.00

 7905 7912
 7908 7915
 12 pcs total
 (3pcs of each)

Deal J1.....\$3.50

 78L05
 78L12
 10 pcs total
 (5pcs of each)

Deal Y9.....\$3.00

 1N5820.....3A/20V
 1N5821.....3A/30V
 1N5822.....3A/40V
 3Amp Schottky Diodes
 (9 pcs total.....3 pcs ea)

Deal W2.....\$3.00

 120pcs total.....20 pcs of
 each: 10k, 47k, 100k, 470k,
 1k, 4.7k. All 1/4W 5%.



Deal W5.....\$3.00

 100pcs total.....20 pcs of
 each: 10k, 47k, 100k,
 470k, 1M. All 1/4W 5%.

Deal S3.....\$5.00

 Miniature size
 1/4" Panel hole
 spdt.....on-on
 spdt.....on-off-on
 dpdt.....on-on
 dpdt.....on-off-on
 (8 pcs total.....2 pcs ea)

SOLDER ROLL

 SN63/37
 .031" dia
 1 Lb Roll
\$7.95

  **\$10.00 minimum order. We accept VISA, MC, MO, Check, No-CODs. Please add \$5.00 for shipping & handling (foreign addresses: \$8.50). Florida addresses add your applicable county sales tax. Hours: Mon-Fri: 9AM to 5PM (EST). All new premium parts. Send for free Catalog.**

CIRCLE 332 ON FREE INFORMATION CARD

Bring your ideas and inventions to life

With a Smithy 3-in-1 Lathe•Mill•Drill you can save time and money whether you own a business or just have a lot of great ideas. Mike Bloom of Intelligent Design Systems (Minnesota) owns a prototyping shop and several Smithys.

"We're an R & D company. Companies come to us with problems and we design machines to solve them," Bloom said. "I used to co-venture off my prototyping but last year I

Bob Munden turned a love of shooting into quick-draw world records and a busy gun-customization business

spent more than \$140,000 in outside machine shops."

A current 3-ton gas centerfuge project involves 13 patents. "There are very few store-bought parts in the entire machine," Bloom said.

Intelligent Design Systems does



Above: The Smithy CB-1220 XL

only modeling and prototyping—no production. Bloom needed machines that could do good, precise work. "I've been happy with the tolerances we've been able to achieve. We're using our Smithys for modeling and actual components."

Big power, big performance Smithy's compact, versatile machine tools fit into a garage corner, are large enough to do the job, and sturdy enough to last a lifetime.

Beginner or seasoned pro, with a Smithy machine you'll be able to tackle any project you have in mind. We back each machine with a Premium Tool Pak, our *Machine Tool Basics* video, a toll-free machining helpline staffed by friendly, knowledgeable technicians, and much more. Smithys pay for themselves—we guarantee it! But you don't have to take our word for it. Do you want to talk machining with other Smithy owners? We'll refer you to owners in your area.

Call 1-800-345-6342 for your **FREE Info Pak** today--see what a Smithy could do for you!



 **Smithy.**

1-800-345-6342

Ask for operator EN

or write: Smithy • Dept. EN • PO Box 1517
 Ann Arbor, MI 48106-1517



- PRODUCT ENGINEERING
- FIRMWARE DEVELOPMENT

"QUALITY IS OUR CAPITAL CONCERN."

**Complete On Site
Electrical Engineering Lab**

- REVERSE ENGINEERING
- RF CIRCUIT DESIGN & MANUFACTURING

• MICRO CONTROLLER & EPROM HARDWARE & SOFTWARE DEVELOPMENT

From Auto-Routing to CNC Routing to Electronic Assemblies...
Capital Electronics is Your Best Route For Printed Circuit Boards.

DESIGN/LAYOUT

- CAD LAYOUT SERVICES
- COMPATIBLE WITH ALMOST ALL CAD SYSTEMS
- FROM SCHEMATICS OR SAMPLE PCB'S
- PHOTOPLOTTING SERVICES
- 28,800 BAUDE MODEM

PRINTED CIRCUIT BOARDS

- SINGLE & DOUBLE SIDED
- MULTI-LAYER & FLEXIBLE PCB'S
- FROM QUICK TURN PROTOTYPES TO SCHEDULED PRODUCTION RUNS
- FINE LINES, SMT
- ELECTRICAL TESTING
- PRECIOUS METAL PLATING

ASSEMBLY SERVICES

- FAST TURN BOARD STUFFING
- WIRE HARNESSES
- WAVE SOLDERING
- ACQUISITION OF PARTS
- FINAL TESTING
- TURNKEY SERVICES
- CUSTOM ENCLOSURES

*For Quick & Competitive Pricing or More Information,
Please Call Us Today!*

303 Sherman Street • Ackley, Iowa 50601
(515) 847-3888

Fax (515) 847-3889 • Modem (515) 847-3890



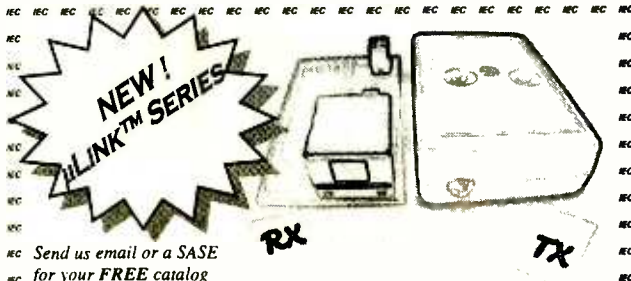
Internet Access:

For Automated Info Response:
INFO@capital-elec.com

E-Mail: Quote@capital-elec.com

Web Access: <http://www.capital-elec.com>

CIRCLE 327 ON FREE INFORMATION CARD



μLink™ Infrared Remote Control System

- 4 Function IR Transmitter (pcb 1.1"x 1.9") #IRTX4-A
 - 4 Function IR Receiver (pcb 1.1"x 1.9") #IRRX4-A
 - Receiver can LEARN up to 4 transmitters.
 - Each transmitter can have a different access level.
 - User selectable receiver output modes.
 - Up to 9m Range. Great for security and hobby applications.
 - RX and TX IC's available.
- Only \$39.⁹⁵/pair + S&H, additional IRTX4-A units \$19.⁹⁵

SURFACE MOUNT KITS:

- Pager Decoder Interface
- Garage Door Opener
- Wireless FM mic and more

SERVICES:

- Circuit Board Manufacturing
 - PIC Programming
- Member IPC

Orders: 1-800-417-6689 Mon-Fri 9AM-6PM ET
visa/mastercard/money orders
email: iecorp@i-e-c.com

web: <http://home.earthlink.net/~iecorp>
IEC ♦ PO Box 52347 ♦ Knoxville TN 37950

COPYRIGHT ©1997 International Electronics Corp.



**PCB Artwork
Made Easy!**

PRINTED CIRCUIT DESIGN SOFTWARE

For DOS & WINDOWS

Layout - Autorouting - Schematic - Circuit Simulation

- * New - Ripup and Retry Router in Advanced Pkg.
- * Copper Flooding for Building Ground Areas
- * Gerber and Excellon Output
- * Create Negative & Positive Printouts
- * Create Single or Multi Layer Boards
- * Create artwork from the Schematic
- * Analog and Digital Simulation available
- * Make boards up to 32" x 32"
- * Parts Libraries - Silk Layers - Solder Mask
- * Great for All Circuit Design Projects!

Download Demos from BBS (205)933-2954

PCBoards Layout for DOS \$99

Windows™ Version starts at \$149

Call or Write for Full Product Line, Prices & Demo Packages

PCBoards
2110 14th Ave. South
Birmingham, AL 35205

(800)473-7227
Fax (205)933-2954
Phone (205)933-1122

I DOUBLED MY INCOME...


WORK ONLY HALF THE HOURS!

I covered a lot of miles driving a cab for 13 years... but I sure didn't get anywhere! I mean the hours were long. The pay was short. My boss pushed, pushed, pushed all the time. In the meantime bills were piling up. Medical bills. House repairs. Charge cards. Just the everyday things. I was not just behind the wheel, I was behind the eight ball.

That's when I saw a magazine article that talked about the hottest big money-making career opportunities of the 90's. The one that interested me the most pertained to the **NEW explosive SATELLITE DISH/TV/ELECTRONICS field.**

I mailed the coupon for the FREE information kit they offered. I liked what I saw when the information packet came in the mail. What really caught my eye, however, was the idea I could gain all the knowledge I needed to make a success of this business studying in my spare time at home. **Foley-Belsaw's modern, practical hands on course combines simple step-by-step lessons with easy -to-follow video cassette guidance.** No special experience, education or electronics background is necessary. Just average mechanical aptitude to follow simple A-B-C repair procedures that are clearly outlined for you.

I decided to get in on the action... and just look at me now! Now I'm really in the driver's seat. I'm doing what I want to do. I'm my own boss. I set my own hours. I'm making more money than my wife and I ever dreamed possible. **Would you believe I'm making twice what I made driving a cab...and I work only half as many hours.**



Hottest career opportunity since invention of the VCR!

Get in the **FAST LANE** on the New "INFORMATION SUPERHIGHWAY" Everyone's Talking About!

It's exciting! It's gigantic! The technology of tomorrow is here today! You've been reading and hearing about the amazing INFORMATION SUPERHIGHWAY. **It's so NEW that few technicians are equipped to service this fast emerging field!** **Foley-Belsaw gives you SATELLITE DISH technology (including New MINI-DISH)...** along with the electronics expertise you need to make BIG MONEY servicing TVs and other electronics equipment.

Be Your Own Boss!

It's quick and easy to become an expert at home in your spare time. Earn really BIG money adjusting, installing and repairing Satellite Dish Systems, TVs, Amplifiers, CD Players, AM/FM Tuners, Home Entertainment Centers. Every home, every business, every office in your area desperately needs your expertise!

Your Timing Couldn't Be Better!

Never before and probably never again will you have a ground-floor opportunity like this to get into a

booming business of your own, make really big money, be your own boss and enjoy financial freedom and security. The fact you're reading this message shows you're smart enough to realize this!

Learn In Spare Time At Home!

It's easy to learn in your spare time at home. And when you complete the course you will receive Foley-Belsaw's official diploma acknowledging your accomplishment

Send Coupon Today for FREE Kit. No Obligation.

Don't miss out on this once-in-a-lifetime opportunity. Send in the coupon NOW. Get all the facts and study them in the privacy of your own home. There's absolutely no obligation and no salesman will call on you. So don't delay. Mail the coupon today.

"Took in over \$3,200 in the past 10 days!"
H.H., Denver, CO

"Doubled my income within 6 weeks."
R.B., Bakersfield, CA

Mail for FREE Information Package

Foley-Belsaw Institute
6301 Equitable Road
Kansas City, MO 64120-1395



Please Check Only ONE of the Following:

- | | |
|---|---|
| <input type="checkbox"/> Satellite Dish, Dept. 31504 | <input type="checkbox"/> Locksmithing, Dept. 13034 |
| <input type="checkbox"/> Computer Repair, Dept. 64633 | <input type="checkbox"/> Small Engine Repair, Dept. 52910 |
| <input type="checkbox"/> Gunsmithing, Dept. 92535 | <input type="checkbox"/> Woodworking, Dept. 43778 |
| <input type="checkbox"/> PC Programming, Dept. 35451 | <input type="checkbox"/> Upholstery, Dept. 81448 |
| <input type="checkbox"/> VCR Repair, Dept. 62732 | <input type="checkbox"/> Saw & Tool Sharpening, Dept. 21805 |
| <input type="checkbox"/> Vinyl Repair, Dept. 71378 | |

Name _____

Address _____

City _____

State _____ Zip _____

Call Toll-FREE 1-800-487-2100

PC PLACE

January 1998, Electronics Now

Turn Your Multimedia PC into a Powerful Real-Time Audio Spectrum Analyzer

Features

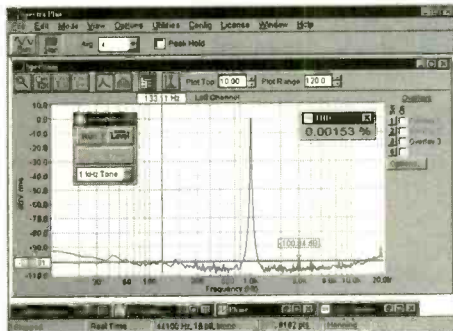
- 20 kHz real-time bandwidth
- Fast 32 bit executable
- Dual channel analysis
- High Resolution FFT
- Octave Analysis
- THD, THD+N, SNR measurements
- Signal Generation
- Digital Filtering
- Triggering, Decimation
- Transfer Functions, Coherence
- Dynamic Data Exchange (DDE)
- Time Series, Spectrum Phase, Spectrogram and 3-D Surface plots
- Real-Time Recording and Post-Processing modes

Applications

- Distortion Analysis
- Frequency Response Testing
- Vibration Measurements
- Acoustic Research

System Requirements

- 486 CPU or greater
- 8 MB RAM minimum
- Win. 95, NT, or Win. 3.1 + Win.32s
- Mouse and Math coprocessor
- 16 bit sound card



Priced from \$299

(U.S. sales only – not for export/resale)

Professional Quality Sound Cards Available...Call

DOWNLOAD FREE 30 DAY TRIAL!

www.telebyte.com/pioneer

PHS

Pioneer Hill Software
24460 Mason Rd. N.W.
Poulsbo, WA 98370

Spectra Plus 4.0


Affordable Signal Processing Software

Sales: (360) 697-3472

Fax: (360) 697-7717

e-mail: pioneer@telebyte.com

The Pocket Programmer Only \$129.95



The portable programmer that uses the printer port of your PC instead of an internal card. Easy to use software that programs Eprom, EEprom, Flash & Dallas Ram. 27(C) / 28(C) / 28F / 29F / 29C & 25XX series from 16K to 8 Megabit with a 32 pin socket. Adapters available for Pic, PLCC, 5-Gang, 874X, 875X MCU's, 40-Pin X 16 & Serial Eprom's, and Eprom Emulator to 32K X 8.

Same Name, Address & Phone # for 13 Years... Isn't it Amazing ?

Intronics, Inc.

Box 13723 / 612 Newton St.
Edwardsville, KS 66113 Add \$4.75 CDD
Tel. (913) 422-2094 Add \$4.00 Shipping

Fax (913) 441-1623 Visa / Master Charge

Since 1965, we've worked to make sure all children have the opportunity to learn valuable lessons during the years when it's easiest for them to learn.

To find out how you can help, call your local Head Start.



Nurture the future
BE A HEAD START VOLUNTEER



CABLE TV CONVERTERS

Equipment & Accessories
Wholesalers Welcome

Call C&D ELECTRONICS
1-888-615-5757 M-F 10a-6p

ROBOTIC MACHINING

ROUTE, MILL, DRILL, CARVE, ENGRAVE, PAINT
IN WOOD, PLASTIC, VINYL, PC BOARD, & LIGHT METALS!

STARTING AT
\$695.00

- 4 MOTOR GANTRY MILL CONFIGURATIONS
- PC COMPUTER CONTROLLED CNC/DNC
- IMPORT/ EXPORT FILES TO OTHER CADS
- AUTO-BACKLASH COMPENSATION
- PRE-MACHINED HEAVY CASTINGS
- SIMULTANEOUS 3 AXIS MOTION
- FREE 3D CAD/CAM SOFTWARE
- AVAILABLE IN KITS OR ASSEMBLED
- EXPEDITE SERVICE ALSO AVAILABLE
- OPTIONAL ALUMINUM WAY COVERS
- .001" RESOLUTION / AMERICAN MADE



3 AXIS UNITS
FROM 12" X 12" TO
66" X 66" MACH. AREA

<http://www.uscyberlab.com>


U.S. CYBERLAB, INC. 14786 SLATE GAP RD., WEST FORK, AR 72774

CALL NOW FOR INSTANT SPECS 501-839-8293 24 HR. FAX-BACK

MEMBRANE SWITCH KITS!

FLAT PANEL KEYPADS
ASSEMBLE IN
MINUTES WITH YOUR
LEGEND

AVAILABLE IN 4, 12,
16, 24 & 40 KEY TYPES



DSK-4
\$9.89

DSK-12
\$14.29

INDUSTRIAL TYPES
AVAILABLE

MORE THAN 30 LAYOUTS
TO FIT MOST
APPLICATIONS

CALL FOR FREE
BROCHURE

SIL-WALKER

880 CALLE PLANO,
UNIT N
CAMARILLO, CA
93012

PHONE: (805) 389-8100

FAX: (805) 484-3311

VISA / MASTERCARD

Modern computing and standard surge suppressors...a recipe for disaster.

Almost all surge protection devices use MOV's (metal oxide varistors) as their active element. MOV's are sacrificial/wear/limited life components. Surge suppressors based on this technology are doomed to failure. These surge "suppressors" also don't suppress a thing. They divert powerline surges equally to the ground and neutral wire. When you put current on the common ground wire of interconnected equipment some of that current will flow (through the inherent ground loops) to the data lines. This is a major cause of lock-ups and misoperations that plague today's computer environments. Another fact; all modern computers use switch mode power supplies. During surges the power supply capacitors must charge to the clamping level of the MOV before the MOV turns on. A recent study has shown that it takes a 3000A surge 15 microseconds (15,000 nanoseconds) to charge the typical capacitors of these power supplies to that level. The surge is virtually over before the MOV reacts. (See *five things you probably don't know about your surge suppressor* at www.fivethings.com.)

THE POINT: Standard surge suppressors allow too much current to hit the computer. Standard surge suppressors divert surge current to the ground wire and disrupt data transfer. Standard surge suppressors eventually fail without warning. Modern computers have logic voltage levels (the signals that transmit the data) and power supply voltages that are dramatically lower than that of their recent predecessors. Modern computers use integrated circuits with transistors of ever decreasing physical geometries. Modern computers are virtually always interconnected to other computers or peripheral equipment. The bottom line; *modern computers are much more sensitive and susceptible to powerline anomalies.*

INTRODUCING BRICK WALL SURGE FILTERS. . . The World's Best Surge Suppressor

Initially engineered for critical, non-fail industrial applications, this patented device protects indefinitely and sets a new standard for every measure of surge suppressor and powerline filtering performance.

A Brick Wall 1) Utilizes NO MOV'S or Any Other Sacrificial Components (a two pound inductor and nine capacitors are the heart of the unit) 2) Has No Joule Rating or Surge Current Limitations 3) HAS BEEN TESTED AND CERTIFIED BY UL TO THE MOST DEMANDING CLASSIFICATION OF A NEW GOVERNMENT SPECIFICATION; CLASS I, GRADE A. Which Means: UL PUT ONE THOUSAND 3000A, 6000V SURGES (this is the largest surge an interior environment can experience) THROUGH A UNIT (at 60 second intervals) AND DOCUMENTED NO FAILURE OR PERFORMANCE DEGRADATION OF ANY KIND WHATSOEVER.

i.e.: A Brick Wall Will Not Fail.

We know of no cord connected, MOV based surge protection device that has, or can pass this test.

A Brick Wall possesses UL's lowest Suppressed Voltage Rating (let-through voltage) of 330V. This is the lowest rating they will grant. In that test of one thousand 6000V, 3000A surges, UL NEVER SAW THE LET-THROUGH VOLTAGE EXCEED 290V YOU CANNOT DO BETTER THAN THIS FOR A POINT-OF-USE SURGE PROTECTION DEVICE. Once again, we know of no other surge protection device that could come close to this performance level.

A Brick Wall is a current activated *Series Mode* device. *Since it is not wired in parallel, nor voltage activated, it does not have to wait for the capacitors of the power supply to charge before it becomes effective. YOUR EQUIPMENT IS PROTECTED INSTANTANEOUSLY (and indefinitely).*

These devices were engineered utilizing a current limiting/surge filtering technology. THEY DO NOT DIVERT ANY SURGE CURRENT TO THE GROUND WIRE. They Will Not Cause Your Computer System To LOCK-UP, CRASH OR MISOPERATE as a consequence of surge diversion. Your current surge "suppressor" will.

Powerline Filtering

In addition to all this, Brick Wall Surge FILTERS are the best AC powerline filters you can buy (that we have been able to find anyway). Industrial machinery, copiers, coffee makers, laser printers, fluorescent lights, refrigerators, etc., all cause powerline noise that can cause your computer to misoperate. A Brick Wall Surge Filter will make powerline noise related problems disappear.

You Can't Buy a Better Surge Protection/Powerline Filtering Device...Anywhere.




**BRICK WALL DIV.,
PRICE WHEELER CORP.
1-800-528-0313**

Fax: 1-800-528-6623 E-Mail: info@brickwall.com

Web: www.brickwall.com

Visa - MC - AMEX



Available in Modular Form

ASK ABOUT OUR NEW IN-LINE UPS/SERVER PROTECTOR

© 1998 EDF

Buy recycled.



It would mean
the world to them.

Recycling keeps working to protect their future when you buy products made from recycled materials. For a free brochure, write *Buy Recycled*, Environmental Defense Fund, 257 Park Avenue South, New York, NY 10010, or call 1-800-CALL-EDF.



PC PLACE

January 1998, Electronics Now

LOW COST... LOW POWER...
LOW RISC!

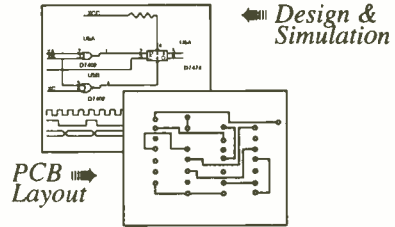
OEM (1K)
PRICE
\$1.99

EVAL KIT 7.00

A LOWER COST, FASTER, EASIER TO PROGRAM SINGLE CHIP COMPUTER

COMPARE:	16C54	MV1200	PINOUT:	
OEM (1K) PRICE	\$2.57	\$1.99	RESET	1 20 VCC
PROGRAM DOWNLOAD	NO	YES	PD0	2 19 PB7
SINGLE CHIP OPERATION	NO	YES	PD1	3 18 PB6
BUILT-IN BASIC	NO	YES	PD1	4 17 PB5
EEPROM DATA MEMORY	NONE	64	XOUT	5 16 PB4
PROGRAM MEMORY	768 OTP	1K FLASH	PD2/INT	6 15 PB3
MATH REGISTERS	1	32	PD3	7 14 PB2
MAX INSTRUCTIONS/SEC	5M	20M	PD4/TMR	8 13 PB1/AD1
MAX COUNTER BITS	16	18	PD5	9 12 PB0/AD0
INPUT / OUTPUT BITS	NO	YES	GND	10 11 PD6
A TO D COMPARATOR	NO	YES		
HARDWARE INTERRUPTS	NONE	3		

- LONGER WORD INSTRUCTION - FRIENDLY SYMMETRIC ARCHITECTURE -



- Easy to use schematic entry program (**SuperCAD**) for circuit diagrams, only \$149. Includes netlisting, bill of materials, extensive parts libraries.
- Digital simulator (**SuperSIM**) allows you to check logic circuitry quickly before actually wiring it up. Works directly within SuperCAD and displays results in "logic analyzer" display window. Starting at \$149 this is the lowest cost simulator on the market. Library parts include TTL, and CMOS devices.
- Analog simulator (**mentalSPICE**) for \$199. Allows AC, DC and transient circuit analysis. Includes models of transistors, discrettes, and op amps.
- Circuit board artwork editor and autorouter program (**SuperPCB**), starting at \$149. Produce high quality artwork directly on dot matrix or laser printers. You can do boards up to 16 layers including surface mount. Includes Gerber and Excellon file output. Autorouter accepts netlists and placement data directly from the SuperCAD schematic editor.
- **New!** - Complete electronic design package (**mentalMAX**) including schematic editor, analog and digital circuit simulation, and printed circuit board layout with autorouter for only \$549!.


Write or call for free demo disks.
MENTAL AUTOMATION, INC.
5415 - 136th Place S.E.
Bellevue, WA 98006
(425) 641-2141
Internet: <http://www.mentala.com>

CREDIT CARD COMPUTER

OEM (1K) PRICE
\$21

EVAL KIT \$75.00

- SER PROGRAM DOWNLOAD
- 256kb NONVOLATILE MEM.
- LCD / KEYPAD INTERFACE
- ISA BUS (MODEM, MEM, ETC.)
- RS232/485 SERIAL TO 115.2KB
- ASSEMBLY / BUILT-IN BASIC
- 100 MICROAMP OPERATION




MVS BOX 850
MERRIMACK, NH 03054
(508) 792-9507




5yr Limited Warranty
Free Shipping
Hrs: Mon-Fri 10-6 EST

Digital Oscilloscope 100 MSa/s



- 2 Ch. Digital Oscilloscope
- 100 MSa/s max single shot rate on both channels
- 32K samples per channel
- Advanced Triggering
- Easy to use Windows and DOS software included
- Small and Lightweight (9 oz and 6.3" x 3.75" x 1.25")
- Parallel Port interface to Laptop or Desktop PC
- Optional FFT Spectrum Analyzer, Advanced Math and TVLine Trigger.



For \$499 you get the model DSO-2102S Oscilloscope, Probes, Interface Cable, Power Adapter, and Windows and DOS Software.

Link Instruments (973) 808-8990
369 Passaic Ave (Suite 100) Fairfield, NJ 07004
<http://www.LinkInstruments.com> (Email: Sales@LinkInstruments.com)

EPROM+
A DEVICE PROGRAMMER
FOR BENCH AND FIELD



- **FIRST GENERATION EPROMS** (24 PIN) 2708, TMS2716*, 1702*, 25XX
- **SECOND GENERATION EPROMS** (24, 28, 32 PIN) 2716 - 27C080 (8 MEG)
- **16 BIT EPROMS*** (40, 42 PIN) 27C1024 - 27C160 (16 MEG)
- **FLASH EPROMS** (32 PIN) 28F, 29C, 29EE, 29F FAMILIES PLUS BOOT BLOCK
- **EEPROMS/NVRAMS** (24-32 PIN) 28C04 - 28C010, X2210/12, ER5901, 12XX
- **SERIAL EEPROMS*** (ALL 8 PIN PARTS) 17, 24, 25, 35, 59, 80011, 85, 93, ER1400
- **BIPOLAR PROMS*** (16-24 PIN) 74SXXX AND 82SXXX FAMILIES
- **MICROCONTROLLERS*** (ALL FAMILIES) 874X, 875X, 87C5XX, 87C75X, 89C5X, 89CX051 68HC705, 68HC711, PIC12XXX - 16XXX, 17C4X PLUS FLASH AND 14000
- ♦ READ, PROGRAM, COPY COMPARE, FILE LOAD/SAVE (PLUS MORE!)
- ♦ FULL SCREEN EDITOR W/25 COMMANDS + BYTE & WORD MODES
- ♦ SOFTWARE RUNS UNDER DOS, WIN3.1/95 ON ANY SPEED MACHINE
- ♦ MADE IN THE USA • 30 DAY MONEY BACK GUARANTEE

SYSTEM INCLUDES: PROGRAMMING UNIT, SOFTWARE, PRINTER PORT CABLE, PRINTED MANUAL AND POWER PACK

ANDROMEDA RESEARCH
P.O. BOX 222
MILFORD, OHIO 45150
(513) 831-9708 FAX (513) 831-7562

\$289
\$5.00 SHIPPING • \$5.00 C.O.D.
VISA • MASTERCARD • AMEX

Electronic CAD for Windows

Professional Windows EDA tools at an affordable price with powerful features to make designing faster. WinBoard PCB layout delivers sophisticated interactive routing for complex designs, plus it has the tools needed for high-speed circuits, analog, RF and SMT designs.

WinDraft® Schematics

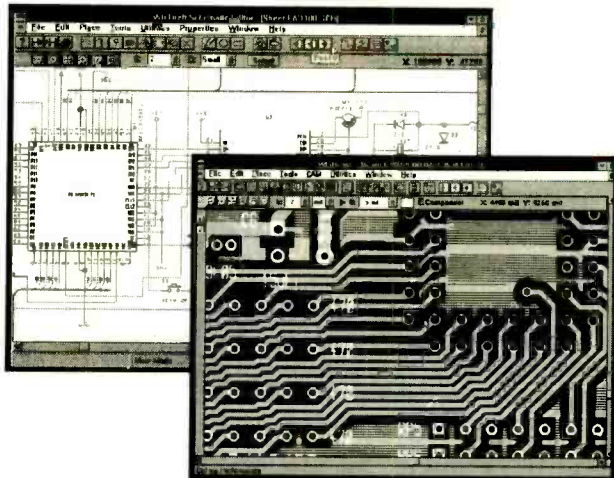
- ◆ Use True-Type fonts. Quickly copy and paste into other applications.
- ◆ Supports hierarchical designs, electrical rules checking, Annotation & Bill of Materials.
- ◆ Thousands of library parts and symbol editor included.

WinBoard™ PCB layout

- ◆ Supports 16 layers, multiple copper pours, and advanced features for RF designs.
- ◆ SMD & through hole library with on-line graphical editor.
- ◆ CAM outputs include BOM, in-circuit test, NC Drill, Gerber, Pick & Place, & Advanced Design Rule Checking (DRC).

With our unique **pin capacity** versions you only pay for what you need. You choose the base configuration to suit your needs today, and expand that configuration to handle increased pin capacity as your design requirements change.

WinDraft 2.0 Available Now



\$ 250 WinDraft or WinBoard - P650

\$ 495 WinDraft or WinBoard - unlimited

\$ 895 WinBoard P650 with CCT Spectra® autorouter.

Thousands of satisfied customers are using this new generation of powerful and affordable Windows EDA tools from Ixex. Your satisfaction is guaranteed!

World Wide Web: <http://www.ixex.com>

Information and free evaluation version is available on the Ixex WW Web, FTP and BBS.

Tel: (503) 531-3555
 Fax: (503) 629-4907
 BBS: (503) 645-0576



Ixex Design International. 15232 NW Greenbrier Parkway. Beaverton, Oregon 97006. USA.

ADV2_1

CIRCLE 319 ON FREE INFORMATION CARD

Don't Put Your
 Baby's Health
 On The Line.

Get Prenatal Care Early
 Call 1-800-311-2229
 Confidential

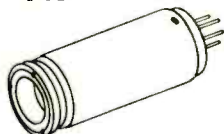
Take Care of Yourself
 So You Can Take Care of Your Baby.



**MEREDITH
 INSTRUMENTS**



NEW-VISIBLE
 LASER DIODES
\$10



NEW-820NM LASER DIODES
 WITH COLLIMATOR

\$20
\$35



GREEN OUTPUT HE-NE TUBES **\$99**

RUBY LASER ASSEMBLY **\$295**

<http://www.mi-lasers.com>

Call Or Write For A **FREE CATALOG**
 On **LASERS & OPTICS**

PHONE: (602) 934-9387
 FAX: (602) 934-9482

5035 N. 55TH AVE., #5, P.O. BOX 1724,
 GLENDALE, AZ 85301


**FREE
 SHIPPING
 ON ORDERS
 OVER
 \$100.00**

Learn MICROCONTROLLERS EMBEDDED SYSTEMS and PROGRAMMING...

...with the AES learning system/
embedded control system.

Extensive manuals guide you
through your development
project. All programming and
hardware details explained.

Complete schematics. Learn to
program the LCD, keypad digital,
analog, and serial I/O. for your applications.



**THREE MODELS AVAILABLE. Choose from an
Intel 8051, Intel 8088, or Motorola 68HC11
based system. All models come with:**

• 32K Byte ROM, 32K Byte RAM • 2 by 16 Liquid Crystal Display • 4
by 5 Keypad • Digital, Analog, and Serial I/O • Interrupts, timers, chip-
selects • 26 pin expansion connector • Built-in Logic Probe • Power
Supply (can also be battery operated) • Powerful ROM MONITOR to
help you program • Connects to your PC for programming or data
logging (cable included) • Assembly, BASIC, and C programming
(varies with model) • Program disks with Cross Assembler and many,
well documented, program examples • User's Manuals: cover all details
(over 500 pages) • Completely assembled and ready to use • Source
code for all drivers and MONITOR • Optional Text Book

Everything you need. From \$279.
Money Back Guarantee

Call for Free Info Pack, or see
WEB at <http://www.aesmicro.com>
714-550-8094, FAX 714-550-9941

AES
Advanced Educational Systems

Call 1-800-730-3232

AES 575 ANTON BLVD., SUITE 300, COSTA MESA, CA 92626, USA

BREAST CANCER BEGINS
EVEN SMALLER THAN THIS
THAT'S WHY YOU
NEED A YEARLY
MAMMOGRAM,
ESPECIALLY AS
YOU GET OLDER.
MAMMOGRAMS
CAN DETECT
LUMPS TOO
SMALL FOR
YOU TO FEEL
AND EARLY
DETECTION
MAY SAVE
YOUR LIFE,
SO CALL
1-800-
ACS
2345.

GET A MAMMOGRAM.
EARLY DETECTION IS THE BEST PROTECTION.

JOYMOUSE

(continued from page 72)

a while to get used to the way the Joymouse works. The cursor will keep moving as long as the stick is displaced from center so you have to start moving the stick back to the center just before you reach your target.

Try adjusting the sensitivity of the mouse driver for cursor speeds that suit you. If you still want a slower cursor, add the "H" jumper on the Joymouse board. If the cursor slowly drifts while you have your hands off the joystick, you might need to increase the size of the deadband by adding the "D" jumper on the Joymouse board.

The two test points on the Joymouse are controlled by the Joymouse software subroutines. Test point TP1 goes high whenever the joystick resistances are being measured, and TP2 goes high whenever a mouse-data packet is being transmitted. In addition to showing that those functions are running, the test points can also be used to synchronize an oscilloscope. That will let you watch the comparator circuits and the RS-232 interface. □

The Greatest Thing Since Sliced Bread


Our free Consumer Information Catalog lists more than 200 free and low-cost government booklets that are helpful and practical. To get your free copy, send your name and address to:

**Consumer Information Center
Department GT
Pueblo, Colorado 81009**

ELECTRONIC SHOPPER

FRIENDLY LITTLE MICRO CONTROLLER

**\$149
(single)**




...packs a **MEAN** punch
a.k.a. "Steroid Stamp"

- 39 I/O + 8 A/D (10 bit) •
- 128K SRAM + 128K Flash •
- LCD/Keypad Interface •
- Fast 16 bit Motorola CPU •
- Affordable C Compiler •
- Comprehensive s/w Library •

* Intec Automation Inc. v: 250-721-5150
www.islandnet.com/~iii fx: 250-721-4191

SC552ES CONTROLLER



- 80C552 @ 22MHz
- Enhanced BASIC Language
- 6"x9" circuit board
- 10 5A relay outputs
- 3 LED or logic outputs
- 16 opto-isolated inputs
- 8 ch. 10 bit analog inputs
- 2 ch. 8 bit analog outputs
- Real Time clock/calendar
- 128K Static RAM
- 128K FLASH memory
- 256 byte serial EEPROM
- 3 serial ports (RS232/485)
- IIC bus expansion
- Plug-in I/O terminal blocks
- Single 12Vdc operation

**APPLICATION
READY ONLY**

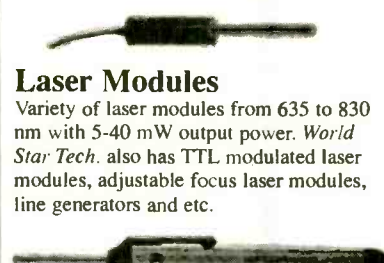
\$349⁹⁵

**SYLVA
CONTROL SYSTEMS**

519 Richard Street, Thunder Bay, Ontario, Canada P7A 1R2

Ph. 807-768-2487 Fax 807-767-0587

www.sylvacontrols.com info@sylvacontrols.com



Laser Modules

Variety of laser modules from 635 to 830 nm with 5-40 mW output power. *World Star Tech.* also has TTL modulated laser modules, adjustable focus laser modules, line generators and etc.

Laser Pointer

Pen-size laser pointer has a range of 150-200 yard with high quality laser beam.

Ask for laser modules and laser pointers catalog

World Star Technologies, Inc.

20 Carlton Str. Unit 1626
Toronto, M5B 2H3 Canada

Ph: 416 204 6298 Fax: 416 596 7619

laser@arcos.org

You can visit us on <http://web.arcos.org/laser>

More goodies
than ever!!

Call
for a
faxed special!


Roger's Systems Specialist
800-366-0579
"We Have Great Connections"
Cables • Connectors • Accessories
Computer • Telecommunications • Network • Audio • Video

Visit our
Internet Catalog
Online!!

www.
rogersystems.com

Information at
your fingertips!

**IEEE 1284
PRINTER CABLES**
DB25 male to standard 36
Centronics Cable for HP laser
and others; meets 1284-IEEE
standards




10' Cable
#CC-PRI-1284 \$10⁰⁰ each
6' Cable
#CC-PR6-1284 \$8⁰⁰ each
15' Cable
#CC-P15-1284 \$15⁰⁰ each

**Standard Parallel
Printer Cables**
3' Cable
#CC-PR3 \$2⁵⁰ each
6' Cable
#CC-PR6 \$3⁰⁰ each



Manual Data Switches
All Steel Case with gold-plated
rotary switch and gold-plated
connections
2WAY DB25 Female
#DS-252 \$6⁵⁰ each
And many others! Check out our Web Site!

14" SCSI III Cables
34 Twisted Pairs with drain wire
Half Pitch Db 68 Male-to-Male




#CC-693-18
\$5⁰⁰ each

**Microphone -
3.5mm Plug**
Stick-on monitor or clip on shirt
6 ft. cord; condenser mic
#TM-MIC-2 \$2⁰⁰ each



**12v DC Fan
#TM-FAN**
\$3⁰⁰ each
20/\$2.50
3 1/8" type; Standard
replacement fan for PC/AT
mini-full towers




**12" Gooseneck
Microphone**
Electret Condenser,
3.5mm Stereo plug
100-16,000 Hz Freq.
Response



#TM-MIC-3
\$4⁰⁰ each
3/\$10.00

AC to DC Converter



#TM-307 \$3.00 each
1.5V - 12V DC/300 ma
5/\$2.90 10/\$2.70
#TM-310 \$5.00 each
1.5V - 12V DC/1000 ma
20/\$4.90 50/\$4.40

**4" Stereo Mini Phono Plug
to 2 RCA Jacks**
3.5 mm stereo mino phono plug
to 2 RCA phono jacks



#AD-561
\$.50 each

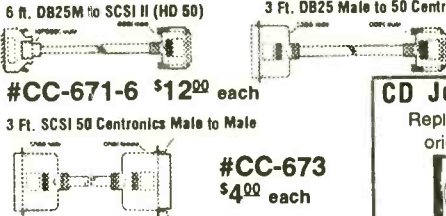
**Miniature
Mouse**
2-Button, black
Great for small hands
or laptop! DB 9 Plug



#TM-290-MINI
\$4⁰⁰ each

SCSI CABLES
High Quality • Double Shielded • Twisted Pair

6 ft. DB25M to SCSI II (HD 50) #CC-671-6 \$12⁰⁰ each
3 Ft. DB25 Male to 50 Centronics #CC-669 \$4⁰⁰ each
3 Ft. SCSI 50 Centronics Male to Male #CC-673 \$4⁰⁰ each



NEW ITEM

**"TOUCHE"
Touch Pad**
• DB9 Serial Plug
• Plug and Play
• Lifetime warranty



6-Pin Mini #TM-267 \$21⁰⁰ each
DB9 Serial #TM-269 \$21⁰⁰ each

Diskette Filing Case
Holds 100 diskettes •
Double row filing with
lock
#TM-DSC-3
\$4⁰⁰ each




CD Jewel Case
Replacement for
original case



#TM-CD1
\$.40 each 100/\$.25

Keyboard Adapters




#CA-200 \$1.75 each
5-Pin Female to 6-Pin Male
20/\$1.50
#CA-201 \$1.75 each
5-Pin Male to 6-Pin Female
20/\$1.50

I/O Ports

Parallel Ports
#CN-702 \$.50 each
DB25 Female


Serial Ports
#CN-701-DTK \$1.50 each
DB9 Male
#CN-700-DTK \$1.50 each
DB25 Male

USB Ports
#CC-USB-9 \$8.00 each
USB(2) to 6-Pin M/B w/ Bracket




**Serial/Keyboard
6-Pin Mini w/Bracket**
#CN-706-6 \$3.00 each
6-Pin to 6-Pin Inline
#CN-706-8 \$3.00 each
6-Pin to 8-Pin two row
#CN-706 \$3.00 each
6-Pin to 10-Pin two row

Uni-Directional Dynamic Vocal Mic
Well suited for professional quality recording
& PA Durable 6 ft cord w/ 3.5 mm plug
Dynamic freq. response: 80-13,000 Hz



#TM-MIC \$3⁰⁰ each
Call for quantity
discounts!

SIMM Converter
allows 30 Pin memory to be
used on 72 Pin mother board
Left and right versions allow
use of all available slots



#CA-MEM-A
#CA-MEM-B
#CA-MEM-C
#CA-MEM-D
\$5.00

**SVGA Shielded
Extensions**
6 ft. HD 15 male to
female





#CC-VGA-4
\$1⁰⁰ each

I-EEE 1284 Printer Cable
10' Bi-Directional
DB25 Male to Mini Centronic 36
A.K.A. type "A" - "C"
#CC-PR6-BIMIN
\$.89 each



Local 805-295-5577 Remember, We Have Great Connections...For You! **FAX 805-295-8777**


\$10.00 minimum order required • Add \$4.50 shipping for pre-paid orders
California residents add 8.25% tax • eMail Sales@RogersSystems.com
Call for quantity discounts • No out of state checks accepted • Most orders shipped same day
24395 Avenue Rockefeller, Valencia, CA 91355

January 1998, Electronics Now

New and Pre-Owned Test Equipment

Goldstar



Model OS-9100P → **\$899.00**

Full 100 MHz Bandwidth!

- Dual-Channel, High Sensitivity
- TV Synchronization Trigger
- Calibrated Delayed Sweep
- Includes Two Probes, 2 Year Warranty

FREE SHIPPING!
ON GOLDSTAR EQUIPMENT
ANYWHERE IN THE U.S.
Excluding AK & HI

BK PRECISION
MAXTEC INTERNATIONAL CORP. Model 4040 \$499.00
20 MHz Sweep/Function Generator

- 0.2 Hz to 20 MHz, 5 digit LED Display
- AM & FM Internal or External Modulation
- Sine, Square, Triangle, TTL, CMOS Outputs
- Burst Operation
- External 30 MHz Frequency Counter

NEW!

See us on the Web!
www.fotronic.com

1-800-996-3837

VISA MasterCard AMEX C.O.D. **TOLL FREE 1-800-99-METER**

Pre-Owned Oscilloscope Specials

B + K Precision 1476 10 MHz \$229.00
Great Starter Scope!

Tektronix 465	100 MHz	\$599.00
Tektronix 465B	100 MHz	\$699.00
Tektronix 475	200 MHz	\$799.00
Tektronix 475A	250 MHz	\$899.00

- The Industry Standard of Oscilloscopes
- Dual Channel, Calibrated Delayed Sweep
- Professionally Refurbished
- Aligned & Calibrated to Original Specifications
- 6 Month Warranty - The Longest Available!

LOWEST PRICES EVER!

NEW FLUKE MULTIMETERS & TEKTRONIX OSCILLOSCOPES

The Industry Standard in Multimeters

Fluke Model 87 ..\$285.00

TEKTRONIX TDS SERIES
ON SALE!


Test Equipment Depot

A FOTRONIC CORPORATION COMPANY

P.O. BOX 708 Medford, MA 02155
(617) 665-1400 • FAX (617) 665-0780
email: afoti@fotronic.com


CIRCLE 331 ON FREE INFORMATION CARD

Miniature Transmitters and Receivers



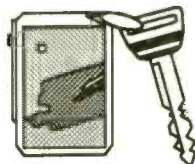
Small, Attractive, High End Quality, 2 Channel 318 MHz Transmitter
59,049 Settable Codes, 120'-300' Range, 1-1/4" x 2" x 9/16", Assembled

		Qty	1	5	10
RF300T	150' Range Transmitter		24.95	19.95	15.95
RF300XT	300' Range Transmitter		29.95	24.95	19.95



Small, High End Quality, 2 Channel Receiver for the RF300 Transmitters
1-1/4" x 3-3/4" x 9/16" PCB w/.1" spaced pads for standard connectors
Input: 8-24 vdc Output: Gated CMOS Momentary and Latching Lines

		Qty	1	5	10
RF300R	Receiver, Fully Assembled		24.95	20.95	16.95
RF300RK	Receiver, Complete Parts Kit		19.95	15.95	12.95
RF300PA	Pre-Amplifier. Doubles Range		14.95	11.95	9.95



Small, Economical, Single Channel Transmitter and Receiver Set
Set Code, 60' Range, 1-7/8"x2-3/8"x7/16" (T), 2"x2-3/4"x9/16" (R)
Receiver Input: 5 vdc Output: Gated TTL Momentary Line

		Qty	1	5	10
RF60	Transmitter and Receiver Set		24.95	19.95	14.95

Add \$ 4 shipping for first item + \$ 1 for each additional item. Ca. residents add 8.25% tax
Visa, Mastercard, Money Orders Personal Checks and Cash C.O.D.s


Visitect Inc. P.O. Box 14156 Fremont, CA. 94539 (510) 651-1425 Fax (510) 651-8454

CIRCLE 318 ON FREE INFORMATION CARD

Key Titles from...



Buy more than 1 book and take 15% off total order



Simplified Design of Switching Power Supplies

by John D. Lenk
1996 • 225pp • pa • 0-7506-9821-7 • \$29.95

Simplified Design of IC Amplifiers

by John D. Lenk
1996 • 240pp • pa • 0-7506-9508-0 • \$29.95

Lenk Series

Simplified Design of Voltage-Frequency Converters

by John D. Lenk **NEW**
September 1997 • 304pp • pa • 0-7506-9654-0 • \$29.95

Simplified Design of Data Converters

by John D. Lenk **NEW**
April 1997 • 242pp • pa • 0-7506-9509-9 • \$29.95

Simplified Design of Linear Power Supplies

by John D. Lenk
1996 • 246pp • pa • 0-7505-9820-9 • \$29.95

Simplified Design of Micropower and Battery Circuits

by John D. Lenk
1996 • 240pp • pa • 0-7506-9510-2 • \$29.95


Audio Power Amplifier Design Handbook



PC Card



More Books from Newnes



Inside PC Card
by Faisal Haque
1996 • 352pp • ha • 0-7506-9747-4 • \$52.95

PCB Design Using AutoCAD
by Chris Schroeder
Aug 1997 • 336pp • pa • 0-7506-9834-9 • \$44.95

Audio Power Amplifier Design Handbook
by Douglas Self
1996 • 256pp • pa • 0-7506-2788-3 • \$34.95

Understand Electronic Filters
by Owen Bishop
1996 • 80pp • ha • 0-7506-2628-3 • \$26.95

High Performance Audio Power Amplifiers
by Ben Duncan
1996 • 288pp • ha • 0-7506-2629-1 • \$59.95



Digital Storage Oscilloscopes
by Ian Hickman
1996 • 208pp • pa • 0-7506-2856-1 • \$39.95



Please send me the book(s) listed below. (Buy more than one, and take 15% off the total order.)

Write book number(s) here:

Mail your order to: Butterworth-Heinemann, Fulfillment Center, 225 Wildwood Ave., Woburn, MA 01801 USA

Name _____

Address _____

City _____ State _____ Zip _____

Phone _____ Fax _____

E-mail _____

Please send me a free Newnes catalog, item #645.

Phone: 1-800-366-BOOK Fax: 1-800-446-6520

E-mail your order to orders@repp.com

I have enclosed a check for \$ _____

Please charge my:

Visa MasterCard American Express

Card no. _____ Exp. date _____

Signature _____

U.S. Customers: Please add \$4.00 handling fee for the first item ordered, \$1.50 for each additional item, to all check and credit card orders. Billed orders will be charged additional shipping based on weight and destination. All U.S. orders must include your state sales tax. Prepayment or company purchase order is required for all orders. Prices subject to change without notice.

Canadian Customers: Please pay by credit card or in J.S. funds and include 7% GST on books and handling.

European Customers: Add £2.00 UK and surface postage. Check for Air Mail; extra cost will be charged.

 A member of the Reed Elsevier plc group

TS232

Visit our web site: <http://www.bh.com/newnes>

customer
satisfaction
#1 priority!

TEST EQUIPMENT SALES


WE BUY
SURPLUS
EQUIPMENT

WE RENT THE FOLLOWING EQUIPMENT:

IFR FM/AM 1200 "SUPER" S HP 4191A
 HP 4193A HP 3577A HP 6050A
 HP 3562A HP 4275A TEK 2465A

CALL
US FOR YOUR
NEXT RENTAL

CALL FOR
QUOTES ON
USED EQUIPMENT



WE SELL, RENT AND BUY TEST EQUIPMENT !!

P.O. BOX 986
LONDONDERRY, NH 03053

PHONE (800) 684-4651
FAX (603) 425-2945

ASK ABOUT OUR NEW
TEKTRONIX & FLUKE
PRODUCTS

LASERS

AT GREAT PRICES

Complete Ruby Laser Assembly less than \$300
 He-Ne Lasers, complete, for less than \$50
 American 60X Argon Lasers from \$595
 Laser Diode Modules from under \$40
 X-Y Scanners from \$79

FREE CATALOG

- Helium-Neon
- Argon Lasers
- Diode Lasers
- Holography
- Books
- Ruby Lasers
- Scanners
- Lightshow Equipment
- Pointers
- Optics

Email: mip@nlenx.com <http://www.midwest-laser.com>



Midwest Laser Products 30 Day Satisfaction
 P.O. Box 262, Frankfort, IL 60423 Guarantee.
 Phone: (815) 464-0085 FAX: (815) 464-0767 VISA / MC Accepted

POPTRONIX®

Online
Edition

We're on the web

FREE

**We are starting up,
but you can watch us grow!**

Projects for beginners to experts!
 New Product information!
 Bookstore—discover what's new!


<http://www.poptronix.com>

**WE'RE WITH YOU EVERY DAY
 24 HOURS A DAY! DROP IN!
 WE'D LOVE TO HAVE YOU VISIT!**

1-800-USA-NAVY.

World Wide Web:
<http://www.navyjobs.com>

Hexapod Walker Kit \$150.00



Build your own functional Hexapod Robot

The kit comes complete with all hardware, structural components, 3 Hitec servos, Counterfeit Basic Stamp kit, software and an illustrated assembly manual. This robot can walk forward, reverse and turn on a dime using the alternating tripod walking gait. It is an excellent foundation for many artificial intelligence and behavioural based experiments. It is a lot of fun to build and even more fun to operate. Check out our web site for more information and other robot kits.

• Larger 12 Servo Model \$375.00 • Servo 6 Pack \$80.00 • Mobile Robots Book \$48.00

Quantity discounts available. \$7.50 Shipping & Handling for USA, call for international and quantity shipping charges. IL residents add 6.25% sales tax to total.

Many more robot kits, ask for our free catalog!

Technical Service & Solutions
 104 Partridge Road
 Pekin, IL 61554-1403 USA



Tel: 309-382-1816
 Fax: 309-382-1254
www.lynxmotion.com
jfrye@lynxmotion.com

ALFA ELECTRONICS, INC.

HIGH QUALITY TEST EQUIPMENT PROVIDER

1-800-526-2532 (526-ALFA)

15 Days Money Back Guarantee!

	<p>DMM</p> <p>DMM-10 (\$19.95): 3 1/2 digit, DC/AC V, Ω, hFE, diode, signal output(+3V, -0.5Vsq, 50% duty)</p> <p>DMM-17B (\$39.95): 3 1/2 digit, DC/ACV, contin., DC/ACA, Ω, Capacitance, hFE, diode, Freq</p> <p>DMM-28 (\$74.95): AC/DC (V, A), Freq, cont., Capac, Induct., Ω, hFE, diode, duty cycle</p> <p>DMM-22 (\$89.95): 4000 counts, bar graph, Freq, AC/DC (V, A), Ω, Capacitance, diode, contin.</p> <p>DMM-23T (\$99.95): 4 1/2 digit, high resol. (10uV, 10nA, 10mΩ), hFE, diode, contin., true rms</p> <p>DMM-89S (\$179.00): true rms, AC/DC (V, A), Ω, bar graph, freq, capac., dBm, logic, diode</p> <p>DMM-113 (\$24.95): Pocket Size, DC/ACV, Ω, diode, Continuity beeper</p> <p>DMM-120 (\$24.95): economy type, DCV, ACV, DCA, Q, hFE, diode</p> <p>DMM-122 (\$59.95): DC/AC (V, A), Ω, hFE, diode, capacitance, freq, logic, continuity</p> <p>DMM-123 (\$44.95): DMM + capacitance, DC/AC (V, A), Ω, hFE, diode, continuity</p> <p>DMM-124 (\$69.95): Electrical + Temp, DC/ACV, capacitance, freq, 3 phase, diode, contin.</p> <p>DMM-125C (\$54.95): Autorange + bar graph, DC/ACV, Cap Ω, diode, continuity beeper</p>		<p>LCR METER</p> <p>CAP-15 (\$49.95): 3 1/2 digit, 0.1pF-20mF, 9 Ranges, 0.1pF resolution zero adjustment</p> <p>LCR-195 (\$89.95): 1uH-200H (induct), 0.1pF-200uF (Capac.), 0.01Ω-20M Ω (resistance)</p> <p>LCR-814 (\$189.95): 0.1uH-200H, 0.1pF-20mF, 0.1Ω-20MΩ, Q Factor, dissipation, zero adjust</p> <p>LCR-131D (\$229.95): autorange, 0.1uH-10kH, 0.1pF-10mF, 1mΩ-10MΩ, Q Factor, serial/parallel, 120Hz/1kHz testing mode</p>	<p>FREQ. COUNTER</p> <p>FC-1200 (\$129.95): 1.25GHz Handheld, 8 digits display, 10ppm accuracy, sensitivity 5mV (130-350MHz), 30mV (440MHz), 22m (800MHz), batteries or 9V adapter</p> <p>FC-2500 (\$179.95): 2.5GHz Handheld, 8 digits display, 4ppm accuracy, sensitivity <50mV, batteries or 9V adapter</p> <p>FC-5270A (\$149.95): 1.2 GHz bench type, 8 digit, 10 ppm, 35mV sensitivity, 10Vp-p max. input, power by 9V adapter.</p> <p>FC-5700 (\$329.95): 1.3GHz bench type, 8 digit, 1 ppm accuracy, 20mV sensitivity, period 0.1us to 100ms. Ideal for test & repair of audio instrument</p>																		
	<p>DMM-123 (\$44.95): DMM + capacitance, DC/AC (V, A), Ω, hFE, diode, continuity</p> <p>DMM-124 (\$69.95): Electrical + Temp, DC/ACV, capacitance, freq, 3 phase, diode, contin.</p> <p>DMM-125C (\$54.95): Autorange + bar graph, DC/ACV, Cap Ω, diode, continuity beeper</p>		<p>FLUKE DMM</p> <table border="1"> <tr> <th>Handheld</th> <th>Scope Meter</th> </tr> <tr> <td>12 \$ 84.95</td> <td>92B \$1,399</td> </tr> <tr> <td>70-II \$ 75.95</td> <td>96B \$1,699</td> </tr> <tr> <td>73-II \$ 97.95</td> <td>99B \$1,999</td> </tr> <tr> <td>75-II \$129.00</td> <td>105B \$2,499</td> </tr> <tr> <td>76-II \$175.00</td> <td>843E \$469</td> </tr> <tr> <td>77-II \$155.00</td> <td>847E \$659</td> </tr> <tr> <td>79/29-II \$175.00</td> <td></td> </tr> <tr> <td>87 \$287.00</td> <td></td> </tr> </table>	Handheld	Scope Meter	12 \$ 84.95	92B \$1,399	70-II \$ 75.95	96B \$1,699	73-II \$ 97.95	99B \$1,999	75-II \$129.00	105B \$2,499	76-II \$175.00	843E \$469	77-II \$155.00	847E \$659	79/29-II \$175.00		87 \$287.00		<p>SPECIALTY</p> <ul style="list-style-type: none"> • Sound meter \$169.95 • EMP Tester \$69.95 • Conductivity \$169.95 • Thermometer \$69.95-\$89.95 • Humid./Temp meter \$169.95 • Press. meter \$299.95 • Electr. scale \$89.95 • Watt Meter \$129.95 • High Voltage Probe \$59.95 • pH Meter \$79.95 • Light Meter \$80-\$90 • Light Adapter \$49.95 • Anemometer \$179.95 • Anemometer adapter (And More) \$89.95
Handheld	Scope Meter																					
12 \$ 84.95	92B \$1,399																					
70-II \$ 75.95	96B \$1,699																					
73-II \$ 97.95	99B \$1,999																					
75-II \$129.00	105B \$2,499																					
76-II \$175.00	843E \$469																					
77-II \$155.00	847E \$659																					
79/29-II \$175.00																						
87 \$287.00																						

OSCILLOSCOPE

Dual Trace, Component Test, 6" CRT, X-Y Operation, TV Sync, CH2 Output, Graticule Illum, 2 Probes(x1,x10)

- PS-200 20 MHz Dual Trace \$339.95
- PS-205 20 MHz Dual w/ Delay Sweep \$429.95
- PS-400 40 MHz Dual Trace \$494.95
- PS-405 40 MHz Dual w/ Delay Sweep \$569.95
- PS-605 60 MHz Dual w/ Delay Sweep \$769.95
- PS-1000 100MHz Dual Trace \$999.95

Digital Scope:

- DS-303 30MHz Digital, 20 Samples/sec \$849.95
- DS-303P RS-232 interface, 30MHz \$1,049.95

Scope Probe:

HP-9060 (60MHz) \$15, HP-9150 (150MHz) \$22, HP-9250 (250MHz) \$29, HP-9258 (250MHz, 100:1) \$39

AUDIO/RF/FUNCT. GENERATOR

RF Generator

- SG-4160 (\$124.95) 100kHz-150MHz sinewaves in 8 ranges, 100mV at 35MHz
- SG-4162 (\$229.95): Generate same signal as SG-4160, but with int. counter (150MHz).

Audio Generator

- AG-2601 (\$124.95) 10Hz-1MHz, 0-8Vpp sine, 0-10Vpp squarewave
- AG-2603 (\$229.95): Same as AG-2601, but with additional counter and digital display.

Function Generator

- FG-2100A (\$169.95) 2Hz-2MHz, 5mV-20Vpp
- FG-2102AD (\$229.95) same as FG-2100A, but with int. counter and TTL, CMOS output.
- FG-2103 (\$329.95) Sweep 0.5Hz-5MHz, linear/log, VCG, GCV, and int. counter

POWER SUPPLIES	Single Output DC Power Supplies	Dual Tracking	Triple Output
<ul style="list-style-type: none"> • Short Circuit and overload protected • Constant current, constant voltage mode • 0.02%+2mV line regulation, 0.02%+2mV load regulate <p>Analog Meters Display</p> <p>PS-303 (\$159.00) 30V/3A PS-305 (\$219.95) 30V/5A PS-8110 (\$289.95) 60V/5A PS-8112 (\$399.95) 60V/5A PS-1610 (\$289.00) 16V/10A PS-8107 (\$399.95) 30V/10A</p> <p>Digital Voltage, Analog Current</p> <p>PS-8200 (\$179.95) 30V/3A PS-8201 (\$239.95) 30V/5A</p> <p>Digital Volt & Current Display</p> <p>PS-8300 (\$199.95) 30V/3A PS-8301 (\$259.95) 30V/5A</p>	<ul style="list-style-type: none"> • Short Circuit & overload protected • Constant current & constant mode • Independent or Tracking <p>Dual Tracking (Analog V & I Displays)</p> <p>PS-303D (\$314.95) 30V/3A/30V/3A PS-305D (\$399.95) 30V/5A/30V/5A PS-8108 (\$549.95) 60V/3A/60V/3A PS-8109 (\$699.95) 60V/5A/60V/5A</p>	<ul style="list-style-type: none"> • One fixed 5VDC, 3 Amp output • Parallel to double current output (PS-8102 & PS-8103 only) <p>Triples Output (Analog displays)</p> <p>PS-8102 (\$399.95) 30V/3A/30V/3A PS-8103 (\$489.95) 30V/5A/30V/5A</p> <p>Digital Displays</p> <p>PS-8202 (\$499.95) 30V/3A/30V/3A PS-8203 (\$549.95) 30V/5A/30V/5A</p>	

INSTEK® Test & Measuring Instrument ISO 9002 Cert. #934163 (2 Years Warranty)

OSCILLOSCOPE	DC POWER SUPPLIES	FUNCTION GENERATOR	BENCHTOP DMM
<p>OS-653 \$699.95 50MHz Triggering</p> <p>OS-622B \$399.95 20 MHz Oscilloscope</p> <p>• Dual CH / Delay sweep</p> <p>• ALT trigger, trigger lock</p> <p>• 1mV/div sen., delay line</p> <p>• Z-axis input, CH1 output</p> <p>• Hold off, TV syn.</p> <p>• 2 probes (x1, x10)</p> <p>OS-305 (\$209.95) - 5 MHz One Channel</p> <p>OS-310 (\$324.95) - 10 MHz One channel</p>	<p>Triple Output</p> <p>PC-3030 (\$499.95)</p> <p>PC-3030D (\$549.95)</p> <p>• 2 variable out 0-30V, 0-3A</p> <p>• One fixed 5V, 3A output</p> <p>• Auto track, serial, parallel</p> <p>• Const. volt, current mode</p> <p>• 4 analog or 2 digital display</p> <p>Analog Meters Display</p> <p>PS-1830 (\$209.95) 18V/3A PS-1850 (\$219.95) 18V/5A</p> <p>Digital Meters Display</p> <p>PS-3030 (\$224.95) 30V/3A PS-6010 (\$209.95) 60V/10A</p> <p>PR-3060 (\$314.95) 30V/6A</p> <p>PR-6030 (\$314.95) 60V/3A</p> <p>Digital Meters Display</p> <p>PS-1830D (\$219.95) 18V/3A</p> <p>PS-1850D (\$244.95) 18V/5A</p> <p>PS-3030D (\$254.95) 30V/3A</p> <p>PR-6030D (\$399.95) 60V/3A</p>	<p>FG-8015G (\$189.95) Sweep 0.02Hz-2MHz, no counter</p> <p>• Sine/Squ/Tri/pulse/Ramp</p> <p>FG-8016G (\$239.95)</p> <p>• 0.02Hz-2MHz w/ counter</p> <p>• Pulse, function generator</p> <p>FG-8017G (\$249.95) Sweep 0.02Hz-2MHz, FM mod</p> <p>• Sine/Tri/Squ/TTL/CMOS</p> <p>FG-8019 (\$399.95) Sweep 0.02Hz-2MHz w/counter</p> <p>• INT/EXT AM/FM mod</p> <p>FG-8019 (\$209.95)</p> <p>• 0.02Hz-2MHz w/counter</p> <p>FG-8050 (\$499.95) Sweep 0.05Hz-5MHz w/counter</p> <p>• INT/EXT AM/FM mod</p> <p>FG-830 (\$1,499.95) 30MHz Synthesized Function Gen.</p> <p>• Output: sine, tri, square, sync out, arb. waveform</p> <p>• 20mHz Freq. resolution</p> <p>• Linear/log sweep</p> <p>• Arbitrary modulation</p> <p>• RS232, IEEE-488(option)</p>	<p>DM-8034 (\$179.95) 3 1/2 digit</p> <p>• AC/DC (V, A), Ω, diode</p> <p>• 1000V, 20A, 0.5% accu.</p> <p>DM-8040 (\$339.95) 3 1/2 digit</p> <p>• ACV to 50kHz, true rms</p> <p>DM-8055 (\$649.95) 5 1/2 digit</p> <p>• 0.006% basic accuracy</p> <p>• 1uV, 1mΩ, 1nA resolution</p> <p>• dBm, auto, REL, min/max</p> <p>DM-8055G (\$889.95) GPIB</p> <p>• Same function as DM-8055</p> <p>Frequency Counters</p> <p>FC-8131 (\$469.95) 1.3GHz</p> <p>FC-8270 (\$629.95) 7GHz</p> <p>UC-2010G (\$294.95)</p>

Programmable Electronic Load (PEL-300) (Patent No: 8101181240)

- Operating Rating: voltage 3-60V, current 6mA-60A, power 300W, temp 0-40C(operate)-10-70C (store)
- Over voltage, over current, over power protection
- Operation mode: constant voltage, current, resistance
- Transient Gen. Frequency 1Hz-1kHz, duty 10-90%
- High Resolution: 20mV, 0.2mA, 0.3mΩ
- Self-Test and Software Calibration
- Meet UL CSA IEC Safety regulation

*** NEW * \$1409.95**

ALFA ELECTRONICS P.O. BOX 8089 PRINCETON, NJ 08543

TEL: (800)526-ALFA(2532) / (609)897-1135

FAX: 609-897-0206

Email: alfa0168@aol.com

Call/Write/Fax/Email for FREE CATALOG

Visa, MC, AMEX, COD, PO Accepted, OEM Welcome

1 Year Warranty (2 Years for Instek)

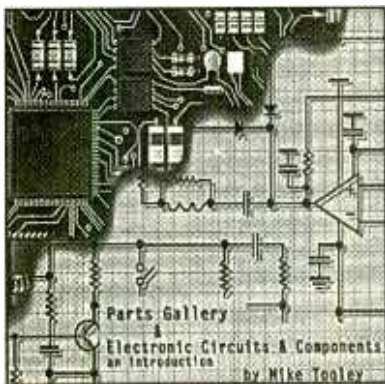
CIRCLE 213 ON FREE INFORMATION CARD

January 1998, Electronics Now

NEW! ELECTRONICS CD-ROM

The most effective way of learning electronics

Two Courses on one CD-ROM!
Only \$49⁰⁰



Electronic Circuits and Components

Discover the standards and application of common types of electronic components and how they are used to form complete circuits in **Electronic Circuits & Components**. Sections on the disc include: Fundamental Electronic Theory, Active Components, Passive Components, Analog Circuits, and Digital Circuits. The CD-ROM includes:

- Interactive laboratories • Supervisor notes
- Full audio commentary • Editable worksheets
- About 20 links to pre-designed Electronics Workbench circuits

The Parts Gallery

Many students have a good understanding of electronic theory but still have difficulty in recognizing the vast number of different types and makes of electronic components. **The Parts Gallery** has been designed to help overcome this problem; it will help students recognize common electronic components and their corresponding symbols in circuit diagrams. This CD ROM incorporates a quiz so that students can check their knowledge of electronic components and symbols. The CD-ROM includes:

- Over 150 component and circuit photographs • Supervisor notes
- Self-test component and symbol quizzes • Hundreds of electronic symbols

To Be Released Soon!

A series of interactive CD-ROMs provides a comprehensive and up-to-date introduction to the world of electronics. The series provides a sound understanding of the principles and behavior of electronic components and the circuits to which they are connected. Two new CD ROM discs are to be released in the very near future. They are **Analog Electronics** and **Digital Electronics**. As soon as they are released, information on their contents and availability will be published.

Claggk Inc., PO Box 4099
Farmingdale NY 11735-0792
e-mail: claggk@poptronix.com



Name _____ Phone _____

Address _____

City _____ State _____ Zip _____

Enclosed is \$49 for each Student version (single user) of **The Parts Gallery** and **Electronic Circuits & Components** on a single CD-ROM, shipping included inside the U.S.

I am ordering (....) copies at \$49 each. NY State residents must include sales tax.

I have enclosed my check for \$ _____

Please charge my credit card for \$ _____

Visa MasterCard Discover Expiration Date: ___/___/___

Card Number _____ Signature _____

(Name on order and signature must be same as on Credit Card.)

NEW! Cellphone E.S.N. readers \$250 each, cell phone programmers \$175 each, cell phones \$25 each, DSS satellite dish card readers and programmers \$125 each, credit card readers \$250 each, Cable T.V. notch filters 50 cents each, convertor boxes \$50 each, magnetic strip card readers for ATM machines, bank cards, drivers license, and all types of data acquisitions all under \$200 each. You pay these super low prices when you deal directly with the manufacturers. When you order "Direct Connection" a 150 page directory published by Ed Treki Publications, you will receive the largest collection of names, addresses, and phone numbers of all the leading American and International manufacturers of these products never before available. Stop paying second, third and fourth hand prices and deal directly with the source!!! Order your copy of "Direct Connection" today for only \$99.95 plus \$5 shipping. All orders are sent C.O.D. Please call Ed Treki Publications 24 hour order hot line 914-544-2829.

SURVEILLANCE

The Latest High Tech

Professional Electronic Devices

Our latest catalog offers a HUGE selection of surveillance, counter-surveillance/privacy devices: hidden video equipment, pinhole cameras \$159⁰⁰, telephone recording systems: 7-Hour \$125⁰⁰ - 10-Hour \$139⁰⁰ - 16-Hour \$199⁰⁰ touch tone decoders, scanners, bug/phone tap detectors, voice disguisers, telephone scramblers, locksmithing tools, and more.

Catalog \$5.00

SPY OUTLET

P.O. Box 337, Buffalo, NY 14226
(716) 695-8660/(716) 691-3476

WHOLESALE PRICES
STARTING AS LOW AS \$99.00

**CABLE TV
DESCRAMBLERS**
CONVERTERS
FILTERS • VIDEO STABILIZERS

1 Year Warranty on All Products.
Affordable Extended Warranty.
FREE CATALOG!



30 Day
FREE
TRIAL

Call the Cable Professionals 24 Hours A Day!

Orion
Electronics
1-800-379-3976
HTTP://WWW.ORION-ELECTRONICS.COM

Learn by Example!

The PRIMER 8085 Based Microprocessor Training and Control System shows you how to program by example. Examples & exercises in the Self Instruction manual take you from writing simple programs to controlling motors. Start out in Machine language, then move on to Assembler, & then continue on with optional C, Basic, or Forth Compilers. This trainer can be used stand alone via the keypad and display or connected to a PC with the optional upgrade (\$49.95). The Upgrade includes: an RS232 serial port & cable, 32K of battery backed RAM. & Assembler/Terminal software.



Examples Include:

- Measuring Temperature
- Using a Photocell to Detect Light Levels
- Making a Waveform Generator
- Constructing a Capacitance Meter
- Motor Speed Control Using Back EMF
- Interfacing and Controlling Stepper Motors
- Scanning Keypads and Writing to LCD/LED Displays
- Bus Interfacing an 8255 PPI (new)
- Using the Primer as an EPROM Programmer

The PRIMER is only \$119.95 in kit form. The PRIMER Assembled & Tested is \$169.95. Please add \$5.00 for shipping within the U.S. Picture shown with upgrade option and optional heavy-duty keypad (\$29.95) installed.

EMAC, inc.

11 EMAC WAY, CARBONDALE, IL 62901
618-529-4525 Fax 457-0110 BBS 529-5708
World Wide Web: <http://www.emacinc.com>

1985 - 1997
OVER
12
YEARS
OF SERVICE

RF Data Modules

Transmitters



TXM-4XX-A..... \$24.50
TXM-4XX-F..... \$25.80

- ERP 0.25mW into 50Ω
- 3V(F), 5V(F) or 6-12V(A)
- 418 or 433.9MHz FM
- simply add antenna, data, power
- Range up to 200m
- Analog or digital data i/p
- SAW controlled - stability

Receivers



SILRX-4XX-A..... \$39.38
SILRX-4XX-F..... \$41.92

- Only 21 x 47 x 5mm
- 13mA; 130uA on power save (100:1)
- Carrier detect o/p
- 418 or 433.9MHz FM Superhet
- SAW controlled - stability
- Analog or digital o/p
- Wide supply range 4,5-9V (A/F ver.)
- Fast enable time <3ms

Transceivers



BIM-4XX-F..... \$87.36

- Only 23 x 33 x 11mm
- Up to 40,000bps of balanced code
- Up to 170m range.
- 5v operation
- 418 or 433MHz FM
- Direct interface to 5V CMOS logic
- Fast 1ms enable from power saving

RS232 Transceiver



CYPHERNET-RS232..... \$139.30

- 3 wire RS232 interface
- Up to 38400 bps
- 418 or 433MHz FM. 7.5-15Vdc
- TX/RX LED indication
- Up to 150m range



ABACOM
TECHNOLOGIES

Volume Discounts
Free Catalog Available
MasterCard / Visa

Tel: 416-242-3120
Fax: 416-242-2687
FaxBack: 416-242-3082

67 Hamptonbrook Dr. • Weston • ON • M9P 1A2 • Canada

HOME AUTOMATION

World's Largest Selection!

Widest Selection of X-10 Devices Available

Thousands of hard-to-find automation, X-10 and wireless control products. Computer interfaces, software, development tools, lighting control, telephone systems, security systems, surveillance cameras, infra-red audio/video control, HVAC, pet care automation, wiring supplies, books and videos and much more!



Packed with Pictures
& Diagrams

HOME AUTOMATION SYSTEMS, INC.

Questions: 714-708-0610 Fax: 714-708-0614

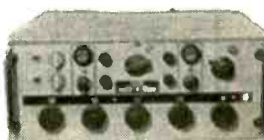
e-mail: catalog@smarthome.com

website: smarthome.com

**Lowest Prices
Guaranteed!**

24 Hours **Call 800-SMART-HOME** 800-762-7846

HF SSB RECEIVER



R-1051B RECEIVER, covers 2-29.9999 Mhz AM-CW-LSB-USB-ISB using six decade band tuning + vernier; 500 Khz IF. Meters and controls for LSB & USB Levels; also BFO, 600 ohm audio & 50 ohm input impedance. Solid-state except for 3 tubes. Requires 115 VAC 50-

400 Hz; 7x17.4x18.9, 85 lbs sh. **USED-CHECKED** \$680 \$350
MANUAL for R-1051B, partial repro \$45
SHOCKMOUNT, new \$22
R-1051G, later IC-version of above, **CHECKED** \$295 \$625

RECHARGE BATTERY PACK

LEAD-ACID BATTERY PACK with **CHARGER**, two BB-490 military batteries each rated 24 VDC (2x12 VDC) 1.8 A-Hrs @ 0.35 amps; 1990 dates. AMS-H6 charger fits on BB-490; shows "charging" or "ready" on LED's. MPS-CH2 charger power supply output 10 VDC 1.8 A from 115 V 60 Hz input. BB-490 used in PRC-104-117, etc radios; 4.3x5x2.5.



Kit 9 lbs. sh. NEW \$12.95

ENERGY STORAGE




NON-PCB CAPACITORS; 10x4.5x3.5, 10 lbs sh; 32 MF 4500 VDC, used \$36.00 \$30.00

88 MF 1200 VDC, used \$17.50
224 MF 1500 VDC \$27.00
9 MF 4 KV case ground; 8.3x3.5x2, 7 lbs sh. Used \$10.00
27 MF 700 VAC, 9.3"Hx4.3"Wx2.7"D, 8 lbs. Captron, NEW..... \$7.50

Prices F.O.B. Lima, O. • VISA, MASTERCARD Accepted.
Allow for Shipping • Write for latest Catalog
Address Dept. ES • Phone 419/227-6573 • Fax 419/227-1313
E-Mail: fairradio@wcoil.com H-Page: <http://alpha.wcoil.com/~fairradio/>

FAIR RADIO SALES
1016 E. EUREKA • Box 1105 • LIMA, OHIO • 45802

ELECTRONIC COMPONENTS



Call for your **FREE** 364 page catalog TODAY!

- 70,000+ Products
- 135 Manufacturers
- Same Day Shipping
- No Minimum Order

800-992-9943

817-483-6828 Fax: 817-483-0931
www.mouser.com catalog@mouser.com

958 North Main St., Mansfield, TX 76063

CIRCLE 283 ON FREE INFORMATION CARD

BEST DEALER PRICING!

CABLE DIRECT

CONVERTERS • FILTERS
DESCRAMBLERS

IMPROVE YOUR IMAGE WITH VIDEO STABILIZERS

FREE CABLE TV CATALOG!

100% MONEY BACK GUARANTEE!

Now you can tune-in your favorite cable TV programming and **SAVE \$100'S - EVEN \$1000'S** on premium CABLE TV EQUIPMENT.



MODERN ELECTRONICS

1-800-906-6664

2609 S. 156TH CIRCLE • OMAHA, NE 68130
http://www.modernelectronics.com

Cable TV Outlet



Get the Clearest Coverage of Sports, Movies, News, Main Events and Adult!

- Unbeatable Wholesale Pricing-
- Converters/Descramblers-
- Filters and Accessories-
- Premium Channel Coverage-
- Full Satisfaction Guaranteed-

QB VIDEO

Open M-F 9a to 5p (CT)

1-800-249-3025

Visa, MC & C.O.D.'s Welcome

<http://www.xtronics.com/kits.htm>

Join the exciting and profitable world of factory automation via PLCs. First, buy the *PLC Primer*, a great intro to PLCs & ladder logic programming. It ships with student PLC software and a PLC manual for \$37.94. Next, get our PLC starter kit. It comes with an 8(+2 Pot)/in 8 out Toshiba PLC, cable, software (Win95 & 3.1 w/o support) for \$295.00!!

Electronic Kits!

See these and more on our WEB site!



Crystal radio	\$5.75	Glitter-Globe Buckminster Fuller	
Function Gen w/FM	\$28.00	sphere 64 LEDs EN12/92	\$45.00
Function Generator	\$14.95	Deluxe IC Radio	\$11.95
Pulse Generator	\$28.00	World Radio	\$25.95
RF Sig Generator	\$28.00	Train Sound Module	\$3.80
FM Microphone	\$6.95	IR Receiver or Xmitter	\$3.90
Ultrasonic Translator - Hear ultrasonic-sound	\$18.50	Assembled Metal Detectors for	\$18.50!!

Transtronics

ph 785 841 3089
FAX 785 841 0434

Free catalog

3209 W. 9th Street
Lawrence, KS 66049
Minimum Order \$20.00 +
Shipping - up to 4 lb \$5.00
We ship over seas!

NOW HEAR THIS! ELECTRONIC EAVESDROPPING EQUIPMENT DESIGN

By Winston Arrington

This 126-page revised edition contains 117 schematic diagrams and text of our production equipment. 29 Crystal, 35 Room, 32 Telephone, 15 Phantom Zero, Infrared, Countermeasures equipment, and more. Request a free detailed explanation sheet of contents. **PRICE:** \$150.00 + S&H. U.S. \$6.00, Canada \$8.00.

SHEFFIELD ELECTRONICS CO.
P.O. Box 377940-C, CHICAGO, IL 60637-7940
Tel. (773) 324-2196

Code: 377940-C

Make Life Easy!

Program these PICs in BASIC:

12C671, 12C672, 14000,
16C554, 16C556, 16C558,
16C620, 16C621, 16C622,
16C62, 16C63, 16C64, 16C65,
16C71, 16C72, 16C73, 16C74,
16C84, 16F83, 16F84. more.



BASIC makes it easy for you to program the fast and powerful Microchip PIC microcontrollers

- ✧ Expanded BASIC Stamp I compatible instructions
- ✧ True compiler provides faster program execution and longer programs than BASIC interpreters

PicBasic Compiler - \$99.95

PicBasic Compiler Bundle - \$179.95

Includes: PicBasic Compiler, EPIC Programmer, AC Adapter, Cable, PICProto18 and PIC16F84.

*BASIC Stamp is a trademark of Parallax, Inc.

microEngineering Labs, Inc.

Box 7532 Colorado Springs CO 80933

(719) 520-5323 fax (719) 520-1867

<http://www.melabs.com>



THE SMART CHOICE

FOR OVER 47 YEARS,
THE SERVICEMAN'S
CHOICE FOR IN-
VOICES AND SALES
BOOKS HAS BEEN



OELRICH PUBLICATIONS.

- ⇒ QUALITY YOU CAN COUNT ON
- ⇒ PRICED AS LOW AS 4 CENTS EA.
- ⇒ COMPUTER FORMS AND CHECKS CALL TODAY FOR A FREE CATALOG
1-800-621-0105

Quality Microwave TV Systems
**WIRELESS CABLE - ITFS - MMDS
ATV - INTERNATIONAL - S-BAND**
Amplifiers • Antennas • Books • Components
Filters • Systems • Video Products
• RF Frequency 1990 - 2700 MHz
• Cable Ready - VHF - UHF Outputs
• SASE For "FREE" Catalog or Send \$1



PHILLIPS-TECH ELECTRONICS
PO Box 8533 • Scottsdale, AZ 85252

CHALLENGER SYSTEM
33-Channel 52dB • Gain
Complete Grid \$265
Five Year Warranty
FREE SHIPPING Visa • MC • Amx • Disc • COD's • Qty Pricing

CIRCLE 325 ON FREE INFORMATION CARD

VIDEO INVERTER

Create & Restore Inverted Video

R.C. Distributing
PO Box 552 • South Bend, IN 46624
Website: www.south-bend.net/rcd



For Free Information Package
on Completed Units and Pricing

Call 219-236-5776


ATTENTION DEALERS: WHOLESALE ONLY!



Formerly JES, Inc.

BEST PRICES!
FAST SERVICE
SAME DAY SHIPPING

EXCLUSIVE:



NEW!
Wavemaster 99 Channel

• Sleep Timer • Std./HRC Switch • Parental Control

10+	20 +	50+
\$57	52	45

	5+	10+	20+
Panasonic 145	\$72	65	60
Refurb. Panasonic 145	57	55	52
Panasonic 100	52	49	--
Panasonic 175	---	CALL!	---
Starcomm DQN	49	45	39
(99 ch; Refurb.)			

TOLL FREE:
800-322-9690



FAX:
516-246-5634

CMM Monitor Test Equipment

Checker 12e



Now you can repair and test Computer monitors with ease. With sweep rates up to 64KHz., eight step grayscale, white screen, single color mode, Mac II, EGA, CGA support, you can run almost ANY PC monitor. And it is EASY to use. Color front panel displays show just what you should see. Don't let its' small size fool you. It is the most powerful handheld available, and it supports ALL basic VGA modes (some don't!). It is suitable for bench or field operations. Battery or AC operation.

PRICE: \$295

Checker Jr.



Looking for a SMALL battery operated monitor test pattern generator that will fit in your pocket? The Checker Jr. is it. It displays a very useful 64 color pattern. You can evaluate size, focus, linearity, color tracking, and balance. It operates in the 640 x 480 mode (31.5KHz - 60Hz.). and is very easy to use. Use it anywhere.

PRICE: \$99.95

Checker TV Pro & TV Jr.



The TV Pro is just the tool for your repair bench. It provides Video, S-Video, and RF outputs. It also has the most important pattern, GRAY SCALE! You can't set up a color TV without it! All with NTSC standards and COMPLEX sync. The RF output also includes an audio tone and STEREO signaling. With colorbars, gray scale, crosshatch with dots you can set and test quickly.

Checker TV Pro...PRICE: \$599.95

The TV Jr is a small NTSC video generator with colorbars crosshatch with dots, white red blue green, and black screens. Small enough to fit in your pocket, powerful enough to drive the largest projection TV!

Checker TV Jr....PRICE: \$149.95

Computer & Monitor Maintenance, Inc.
1-800-466-4411 • 770-662-5633
<http://www.computermonitor.com>

Plug Power
UNIT OF IMAR DESIGN INC.

The Smallest*, Lightest*, Coolest*, 5% Regulated, 10 Watt DC Power Supplies are here!

* 1.9 x 2.1 x 1", 2.9 oz. Tiny, aren't they?

VDC @ Amps	
5.0	1.6
9.0	1.1
12.0	0.8

\$29.95
SINGLE Qty., US\$
* NEXT DAY or 2 DAY AIR

Detailed Specs on web site!
www.plugpwr.com

CALL FREE in US & Canada:
1-888-PLUGPWR
(1-888-758-4797)

SIX PlugPower in ONE power strip? See the web site!

Free Catalog

The world's largest electronic surplus company • Liquidation • Overstocks • Hobby items • Unique and hard-to-find parts • Large quantities • Bargains • Discounts • Hobby items • Liquidation • Overstocks • Unique and hard-to-find parts • Large quantities • Hobby items • Save! Save! Save!

If you are not getting this catalog you are missing out on some of the best deals in electronics today! We have thousands of items ranging from unique, hard-to-find parts to standard production components. Call, write, or fax today to start your free subscription to the most unique catalog in the industry, filled with super values on surplus electronic and hobbyist type items. If you have a friend who would like to receive our catalog, send us their name and address and we will gladly forward them a complementary 100 page catalog.

Why pay more? Call today.



340 East First Street Fax Order Line
Dayton, Ohio 45402 1-800-344-6324

Order Toll-Free
1-800-344-4465

CIRCLE 251 ON FREE INFORMATION CARD

BEST BY MAIL
Rates: Write National, Box 5, Sarasota, FL 34230

EDUCATION
HIGH SCHOOL DIPLOMA At Home, Accredited, Fast, "Failure-Proof" 1-800-470-4723 • American Academy, 12651 S. Dixie Highway, Miami, FL 33156

FINANCIAL
CASH NOW FOR FUTURE PAYMENTS! We buy payments from insurance Settlements, Annuities, and Casino Winnings. We also buy Owner Financed Mortgages. Call R&P Capital Resources at 1-800-338-5815, X500.

Printed Circuits in Minutes Direct From LaserPrint!

8 1/2" x 11"
* Or Photocopy
**Use standard household iron or P-n-P Press.

1. LaserPrint*
2. Press On**
3. Peel Off
4. Etch



Use Standard Copper Clad Board
20 Shts \$30/ 40 Shts \$50/ 100 Shts \$100
Visa/MC/PO/Ck/MO \$4 S&H

Techniks Inc.
P.O. Box 463
Ringoes NJ 08351
ph. 908.788.8249 fax 908.788.8837
http://chelsea.los.com/~techniks
Retail Dealer Inquiries Invited

Smart Battery Charger



JUN 87 QST
BY WARREN DION N1BBH

FOR GEL-CELLS or LEAD ACID BATTERIES.
Features: Precision temperature tracking voltage reference & three mode charging sequence. Standard kit is for 12V @ 1/2 or 1 Amp, user selectable. Can be connected to the battery indefinitely, will not overcharge. Weighs 2 pounds and measures 4"W x 5 1/2"D x 2 1/2"H. Finished enclosure included in kit.

Complete Kit Only \$59.95
Assembled & Tested \$79.95

CA Residents add 7.75% sales tax. S&H: \$5.00 (insured). Foreign orders add 20%. For more info or price list; send legal size SASE (52¢) to:

A&A Engineering
2521 W. La Palma #K • Anaheim, CA 92801
(714) 952-2114 • FAX: (714) 952-3280



Make your own circuit boards at home!!
Don't project-board your electronics circuits. Afford-A-Board them!! Our complete line of circuit board manufacturing equipment lets you create professional single or double-sided circuit boards in your own home. We manufacture affordable, developing, etching and stripping tanks. Afford-A-Board is your source for 2-sided photo-sensitive copperclad board.

12x12 FR4 1 oz. DS \$15.99

Call for our low, low pricing on film, chemicals and drill bits.

Afford-A-Board
P.O. Box 32613
Kansas City, MO 64171
(800) 847-0157
Visa/AMEX/MC/Cash COD/MO

5-Channel Logic Analyzer

Jan. 1997 Electronics Now

Operates through your computers printer port.

Three trigger modes
No Power Required
11 octave sample range

Save and Print Logic Displays

Surface Mount Components (in-aid connector)

Kit: \$50.00
Fully Assembled \$65.00

Specs:

No Channels 5
Sample Rate 8-1 Mhz
No. Samples 5000
Display screens: 35
Timing Cursors 2
Trig Thresh 2-3 V
Timing Error 5%

Uses:


Student Projects
Teaching Aid
General Testing
Production Testing
Serial Data Analyzer
Tech Sales/Demos
Field Testing

American MicroTech Inc 219-482-3896

http://home.sprynet.com/sprynet/amtech
E-mail: amtech@sprynet.com

ADAPT-11 68HC11 Modules for Solderless Breadboards

- miniature 2.0" by 2.8" module
- plugs vertically into solderless breadboard for easy development
- BOOT/RUN switch for easy programming via PC serial port
- all I/O lines on dual row connector



Complete modular prototyping system.
Expansion accessories available!

For just US\$74.95, our Starter Package (AD11SP) provides everything you need to get going fast! Now you can harness the power of the popular 68HC11 in your projects! Includes ADAPT-11 with 68HC11EZ, providing 2K EEPROM (re-programmable), 8 channel 8-bit Analog-to-Digital Converter (ADC), hardware timers, counters, interrupts, Serial Peripheral Interface (SPI), Serial Communications Interface (SCI), and more! On-board RS-232 interface (cable included), 5-volt regulator, 8MHz crystal, reset circuit, and convenient program/run switch. Comes with non-commercial versions of HC11 Assembler, BASIC, & C, as well as handy utilities & example code. Includes Motorola 68HC11 Pocket Programming Reference Guide and manual with schematics. All you need is a PC to write & program your software, a DC power supply, and a solderless breadboard (or protoboard) to build your application circuits on (or use our modular accessories).

Visa • MasterCard • AmericanExpress • Discover
TECHNOLOGICAL ARTS
309 Aragona Blvd., Suite 102, Box 418, Va. Beach, VA 23462
1844 Bayview Avenue, Box 1704, Toronto, ON M4G 3C2
voice/fax: (416) 963-8996 www.interlog.com/~techart

Telephone Line Simulator

NEW! \$229.00

The LINKER 2 lets you test your telco inter-connect devices without using phone lines. It does everything Ma Bell does like dial-tone, ringing, busy. Caller ID version available.

800 - 631 - 0349

http://www.infinet.com/~jectech

UPGRADE YOUR COMPUTER!

TECHNOLOGY ASSOCIATES

959 W. 5th St. • Reno, NV 89503

(702) 322-6875 • Fax (732) 324-3900

www.techass.com • sales@hoopaware.com

Memory

4Mb (4x8-70 ns) \$20
4Mb (1x32-60 ns) \$20
8Mb (2x32-60 ns) \$34
16Mb (4x32-60 ns) \$55
32Mb (8x32-60ns) \$105
32Mb (4x64-10ns) \$135

Hard Drives

WD 1.2Gb IDE \$185
WD 1.5Gb IDE \$200
WD 2.1Gb IDE \$215
WD 2.5Gb IDE \$230
WD 3.1Gb IDE \$250
WD 4.0Gb IDE \$275

Modems

33.6 Int Fax/Modem \$68
33.6 Int USR Fax/Modem PNP \$190
33.6 Ext USR Fax/Modem PNP \$175
33.6 Int USR Fax/Modem voiceonly \$185
56K Int Supra Fax/Modem voiceonly \$150

CPU's

AMD K6-200 \$300
AMD K5-PR100 \$80
AMD K6-200 \$330
Cyrus 686-P166+ \$80
Cyrus 686-P200+ \$100
Cyrus MX 200 \$230
Intel Pentium 133 \$145
Intel Pent 200mmx \$300
Intel Pent 233mmx \$540

Video Cards

256K ISA VGA \$24
Trident 8900 1Mb ISA SVGA \$32
Cirrus Logic 5429 1Ma VLB SVGA \$38
Trident 9680 1Mb PC SVGA w/MPEG \$38

Sound Cards

16-bit Sound Blaster \$55
Sound Blaster 32 PNP \$95
Sound Blaster AWE value \$105

Motherboards

486xxx PCI 256K \$95
Pentium Intel Triton2 VX 512K L2, 40mins \$105
Pentium Intel Triton2 TX 512K L2, 40mins \$130
Pentium Intel Triton2 TX 512K L2, ATX \$140

Miscellaneous

1.44Mb FDD \$28
1.2Mb FDD \$25
8X CD-ROM IDE \$75
18X CD-ROM IDE \$95
HP T3000 3.2 gb tape backup \$205
3-button serial mouse \$9
101-keyboard \$18

Controller Cards

ISA Multi I/O IDE, FDC, 2S/1P/IG \$13
PCI Adaptec 2940 SCSI-2 fast \$200

NOTE: Prices are projections based on advertising lead times.

Prices and availability subject to change without notice.
CALL FOR DAILY LOW PRICES!

Slot Machines \$ 599.00

Free Shipping

Slot Machine Demo Video \$ 5.99

40 - Minutes

33" High 20" Wide 14" Deep

Brochure \$ 1.00

Magic Box

Test Chips

Filter Kits

Busy - Busy

Buzz - Buzz

Notch Filters



Video Media www.nutnet.com

P.O. Box 93/6025


Margate, FL 33093

(954)-752-9202



High Power Audio Amplifier Construction

HIGH POWER AUDIO AMPLIFIER CONSTRUCTION



BP277—Here's background and practical design information on high power audio amplifiers capable of 300±400 watts r.m.s. You'll find MOSFET and bipolar output transistors in inverting and non-inverting circuits. To order your copy send \$6.25 plus \$3.00 for shipping in the U.S. and Canada to **Electronic Technology Today Inc., P.O. Box 240, Massapequa Park, NY 11762-0240.** U.S. and Canada only. Payment in U.S. funds by US bank check or International Money Order. Please allow 6-8 weeks for delivery.

MA03

ALL ELECTRONICS

C O R P O R A T I O N

**CALL, WRITE, FAX
or E-MAIL For A
Free 96 Page
CATALOG.**
Outside the U.S.A.
send \$3.00 postage.

**QUALITY
PARTS**
**FAST
SHIPPING**
**DISCOUNT
PRICING**

ELECTRET MIKE

Panasonic # WM 54BT-D
Electret condenser microphone
cartridge. Low impedance,
omnidirectional mike. 20 - 12,000 HZ.
0.38" dia. x 0.175" high.



CAT #MIKE-36

60¢ each

10 for \$5.50
100 for \$45.00

Low Power Audio Amp

Motorola MC34119P
Low power audio amplifier suitable
for speaker phones or talking picture
frames. The 8 pin DIP package requires
only a few additional parts, operates on 2 - 16
volts and drives speakers of 8 ohms or greater.
Output power exceeds 250 mW with 32 ohm
speaker. Power-down option saves power in
battery driven applications. Hook-up sheet.



Large quantity available.

CAT # MC34119P

50¢ each

50 for \$20.00
500 for \$150.00

SUPER SAVINGS ON S-VHS TAPES (USED)



Super VHS tape
users! Save a bundle
on name-brand S-
VHS, T-120 tapes.
These tapes were
used for a brief peri-
od, then bulk erased.

The record-protect tabs
have been broken out, so you
will have to cover the notch with a
piece of tape, but they work great and
cost a fraction of the "new" price. Try some,
you'll be back for more.

CAT #S-VHS

\$3.00
each

10 for \$28.00 • 100 for \$250.00

Ultrabright LED

PAINFULLY BRIGHT RED LED

2500 to 4000 mcd @ 20 ma. These
T 1 3/4 (5 mm diameter) red LEDs are
significantly brighter than conventional
LEDs. At close range, they are painful
to look at. They are great for attention getting
displays that can be seen from a distance.
Water clear in off-state.



CAT # LED-42 **2 for \$1.20**

10 for \$ 5.00 • 100 for \$ 45.00
1000 for \$ 400.00

3 Volt Lithium Coin Cell with PC Leads

Panasonic # BR2330-1GU
3 volt, 255 mAh coin cell. Lithium
batteries have a very long shelf life
and are great for memory back-up
protection. 0.9" diameter x 0.12" thick. 0.7"
between positive and negative pc leads.



VERY SPECIAL PRICE
LARGE QUANTITY AVAILABLE


75¢ each

20 for \$12.00
100 for \$45.00
1000 for \$300.00

CAT #LBAT-16

2 1/2" 8 ohm Speaker

Panasonic # EAS65P76A3
8 ohm 0.4 watt speaker with
soft-edge paper cone for good
frequency response. 0.93" over-
all depth. 2.25" wire leads with
2 prong (0.1" spacing)
socket connector.



Large quantity available.

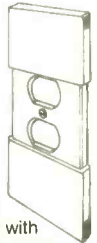
CAT# SK-255

\$1.00
each

10 for \$8.50
100 for \$70.00

Tamper Resistant Electrical Outlet Cover

Leviton # 830-86022
"Kiddy Cop"
Prevents children from
playing with electrical outlets
and risking electrical shock.
Beige spring loaded outlet
cover closes automatically
when outlets are not in use.
Fits all standard dual wall out-
lets. Easy to install. Remove
existing wall plate and replace with
outlet guard. Individual display pack-
aging with screw. CAT # OG-022



\$1.50
each

10 for \$12.50

Light Activated Intrusion Alarm

Leviton "Snapit-Alert"
830-51031
This handy light activated
alarm buzzes intermittantly
when exposed to light. Use it in desk draw-
er, gun rack, medicine cabinet, refrigerator,
school locker or file cabinet to prevent chil-
dren or unwanted intruders from being
where they don't belong. Red plastic case
with self-adhesive Velcro backing. 2.5" x 3"
x 0.84". Operates on 9 volt battery (not
included). Good-looking retail packaging.



\$2.50
each

CAT# SNA-2

10 for \$20.00

Twist-On F-56 Connector

Twist-on co-ax connector
for RG-6 cable. CAT #FTO-56R



100 for \$15.00

500 for \$50.00 • 1000 for \$70.00

ORDER TOLL FREE

1-800-826-5432

MAIL ORDERS TO:
ALL ELECTRONICS CORP.
P.O. BOX 567
VAN NUYS, CA 91408-0567

FAX (818) 781-2653 • INFO (818) 904-0524
INTERNET <http://www.allcorp.com/>
E-MAIL allcorp@allcorp.com

NO MINIMUM ORDER • All Orders Can Be Charged to Visa, Mastercard, American Express or Discover • Checks and Money Orders Accepted by Mail • Orders Delivered in the State of California must include California State Sales Tax • NO C.O.D. • Shipping and Handling \$5.00 for the 48 Continental United States • ALL OTHERS including Alaska, Hawaii, P.R. and Canada Must Pay Full Shipping • Quantities Limited • Prices Subject to change without notice.

MANUFACTURERS - We Purchase EXCESS INVENTORIES... Call, Write, E-MAIL or Fax YOUR LIST.



Find Bad Capacitors

In-Circuit with the Capacitor Wizard



The Capacitor Wizard is an extremely FAST and RELIABLE device designed to measure ESR (Equivalent Series Resistance) on capacitors of 1uf and larger "IN CIRCUIT", eliminating the need to remove the capacitor for accurate tests. The Capacitor Wizard finds BAD caps IN CIRCUIT that even VERY EXPENSIVE cap checkers MISS ENTIRELY, even out of the circuit!! Standard capacitor meters cannot detect any change in ESR therefore they miss bad capacitors leading to time consuming "Tough Dog" repairs. *Technicians say it is the most cost effective instrument on their workbench.*



Made in the USA
Order Today

Only \$179.95
Call 1-800-394-1984

http://www.heinc.com
Int. # 316-744-1993
Fax 316-744-1994
6222 N. Oliver, Kechi, KS 67067

30 day money back guarantee



ABC ELECTRONICS 315 7TH AVE N. MPLS. MN. 55401
(612)332-2378 FAX (612)332-8481 E-MAILSURP1@VISI.COM
WE BUY TEST EQUIPMENT AND COMPONENTS.
VISIT US ON THE WEB AT WWW.ABCTEST.COM

TEK 7B15 1 GHZ DELAYING TIME BASE	\$250.00	TEK 2245 100 MHZ 4 CHANNEL O-SCOPE	\$1200.00
TEK 2465A 350 MHZ 4 CHANNEL O-SCOPE	\$3200.00	TEK 7A19 600 MHZ SINGLE TRACE AMPLIFIER	\$1500.00
TEK 7A26 200 MHZ DUAL TRACE AMPLIFIER	\$75.00	TEK 7B85 400 MHZ DELAYING TIME BASE	\$125.00
TEK 7904 500 MHZ MAIN FRAME	\$250.00	HP 1630D 25 MHZ LOGIC ANALYZER	\$250.00
TEK 5771/77 CURVE TRACER	\$1500.00	TEK 7S11 SAMPLING PLUG IN	\$200.00
TEK 7S12 GENERAL PURPOSE SAMPLER	\$350.00	FLUKE 95 SCOPE METER NO PROBES	\$600.00
TEK 453 50MHZ OSCILLOSCOPE	\$200.00	FLUKE 97 SCOPE METER WITH PROBES	\$1000.00
DRANETZ 626 DISTURBANCE ANALYZER	\$1500.00	HP 8182A 50 MHZ PATTERN GENERATOR	\$800.00
GENRAD 1657 RLC BRIDGE	\$750.00	PHILLIPS PM3296 400 MHZ OSCILLOSCOPE	\$1000.00
TEK 7D20 PROGRAMMABLE DIGITIZER	\$500.00	EMI SCR 7.5-300 7.5V 300A POWER SUPPLY	\$500.00
TEK 465 100 MHZ OSCILLOSCOPE	\$400.00	HP 8558B SPECTRUM ANALYZER	\$1500.00
TEK 465B 100 MHZ OSCILLOSCOPE	\$450.00	WAVETEK 175 WAVE FORM GENERATOR	\$500.00
TEK 2335 100 MHZ OSCILLOSCOPE	\$1200.00	WAVETEK 157 PROG. WAVE FORM SYNTH.	\$500.00
TEK 2215 60 MHZ OSCILLOSCOPE	\$350.00	RACAL DANA 1901 100 MHZ COUNTER	\$200.00
TEK 496P 1KHZ-1.8GHZ SPECTRUM ANALYZER	\$5000.00	VALHALLA 2790B SYSTEM INTERFACE	\$150.00
BRADLEY 132 SCOPE CALIBRATOR	\$700.00	GENRAD 1683 RLC BRIDGE	\$300.00
PHILLIPS PM3350A 60 MHZ DIG.STORAGE SCOPE	\$1000.00	HP 3455A MULTIMETER	\$300.00
HP 8601A 110 MHZ SWEEP/SIGNAL GENERATOR	\$400.00	HP 3456A MULTIMETER	\$450.00
TEK FG504 40 MHZ FUNCTION GENERATOR	\$500.00	FLUKE 5200A AC CALIBRATOR	\$1500.00
HP 34100A 1GHZ DIGITIZING OSCILLOSCOPE	\$3000.00	TEK TM504 4 SLOT POWER FRAME	\$125.00
HP 8170A LOGIC PATTERN GENERATOR	\$150.00	HP 4955A PROTOCOL ANALYZER	\$500.00
SYSTRON DONNER DP5D 50	\$500.00	MAGTROL 4614 POLYPHASE POWER ANLZR.	\$300.00
LEADER LSG215A 125 MHZ SIGNAL GENERATOR	\$700.00	TEK CT-5 HIGH CURRENT TRANSFORMER	\$500.00
SPECIAL THIS AD ONLY TEK 475 200 MHZ OSCILLOSCOPE REGULAR PRICE \$500.00 SALE PRICE \$400.00			
SPECIAL THIS AD ONLY TEK DAS 9100 AS IS NO PROBES THESE UNITS ARE UNTESTED NOT REJECTS \$150.00			

PROGRAMMERS OVER 50 MODELS

ADVANTECH EETOOLS NEEDHAMS DATA VO ICE TECHNOLOGY HILO SYSTEM GENERAL CHROMA MODULAR CIRCUIT TECHNOLOGY XELTEK



PROMAX EMP-20 MEGAMAX MEGAMAX4 SIMM/SIP TESTER EMUPA

CALL ADVANTECH LABTOOL 599 EETOOLS SIMMAX
629 ICE TECH MICROWL 795 CHROMA SIMM/SIP
650 EETOOLS ALLMAX + 359 MOD-MCT-EMUPA/R
409 EETOOLS MEGAMAX 279 MOD-MCT-EMUP/R
509 EETOOLS MEGAMAX4 49 EPROM 1G TO 512K
369 XELTEK SUPERPRO II 69 EPROM 1G TO 1MEG
409 XELTEK SUPERPRO II P 99 EPROM 4G TO 1MEG
249 XELTEK SUPERPRO L 199 EPROM 16G TO 1 MEG
165 XELTEK ROMMASTER II 89 EPROM 1G TO 8MEG
479 MOD-MCT-EMUPA 129 EPROM 4G TO 8MEG
739 STAG ORBIT-32 250 EPROM 8G TO 8MEG



LABTOOL48 MICROMASTER SUPERPRO ALLMAX PLUS ROMMASTER2

General Device Instruments
Sales 408-241-7376 Fax 241-6375 BBS 983-1234
Web www.generaldevice.com E-Mail icdevice@best.com

Digital Entertainment GREAT VALUES ON:

USSB dish

SAVE Compare to Cable
30%-50%

MORE ENTERTAINMENT OPTIONS
ALL THE HOT ACCESSORIES
PAY LESS

Fax: 218-739-4879
Int'l: 218-739-5231

1010 Frontier Dr.
Fergus Falls, MN 56537

Call Now 800-543-3025
www.skyvision.com Skyvision

3 Axis Motion Control System
Complete, ready to run
\$ 255.50 + 12.00 S/H

Build or adapt CNC mills, CNC routers, Robots, Etc. Includes: 3 Stepping motors (70 oz/in 200 steps/rev). External board (connects to parallel port of a PC). Power supply, Cables, Manual and the MAXNC drive software, with linear, circular and helical interpolation, acceleration deceleration, full contouring, 'G' code programming, screen plot, code generation from CAD (CAM), and more.

For more information, phone or write to:
MAXNC
6509 W. Frye Rd, Suite3
Chandler AZ 85224
Ph (602) 940-9414
Fax (602) 940-2384

The Electronic Experimenter's Journal

It's part catalog, part magazine and part data book with kits, parts, plans, articles, and application notes.

Call for your **FREE** copy today

Debco Electronics
4025 Edwards Rd.
Cincinnati, OH 45209 **1 800 423-4499**

Cable TV Converters

SAVE Dealers Welcome
\$100s

30 Day Money Back Guarantee
Call Us Last!
We will beat any advertised price

CD Electronics No JC Sales
1-800-842-9670
http://www.cdelectronics.com/cd

Plant Trees for America



Wireless Video Headquarters



The Cube



World's Smallest TV Transmitter

Perfect video transmission from a transmitter you can hide under a quarter and only as thick as a stack of four pennies- that's a nickel in the picture! Transmits color or B&W up to 150' to any TV tuned to cable channel 59 with a solid 20 mW of power. Crystal controlled for no frequency drift with performance that equals law enforcement models that cost hundreds more! Deluxe model includes sound using a sensitive built-in mike that will hear a whisper 15 feet away! Units run on 9 volts and hook-up to most any CCD camera. Our cameras shown below have been tested to mate perfectly with The Cube and work great. Fully assembled.

- C-2000 Video Transmitter Cube.....\$89.95**
C-3000 Video and Audio Transmitter Cube.....\$149.95



CCD Video Cameras

If you're looking for a good quality CCD board camera, stop right here! Our cameras use top quality Japanese Class 'A' CCD arrays, not the off-spec arrays that are found on many other cameras. You see, the Japanese suppliers grade the CCDs at manufacture and some manufacturers end up with the off-grade chips due to either cost constraints or lack of buying 'clout'. These cameras have nice clean fields and excellent light sensitivity, you'll really see the difference, and if you want to see in the dark, these are super IR (Infra-Red) sensitive! Available with Wide-angle (80°) or super slim Pin-hole style lens. Both run on 9 VDC and produce standard 1 volt p-p video. Add one of our transmitter units for wireless transmission to any TV set, or add our Interface board (below) for Audio sound pick-up and direct wire connection to any Video monitor or TV video/audio input jacks. Fully assembled.

CCDWA-2 CCD Camera, wide-angle lens.....\$99.95
 CCDPH-2 CCD Camera, slim fit pin-hole lens.....\$99.95

CCD Camera Interface Board

Here's a nifty little kit that eases hook-up of your CCD camera module to any video monitor, VCR or video input TV set. The board provides a voltage regulated and filtered source to power the camera (CCD Cameras require a stable source of power for best operation), sensitive electret condenser mike for great sound pick-up and RCA Phono jacks for both audio and video outputs. Runs on 11 - 20 VDC.



- IB-1 Interface Board Kit.....\$14.95**



Budget TV Transmitter

Transmit audio and video to any TV set with this fully assembled transmitter. Although not tiny, it still offers some neat features. Takes standard 1 volt p-p video and audio and transmits on any UHF TV channel of your choice from 17 - 42. Has rugged metal case, includes AC adapter, whip antenna and even RCA phono plug patch cords! Can also run on 12 VDC.

- VS-2 Video and Audio Sender, Fully Assembled.....\$29.95**

IR Illuminator for CCD Cameras

See in total darkness with one of our CCD video cameras and this IR illuminator! IR light can't be seen, illuminate the scene with IR and a CCD camera 'sees' just fine. The array of 24 extra high intensity LEDs are invisible to anybody - except for aliens and Casper! Runs on 12 VDC. Illuminates similar to that of a bright flashlight.



- IR-1 IR Illuminator Kit.....\$24.95**

MicroEye CCD Camera & Transmitter Combo

We married together one of our quality CCD cameras, a sensitive electret microphone and a small TV transmitter to give you a super neat - and tiny - all in one, 'knows all, sees all, hears all' package! Small enough to fit into a cigarette pack and powerful enough to transmit up to 150' to any standard TV set. Tunable to operate on TV channels 4, 5, or 6 and runs on 9 to 20 VDC. The sensitive mike picks up normal voice within an average size room. Ideal for private detectives, investigators, hobbyists, babysitters, model rocketeers, RC airplanes and other uses limited only by your imagination. Camera module is fully wired and the transmitter unit is an easy to build kit that goes together in an evening. Includes all parts, handsome jet-black case and clear, concise instructions with ideas for use. And, don't forget, our CCD cameras are very sensitive to IR light - just add the IR-1 IR Illuminator kit for see-in-the-dark operation!



- ME-2000 MicroEye TV Transmitter Combo\$149.95**

Wavecom Wireless Video and Audio Transmission System

Transmit extremely clean and sharp video and audio up to 300 feet. Wavecom transmits in the 2.4 GHz band using FM and circular polarization for state-of-the-art transmission.



There is no fading, ghosting, humming, buzzing or picture rolling when using the Wavecom. System consists of two parts, a transmitter unit and a receiver unit. Switch selectable 4 channel operation allows use of multiple Wavecoms in the same geographic area. Connections are video and audio in and out using standard RCA phono jacks. Includes AC wall plug adapters, patch cords, coax cable jumper, TV antenna A/B switch and complete hook-up instructions. Fully assembled with one year warranty.

The Wavecom Sr. has all of the features above plus adds the capability of transmitting your TV/DSS/VCR remote control signals from the receiver unit back to the transmitter unit. This is great for controlling your DSS satellite receiver or VCR from any room in the house. We also offer the small internal transmitter module assembly for those who wish to make their own concealed video transmitter system. Module is about the size of a couple of matchboxes and includes microwave patch antenna.

- WC-1 Wavecom Jr. Wireless System.....\$189.95**
WC-5 Wavecom Sr. with Remote Capability.....\$239.95
WC-TX Transmitter Module Assembly.....\$105.00



RAMSEY ELECTRONICS, INC.

793 Canning Parkway Victor, NY 14564

Call for our free catalogue or visit us on the web: www.ramseyelectronics.com

Toll-free Order Service: 1-800-446-2295

Sorry, no technical info or order status at this number

For Tech Info or Order Status, Call the Factory Direct

Phone (716) 924-4560

Fax (716) 924-4555



ORDERING INFO: Satisfaction Guaranteed. Examine for 10 days, if not pleased, return in original form for refund. Add \$5.95 for shipping, handling and insurance. Orders under \$20, add \$3.00. NY residents add 7% sales tax. Sorry, no CODs. Foreign orders, add 20% for surface mail or use credit card and specify shipping method.



ROBOT STORE

* KITS *

Your

* BOOKS *

Mailorder

* PARTS *

Source

* VIDEOS *

For

* MODELS *

Robots!

* MORE! *

(REQUEST OUR FREE CATALOG)

www.robotstore.com

800-374-5764

Or write to us:

4286 Redwood Hwy #226-102
San Rafael CA 94903

Phone 415-491-4600 • Fax 415-491-4696

Email info@mondo.com

CLASSIFIED

MISCELLANEOUS ELECTRONICS FOR SALE

Call for a free electronics catalog or visit our web site at www.bgmicro.com/. B.G. Micro-PO Box 280298-Dallas, TX 75228. Order line 800-276-2206.

PIECE parts for Delco OEM radios. Low pricing. Factory Original. No subs. Call today, 1 (800) 433-9657.

TUBES for sale large stock on hand. Call 1-800-370-3390 or DWARDERS@TELEPATH.COM.

TUBES: "Oldest". "Latest". Parts and schematics. SASE for lists. Steinmetz Electronics, 7519 Maplewood Ave., Hammond, Indiana 46324

PLANS-KITS-SCHEMATICS

FREE Catalog. 100 Leading-Edge kits. K1, PIC. Full instructions, source code. 1 (800) 875-3214. SCIENCE FIRST, 95 Botsford Place, Buffalo, NY 14216.

ELECTRONIC Project Kits. www.qkits.com 1-888-GO-4-KITS. 292 Queen St., Kingston, ON., K7K 1B8. QUALITY KITS.

ALL-IN-ONE CATALOG, 60 mouth-watering pages. CB/HAM/audio/TV/spy/broadcast/science projects, micropower broadcasting, broadcast transmitters, amplifiers, antennas, "secret books", start your own radio station and more. Send \$1.00 to PAN-COM INTERNATIONAL, PO Box 130-N1, Paradise, CA 95967.

5000 Volts in the palm of your hand. Battery powered. Plans \$7.00. P.O. Box 113, Cookeville, TN 38503-0113. P/N ENH001.

MUSICAL LIGHTS-build a color organ. Let your stereo control your lighting system or Christmas lights. Easy, inexpensive and fun to build. Complete documentation \$19.95. JAK ENGINEERING, 2712 16th Ave. S., Minneapolis, MN 55407.

HOME AUTOMATION via phone no expensive computers. Furnace A-Cond. on remotely. Money orders only. Plans \$14.95 AMR Box 1176 Waltham, MA 02254-1176.

CABLE TV

CABLE TV Equipment & Accessories. Wholesalers Welcome! 30 Day Moneyback Guarantee! Free Catalog! PROFORMANCE ELECTRONICS INC., 1 (800) 815-1512.

NEW! Jerrold and Pioneer wireless test units \$125.00 each, also 75DB notch filters \$19.95 each, quantity pricing available. Please call KEN ERNY ELECTRONICS, 24 hour order and information hot line (516) 389-3536.

CABLE descramblers and converters 10 lot decoders \$38.00 ea. 10 lot converters \$57.00 ea. Visa and Mastercard accepted. (304) 337-8027.

CABLE Descrambler!! Anyone can build in seven steps with Radio Shack parts. Plans/kit from \$5.00 plus Free Bonus!! 1 (800) 818-9103.

CABLE "Bullet Terminator and I.D. Blocker." Electronically shields yourself and your box. Also new Super Bullet/ID Eliminator!! Lifetime guarantee!! 1 (800) 820-9024.

GIANT Sale!! Positive notch filter \$18.00. E-Z Install cable test activation chips/boards from \$5.00. Original equipment descramblers from \$149.00. External activators \$125.00. Much more!! Dealers Wanted. 1 (800) 449-9189 Anytime.

MAESTRO latest technology. Compatible with all major systems: Pioneer, Jerrold, Scientific Atlanta, Zenith. Universal descrambling capabilities. Dealers wanted. Money back guarantee. 1 (800) 676-7966.

CABLE TV Descramblers. One piece units. Pioneer, 6310's Scientific Atlanta 8580's Dpv 7's and others. Lowest prices. Money back guarantee. Precision Electronics Houston, TX. 1-888-691-4610

Free Cable Descrambler Plan. For Details Write: Sierra Publishing, 909 E. Yorba Linda Blvd., Suite H-181, Dept. ENM, Placentia, CA 92680

RFT-DAM (Digital Auto Mode) The only answer for DPBX=>CFT 20XX. Best Prices. 1-800-627-2339

TEST MODULES, cable boxes & MASTER FILES for all types of CATV converter units. (909)941-4858 <http://members.aol.com/alencable/index.htm>

Signal Eliminators can block severe TV interference or unwanted channels! Visit us on the web today at <http://members.aol.com/tvfilter>. Request a free brochure by mail or voicemail. Star Circuits, PO Box 94917, Las Vegas, NV 89193. 1-800-433-6319

Multimode test modules. Master files. Reverse engineering. Lowest prices, best quality. Dealers welcome. 717-462-3877.

SATELLITE EQUIPMENT

SKYVISION! Your Satellite Home Entertainment Source. Best values: DBS and C/Ku-band equipment, including 4DTV. Most complete selection: Parts-Tools-Upgrades-Accessories! Free Discount Buyer's Guide. Call 800-543-3025. International 218-739-5231. www.skyvision.com.

DSS Test Card Authorizes all channels for information plus free bonus call toll free 1-888-416-7296

FREE DSS TEST CARD information package. Works on new system and turns on all channels including PPV, adult and sport channels. Write SIGNAL SOLUTIONS, 2711 Buford Rd., Suite 160, Richmond VA 23235.

DSS Bible Volume 2. \$85.50 DSS Bible Volume 1 - \$55.45 DSS Secrets - All patents \$69.95. Cellular Hackers Package. (3) Hacker Bibles, (2) Videos & programming software. \$199.00. 25+ Master Test Chip Files. Jerrold, Scientific-Atlanta, Tocom, Pioneer, Zenith. Software & book. \$79.95. TELECODE 1 (520) 726-2833. <http://www.hackerscatalog.com>

OBTAINING SOUND for your VCII and VCII Plus is easy. No codes needed. Also DSS Test Card information. Details 1 (800) 211-5635.

BUSINESS OPPORTUNITIES

I'M MAKING A "BUNDLE" reclaiming scrap gold from junk computers. Free info: 24 hrs, (603) 645-4767.

GREAT extra income idea! Assemble products at home for best companies. Information call: 1 (800) 377-6000 ext. 6870.

EASY WORK! EXCELLENT PAY! Assemble Products At Home. Call Toll Free 1-800-467-5566 EXT. 5192

ELECTRONICS BUSINESSES Home Based. Part/Full time. 250pg Comprehensive Guidebook, insider information. \$19.95 24hr recording (800) 326-4560 x159

EDUCATION & INSTRUCTION

LEARN Electronics. Home study. Outstanding careers. Free literature. P.C.D.I., Atlanta, Georgia. 1 (800) 362-7070 Dept. ELA342.

LEARN PC REPAIR-troubleshooting, servicing, home study. Free literature. P.C.D.I., Atlanta, Georgia. 800-362-7070 Dept. JJA342.

ACTIVE MICRO

WE WANT YOUR
EXCESS INVENTORY

- INTEGRATED CIRCUITS
- MEMORY (NEW OR USED)
- EPROMS (NEW OR USED)
- PALS
- GALS (NEW OR USED)
- BOARDS (WITH MEMORY)



TEL: 562-494-4851 FAX: 562-494-4913
1891 OBISPO AVE SIGNAL HILL, CA 90804

TEST EQUIPMENT

TEST Equipment pre-owned now at affordable prices. Signal generators from \$50.00, oscilloscopes from \$50.00. Other equipment including manuals available. Send \$2.00 US for catalog. Refunded on first order. J.B. Electronics, 3446 Dempster, Skokie, IL 60076. (847) 982-1973.

HUGE TEST EQUIPMENT SALE! NO REASONABLE OFFER REFUSED! VIEW COMPLETE LIST AT WEB SITE "amail.com" or call NOW to receive list by fax or mail. AST GLOBAL MARKETING Voice: 888-216-7159; e-mail: astmrktg@wrench.toolcity.net

WANTED: USED TEST EQUIPMENT. TURN IDLE OR UNWANTED EQUIPMENT INTO CASH. AST GLOBAL MARKETING; Voice: 838-216-7159; e-mail: astmrktg@wrench.toolcity.net

TELEPHONE REPAIRS-SERVICES

PCB Designs. Professionally mastered in "TANGO". AWESOME DESIGNS, P.O. Box 214, Aurora, Ohio 44202-0214. E-Mail: Awesome-Designs@worldnet.att.net

AUDIO-VIDEO-LASERS

LASER Astonishing low prices. Free Catalog. T.E.P. PO Box 1353 Glendale, AZ 85311 Phone# 602-487-9897

CB-SCANNERS

CB Radio Modifications! Books, plans, frequencies, sliders, 10-Meter, amplifiers, repairs, high-performance accessories. Catalog \$3. CBCL, Box 31500EN, Phoenix AZ 85046. (888)643-1800.

SCRAMBLING NEWS

Best satellite TV news includes coverage of piracy. Voice/Fax 716-283-6910. www.scramblingnews.com.



A public service of this magazine

CABLE T.V. Converters & Equipment WISE PRODUCTS



30-day money back
1-year warranty

Dealers
Welcome!

1-(800) 434-2269

Visa, MC, Amex, COD

SURVEILLANCE HIDDEN CAMERAS DIRECT FROM MANUFACTURER-BEST PRICE IN THE MARKET



Ultra miniature hidden camera, in dome, smoke or motion detector w/ mic. B/W or Color. Wide View angle. Low light sensitivity + super sharp images, plus video and audio output. From \$199.00. Also 1/2" B/W board Cameras w/mic. only \$99.00 USD. Wireless hidden camera, start of only \$249.00 USD. Plus \$5.95 for S/H. Wholesale/Retail Welcome. COD, Check, Money Order or Visa/MC.

BOLIDE INTERNATIONAL CORPORATION

PH (800) 355-0895 or (818) 575-8178
9660 Flair Drive #318 El Monte, CA 91731
http://www.bolide.com/usa/index.cfm

BUGGED??

FAVERDROPPING is unbelievably widespread! Electronic Devices with amazing capabilities can be monitoring your telephone and room conversations RIGHT NOW! Are you sure you're safe? FREE CATALOG tells you fast! Includes Free Bonus details on fantastic opportunities now open in Counter-Surveillance field. Exciting, immensely interesting and EXTREMELY profitable (up to \$250/hr) full/part-time income. Call Now! 1-800-732-5000

CABLE TV CONVERTERS

Equipment & Accessories
Wholesalers Welcome

Call C&D ELECTRONICS
1-888-615-5757 M-F 10a-6p

PIC Emulator

PICE-6 from \$295

- Real-Time In-Circuit Emulator (up to 10 MHz)
- Supports PIC 16C62X, 16C6X, 16C7X, and 16C84
- Single step and run to Breakpoints
- Includes Assembler and Simulator
- 15 day money-back guarantee
- Programmer for PIC 16C5X, 16C6X, 16C7X, 16C84, and 17C4X in DIP packages, only \$155

Learn 8051 On PC !

With our 80C552 SBC connected to your PC's printer port, learn to write the 8051 program, debug and test it on PC.

- 8051 core processor (80C552) with 8 channel 10-bit A/D and PWM
- 24 more I/Os and RS-232 port
- 32K ROM and 64K RAM
- Includes Assembler, Disassembler, real-time execution and debugging, plus monitor and example programs, only \$225

ROMY-16 EPROM EMULATOR

Emulates ROM or RAM in 8- and 16-bit systems for \$195 (2716-27256) or \$245 (2716-27010). Window/menu driven interface. 15 day money-back guarantee. Optional assembler, disassembler, and ROM debugger, \$100 each CPU.

Low cost Microcontroller Development Systems

80C552, 80C31, and 68HC11 development systems include single board computer, assembler, disassembler, real-time execution and debugging, plus monitor and example programs.

Universal Microprocessor Simulator/Debugger

Assembler, Disassembler, and Simulator for popular 8-bit CPUs.

J&M Microtek, Inc.

83 Seaman Road, W Orange, NJ 07052
Tel: (973)325-1892 Fax: (973)736-4567

ADVERTISING INDEX

Electronics Now does not assume any responsibility for errors that may appear in the index below.

Free Information Number	Page	Free Information Number	Page		
—	Abacom Technology.....	111	—	J&M Microtek, Inc.....	119
—	ABC Electronics.....	116	—	James Electronics.....	113
—	Active Micro.....	119	—	Link Instruments.....	102
—	AES.....	104	—	M ² L Electronics.....	87
213	Alfa Electronics.....	109	330	Mark V Electronics.....	93
214	All Electronics.....	115	336	MCM Electronics.....	77
—	Allison Technology.....	90	251	Mendelson Electronics Surplus..	113
—	Amaze Electronics.....	95	—	Mental Automation.....	102
315	American Eagle Publications.....	88	—	Meredith Instruments.....	103
316	American Innovations.....	89	—	Merrimack Valley Systems.....	102
—	Andromeda Research.....	102	133	MicroCode Engineering.....	CV2
324	Basic Electrical Supply.....	88	—	microEngineering Labs.....	112
—	Brand Electronics.....	96	—	Midwest Laser Products.....	108
326	Butterworth-Heinemann.....	107	—	Modern Electronics.....	112
329	C&S Sales, Inc.....	82	—	Mondo-tronics Inc.....	118
327	Capital Electronics.....	98	283	Mouser Electronics.....	112
328	Circuit Specialists.....	85	—	NRI Schools.....	9
—	CLAGGK, Inc.....	30, 110	—	Orion.....	110
—	Cleveland Inst. of Electronics.....	21	262	Parts Express Inc.....	75
—	Command Productions.....	92	—	PC Boards.....	98
—	Computer Monitor Maint.....	113	—	Pioneer Hill Software.....	100
226	Consumertronics.....	74	—	Polaris Industries.....	73
228	Cool Amp Conducto Lube.....	90	323	Prairie Digital.....	95
313	CTG.....	96	325	Price Wheeler.....	101
317	Dalbani Electronics.....	79	264	Print (Pace).....	80
235	Danbar Sales.....	76	—	QB Video.....	112
312	Dynamic Technology.....	87	266	Ramsey Electronics.....	117
—	Ed Treki Productions.....	110	—	RC Distributing Co.....	112
—	EDE - Spy Outlet.....	110	—	RF Parts.....	88
—	Electronic Design Specialists.....	92	322	Roger's Systems Specialist.....	105
—	Electronic Tech.Today.....	CV3, 3, 18	—	Sheffield Electronics.....	112
—	Emac Inc.....	111	—	Sil Walker.....	101
—	Fair Radio.....	111	—	Sirius Micro Systems.....	94
121	Fluke Corp.....	7	—	Smithy.....	97
282	Foley-Belsaw Co.....	99	—	Square 1 Electronics.....	96
331	Fotronic.....	106	321	Sun Equipment.....	84
332	Gateway Products.....	97	—	Tab Books.....	37
—	General Device Instruments.....	116	273	Tech Systems.....	81
122	Global Specialties.....	8	—	Technical Serv. & Solutions.....	108
—	Grantham Col. of Engineering.....	12	320	Telulex.....	95
333	Graymark International.....	94	—	Test Equipment Sales.....	108
—	Home Automation.....	111	275	Timeline.....	86
334	Howard Electronics.....	91	—	Transtronics.....	112
—	Howard Electronics.....	116	—	U.S. Cyberlab.....	100
—	IEC.....	98	318	Visitect Inc.....	106
—	Imre Designs.....	113	—	Weeder Technologies.....	73
—	Information Unlimited.....	78	314	White Star Electronics.....	92
126	Interactive Image Technologies CV4	132	—	Windjammer Barefoot Cruises.....	12
—	Intronics.....	100	—	World College.....	57
319	IVEX Design.....	103	—	WPT Publications.....	94

ADVERTISING SALES OFFICES

Gernsback Publications, Inc.
500 BI-County Blvd.
Farmingdale, NY 11735-3931
1-(516) 293-3000
Fax 1-(516) 293-3115

Larry Steckler
publisher (ext. 201)
e-mail advertising@gernsback.com

Adria Coren
vice-president (ext. 208)

Ken Coren
vice-president (ext. 267)

Christina Estrada
assistant to the publisher (ext. 209)

Arlne Fishman
advertising director (ext. 206)

Marie Falcon
advertising assistant (ext. 211)

Adria Coren
credit manager (ext. 208)

For Advertising ONLY

EAST/SOUTHEAST

Stanley Levitan
Eastern Advertising
1 Overlook Ave.
Great Neck, NY 11021-3750
1-516-487-9357
Fax 1-516-487-8402
slevitan26@aol.com

MIDWEST/Texas/Arkansas/Okla.

Ralph Bergen
Midwest Advertising
One Northfield Plaza, Suite 300
Northfield, IL 60093-1214
1-847-559-0555
Fax 1-847-559-0562
bergenrj@aol.com

PACIFIC COAST

Janice Woods
Pacific Advertising
Hutch Looney & Associates, Inc.
6310 San Vicente Blvd., Suite 360
Los Angeles, CA 90048-5426
1-213-931-3444 (ext. 228)
Fax 1-213-931-7309
woodyowl@aol.com

Electronic Shopper

Joe Shere
National Representative
P.O. Box 169
Idyllwild, CA 92549-0169
1-909-659-9743
Fax 1-909-659-2469
Jshere@gernsback.com


Megan Mitchell
National Representative
9072 Lawton Pine Avenue
Las Vegas, NV 89129
Phone/Fax 702-240-0184
Lorri88@aol.com

Customer Service

1-800-999-7139
7:00 AM - 6:00 PM M-F MST

Buyers' Budget Books Better Buys

BP294-A Concise Introduction to Microsoft Works \$6.95. In the shortest and most effective way, you can use the word processor to advantage to type, edit, print and save documents. It goes on to explain how Works can be used to build up simple spreadsheet examples, edit them, save them, print them and retrieve them. It informs you how to create simple macros, and enables you to simplify long repetitive tasks and to customize the program to your own needs.



BP349-Practical Opto-Electronic Projects \$5.95. If you shun opto-electronic projects for lack of knowledge, this is the book for you. A bit of introductory theory comes first and then a number of practical projects which utilize a range of opto devices, from a filament bulb to modern infrared sensors and emitters.

BP350-Electronic Board Games \$6.00. Twenty novel electronic board games that you can build from the plans in this book. Whether you are interested in motor racing, searching for buried treasure on a barren island or for gold in Fort Knox, spinning the wheel of fortune, or doing a musical quiz—there is something for you to build and enjoy!

BP351-WordPerfect 6 Explained \$6.95. This is a practical, hands-on, book and the routines described will help you get the most out of WordPerfect 6. The book explains the hardware requirements for the package and steps you through a standard installation. It guides you through the WordPerfect program environment to enter, edit and enhance text and shows how to get the best from the three different operating modes, depending on the type of PC you are using. The formatting codes, button bars, ribbon, tabs, graphic manipulation and styles will no longer be a mystery.

BP388-Why Not Personalize Your PC? \$6.95. Find out how to: Set up and organize groups of programs and data files, and change the opening logo; use the Control Panel to personalize your working environment; use screen savers and wallpaper files; manage the DOS prompt; and transfer your customization files to a new Windows installation. In DOS, you discover how to: Write batch files and create specialist programs using the debug program, design professional looking menus, and more.

BP367-Electronic Projects for the Garden \$6.95. Electronics enters the Garden! New exciting book points out how gardeners can build simple gadgets to promote success where the elements work against you. Some of the projects are: over/under temperature monitoring, dusk/dawn switching, automatic plant watering, warming cables, etc.

BP368-Practical Electronics Musical Effect Units \$5.95. There is a constant hullabaloo for musical effects projects by the hobbyist community. This book provides practical circuits for several projects that range in complexity and are sure to work. All the circuits are easy to build and use readily-available parts.

BP363-Practical Electronic Music Projects \$5.95. The text contains a goodly number of practical music projects most often requested by musicians. All the projects are relatively low-in-cost to build, and all use standard, readily-available components. The project categories are guitar, general music and MIDI.

100% NEW TITLES LISTED EACH MONTH—CHECK US OUT!

BP385-Easy PC Interfacing \$6.95. The built-in ports in your PC provide an easy and hassle-free way of interfacing your circuits. This book provides useful PC add-on circuits including the following: Digital input/output ports; analog-to-digital and digital-to-analog converters; voltage and current measurement circuits; resistance and capacitance meters, temperature measurement interface, biofeedback monitor, and many other useful interfaces.

BP393-Practical Concise Introduction to UNIX \$5.95. If you are using or intend to use the UNIX multi-user operating system and want to get the most out of your computer system in terms of efficiency and productivity, then you must learn its operating system. The book explains how the UNIX operating system is structured so that you understand what happens when you first approach your computer.

BP396-Electronic Hobbyists Data Book \$5.95. This book provides a wide range of data. If, for example, you require details of a modern five-band resistor code or an old color code for a ceramic capacitor, the formula for parallel resistance, or basic data on an NE5534AN operational amplifier, it is contained within these pages. The subjects covered are numerous and widespread to cover all hobbyist interests.

BP343-A Concise Introduction to Microsoft Works for Windows \$7.95. The book explains and details: How the Works for Windows package fits into the general Microsoft Windows environment; how to use the word processor to advantage; how to use Microsoft Draw to create and edit graphics and place them in your documents; how to build up simple spreadsheet examples; and how single, and multiple charts, or graphs, of different types can be generated. And there's much more!

BP282-Understanding PC Specifications \$7.25. This book explains PC specifications in detail, and the subjects covered include the following: Differences between types of PC (XT, AT, 80386, 80486, Pentium etc.); math co-processors; input devices (keyboards, mice, and digitizers); memory, including both expanded (EMS) and extended RAM; RAM disks and disk caches; floppy disk drive formats and compatibility; hard disk drives; and display adapters (CGA, Hercules, super VGA, etc.).

BP298-Concise Intro to the Macintosh System and Finder \$6.25. Although the Mac's WIMP user interface is designed to be easy to use, much of it only becomes clear when it is explained in simple terms. The book explains: The System and Finder, what they are and what they do; how to use the System and Finder to manipulate disks, files and folders; configuring and printing files from the Finder; getting the most from the system utility programs; and running MultiFinder.

BP301-ANTENNAS FOR VHF AND UHF \$6.00. From installing a TV or FM antenna to setting up a multi-antenna array for shortwave listening or amateur radio, this book explains the essential basics of VHF and UHF antenna operation and installation. In easy-to-understand terms it helps you understand how antennas work, the advantages of different antenna types, and how to get the best performance out of an antenna.

BP316-Practical Electric Design Data \$7.95. A builder's bargain book—a comprehensive ready-reference manual for electronic enthusiasts with over 150 practical circuits. It covers the main kinds of components (from pig-tail leads to surface mount), pin-outs, specs and type selection. Basic units are defined and most used formulae explained. Five additional sections are devoted to circuit design, covering analog, digital, display, radio and power supply circuits.

BP319-Making MS-DOS Work For You \$6.50. This book could help you improve your system set-up and provide you with a simple-to-use, but professional looking, menu system. The routines described will help you understand more of the workings of MS-DOS and help you get the most out of your computer in terms of efficiency, productivity and enjoyment.

BP341-MS-DOS 6 Explained \$7.95. The book covers: How the DOS operating system of your computer is structured so that you can understand what happens when you first switch on your computer; How directories and subdirectories can be employed to structure your hard disk for maximum efficiency; how to use the DOS Shell program, and much, much more.

BP345-Getting Started In Practical Electronics \$5.95. If you are looking into launching an exciting hobby activity, this text provides basic essentials for the builder and 30 easy-to-build fun projects with which every experimenter should toy. Printed-circuit designs are included to give your project the professional touch.

ELECTRONIC TECHNOLOGY TODAY INC.
P.O. BOX 240, Massapequa, NY 11762-0240

Name _____
Address _____
City _____ State _____ Zip _____

NW1

Allow 6-8 weeks for delivery

SHIPPING CHARGES IN USA AND CANADA	
\$0.01 to \$5.00	\$2.00
\$5.01 to \$10.00	\$3.00
\$10.01 to \$20.00	\$4.00
\$20.01 to \$30.00	\$5.00
\$30.01 to \$40.00	\$6.00
\$40.01 to \$50.00	\$7.00
\$50.01 and above	\$8.50

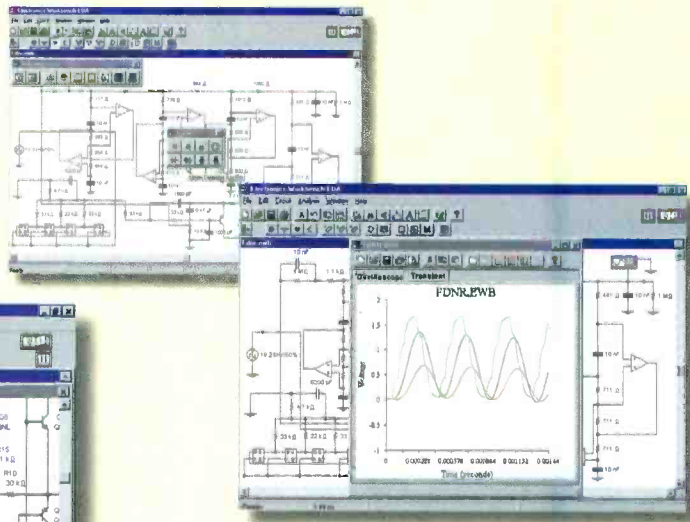
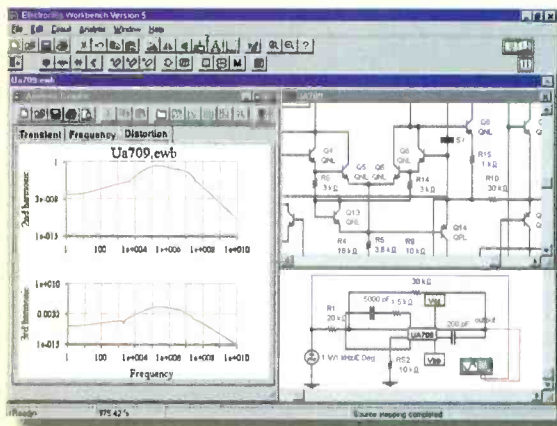
SORRY No orders accepted outside of USA & Canada

Total price of books	\$	No. of Books Ordered <input type="text"/>
Shipping (see chart)	\$	
Subtotal	\$	
Sales Tax (NYS only)	\$	
Amount Enclosed	\$	

All payments must be in U.S. funds!

Better Designs -Faster

\$299



NEW!

Electronics Workbench Version 5 with analog, digital and mixed A/D SPICE simulation, a full suite of analyses and over 4,000 devices. Imports SPICE netlists. Exports to PCB layout programs. Still the standard for power and ease of use. Still the same low price.

Join over 75,000 customers and find out why more engineers and hobbyists buy Electronics Workbench than any other SPICE simulator. You'll be working productively in 20 minutes, and creating better designs faster. We guarantee it!

Check our web site at
<http://www.interactiv.com>
for a free demo

30-DAY MONEY-BACK GUARANTEE
VERSION 5.0 FOR WINDOWS 95/NT/3.1. Upgrades from previous versions \$79.

CALL 800-263-5552



Fax: 416-977-1818 Internet: <http://www.interactiv.com> CompuServe: 71333,3435/BBS: 416-977-3540/E-mail: ewb@interactiv.com
CIRCLE 126 ON FREE INFORMATION CARD

High-End Features

TRUE MIXED ANALOG/DIGITAL	YES
FULLY INTERACTIVE SIMULATION	YES
ANALOG ENGINE	SPICE 3F5, 32-BIT
DIGITAL ENGINE	NATIVE, 32-BIT
TEMPERATURE CONTROL	EACH DEVICE
PRO SCHEMATIC EDITOR	YES
HIERARCHICAL CIRCUITS	YES
VIRTUAL INSTRUMENTS	YES
ON-SCREEN GRAPHS	YES
ANALOG COMPONENTS	OVER 100
DIGITAL COMPONENTS	OVER 200
DEVICE MODELS	OVER 4,000
MONEY-BACK GUARANTEE	30-DAY
TECHNICAL SUPPORT	FREE

Powerful Analyses

DC OPERATING POINT	YES
AC FREQUENCY	YES
TRANSIENT	YES
FOURIER	YES
NOISE	YES
DISTORTION	YES

Electronics Workbench®

VERSION 5

INTERACTIVE IMAGE TECHNOLOGIES LTD., 908 Niagara Falls Boulevard, #068,
North Tonawanda, New York 14120-2060/ Telephone 416-977-5550
TRADEMARKS ARE PROPERTY OF THEIR RESPECTIVE HOLDERS. OFFER IS IN U.S. DOLLARS AND VALID ONLY IN THE
UNITED STATES AND CANADA. ALL ORDERS SUBJECT TO \$15 SHIPPING AND HANDLING CHARGE