

JANUARY 1997

Electronics NOW®

Build the

Solar-Ball Robot

Learn the basics of robotics with this easy-to-build, fun-to-use light-seeker

Build a

Five-Channel Logic Analyzer


Use our \$50 circuit and your computer to troubleshoot your digital designs

Get important data from your PC when you need it with

The Modem Commander

Negative-Voltage Converter

The easy way to get up to -12 volts for your projects or experiments



\$3.99 U.S.
\$4.50 CAN.




#BXNBQWF***** 5-DIGIT 21046
#DHM9515R093 7#460734 0AP89



ROBERT DAHM
9515 RED RAIN PATH
COLUMBIA MD 21046-2073

APR 97
01EN

FLUKE®



Some things come and go.

Others last a lifetime.

Introducing The Fluke Lifetime Limited Warranty For Multimeters.

Some things you buy on a whim. And regret later. But now we have something you'll never regret: genuine Fluke Digital Multimeters, backed by our new lifetime limited warranty.

Every member of our rugged and reliable Fluke 20, 70, and 80 Series DMMs now comes with our new lifetime warranty. That's a lifetime longer than standard warranties on the other bargain-basement meters.

Which is reassuring. As is knowing that you've already purchased the DMM known for its unsurpassed quality, reliability, accuracy, and ruggedness.



Every Fluke multimeter is built in the United States, under a quality system certified to meet ISO 9001 requirements. They're easy to use, with faster response times that give you readings in seconds, and at a glance.

It's no wonder millions of professionals have chosen Fluke DMMs as the only name they trust.

For more information on the DMMs that last a lifetime, call Fluke today at 1-800-44-FLUKE.

Or visit our website at www.fluke.com. It's one move you won't live to regret.

Fluke. Keeping your world up and running.



20 Series

70 Series


80 Series

CONTENTS

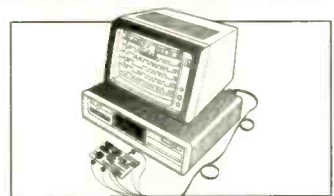
JANUARY 1997

ON THE COVER**29 BUILD THE SOLAR BALL ROBOT**


Down through the ages, Man has been fascinated by devices that mimic animal behavior. In centuries past, clockwork-driven automata were all the rage. Today, industrial robots have become common on the factory floor. Tomorrow might bring us the endearing, self-aware "droids" popularized in movies such as *Star Wars*. While we can't bring you *R2-D2*, at least not this month, we can and will show you an interesting light-seeking robot with an unusual, ball shape. It makes a fun project on its own or a great starting point for further experiments.

— *John Iovine***BUILD THIS****34 NEGATIVE VOLTAGE CONVERTER**

A simple way to get up to -12 volts for your projects and experiments. — *Robert Ziller*

40 FIVE-CHANNEL LOGIC ANALYZER FOR UNDER \$50

Use our circuit and your personal computer to test and troubleshoot your digital projects. — *Wayne Whitworth*

47 MODEM COMMANDER

Use our remote-booting device to make sure that you are never caught without crucial data. — *Raymond C. Buck*

As a service to readers, ELECTRONICS NOW publishes available plans or information relating to newsworthy products, techniques and scientific and technological developments. Because of possible variances in the quality and condition of materials and workmanship used by readers, ELECTRONICS NOW disclaims any responsibility for the safe and proper functioning of reader-built projects based upon or from plans or information published in this magazine.

Since some of the equipment and circuitry in ELECTRONICS NOW may relate to or be covered by U.S. patents, ELECTRONICS NOW disclaims any liability for the infringement of such patents by the making, using, or selling of any such equipment or circuitry, and suggests that anyone interested in such projects consult a patent attorney.

ELECTRONICS NOW, (ISSN 1067-9294) January 1997. Published monthly by Gernsback Publications, Inc., 500 BI-County Boulevard, Farmingdale, NY 11735-3931. Periodicals Postage paid at Farmingdale, NY and additional mailing offices. Canada Post IPM Agreement No. 334103, authorized at Mississauga, Canada. One-year subscription rate U.S.A. and possessions \$19.97, Canada \$27.79 (includes G.S.T. Canadian Goods and Services Tax, Registration No. R125166280), all other countries \$28.97. All subscription orders payable in U.S.A. funds only, via international postal money order or check drawn on a U.S.A. bank. Single copies \$3.50. © 1996 by Gernsback Publications, Inc. All rights reserved. Printed in U.S.A.

POSTMASTER: Please send address changes to ELECTRONICS NOW, Subscription Dept., Box 55115, Boulder, CO 80321-5115.

A stamped self-address envelope must accompany all submitted manuscripts and/or artwork or photographs if their return is desired should they be rejected. We disclaim any responsibility for the loss or damage of manuscripts and/or artwork or photographs while in our possession or otherwise.

TECHNOLOGY

43 AIR TRAFFIC MANAGEMENT MOVES INTO THE 21ST CENTURY

Learn how new technologies will soon make air travel safer, more efficient, and more economical.

— *Bill Siuru*



DEPARTMENTS

16 VIDEO NEWS

What's new in this fast-changing industry. — *David Lachenbruch*

22 EQUIPMENT REPORT

Kurzweil Voice 2.0 voice-recognition software.



59 TECH MUSINGS

Debunking techno-myths, linear-phase digital filters, and more.

— *Don Lancaster*



67 COMPUTER CONNECTIONS

Windows NT 4.0 and the small office. — *Jeff Holtzman*

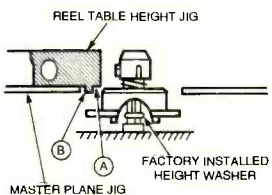
69 SERVICING

VCR tape-transport adjustments.

— *Robert Epperson*

72 AUDIO UPDATE

Solving microphone-splitting problems. — *Franklin J. Miller*



AND MORE

4 EDITORIAL

6 WHAT'S NEWS

12 Q&A

18 LETTERS

24 NEW PRODUCTS

26 NEW LITERATURE

56 1996 ELECTRONICS NOW ANNUAL INDEX

128 ADVERTISING INDEX

128 ADVERTISING SALES OFFICE

Electronics NOW®

Hugo Gernsback (1884-1967) founder

LARRY STECKLER, EHF, CET,
Editor-in-chief and publisher

EDITORIAL DEPARTMENT

CARL LARON, editor
JOSEPH J. SUDA, associate technical editor

JULIAN S. MARTIN, associate editor
TERI SCADUTO, assistant editor
MICHAEL A. COVINGTON, N4TMI
contributing editor

JEFFREY K. HOLTZMAN,
computer editor

LARRY KLEIN, audio editor

DAVID LACHENBRUCH,
contributing editor

DON LANCASTER,
contributing editor

EVELYN ROSE, editorial assistant

ART DEPARTMENT

ANDRE DUZANT, art director
RUSSELL C. TRUELSON, illustrator

PRODUCTION DEPARTMENT

RUBY M. YEE, production director
KATHRYN R. CAMPBELL,
production assistant

KEN COREN,
desktop production director
LISA BAYNON, desktop production

CIRCULATION DEPARTMENT

JACQUELINE P. CHEESEBORO,
circulation director

THERESA LOMBARDO,
circulation assistant

REPRINT DEPARTMENT

MICHELE TORRILLO,
reprint bookstore

Typography by Mates Graphics
Cover design by David Loewy

Electronics Now is indexed in *Applied Science & Technology Index*, and *Readers Guide to Periodical Literature*, *Academic Abstracts*, and *Magazine Article Summaries*.

Microfilm & Microfiche editions are available. Contact reprint bookstore for details.

Advertising Sales Offices listed on page 128.

Electronics Now Executive and Administrative Offices
1-516-293-3000.

Subscriber Customer Service:
1-800-999-7139.


7:00 AM-6:00 PM Monday-Friday MST



Audit Bureau
of Circulations
Member

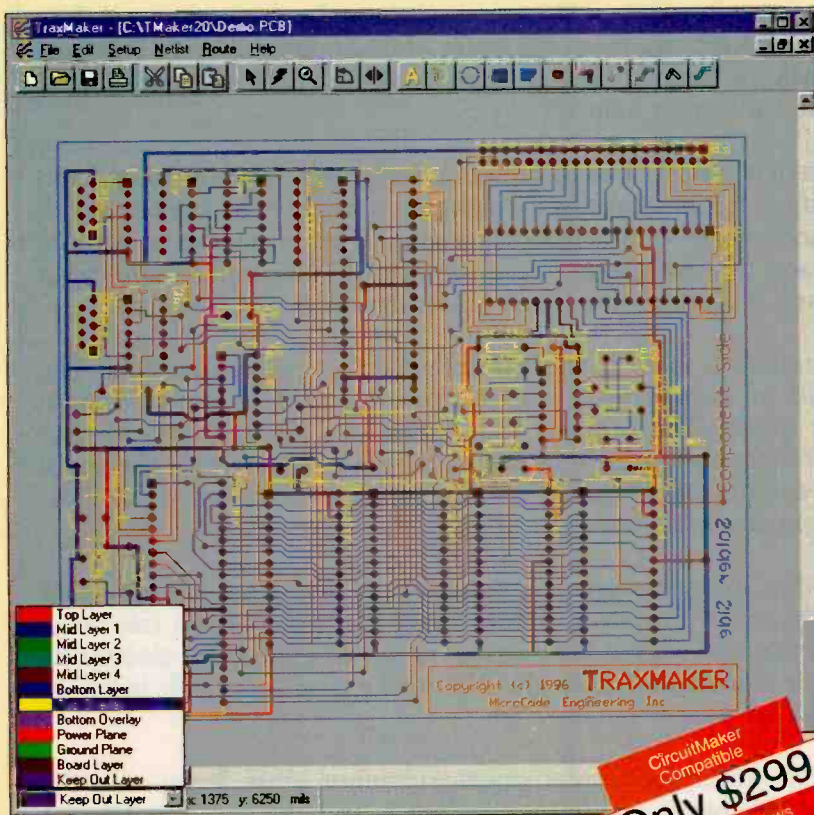
TraxMaker®

A Virtual Environment For
Growing Printed Circuit Boards



"Finally, a low cost, easy to use, professional quality, PCB design tool"

TraxMaker is a Printed Circuit Board (PCB) layout program that supports multiple layers along with full auto placement of components and autorouting of tracks. TraxMaker makes good design practice easy, according to user definable "Design Rules". It has a familiar, easy to learn Windows interface. TraxMaker is a truly cost effective package which is sure to handle your most demanding PCB design tasks. TraxMaker can be used as a standalone product or with compatible schematic capture products. When used in conjunction with CircuitMaker, TraxMaker completes a powerful beginning to end circuit design system.



TraxMaker Features

- Exceptionally easy to learn and operate
- 6 signal layers plus power and ground planes, top and bottom overlays, and solder and paste masks
- Built-in autorouter which provides routing of entire board, individual nets, pad to pad (without net), or interactive (using ratsnest)
- Automatic component placement with user definable placement grid and keep-out areas
- Full support for both through-hole and surface mount components
- Output to any Windows compatible printing device, Gerber files, and Excellon N/C drill file
- Import CircuitMaker, Protel, and Tango netlists
- Orthogonal, curved, and any angle tracks
- Design objects include tracks, pads, vias, arcs, free text, rectangular and polygon fills
- Includes a wide selection of component patterns and new patterns can be quickly and easily created
- Choose either Metric or English units
- Maximum resolution of .001 inches (1 mil)
- Maximum board size of 32 x 32 inches

FREE Functional Demo

Product literature and a free functional TraxMaker demo are available on the Internet at <http://www.microcode.com>, on CompuServe (GO MICROCODE) and on America Online by doing a file search for TraxMaker

**Call Now to Order or
Request Additional Information**

800-419-4242



EARN YOUR B.S. DEGREE IN COMPUTERS OR ELECTRONICS



By Studying at Home

Grantham College of Engineering, now in our 46th year, is highly experienced in "distance education"—teaching by correspondence—through printed materials, computer materials, fax, modem, and phone.

No commuting to class. Study at your own pace, while continuing on your present job. Learn from easy-to-understand but complete and thorough lesson materials, with additional help from our instructors.

Grantham offers three separate distance-education programs, leading to the following accredited degrees:

- (1) The B.S.E.T. with Major Emphasis in Electronics.
- (2) The B.S.E.T. with Major Emphasis in Computers.
- (3) The B.S.C.S. — the Bachelor of Science in Computer Science.

An important part of being prepared to *move up* is holding the right college degree, and the absolutely necessary part is knowing your field. Grantham can help you both ways—to learn more and to earn your degree in the process.

Write or phone for our free catalog. Toll free, 1-800-955-2527, or see mailing address below.

Accredited by
the Accrediting Commission of the
Distance Education and
Training Council

GRANTHAM
College of Engineering
Grantham College Road
Slidell, LA 70460

EDITORIAL

Net Abuse

The Internet is a wonderful place. The Internet is a horrible and evil place. Both of those statements are true; they are also both false.

Actually, the Internet is what you make it and how you use it. Think of it as a tool. Used properly, a tool makes completing a job easier. Used improperly, it makes completing a job harder. And used maliciously, it can turn into a weapon of destruction.

The different faces of the Internet are easy to see. Consider just one facet of the Internet—Usenet newsgroups. In the various sci.electronics newsgroups, there is a cadre of dedicated hobbyists and professionals exchanging ideas and tips freely with each other. It's a great place to turn to for help.

But there is a peril. The information exchanged is unmoderated and unverified. It is not unusual for a request for help to be answered with an inaccurate or impractical suggestion. The respondents in those cases are well-meaning, but misinformed. Generally, subsequent responses will supply the correct information.

Unfortunately, there is another creature that prowls the Net. The one with an ax to grind or who just enjoys spreading rumor, innuendo, or worse. The problem is not that bad on the sci.electronics newsgroups, but can be incredible elsewhere. Add to that the unsolicited and off-topic "spams," and the signal-to-noise ratio can quickly become overwhelming.

Does that make newsgroups unusable? Nothing could be further from the truth. However, it does mean that you have to take most things you read with at least a grain of salt. If you obtain electronics or other information from the Net, make sure you verify it before putting it to use.

As with any tool, you need to practice common sense. It can make the difference between a pleasant experience, and one you'd sooner not talk about.

Carl Laron
Editor

CATALOG SUPERMARKET



American Eagle Publications

American Eagle Publications offers a unique catalog of educational information about computer viruses, computer hacking, security and cryptography that you just won't find anywhere else. The information offered here goes far beyond the vague descriptions offered by most publications, giving you the solid how-to information you need if you want to explore these little-discussed subjects from a technical point of view. **\$2.00**

number 500 in coupon

AMERICAN INNOVATIONS


**SURVEILLANCE
COUNTERSURVEILLANCE
PROTECTION
SECURITY EQUIPMENT**
FOR BUSINESSES, INDIVIDUALS &
LAW ENFORCEMENT AGENCIES

American Innovations Catalog

Featuring: Micro Cameras, Hidden Cameras, Board Cameras, Voice Changers, Scrambling Systems, Tracking Devices, Transmitters, Bomb & Weapons Detection, Drug Detection, Telephone Analyzers, Tape Recorder Detection, Video Detection, Recording Devices, Telephone Recorders, PBX Security, Wireless Video Systems, Night Vision, Bionic Ears, Body Armor, Air Tasers, And Much More...

\$6.00 (includes \$10 discount off 1st order.)

number 501 in coupon



Giant Investigator, Police & Spy Catalog

Are you a secret agent or private investigator? Exotic electronics, nightvision, fiberoptics, ultrasonic and infrared devices, ultraviolet powders, miniature TV cameras and pocket size VCR's, telephone transmitter, laser listeners, SWAT radios, Spy tools, DTMF decoders, Voice Stress Analyzers, body heat detectors, plus books and videos. Hundreds of items! Subscription **\$5.00**.
spyinfo@gnbc.com


number 503 in coupon



Antique Radio Classified

Antique Radio Classified is antique radio's largest-circulation monthly magazine. A typical 100-page monthly issue contains articles and hundreds of classifieds for old radios, TVs, ham equipment, hi-fi, art deco and transistor radios, telegraph, books & more. We also offer price guides and books on repair and restoration and guides for the novice collector. Antique Radio Classified is your link to the world of collecting old radios. Sample: **\$4.00**

number 502 in coupon



Free

Electronics Purchasing Manual

For same day shipping, helpful technical assistance, no minimum orders and broad inventory selection, send for Mouser's newest catalog featuring 68,000+ components from 125+ leading manufacturers including 3M, Amp, NEC, SGS Thomson, Rohm and more. Mouser also provides many specialized services including cross-referencing, same day credit, drop shipments, scheduled orders and guaranteed pricing. **Mouser Electronics**, 958 N. Main St., Mansfield, TX, 76063. Sales (800) 346-6873; Fax (817) 483-0931; <http://www.mouser.com>; E-mail catalog@mouser.com.


number 506 in coupon



Information Unlimited

The catalog of amazing and fascinating electronic and scientific products. Learn how to build a burning, cutting laser, an electronic gun capable of ballistic velocities, particle beams, surveillance devices, force fields, anti-gravity, mind control and hypnotism, ultrasonic, infrasonic shock-waves, telsa coils, lightning generators, free energy, telekinetic enhancers, time quenchers, plasma guns, high power pulsers for rail guns and exploding water, security, personal protection, electronic, magic devices plus etc., etc. **\$2.00 refundable on first order.**

number 505 in coupon



Top Secret Consumertronics

Top Secret Consumertronics features 200+ exciting and controversial Hi-Tech Survival Offers. Includes Computers, Phones, Crime, Security, Survival, Vehicles, Energy, Mind Control, Strange Phenomena, Medical, Financial, much more! Discover how people are making \$\$\$\$ hacking just about everything! How to protect yourself from hi-tech crimes. Since 1971. Shocking! Order today! **\$5.00**

number 504 in coupon

ORDER YOUR CATALOG TODAY!

Circle the numbers of the items you are ordering. Completely fill out the coupon. Enclose your payment, add \$1.50 for service and handling.

- | | | | |
|------------------------------------|----------|-------------------------------------|----------|
| 500 - American Eagle Catalog | - \$2.00 | 504 - Consumertronics Catalog | - \$5.00 |
| 501 - American Innovations Catalog | - \$6.00 | 505 - Information Unlimited Catalog | - \$2.00 |
| 502 - Antique Radio Classified | - \$4.00 | 506 - Mouser Electronics Catalog | - Free |
| 503 - CIAssociates Catalog | - \$5.00 | | |

Payment, please check one Check Money Order

Total for items selected \$ _____ Service and Handling \$1.50 _____ Total Enclosed

Name _____

Street _____

City/State/Zip _____

Mail to: CATALOG DEPARTMENT, P.O. Box 5110, Pittsfield, MA 01203-5110



WHAT'S NEWS

A REVIEW OF THE LATEST HAPPENINGS IN ELECTRONICS

Security Engineering Courses

Open any newspaper and you'll see evidence of intentionally caused tragedies—bombings of office buildings in New York and Oklahoma City, planes blown out of the sky, disgruntled employees shooting up their work sites. Such incidents underscore the need for individuals trained in high-tech security.

Sandia National Laboratories (Albuquerque, NM), New Mexico State University (NMSU) in Las Cruces, and the New Mexico Institute of Mining and Technology (NMIMT) have joined forces to offer the first undergraduate curriculum in the United States to focus on security engineering. The three organizations have formed the Southwest Surety Institute to provide education in security and to conduct security-systems research and development. With an eye toward providing U.S. government and private industry with a pool of ready expertise, the Institute will focus on teaching students the methods and principles of security-systems design and implementation.

"The Institute represents a unique alignment of technology, education, and research and development," said Mary Lynn Garcia of Sandia's Security Systems and Technology Center. "This curriculum will combine elements from different disciplines—safety, engineering, criminal justice—in order to produce individuals who will be able to design security systems to address issues of concern to all of us—workplace violence, terrorism, and theft, for example."

For more than 30 years, Sandia's nuclear security work has focused on anticipating and preventing tragedies caused by human intent. That experience in designing and developing security technologies for the Department of Energy will be applied to the new program. Sandia security experts will lecture on various security technolo-

gies, including sensors, video assessment and display, access delay, and communications.

To electronically bring Sandia's experts into the classrooms and to maximize each other's programs and capabilities, NMSU and NMIMT will use distance learning technology, already in place at both schools. As of the 1996 fall term, NMSU had linked its criminal-justice and engineering-technology programs to provide an academic minor in security technology. The university plans to establish an undergraduate degree in security technology in the future.

"The field of private and public security is a growing one," said George Alexander, head of NMSU's Engineering Technology Department. "People are concerned about terrorism, industrial security, and being able to safeguard people and information. Students going through this program will be credible additions to this line of work."

Sandia's long-term goal is to develop an advanced degree program in surety—the field of making something safe, secure, and reliable—at interested universities across the country.

Fire-Fighting Home-Robot Contest

Trinity College in Hartford, Connecticut is sponsoring its annual Fire-Fighting Home-Robot contest, to be held on its campus on April 20, 1997. As the largest public robotics competition held in the U.S. and open to entrants of any age and experience level, the event draws people from all over the U.S., Canada, and Europe. Besides the competition, the event includes a robotics seminar, a robotics exposition, and a movie with a robotics theme.

The goal of the contest is to build a robot that can find and extinguish a fire in a house. The challenge is to build a computerized (not radio-controlled)

robotic device that can move through a model of a single floor of a house, detect the flame of a lit candle, and then extinguish it. Robots that can accomplish the task in the shortest amount of time win the contest.

The weekend-long event will culminate months of work on the part of robotics enthusiasts of all ages. Last year's contest drew interest from people in all 50 states and 19 countries, with participants ranging from elementary-school students to college professors and engineers.


There are two divisions: a Junior division for those in high school and younger, and a Senior division for everyone else. There will be a \$1000 prize awarded to the top winner, and additional prizes to other winners.

To receive a copy of the updated rules for the 1997 contest, please send \$3 (checks or money orders payable to Trinity College) to the attention of Jake Mendelsohn, 190 Mohegan Drive, West Hartford, CT 06117, or download the information from the contest home page at http://www.shakti.trin-coll.edu/~jhough/fire_robot/comp.html.

Next-Generation TV Sets

Move over, cathode ray tubes. Make way for what some are predicting will be the next wave in TV—large-screen plasma-display sets. Plasma-display technology, which also has applications in computer monitors and multimedia-presentation equipment, will allow the manufacture of television sets that are thin enough to hang on a wall. Even big-screen sets will be just a few inches wide.

Two major Japanese manufacturers have announced their intention to market plasma-display-panel (PDP) sets in Japan. As we go to press, NEC was scheduled to begin mass producing a 33-inch set with a 4:3 aspect ratio and to start construction on a manufacturing facility dedicated to plasma sets. The



This digital scope is a major breakthrough no matter how you measure it.



It's never been easier to pick up a Tektronix digital scope. Just \$995 will get you the 60 MHz TDS 210, while \$1695 will get you its 100 MHz big brother, the TDS 220. Both come loaded with dozens of great features like triggering and automatic setup. They'll even

store or recall your measurements at the push of a button. Yet despite all that, the actual scopes are as diminutive as their price tags. Making them easy to pick up in more ways than one. For more information, please contact your Tektronix distributor or call 1-800-479-4490, Action Code 318. Or, visit us at www.tek.com.



plant is due to be completed next fall and be fully operational by April of 1998. No prices have been announced. At about the same time, Fujitsu will start production of a 42-inch plasma display set, with plans to build 10,000 units per month, and 100,000 sets by the year 2000. At its introduction, the 42-inch model is expected to cost the equivalent of \$9300 U.S., although that figure should drop by about 50% once full production begins.

Fujitsu hopes to begin selling plasma-display sets in the United States in the next year or so, priced between \$6000 and \$8000, and to hit the \$3000 price tag within three years. Industry insiders expect plasma-display technology to boost the television sales market, which has been relatively flat in recent years.

Motorola Web Site and CD-ROM

Motorola's Customer Specified Integrated Circuits (CSIC) Microcontroller Division has announced the release of a CD-ROM and a Web site to support its new 68HC08 family of microcontrollers as well as the well-established 68HC05 family. The CD-ROM contains 50 new documents on the 68HC08 family, along with hypertext-linked reference manuals, technical manuals, and general-release specifications. Downloadable assembler and simulator software is available on both the CD-ROM and the CSIC Web site.

The most recent software versions can be found on the Web site, located at <http://design-net.com/csic>. Visitors can obtain frequently updated overviews of Motorola products, markets, and development tools, as well as the company's latest news and media releases. The Web site offers access to online microcontroller and development tool-selector guides, as well as data sheets and application notes. Also included are upgrades to development-tool software, free applications and development software, on-line technical support, and information about third-party development tools.

You can obtain the UNIX-, Macintosh, or Windows-compatible CD-ROM (CDCSIC2/D) free of charge by calling 1-800-765-7795, extension 858, or by faxing 512-891-3236.

Superconductivity Helps Magnetic Separators

By applying their expertise in superconductivity to magnetic separators, researchers at Los Alamos National Laboratories (Los Alamos, NM) believe they have taken the first step toward more cost-effective papermaking, high-volume water-purification systems, and powerful portable separator units that could clean up contaminated soil on site. The work is part of a cooperative research and development agreement between Los Alamos and Eriez Magnetics (Erie, PA). The superconducting magnet—one of the most powerful high-temperature superconducting magnets ever—was developed and built by American Superconductor Corp (Westborough, MA). The magnet is made of the superconducting ceramic bismuth-strontium-calcium-copper-oxide, known as BSCCO.

At the biennial Applied Superconductivity Conference in Pittsburgh, Mark Daugherty of Los Alamos' Superconductivity Technology Center explained, "Since large superconducting magnets can produce much greater magnetic fields than conventional magnets, you can move a much larger volume of material through the separator at a much faster rate and still achieve the same degree of separation. In addition, cooling systems for high-temperature superconductors are simple enough that you could actually transport a large magnetic separator to the site where it is needed. This research paves the way toward more rugged, portable magnetic separators."

Los Alamos researchers were responsible for integrating the magnet and current leads (also made by American Superconductor) with the cooling environment, or cryogenics, of the system. Los Alamos-patented heat pipes were crucial to the research. Heat pipes are tubes that contain a liquid, in this case, nitrogen. As heat travels in to the pipe, the liquid nitrogen vaporizes, rises in the pipe, cools, and condenses, thus removing heat from the system. With no moving parts, the heat pipe is very reliable, and it can regulate temperatures to within a desired range.

The superconducting magnet must be cooled to about minus 400-degrees F to work. Because the electrical current leads and wiring that bring power to the magnet are at room temperature or

higher, the current leads—which bridge the gap between hot and cold environments—must be cooled to ensure that the magnet's temperature isn't increased through contact. The heat pipes prevent most of the heat leakage from reaching the superconducting magnet.


"So far in the laboratory we've been able to get a magnetic field of two tesla out of the magnet at around minus 400-degrees F," said Daugherty. "That's a significant field." (The earth's magnetic field is less than one ten-thousandth of a tesla.) For magnetic-separation applications, a high magnetic field means that more material can be passed through the separator faster, while still achieving maximum separation of materials.

In addition to removing impurities from kaolin clay, a substance used to coat high-quality paper, magnetic separation could be used to remove strongly and weakly magnetic materials from gases and liquids. Therefore, smaller and more powerful portable separators show great promise for cleaning up contaminated soils and liquids throughout the Department of Energy defense complex. A number of DOE sites are contaminated with radioactive actinide components, which are slightly magnetic.

In terms of water purification, Daugherty said, "Since viruses and bacteria can be made to cling to iron compounds, it's possible to add ferrous materials to water, run the water through a separator, and get rid of the metal and biological contaminants."

Los Alamos researchers have built a bench-top high-temperature superconducting separator for demonstrations. About the size of an old-fashioned ice-cream maker, it houses a cylindrical superconducting magnet that is about six inches in diameter and six inches tall. The magnet in a full-size clay separator would be 8 to 12 feet in diameter and about 20 inches thick.

EN



With NRI training in Computer Programming, you can...

Name Your Price!*

**Bonus
Internet
Training!**

If you think computer programming is hot today, just look at the forecast for tomorrow — and for many years to come! The Bureau of Labor Statistics estimates that by 2005, computer-related employment will jump by an estimated 60% nationwide for trained programmers — with as many as 400,000 NEW jobs opening up!

Now, with NRI training, you can get the in-demand skills you need to build a top-paying career — or business of your own — in this high-growth, high-opportunity field!

***Those with up-to-the-minute skills can almost name their price.**

— *The Washington Post*, June 4, 1996

In as little as a year, you can become the highly skilled computer programmer today's companies seek — and see your NRI training literally pay off! In fact, according to the *Washington Post*, annual starting salaries range from \$32,000 all the way up to \$47,000 in some cities for those with expertise in today's hottest programming languages!

Master today's hottest languages!

NRI's step-by-step lessons and hands-on programming projects help you first master the design concepts used every day by successful PC programmers. Then, with the support of your experienced NRI instructor, you quickly move on to learn how to design, code, run, debug, and document programs in three of today's hottest languages — BASIC, C, and Visual Basic — plus you learn to generate fully functioning Windows 95 programs. And you do it all using the powerful Pentium® computer system included in your course.

To make it even easier to progress through your course, NRI's 24-hour TeleGrading line allows you to get instant feedback on your lesson exams, and our new OnLine Connection lets you send e-mail messages to your instructor, download supplemental information, and more!



Train with a 133 MHz Pentium® processor-based multimedia PC, featuring...

- 8 meg RAM ■ 1 gigabyte hard drive ■ Super VGA color monitor ■ 8X CD-ROM drive with sound card ■ 28,800 baud fax/modem ■ Visual Basic ■ Power C ■ Windows 95
- Netscape Navigator™ Web browser ■ And more!

Now, with NRI's new PC Options Plan, you can keep up with late-breaking advances in technology by upgrading your computer system at special student rates. You'll get all the details shortly before your computer is scheduled for shipment. It's NRI's state-of-the-art guarantee!

Learn to tap the power of the Internet

Now your course includes bonus training in PC Communications and the Internet. Using the Netscape Navigator™ Web browser we provide, you can effortlessly move from one site to another as you explore the vast resources of the Internet and World Wide Web.

Send today for your FREE catalog

If the coupon is missing, write to us at the NRI School of Programming, 4401 Connecticut Ave., NW Washington, DC 20008. Or...

CALL 1-800-321-4634, Ext. 2123

You may even contact us through our World Wide Web Home Page at: <http://www.mhccc.com>

SEND TODAY FOR FREE NRI CATALOG!

NRI Schools 4401 Connecticut Avenue, NW, Washington, DC 20008

✓ Check one FREE career catalog only

- COMPUTER PROGRAMMING
- Networking with Windows NT
- Visual Programming in C++
- Microcomputer Servicing
- Desktop Publishing with PageMaker
- Bookkeeping and Accounting

- Multimedia Programming
- Mastering Microsoft Office
- Webmaster

OR GET YOUR DEGREE

- New! AAS in Accounting
- New! AAS Degree in Business Management

Name _____ (please print) _____ Age _____

Address _____

City/State/Zip _____

A Division of The McGraw-Hill Companies



Accredited Member, Distance Education and Training Council

4530-0197

Q & A

READERS' QUESTIONS, EDITORS' ANSWERS

Five Minutes Of Power

Q To make timers for my kinetic sculptures, I have been using 2N4891 UJTs but can no longer find them. Can you recommend a substitute UJT or a different circuit? The timer is powered by 120-volts AC and must be small and lightweight (no transformer). The sculpture, with lights and motors, plugs into the timer, which supplies power for 1 to 5 minutes at the touch of a button.—I. A., Highland Park, IL

of the same type will trigger at slightly different voltages.

Figure 1 shows a timer you can try; it covers zero to five minutes, or a little more, by measuring the time needed to charge C3 through R1, which is adjustable. To switch the AC power to the load, it uses a Triac (a solid-state AC switch) instead of a relay.

The hardest part of the circuit design was the transformerless power supply. We simulated it with Electronics

Imitation Heartbeat

Q I made a cradle 20 years ago that calms the baby with the sound of the mother's heartbeat. To produce the sound, I used a cassette player. Now I'm modernizing it. Can I produce the heartbeat sound with an IC?—H. S. M., Mashhad, Iran

A Figure 2 shows a circuit that makes a reasonably authentic heartbeat sound with just a few components. For best

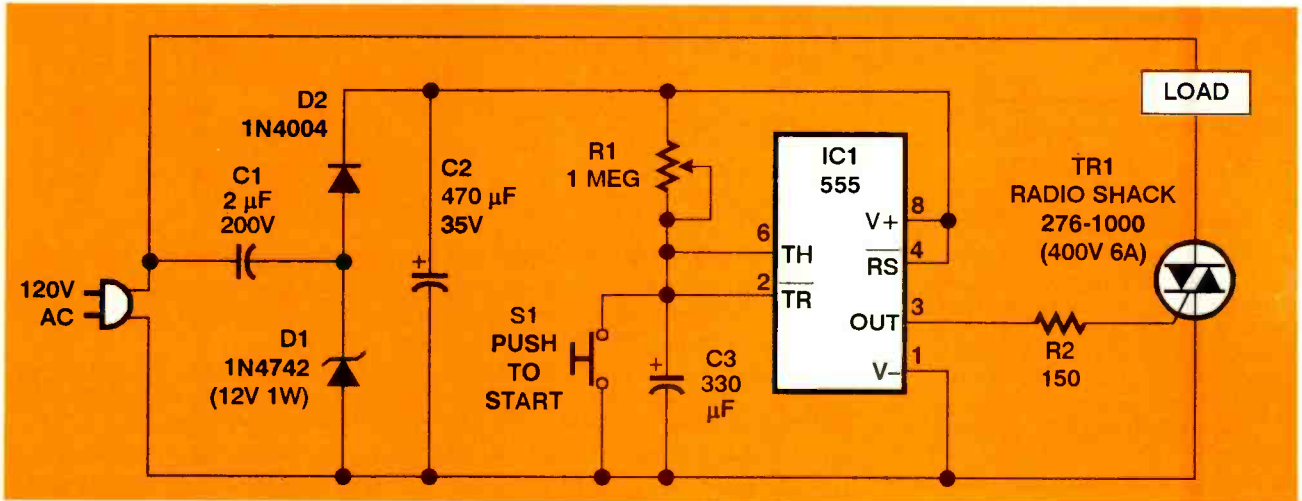


FIG. 1—THIS 555-BASED CIRCUIT will power a load for up to 5 minutes depending on the setting of R1. Note the transformerless power supply made up of C1, C2, D1, and D2.

A If you still want to use UJTs (unijunction transistors), the ECG6409 and NTE6409 are currently available substitutes for the 2N4891. But the main reason you no longer see UJTs is that ICs such as the 555 do a much better job at the same tasks.

A unijunction transistor is a trigger device—that is, it “turns on” suddenly when a voltage reaches a particular level. The 555 timer does the same thing, but with a difference: Instead of tripping at a fixed voltage, it trips at exactly 2/3 of the supply voltage, whatever that may be. As a result, timers built with the 555 are not very sensitive to supply variations. Also, all 555s are alike, whereas different UJTs

Workbench before breadboarding, to reduce the risk of mishaps with dangerously high voltages and currents.

In the power supply, the capacitive reactance of C1 limits the current without generating heat. You must use a metal-film capacitor for C1, not an electrolytic; you can use two 1- μ F capacitors in parallel or one 2.2- μ F unit. Be sure to observe the voltage rating—use a capacitor rated for at least 200, and preferably 600 volts. Zener diode D1 limits the voltage, and D2 and C2 are the rectifier and filter.

With a smaller value of C3, this circuit would make a good, cheap enlarging timer for photographers.

results, use an 8-ohm speaker that's at least 4 inches in diameter in order to get good bass response. The capacitors and resistors at the output shape the waveform so that the sound is “thump-thump” rather than “click-click.”

You may have to experiment with component values to get the sound that you want. If the volume is too low, reduce or eliminate the second 47-ohm resistor.

Making Printed Circuits

Q I've suffered through the messy, tedious process of copying a printed-circuit board design onto a board free-hand with a resist

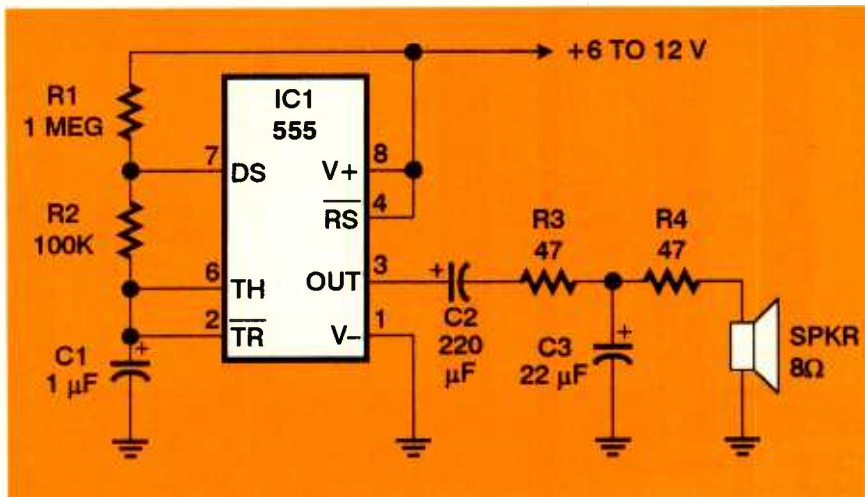


FIG. 2—THIS OSCILLATOR CIRCUIT imitates the sound of a heartbeat. Use a 4-inch or larger speaker to get good bass response.

pen and then etching the board in a liquid that dissolves the copper where it is not coated with ink. Is there an easier way?—M. M., Denver, CO

A If you have a big enough budget, you can get a machine that grinds away the copper under computer control, so that you don't have to handle etching chemicals. Those machines aren't quite in the hobbyist price range yet, though.

But at least you can avoid the free-hand drawing. One way to do this is to make a photographic negative and then contact-print it onto photosensitive resist. Unfortunately, that involves even more chemicals than the process you want to get away from.

The other way is to transfer the image from a laser printer or copy machine. Those images are made of toner, which consists of tiny particles of black plastic that are attached to the paper by melting them. You can melt the toner again and transfer it to another surface.

The catch is that plain paper isn't suitable because it doesn't give up its toner easily enough. Glossy inkjet-printer paper works better, but we have had best results with "PnP Blue" plastic sheets available from All Electronics Corporation (P.O. Box 567, Van Nuys, CA 91408, Tel: 818-904-0524). Here's how it's done:

(1) Create a mirror-imagined version of the PC board pattern. With a copy machine, you can do that by copying it onto clear plastic, then flipping the plastic over and copying it again. With a scanner and laser printer, scan the image in and flip it in your graphics program.

(2) Print the mirror-imagined pattern

onto the matte side of the PnP Blue sheet. To save materials, don't use a full sheet; a quarter sheet will feed fine in most laser printers. If the image is small, print several copies side by side to avoid wasting space.

(3) Clean the copper surface of the unetched board very carefully, give it a final rinse with alcohol, and don't let fingers or other objects touch it.

(4) Heat the board to about 200° F with a clothes iron. Keep careful notes on how you do that so you can refine your technique; different irons and different kinds of toner require different settings. The printer darkness may also require adjustment.

(5) Lay the printed side of the PnP Blue sheet down on the hot copper surface and immediately press it into place with a rubber roller. Let it cool and carefully peel up the PnP Blue; the toner will stay on the copper.

(6) Etch the board. The toner serves as resist and can be cleaned off afterward with a steel-wool pad (the usual resist solvents don't work).

Microprocessor Questions

Q I'm having trouble understanding some microprocessors. I know some of them can be programmed, and some of them have RAM and ROM built in. How do you program microprocessors? Can you refer me to a book that has general information on how they work?—D. S., Gary, IN

A Let's back up a moment and define some terms. Every computer, large or small, has the basic parts shown in

Figure 3. As you know, RAM (random-access memory) is where the computer holds the program and data that it's working on, and ROM (read-only memory) contains code that tells the computer what to do when power is first applied, before anything else has been read in. The computing itself is done by the CPU (central processing unit), which spends its time fetching instructions from memory and executing them, one by one. All the parts of the computer communicate through the bus, which is a set of wires or printed-circuit traces running in parallel.

A microprocessor is a CPU that fits on a single IC. Examples include the Intel Pentium in present-day PCs, the 8088 in the original IBM PC, and the Z80 in earlier personal computers. A microprocessor needs external RAM and ROM in order to work.

A microcontroller is a single IC that contains not only a CPU, but also some RAM, ROM, a clock generator (so that all you add is the crystal) and possibly some input-output devices. It's designed to function as a tiny computer, controlling other kinds of equipment, such as microwave ovens, automobile engines, VCRs, or clock radios. Usually the microcontroller CPU is not especially fast or sophisticated; the emphasis is on making it cheap, not powerful. The important thing is that a complete, running computer fits on one chip and costs only a few dollars.

To program a microcontroller, you use a cross-assembler or cross-compiler—that is, you run an assembler or compiler on your PC which generates code for the microcontroller. Then you store the code in the microcontroller's PROM area. Methods of doing that differ from chip to chip. For example, the Intel 87C51 can be programmed in most EPROM programmers, but its close relative the Philips 87C750 requires a special programming circuit. At the other end of the spectrum, Philips' new 87C576 can be programmed by hooking it up to your PC's serial port and downloading the code.

To learn more, start with the chapter on microprocessors in Horowitz and Hill's *The Art of Electronics* (published by Cambridge University Press). Then move on to books about the specific type of microcontroller you've chosen to work with. It may save time in the long run if you learn assembly language on your PC, where it's easy to experiment,

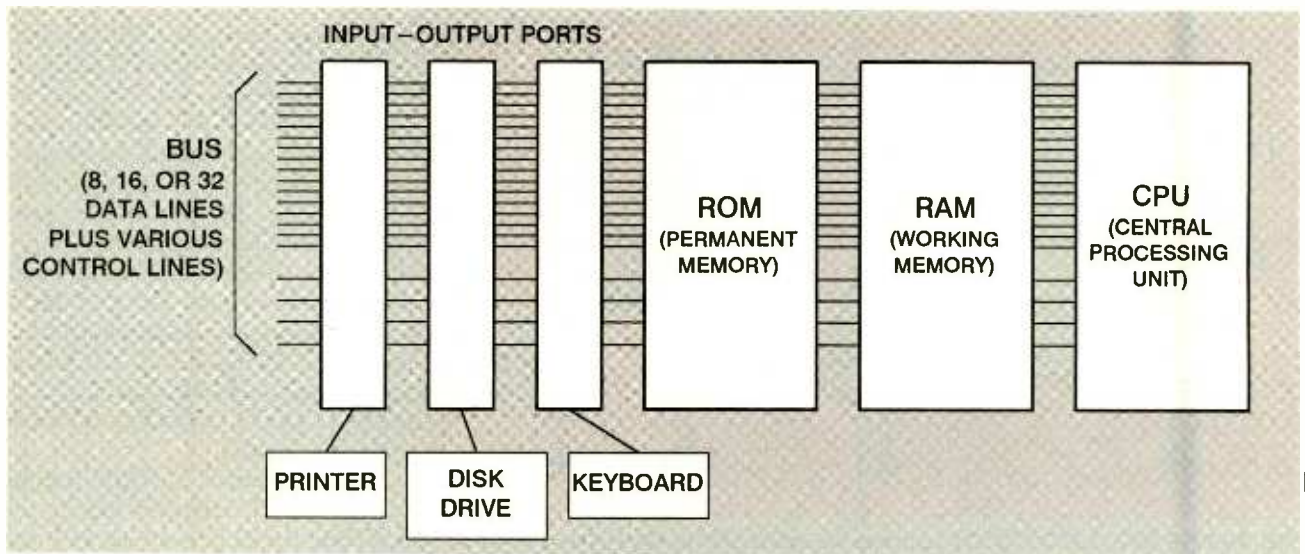


FIG. 3—A COMPUTER IS MADE UP of these basic parts. A microcontroller has the CPU, RAM, ROM, and possibly some I/O devices all on one integrated circuit.

before tackling the assembly language of a more specialized processor.

Signaling By Radio

Q The project I'm working on requires a simple radio transmitter and receiver capable of activating a relay with a range of about 30 feet. Can you help me with wiring diagrams of both or possibly a book referral?—E. J. H., Pomona, CA

A Getting good performance from a wireless communication system while staying within FCC regulations can be tricky. Fortunately, good transmitters and receivers are available as ready-made modules that you can embed into other projects.

For example, Holtek makes transmitters and receivers for 1200-baud serial data that operate in the 310-MHz license-free band and cost under \$12 each. They also make other interesting products, including a transmitter that can be hung on a keychain. Holtek products and data books are available from Digi-Key (P.O. Box 677, Thief River Falls, MN 56701-0677, Tel: 800-344-4539).

Another line of modular transmitters, made by Ming, is available from Marlin P. Jones (P.O. Box 12685, Lake Park, FL 33403, Tel: 407-848-8236).

Acoustic Cancellation

14 Q I need to cancel a horrendous level of road noise at our residence. My theory is to pick

up the offending traffic sounds with a microphone, then invert the signal while staying in phase and then amplify the result to the required level and output it to a speaker. I remember that one or more of the big three auto manufacturers were exhibiting such a device as an alternative to conventional vehicle mufflers a couple of years ago, but now I can't find any more information. Any assistance you might offer is greatly appreciated.—J. D., Durango, CO.

A The idea here is to eliminate a sound wave by emitting a second sound wave that vibrates the air in exactly the opposite way. Together, the two sound waves should add up to zero.

You can invert a sound wave by swapping the two wires that go to the speaker, but that, by itself, won't do the job of canceling noise. The reason is that the waves from your speaker don't originate in the same place as the waves you're trying to cancel. As a result, at any particular location they will not be traveling in the same direction, nor will they have been traveling the same length of time. Although the two waves might match up and cancel at one particular point, they will be mismatched everywhere else.

Acoustic noise cancellation works reasonably well in small enclosed spaces, especially inside headphones, and maybe even inside cars. It apparently won't work in a house or large room with noise coming in from several directions. For further information see "Hardware Hacker" in our June, 1995, issue, and "Letters," November, 1995.

By the way, the traffic noise is probably getting inside your house through or around the windows. Check that the caulking is intact and consider adding storm windows. A hedge of thick shrubbery may also help.

TV Signal Level Meter

Q When I work on a distribution system with multiple TV-set hookups, having a portable signal-level meter available would sure help things along. Can I build a meter using tuners salvaged from a solid-state color receiver?—E. E., Lehighton, PA

A Yes, probably, but it would be better to use a whole TV set. Get a small, cheap portable TV and tap into the AGC voltage that is fed into the tuner. You could add a digital panel meter to display the AGC voltage or a pair of pin jacks where you can plug in your voltmeter. The AGC voltage will tell you the relative signal strength. By using a complete TV, you'll be able to see what you're measuring.

Writing to Q&A

We welcome your questions. The most interesting ones are answered in print. Please be sure to include plenty of background information (we'll shorten your letter for publication). If you are asking about a circuit, please include a complete diagram. We regret that we cannot give personal replies. **EN**

Studies show that jobs for computer service technicians will be up by 38% in the next 10 years!

Prepare for today's opportunities in computer service with NRI's flexible, state-of-the-art training

As an NRI student, you're in charge. You decide when and where to study. You set your own pace. You even build a computer system that suits your needs and budget. Only NRI training gives you the control you want, the expertise you need!



You prepare for A+ Certification with one-on-one instruction and NRI's CD-ROM tutorial

Throughout your course, your work is reviewed and evaluated by your experienced instructor. So even though you're studying at home, you're never alone. You can reach your instructor by mail, phone, fax, or modem.

That's right! With NRI's exclusive Online Connection you can chat with your instructor, attend online seminars, get the answers to

frequently asked questions, download supplemental materials, find out about changes in technology, and more.

As the culmination of your training, you receive NRI's interactive CD-ROM with tutorials related to the A+ Certification exam. In no time at all, you'll have the skills, experience, and confidence you need to sit for the A+ exam and take advantage of the booming opportunities in computer service. Just think — everyone with a computer is a potential client!



YOU GET EVERYTHING YOU NEED FOR SUCCESS

- **PENTIUM® 166 PC** Features 16 meg RAM, 256K cache memory, and 1.6 gigabyte hard drive for exceptional data storage capacity and data access speed
- **SUPER VGA COLOR MONITOR** Plus 1 meg video memory
- **EXCITING MULTIMEDIA PERIPHERALS** 8X CD-ROM drive, 16-bit sound card, and stereo speakers
- **FAX/MODEM** 28,800 baud for fast communications, plus Netscape Navigator™ Web browser and ten free hours of America Online
- **DIAGNOSTIC PACKAGE** The portable ForeFront Troubleshooter™ software and CD-ROM for quick detection of system and multimedia failures
- **NRI DISCOVERY LAB** Complete breadboarding system to design and modify circuits, diagnose and repair faults
- **DIGITAL MULTIMETER** Professional, hand-held test instrument for quick and easy measurements
- **WINDOWS 95** Today's popular, time-saving operating system
- **CD-ROM TUTORIAL** Easy prep for A+ Certification!

With a combination of step-by-step lessons and hands-on training projects, NRI builds your skills and confidence quickly. You begin with an exploration of electronics and move on to such cutting-edge subjects as virus protection, multimedia troubleshooting, PC communications, Local Area Networks, and more.

Best of all, you get the top-notch computer and diagnostics you need to put theory into practice — and start earning while you learn!

You train with and keep the exact computer you want

Understanding that technology changes rapidly, NRI has just created its unique PC Options Plan. When you're due to receive your Pentium® processor-based system, you're given options based on future developments in technology. You may choose the Pentium® 166 system described here or purchase selected upgrades at special student rates. It's our state-of-the-art guarantee!

No matter what PC features you prefer, you'll get the software and diagnostics respected throughout the industry: Windows 95, Netscape Navigator™, and the self-booting ForeFront Troubleshooter™ diagnostic package. No school gives you more!

FREE CATALOG!
1-800-321-4634, Ext. 2124
 Visit our Home Page at
<http://www.mhceoc.com>

SEND TODAY FOR FREE NRI CATALOG!

NRI Schools

4401 Connecticut Avenue, NW, Washington, DC 20008

✓ **Check one FREE catalog only. High school diploma or GED recommended for all courses, required for degree programs.**

OR GET YOUR DEGREE!

- AAS Degree in Accounting
- AAS Degree in Business Management

MICROCOMPUTER SERVICING

- Computer Programming
- TV/Video/Audio Servicing
- Desktop Publishing with PageMaker
- PC Applications Specialist
- Networking with Windows NT
- Bookkeeping and Accounting

- Visual Programming in C++
- Mastering Microsoft Office
- Webmaster

Name _____ (please print) Age _____

Address _____

City _____ State _____ Zip _____

A Division of The McGraw-Hill Companies

Accredited Member, Distance Education and Training Council

0003-0197



VIDEO NEWS

WHAT'S NEW IN THE FAST-CHANGING VIDEO INDUSTRY

BY DAVID LACHENBRUCH

Plasma vs. Plasmatron

Large-screen flat-panel TVs are now on the market—in Japan, that is. Priced at \$8000 and up, they're not exactly an impulse purchase. Fujitsu, NEC, and several other manufacturers are now offering TV sets with plasma display panels (PDPs) with 42-inch diagonal displays. The sets are about five inches deep and can be hung on the wall. Plasma displays are gas-discharge tubes; they operate somewhat like fluorescent-light tubes, with the gas actually creating the colored light within the tube.

On the other hand, Sony's Plasmatron technically is a plasma-addressed liquid crystal (PALC) display, based on development work by Tektronix in the United States. It was first shown by Sony in June 1995 and put on the market in Japan last October. The PALC tube makes use of the gas discharge as an on-off switch, triggering individual pixels in an externally lighted liquid-crystal display. Sony's Plasmatron has a horizontal plasma channel for each scanning line in the TV picture. Each line is activated instantaneously, and remains illuminated until refreshed, eliminating flicker. Sony says that the system is simple and economical for large displays.

Sony's first Plasmatron has a 25-inch picture, is just over five inches deep, and costs about \$8000, available by "special order." Obviously, Sony is aiming at displays larger than that, and its 25-incher is only an interim product. Because the LCD is a key component in the PALC display, Sony has united with the major producer in LCDs—Sharp—and the two companies have signed an agreement to develop PALC displays with wide viewing angles and pictures as large as 50 inches. The first samples of PALC displays in the 40-inch range are scheduled for next fall, with production quantities targeted for 1998.

Meanwhile, in a separate but related development, Sharp announced that it has made what it calls the "world's



THE RCA GENIUS THEATER HOME-ENTERTAINMENT CONCEPT combines a large-screen TV with the power of a computer, allowing a whole family to surf the 'Net together in the comfort of their living room.

largest color TFT LCD." The 40-inch panel was made in a trial run by seamlessly joining two 29-inch panels with SVGA resolution. Sharp says that it is the forerunner of even larger LCD panels, based on its seamless technology, and predicts that the panels will be used in multimedia computer monitors and high-definition TV.

Surfing the Box

Although the jury is still out, TV and computer manufacturers are rushing to add big-screen TVs with Web-browsing and e-mail capabilities to their product lines. As reported here (*Electronics Now*, November 1996), both Sony and Philips (the latter via its Magnavox brand) have introduced set-top boxes containing proprietary circuitry developed by WebTV Networks. Both boxes are now

on the market at suggested list prices of \$349 and \$329, respectively. WebTV Network service, priced at \$19.95 monthly, is required to operate them.

Toshiba was among the first to offer Web-browsing TVs via its "TIMM" (Toshiba Interactive Multimedia Monitor) series, while RCA is working with Compaq on a 36-inch "Genius Home Theater" combining high-end television with computing capabilities. Zenith and Samsung have licensed Web-browsing TV capability developed by Diba, and Zenith's sets are now on the market here. Hitachi, JVC, Mitsubishi, Sanyo, and Sharp all have announced that they'll have Internet TVs. Among computer manufacturers, Gateway 2000 and NetTV are offering large-screen TVs combined with computers, priced at \$3000 and up. Sega is offering a combination Web browser and video-game attachment for the family TV.

The breakneck rush to bring the Web into the living room is surprising when you consider that nobody really knows whether people want to surf the net from their easy chairs with the family looking on. Philips says that it's bringing the Internet to the 60% of American families who don't own or want computers. Of course, the corollary to that statement could well be that they don't want the Internet, either. Then there are problems with legibility of many 'Net pages when viewed from across the room on TVs.

An additional unfathomed question is whether the consumer will be willing to pay the freight to add the Internet to the TV. The \$300 to \$400 being sought for black-box attachments is more than the cost of many TVs themselves.

And the cost of the box could be only the beginning of the investment in TV Web-browsing and e-mail. Most of the proposed systems so far use an on-screen "keyboard," operated laboriously through the set's wireless remote control. That is inadequate for any serious attempt at originating e-mail—which generally requires the addition of a keyboard, at extra cost.

Desensitizing Camcorders

The camcorder you buy today with "one-lux light sensitivity" might turn out to have only four or five lux in the future. That is because there finally is a U.S. standard for measuring the usable light sensitivity of camcorders.


For years, manufacturers have advertised sensitivity of camcorders in "lux," without ever specifying exactly what is measured. The lux is a standard measurement of illuminance units—the metric analogy to the foot-candle—actually lumens per square meter (one lux = 9.29×10^{-2} foot-candles).

However, in the past, there has been no standard way of measuring usable brightness because sensitivity is not meaningful if the picture washes out or the color disappears. The figures selected individually by manufacturers could best be described as arbitrary. Now, the Consumer Electronics Manufacturers Association (CEMA), a sector of the Electronics Industry Association (EIA), has developed a standard method of measuring for camcorder light sensitivity—one that takes into consideration

luminance level, black level, signal-to-noise ratio, chroma level, and resolution. The measurement system was approved by camcorder manufacturers in CEMA and as a national standard by ANSI.

Nevertheless, few manufacturers are using the new standard. The problem is that camcorders that once claimed sensitivity as low as one lux are now measuring as high as five to six lux. In the competitive consumer-electronics industry, manufacturers have been shying away from that apparent disadvantage—at least until everybody else adopts the new system. However, Thomson Consumer Electronics, which markets RCA- and GE-brand camcorders, is using the new measurements on all its newly introduced models and Panasonic promises to do the same thing. But other brands hadn't yet made any kind of commitment at our press time.

When you shop for a camcorder, it's easy to tell whether its light sensitivity has been measured by the old arbitrary method or the new standard. Measurements made under the new standard are identified as "measured by EIA method." EN



The Most
**AN IMPORTANT PART
 OF YOUR PHOTOCOPIER
 ISN'T PART OF
 YOUR PHOTOCOPIER**

Having a machine may not permit you to photocopy books, journals, newsletters and magazines. The Copyright Clearance Center CAN. Contact us to find out how you too can COPY RIGHT!SM

COPYRIGHT CLEARANCE CENTER

222 Rosewood Drive, Danvers, MA 01923 □ Tel. (508) 744-3350 □ Fax (508) 741-2318

© 1993 Copyright Clearance Center

HAMEG
Instruments

High-Tech for low Budgets

150MHz
ANALOG

Made in Germany

HM1505



2 Probes Included 3 Year Warranty

- 2 x DC to 150 MHz; 1mV - 20V/div.
- Autoset
- Dual Time Base
- Delay-Line
- Triggering: DC to 200MHz, (<0.5div.)
- Remote Control via RS-232 built-in Interface
- Readout and Cursor
- Save/Recall (10 setups)
- 14kV-CRT

Call now: Toll-free (800) 247-1241 \$ 1480.00

HAMEG Inc.	266 East Meadow Ave. East Meadow, NY11554	1939 Plaza Real Oceanside, CA 92056
	(516) 794-4080	
	(516) 794-1855	
		(619) 630-4080
		(619) 630-6507

January 1997 Electronics Now

17

CIRCLE 131 ON FREE INFORMATION CARD

LETTERS

SEND YOUR COMMENTS TO THE EDITORS OF ELECTRONICS NOW MAGAZINE

Hobby Spectrum Analyzer Shortcut

I'm writing in reference to Part II of my article, "Build a Hobby Spectrum Analyzer" (*Electronics Now*, October 1996). I'd like to suggest that Figure 9, the RF assembly drawing which appears on page 59, can be used as an actual size drilling template by enlarging it 170% on a standard photocopy machine.

Since photocopiers are not precision instruments, measure your enlargement to make sure it fits the board specifications, *i.e.*, 1 $\frac{3}{4}$ -inches wide by 5.0-inches long. If it is off, adjust the magnification as needed. The enlarged drawing, when cut out and overlaid on the blank double-sided circuit board material, can be used to center punch all the holes indicated, and locate all the parts shown. That should be a great aid to the assembly process. In fact, while it was not documented in my article, the original was done using just such a "full-size" layout drawing.

BOB KOPSKI

Another Face

Thank you for your mention of Visual Designer from Intelligent Instrumentation in the article, "A Visit to Virtual Instrumentation" (*Electronics Now*, October 1996). As a point of interest, Fig. 1 here shows an application screen that could be created using the block diagram shown in the article's sidebar on page 37 ("The Many Faces of Virtual Instrumentation").

BOB WINKLER,
PRODUCT MANAGER
Intelligent Instrumentation

Laser Experimenting Slip-Ups

I was reading Carl Bergquist's laser light column in the October issue of *Electronics Now* when I found a circuit that will solve a problem I have. I began to look it over to see what I needed and

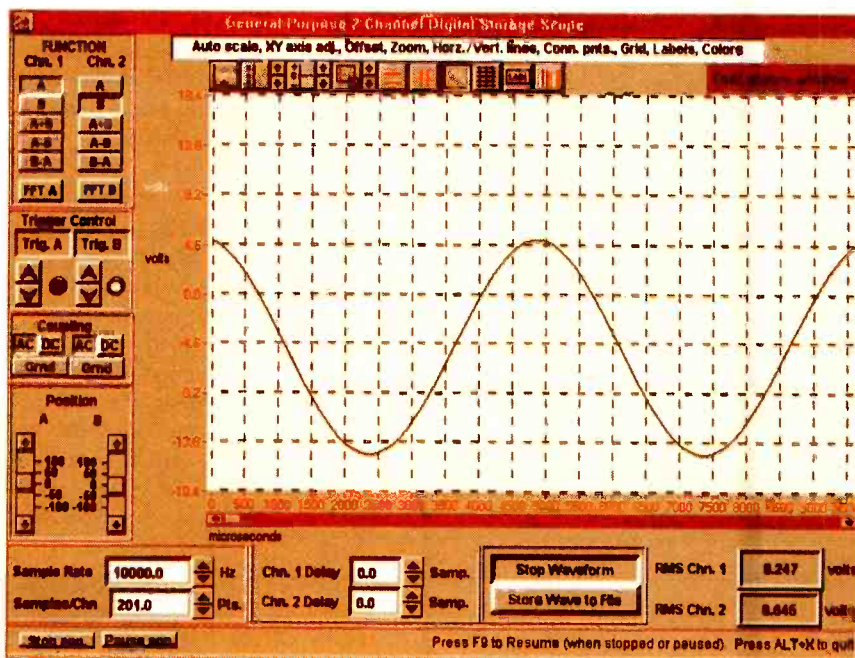


FIG. 1

came to the conclusion that it would not work as presented.

The first error that I saw is the statement that "Q1 to Q4 act as amplifiers for the digital drivers to keep the display at full illumination." If you refer to the diagram in Figure 5, then Q2 to Q5 are switching transistors that strobe or turn on the back plane of each digit in turn. If the display is too dim, the only way to brighten it would be to reduce the value of the 220-ohm resistors (R1 to R7), but you would have to be careful not to increase the current too much.

Write To:
Letters,
Electronics Now Magazine,
500 Bi-County Blvd.,
Farmingdale, NY 11735

Due to the volume of mail we receive, not all letters can be answered personally. All letters are subject to editing for clarity and length.

The next error concerns VCC. I believe that in Fig. 5, a dot should be placed at the junction of the line from pin 16 of the IC to the collector of Q1, and the line from +V to the collector of Q6. That would put supply voltage on pin 16 (VCC) of the IC where it belongs, and on the collector of the clock pulse transistor.

The third error concerns Q6. I would think that the author meant to use a light sensitive transistor, not drill a hole in the case of a 2N3904.

If I am right in my assumptions, I do not know how you missed those errors. You people are usually pretty good at proof-checking your articles.

KEN OWEN
Instrumentation Technician
Freelton, Ontario, Canada

You are correct on all of the above points. We were undergoing some staffing changes, and this got by us in the process. We apologize for any inconvenience that has been caused.—Editor

EN

GET HERE.

FREE
One Year Subscription
of *Electronics Now*
When You Enroll in Any
CIE or World College
Program!

LEARN A SKILL YOU ENJOY... ...THEN FIND A JOB THAT HAS A FUTURE.

Everyone has to start somewhere.

As 150,000 CIE graduates have discovered, independent-study from

The Cleveland Institute of Electronics can get you where you want to be. In a secure, financially rewarding, exciting career field of your choice.



Industrial Robotics

Since 1934, CIE has been on the forefront of an ever expanding technological revolution.

ment. CIE's curriculum is unique from other independent-study schools in the respect that we not only provide hands-on training utilizing today's technology we also instill the knowledge and understanding of why technology works the way it does. This is the foundation upon which every CIE graduate can trace their success back to and in which CIE's reputation as a quality learning facility is based on.



Project Engineer

Independent study is not for everyone. But, if you have the desire, the basic intellect and the motivation to succeed, CIE can make it happen. Our learning program is patented and each lesson is designed for independent study while our instructors are available to assist you whenever you feel you need help. In fact, CIE's curriculum is so well respected many Fortune 1000 companies utilize it for their own employees.



Telecommunications

CIE offers personalized training to match your background with over ten career courses, an Associate Degree Program and a Bachelor Degree Program through our affiliation with World College. And every CIE graduate got started in a

START HERE...



Electronics

Back then it was radio and TV, today it's computer technology, programming and the electronics that make it all possible. Today and yesterday's similarities are

uncanny... Employers are looking for qualified applicants to hire and having a hard time finding them.

Students at CIE receive the training and the education needed to get hired and to succeed in challenging fields such as computer programming, robotics, broadcast engineering, and information systems manage-

YES! Please send me more information on:

- CIE's Associate Degree Program
- CIE's Computer Programming Course
- CIE's 12 Career Courses
- World College's Bachelor Degree Program

AE94

Name _____

Address _____

City _____

State _____ Zip _____

Phone: _____

Check for G.I. Bill Details

Active Duty

Veteran

successful career the same way you can...by sending for your free CIE course catalog and judging for yourself if CIE's for you.



Computer Programming

CIE

*It's More Than Just Training...
...It's an Education.*

1776 East 17th Street
Cleveland, OH 44114
(216) 781-9400 • 1-800-243-6446



EQUIPMENT REPORTS

VOICE-RECOGNITION SOFTWARE FROM KURZWEIL APPLIED INTELLIGENCE

Tell your computer what to do with Kurzweil Voice 2.0 voice-recognition software for your PC.

CIRCLE 15 ON FREE INFORMATION CARD



Star Trek fans are sure to remember the movie, *Star Trek: The Voyage Home*. In it, the crew of the Enterprise traveled back to the late 20th Century on yet another mission to save "mankind." Much of the charm and humor of that film centered on the crew's difficulty in adjusting to the culture and technology of the times.

One of the film's funnier moments occurred when Chief Engineer Montgomery Scott, better known as "Scotty," went to a computer to demonstrate a principle to a 20th Century scientist. Sitting in front of the screen, he simply addressed the machine, saying "computer" as he always had. When directed to use the keyboard instead, he cracked his knuckles and replied, "Keyboard, how quaint."

Well, thanks to a new software product, *Kurzweil Voice 2.0*, we might not have to wait until the 23rd Century to relegate the keyboard to the local antique shop. Kurzweil Voice 2.0 (Kurzweil Applied Intelligence, Inc., 411 Waverley Oaks Road, Waltham, MA 02154, Tel: 800-380-1234) is voice-recognition software on a large scale for a PC. It lets you navigate and dictate through Windows and many popular Windows programs. While it's best suited for a Pentium running Windows 95, you can run it on a 486 DX4/75 or faster. The software turns someone who can't type into someone who can, and at a very reasonable speed. Fast typists can still beat out the software, though.

Be aware that Kurzweil Voice is a resource hog—in addition to recommending a Pentium, the program requires 35MB of disk space and 16MB of RAM for a 30,000-word vocabulary, or 24MB of RAM for a 60,000-word vocabulary. (Actually Kurzweil Voice needs 8 or 16 MB of memory for itself, and then you need the extra 8 MB to run Windows.) To give the benefit of the doubt to Kurzweil Voice, we tested the software on a Pentium 200 with 24 MB of RAM and Sound Blaster sound.

Supposedly the program will work with only one of two microphones. One, the Telex Nomad, is included with Kurzweil Voice. The Telex Nomad is a comfortable, adjustable, combination earpiece and microphone that's hands-free and easy to use.

Using your voice is the easiest way to communicate, so it makes sense to use it with your computer. You can forget about typing, and never worry about spelling with voice-dictation software. This new release works with virtually all Windows-compatible sound cards, and its continuous digit recognizer lets you input numbers, which is nice for spreadsheets. There is one drawback: the software isn't cheap. It costs \$695 for new customers, or \$295 to upgrade from an earlier version.

Using Kurzweil

Once you install the software, you can put on the headset and begin talking. However, it's best if you first train

the program to recognize your particular speech. Kurzweil Voice starts an enrollment session for a new user with a volume check on background noise and voice level. Then you pronounce hundreds of simple words and a series of numbers in a process that takes about half an hour. The software gets better and better at recognizing what you say after that, learning more and more as you go. It gets noticeably better even while writing—or speaking—a single document or article.

To use Kurzweil Voice with an application, you first run Kurzweil, then the application. Or, once running, you can even tell Kurzweil to launch the application. The microphone is toggled on and off in any of three ways: by pressing Ctrl and Alt on the keyboard, by clicking on the microphone button, or by saying "Stop listening." The last command doesn't really turn off the software; it just stops responding to your speech until you say "Listen to me." It then returns to voice control. You can also press Ctrl and Alt on the keyboard or click on the microphone button to turn it back on.

There are basically two dictation styles. You give system commands using continuous dictation, saying commands without pauses between words. You say things as one word, like "Filemenu," "Saveas," and so on. To dictate text you add a sharp pause between each word, saying them as if you were reading printed words separated by periods. You only need about a one-sixth-second pause between words. With a fast computer you can dictate as fast as you can speak, as long as you pronounce each word clearly and produce the pause between each.

Kurzweil voice displays your words in a small window as you speak. If it gets a word wrong, or if you say something unintended, you simply say "Correct That" or "Delete That" as necessary. It offers a list of numbered suggestions for words it doesn't understand, and you select words from the list by saying

"Take 2" to accept the second choice, "Take 3" for the third, and so on. If the program doesn't suggest the proper word, you can type it in yourself. The software then stores the sounds that correspond to words you've taught it.

Punctuation marks are spoken in by saying "period," "comma," and so forth. You can dictate numbers quickly, including a decimal point, by saying, for example, three point one four one seven. Individual letters are entered in a special mode by saying Alpha, Bravo, Charlie, etc. The program does recognize common letter combinations and acronyms, such as AC, DC, SCSI, and so on.

Commands can also simulate keys that let you move around in an application. The Enter key, arrow keys, page up and down, and others all work as they always do. "Open Word" will start Word and open a new document.

It is only fair to point out that the software is not fool-proof. Sometimes it responds when you don't want it to, say if you cough. And anything could happen depending on what word it thinks your cough was. Sometimes the microphone picks up keyboard clicks when you're filling something in manually and it will insert characters on its own.

While it takes some getting used to, Kurzweil Voice 2.0 is a product of the future that's here today. If you do a lot of typing and aren't very good at it, then you will definitely appreciate this software. Anyone who can talk, can now type, and with great accuracy and speed. All you need is money—\$695 for the software and a couple grand for a powerful Pentium.

EN



Wavetek. The Way Value Is Measured.

For the best values in digital multimeters everyone is turning to the Wavetek XT Series. Each of these full-function DMMs measures voltage, current, resistance, and also a set of additional electrical or electronic properties you work with every day. Inductance. Capacitance. Frequency.

Temperature. There is an XT Series DMM right for you.

With oversized character displays, these DMMs are as easy to read as they are to use. All have fully-fused current inputs and input warning beepers to protect you and the meter. Each comes with safety test

leads and are approved to IEC1010-1 safety standards.

Our commitment to reliability and high-quality is backed by the industry's only "No Hassle" warranty program. If your XT Series meter requires your local dealer replaces it immediately. Call today for full details and the names of your local Wavetek distributors. You'll find that when it comes to Wavetek performance and price, nothing else measures up.



27XT
A unique combination of DMM and component checking in a single meter.

- Inductance
- Capacitance
- Logic
- Frequency

Accessories include current clamps, RF & HV probes, temperature converters, holsters, boots and carrying cases.

23XT
Electronic and electrical test functions for general duty and HVAC/R.

- VAC Safety Tester™
- Temperature
- Capacitance
- Logic

25XT
A full C-meter in a DMM, and more! Ideal for AV, cell-phone & numerous manufacturing, component inspection.

- Full Capacitance 0.1pF to 20µF
- Capacitance Zeroing & Test Slots

28XT
A thermometer + DMM for HVAC/R, building or plant maintenance.

- Temperature
- Capacitance
- Frequency
- Max-Hold

85XT
A precision True-RMS reading DMM, ideal for equipment like UPS's.

- 4 1/2 digit Accuracy
- True-RMS
- Frequency
- Duty Cycle

LCR55
Full-function LCR, extra test features for a component checker.

- Inductance
- Capacitance
- Resistance
- Transistor
- Dual Diode



Wavetek Corporation
9145 Balboa Avenue, San Diego, CA 92123
(800) 854 2708



CIRCLE 98 ON FREE INFORMATION CARD



NEW PRODUCTS

USE THE FREE INFORMATION CARD FOR FAST RESPONSE

Advanced Logic Probe

HEWLETT-PACKARD'S HP *LOGIC-DART* advanced logic probe is designed to give engineers a head start on troubleshooting fine-pitch digital circuitry. More than a standard logic probe, the LogicDart incorporates a 100 MSa/s timing analyzer, a logic monitor, a DC voltmeter, and a continuity tester. It provides data to the user audibly, with different beeper tones for high and low conditions, and visually, with graphic timing displays and blinking LEDs.

Fast and easy to use, the probe has a particularly sharp point and thin profile to make working with today's small topologies easier and more precise. It has the ability to detect high, low, and tri-state conditions.

For analyzing signal timing, the LogicDart has three separate input channels. It can display all three simultaneously with up to 10-ns resolution and can store up to 10 2048-sample waveforms. Each channel has independent

triggering, and all three channels can be set up for edge, pattern, and edge/pattern-combination triggering. The logic probe also has pan and zoom capabilities that allow the engineer to use cursors on the graphical display to make precise delta-time measurements.

With 3.5-digit resolution, the DC voltage measurement function allows the user to verify voltage buses, look for loading problems, and check logic thresholds. The continuity-measurement function allows users to verify that connections on the circuit board match the original schematic design, even before power is applied to the circuit.

The battery-operated LogicDart includes an AC adapter for bench operation. The probe is preset for TTL, ECL, and CMOS, but it also can handle custom logic functions. Hard copies of measurement and screen results can be printed via an infrared link to a thermal printer. Help screens and other on-screen information are available in five languages.

The HP LogicDart (HP E2310A), complete with a full set of probes, a carrying case, a user manual, batteries, and AC adapter, costs \$695. The HP 82240B thermal printer costs \$135.

HEWLETT-PACKARD COMPANY

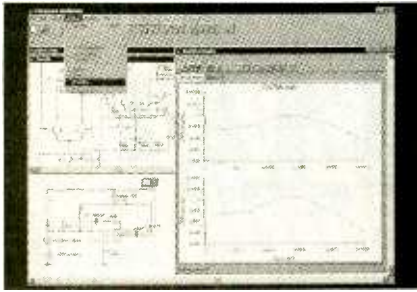
Direct Market Organization
P.O. Box 58059, MS51L-SJ
Santa Clara, CA 95051-8059
Tel: 1-800-452-4844 ext. 1893
Web site: <http://www.tmo.hp.com>



CIRCLE 20 ON FREE INFORMATION CARD

Electronics Workbench Version 5.0

Version 5.0 of Interactive Image Technologies' *Electronics Workbench* Spice-based simulation tool offers more functionality and speed than the Version 4.1 Engineer's Pack product. The latest version provides a powerful simulation engine that is more than ten times faster than previous versions, and also provides six analyses that allow users to investi-



CIRCLE 21 ON FREE INFORMATION CARD

gate more comprehensively the behavior of their circuits. The software offers more than 1000 analog components with over 4000 device models and over 200 digital components and ICs.

The distortion analysis feature calculates the magnitude of the harmonic components, allowing the user to observe the AC spectral distortion at any point in the circuit. Fourier analysis calculates the spectral components of the transient response, including magnitude and phase. That produces useful data for analyzing networks and other frequency-dependent systems. Four other analyses—transient, AC sweep, DC operating point, and noise analysis—provide similar benefits.

Electronics Workbench 5.0 also features click-and-drag schematic editing and scrollable waveforms and autoscaling graphs. It allows export to standard PCB-layout packages and the import and export of standard Spice netlists.

Electronics Workbench 5.0 for Windows 95/NT/3.1 and (as of first quarter 1997) Macintosh costs \$299. Users of Version 4.1 can receive an upgrade to Version 5.0 for \$79. Users requiring 4000 additional models and eight additional analyses including Monte Carlo can upgrade to Electronics Workbench EDA for \$399.


INTERACTIVE IMAGE TECHNOLOGIES LTD.

111 Peter Street, Suite 801
 Toronto, Ontario
 Canada M5V 2H1
 Tel: 1-800-263-5552 or 416-977-5550
 Fax: 416-977-1818
 Web site: <http://www.interactive.com>.

Subminiature Control Computer

Micromint's *PicStic* is an industrially-oriented controller on a 14-pin SIP and an enhanced pin-compatible replacement for the Parallax BASIC stamp. Including options, the *PicStic* features digital inputs and outputs, analog inputs,

real-time monitoring, power input regulation, and serial communications in a 0.85-square-inch module.



CIRCLE 22 ON FREE INFORMATION CARD

PicStics use a reprogrammable PIC16C84 processor and a choice of languages. They can be programmed in compiled BASIC, C, or directly in PIC assembly language. Using the Micromint PBASIC compiler, *PicStics* are 100% compatible with Stamp I software, have twice the available program space, and execute programs at least 15 times faster for the same crystal speed.

Three varieties of *PicStics* are available. *PicStic1* is a straight one-for-one faster replacement for the Stamp I, with two extra I/O lines. *PicStic2* has all the features of *PicStic1* plus a battery-backed, real-time clock/calendar that keeps time in terms of year, month, date, day of week, hour, minute, and second. *PicStic3* has all the features of *PicStic1* plus a two-channel, 12-bit ADC. The compilers contain library routines for serial communication up to 9600 bps, reading the ADC and real-time clock, and dealing with the extra I/O lines.

The single-quantity prices of *PicStic* is \$29; *PicStic2* and *PicStic3* cost \$39 each in single quantities. A development system that consists of either a PC-compatible PBASIC or a C compiler, and a *PicStic* programmer is \$149.

MICROMINT INC.

4 Park Street
 Vernon, CT 06066
 Tel: 860-871-6170
 Fax: 860-872-2204
 Web site: <http://www.micromint.com>

TV Internet Access

Aimed at consumers who want Internet access without investing in a home computer and families who want to experience the Internet from their living rooms, Philips Consumer Electronics Company calls its Magnavox *WebTV* "Internet for the rest of us." The set-top

WebTV box, with a subscription to the *WebTV* Network online service, makes Net access as simple as connecting the unit to the family TV and a standard phone line and then pushing one button on the remote control. Users can surf the Net for online shopping or travel information as easily as they change television channels.



CIRCLE 23 ON FREE INFORMATION CARD

WebTV's built-in parental control feature allows parents to limit access to Web pages they deem inappropriate for children. A "Kids" icon, connection to interactive "field trips," reference resources, and other youth-oriented features make it fun and easy for children to use the Internet for learning and for fun activities.

WebTV features a 33.6-Kbps V.34 modem with patent-pending "Lineshare" technology, which allows incoming calls while *WebTV* is used on a phone line equipped with call waiting, and prevents *WebTV* activation when an extension phone is in use. *TVLens* image-enhancing technology eliminates interlace flicker without blurring, while perceptually enhancing image detail. *PhosphoRam* on-the-fly image-decompression technology minimizes memory consumption. *WebTV* offers CD-quality sound, a universal remote control with "One Thumb Browsing," and a PC-compatible keyboard port.

WebTV Browser software is compatible with HTTP, MIME, HTML 3.0, and virtually all Netscape Navigator 3.0 and Microsoft Internet Explorer 3.0 extensions. The *WebTV* user interface features an on-screen options bar to make common functions easily accessible. A Guided Tour and Help system are built in, and automatic URL completion makes entry simple.

The Magnavox *WebTV* set-top box costs \$329.

PHILIPS CONSUMER ELECTRONICS COMPANY

One Philips Drive
 Knoxville, TN 37914-1810
 Tel: 423-521-4316
 Web site: <http://www.Magnavox.com>




NEW LITERATURE

USE THE FREE INFORMATION CARD FOR FAST RESPONSE

Modern CMOS Circuits Manual

by R.M. Marston
Butterworth-Heinemann
225 Wildwood Avenue, Unit B
P. O. Box 4500
Woburn, MA 01801
Tel: 617-928-2500
\$28.95



CIRCLE 337 ON FREE INFORMATION CARD

Written by frequent **Electronics Now** contributor Ray Marston, this illustrated guidebook is a good starting point for anyone interested in electronics, from hobbyists to design engineers. It examines the operating principles and practical applications of


modern medium-speed and fast CMOS digital ICs. The informative, "how-to" text is accompanied by 470 carefully selected circuits, diagrams, graphs and tables. The book contains detailed descriptions of more than 120 CMOS ICs and their applications.

Each chapter begins with an explanation of the basic principles of the subject, followed by the presentation of circuits and useful data. The first chapter covers digital IC basics, CMOS and TTL principles, the various CMOS sub-families, and the rules of basic CMOS usage. Chapter 2 provides an introduction to CMOS fundamentals via the 4007UB IC, which can be used in both digital and linear applications. Chapter 3 deals with modern logic circuitry, while Chapter 4 describes CMOS bilateral switches and data selectors. The next seven chapters progress through waveform generator circuitry, clocked flip-flop and counter circuits, special counter/dividers, data latches, registers, comparators, code converters, and specialized ICs such as multiplexers

and decoders. The final chapter presents a miscellaneous collection of useful CMOS circuits.

McGraw-Hill Circuit Encyclopedia & Troubleshooting Guide, Volume 3

by John D. Lenk
McGraw-Hill, Inc.
11 West 19th Street
New York, NY 10011
Tel: 1-800-2-MCGRAW
\$59.50 hardcover
\$36.95 paperback



CIRCLE 338 ON FREE INFORMATION CARD

during circuit failure.

The book strives to make every aspect of working with circuits easier for engineers, technicians, students, and hobbyists. It describes in full detail actual circuits with proven component values. The circuits can be used immediately without alteration, or integrated into user systems. The book shows how circuit values can be selected to meet the design's specific frequency range, power output, bandwidth, and other parameters. It also provides expert advice on amplifiers, power supplies, special analog circuits, micropower circuits, digital-system support, converters, switching regulators, interface circuits, signal conditioning, timers, oscillators and generators, and Norton amplifiers. Also featured are substitution and cross-reference tables, circuit sources with full mailing addresses, and more than 750 detailed illustrations and schematic drawings.

This comprehensive book contains hundreds of pre-designed, commonly-used circuits, organized by function. It also presents specific testing strategies and troubleshooting approaches for locating problems

RF/IF Designer's Guide DG-96/97

from Mini-Circuits
P.O. Box 7128
Branson, MO 65615
Tel: 1-800-654-7949
Fax: 417-335-5945
E-mail: lb@mimicircuits.com
Free




CIRCLE 339 ON FREE INFORMATION CARD

More than 1000 Mini-Circuits IF, RF, and microwave signal-processing components are completely specified and described in this 180-page catalog. The large number of available models is provided so that the design engineer can select a model that closely fits the application requirement. Product categories include frequency mixers, power splitters/combiners, amplifiers, phase detectors, attenuators, switches, transformers, directional couplers, filters, phase modulators, and directional controlled oscillators. Specifications for each model include a photo, complete electrical specifications, a schematic diagram, pin connections (for PC-board models) or connector markings.

Designing 3D Graphics: How to Create Real-Time 3D Models for Games and Virtual Reality

by Josh White
John Wiley & Sons, Inc.
605 Third Avenue
New York, NY 10158-0012
Tel: 1-800-225-5945
Web site: <http://www.wiley.com>
\$39.95 including CD-ROM

This guide to creating cool three-dimensional graphics contains every-




CIRCLE 340 ON FREE INFORMATION CARD

thing you need to know to create sophisticated, real-time 3D graphics for computer games and virtual reality. Full of design tips, animation techniques, and step-by-step instructions for the most popular drawing tools, the book teaches you how to design 3D artwork that's optimized for real time, create realistic 3D objects that render at a high frame rate, and master industry-standard tools such as 3D Studio and Photoshop. The book shows you how to create graphics for different platforms, including PC, Macintosh, Sony Playstation, Nintendo, Sega, and others.

The accompanying CD-ROM contains a collection of 3D objects and textures that you can put to use immediately. In addition, it features a sample of each 3D model that appears in the images in the book, along with ready-to-use textured modes.

A Technical Introduction to Digital Video

by Charles A. Poynton
John Wiley & Sons, Inc.
 605 Third Avenue
 New York, NY 10158-0012
 Tel: 1-800-225-5945
 Web site: <http://www.wiley.com>
\$42.95



CIRCLE 341 ON FREE INFORMATION CARD

With today's computers and communications systems, it's easy to acquire, process, transmit, and display photographic-quality still color pictures. Yet the goals of smooth motion

and accurate color reproduction have been elusive. The digital video technologies needed to achieve those two important goals were inaccessible even to technical professionals—until recently.

This book is an approachable and definitive guide to the principles, algorithms, standards, and techniques of dig-

ital video. Addressing digital video from the perspective of computing and communications, it provides the information needed to understand the processes involved in video encoding and decoding, as well as the correct matrix coefficients.


Computer-system designers, engineers, programmers, and technicians can use the book to help them learn how to apply digital video to computer systems. Television professionals will learn how to apply digital video systems, equipment, and techniques to the emerging area of multimedia. **EN**

Where would Hansel and Gretel be without a forest?

Only You Can Prevent Forest Fires.

USA Land Service and your State Forester.

ELECTRONIC COMPONENTS



Call for your **FREE 332 page catalog TODAY!**

- 68,138 Products
- 128 Manufacturers
- All Orders Ship Same Day
- No Minimum Order

800-992-9943 FAX: 817-483-0931
<http://www.mouser.com> sales@mouser.com

958 North Main St., Mansfield, TX 76063

CIRCLE 117 ON FREE INFORMATION CARD



PC Compatible

- Model 506 with built-in RS-232C optically isolated interface.
- Windows and DOS software allows data to be displayed analyzed and stored.



DMM

- True RMS AC Voltage and Current measurements.
- Dual backlit display for AC Voltage, Frequency and Temperature; and Relative Mode.
- Inductance, Capacitance and Decibel measurements.
- 10 memory locations, Min/Max/Avg mode for storing highest, lowest and average measurement value.

That has

- Temperature (°C and °F), Diode test and Continuity
- Buzzer plus Time and Stop Watch.
- Data hold, Auto power off, Logic probe and Signal output.
- Handheld, 20A input with warning beeper, overload protection on all ranges, test probes and RS-232 cable.

it All.
\$209⁹⁵



Free MS-DOS & Windows Systems



154 Veterans Drive, Northvale, NJ 07647
 Tel: (201)767-7242 Fax: (201) 784-0611

CIRCLE 129 ON FREE INFORMATION CARD

RETAILERS THAT SELL OUR MAGAZINE MONTHLY

Alaska

Frigid North Co.
1207 W. 36th Avenue
Anchorage, AK 99503

Arizona

Dalis Electronics
2829 E. McDowell Road
Phoenix, AZ 85008

California

California Electronics
221 N. Johnson Ave.
El Cajon, CA 90202

Ford Electronics
8431 Commonwealth Avenue
Buena Park, CA 90621

All Electronics
14928 Oxnard Street
Van Nuys, CA 91411

Gateway Electronics of CA
9222 Chesapeake Drive
San Diego, CA 92123

Mac's Electronics
191 South "E" Street
San Bernardino, CA 92401

Electronics Warehouse
2691 Main Street
Riverside, CA 92501

Orvac Electronics
1645 E Orangethorpe Ave.
Fullerton, CA 92631

Sav-On Electronics
13225 Harbor Blvd.
Garden Grove, CA 92643

JK Electronics
6395 Westminster Blvd.
Westminster, CA 92683

Marvac Dow Electronics
980 S. A Street
Oxnard, CA 93030

Kandarian Electronics
1101 19th Street
Bakersfield, CA 93301

Whitcomm Electronics
105 W. Dakota #106
Clovia, CA 93612

Marvac Dow Electronics
265-B Reservation Road
Marina, CA 93933

Minuteman Electronics
37111 Post St., Suite 1
Fremont, CA 94536

HCS Electronics
6819 S. Redwood Drive
Cotati, CA 94931

Halted Specialties Co.
3500 Ryder Street
Santa Clara, CA 95051

Metro Electronics
1831 J Street
Sacramento, CA 95814

The Radio Place, Inc.
5675-A Power Inn Road
Sacramento, CA 95824

HSC Electronics
4837 Amber Lane
Sacramento, CA 95841

Colorado

Gateway Electronics of CO
2525 Federal Blvd.
Denver, CO 80211

Centennial Electronics
2324 E. Bijou
Colorado Sps., CO 80909

Connecticut

Signal Electronics Supply
589 New Park Avenue
W. Hartford, CT 06110

Cables & Connectors
2198 Berlin Turnpike
Newington, CT 06111

Electronic Service Prod.
437 Washington Avenue
North Haven, CT 06473

Georgia

Norman's Electronics, Inc.
3653 Clairmont Road
Chamblee, GA 30341

Illinois

Tri State Elex
200 W. Northwest Hwy.
Mt. Prospect, IL 60056

Maryland

Mark Elec. Supply Inc.
5015 Herzel Place
Beltsville, MD 20705

Amateur Radio Center
1117 West 36th Street
Baltimore, MD 21211

Massachusetts

U-Do-It Electronics
40 Franklin Street
Needham, MA 02194

Michigan

Purchase Radio Supply
327 East Hoover Avenue
Ann Arbor, MI 48104

Norwest Electronics
33760 Plymouth Road
Livonia, MI 48150

The Elec. Connection
37387 Ford Road
Westland, MI 48185

Elec. Parts Specialists
711 Kelso Street
Flint, MI 48506

Minnesota

Acme Electronics
224 Washington Avenue N.
Minneapolis, MN 55401

Missouri

Gateway Electronics Of MO
8123-25 Page Blvd.
St. Louis, MO 63130

William Elec & Ind Supply
803 Davis Blvd.
Sikeston, MO 63801

New Jersey

Lashen Electronics Inc.
21 Broadway
Denville, NJ 07834

New York

Sylvan Wellington Co.
269 Canal Street
New York, NY 10013

R&E Electronics
4991 Rt. 209
Accord, NY 12404

Unicorn Electronics
Valley Plaza
Johnson City, NY 13790

Ohio

Philcap Electronic Suppliers
275 E. Market Street
Akron, OH 44308

Oregon

Norvac Electronics
7940 SW Nimbus Avenue
Beaverton, OR 97005

Pennsylvania

Business & Computer Bookstore
213 N. Easton Road
Willow Grove, PA 19090

Texas

Mouser Electronics
2401 Hwy. 287 N
Mansfield, TX 76063

Tanner Electronics
1301 W Beltline
Carrollton, TX 75006

Electronic Parts Outlet
17318 Highway 3
Webster, TX 77598

Washington

Amateur Radio Supply Co.
5963 Corson Ave., Ste 140
Seattle, WA 98108

If you'd like to sell our magazine in your store,
please circle 210 on Free Information Card.

From the clockwork-driven automata of the 16th and 17th Centuries to the latest industrial robots and movie "droids" of today, robots in one form or another have fascinated us down through the ages. Experimental and toy robots today come in many different shapes, sizes, and capabilities. Some have no form of on-board intelligence and rely on remote control from a human operator for guidance and action. Others have sophisticated computers inside them that can be pre-programmed to carry out specific tasks. Another variety has either a simple micro-controller or some form of simple circuitry that allows the robot to perform a simple task or demonstrate a particular type of behavior in response to its environment. It is that last category that the *Solar Ball Robot* falls into.

The inspiration for the Solar Ball Robot originally came from Richard Weait of Toronto, Ontario. He created a light-seeking robot housed in a transparent globe. More recently, Dave Hrynkiw of Calgary, Alberta, picked up the ball (so to speak) and developed a series of light-seeking, mobile ball-shaped robots.

Designing A Ball-Shaped Robot.

There are two features of the Solar Ball Robot that are interesting. First is the method the robot uses to move around. Inside the globe is a gear box. The gear box shafts are secured and locked to opposite sides on the inner surface of the transparent globe. That prevents the shafts from rotating, forcing the gear box itself to rotate. Normally, the weight of the gear box keeps it hanging down towards the bottom of the globe. That off-balance weight keeps the ball from rolling. When the motor runs, the gear box begins to rotate inside the globe. That moves the center of gravity of the ball forward, causing the ball to roll forward.

The second feature relates to the power supply for the gear box. The original Canadian design used a photovoltaic or solar-cell power supply that provided intermittent power to the gearbox. When exposed to sunlight, the solar cell would start charging up a capacitor. When the capacitor reached a certain voltage, a trigger circuit dumped the stored energy into a high-efficiency motor/gearbox assembly, which caused the robot to move forward a little. The

general circuit was similar to that of a strobe flash used in photography.

The Solar Ball Robot uses a motor/gearbox arrangement that is similar to the Canadian design, but uses a pair of AA batteries instead of a photovoltaic cell. The batteries must be replaced when they run down, but they supply continuous power to the robot, making it much easier to study the robot's behavior, locomotion, and mobility. The original photovoltaic version required the use of time-lapse photography to study the robot's characteristics. The capacitor took a few minutes to charge up, with the exact time depending upon the intensity of sunlight. Because we've done away with that charging time, 10 hours of motion with the original design can be compressed into a few minutes of study with the robot presented here.

While the Solar Ball Robot doesn't incorporate the electronics for an on-board photovoltaic power supply, it still uses a light trigger. The circuit reads the level of illumination that falls on the robot. If the light level is high enough, the motor is turned on, moving the robot by shifting the center of gravity.

Here's a project that's educational, entertaining, and fun to build: a ball-shaped robot that rolls around in search of light.

JOHN IOVINE

BUILD THE SOLAR-BALL ROBOT

Circuit Description. The electronic circuit for the Solar Ball Robot is a basic light-activated on-off switch for the motor. The schematic diagram in Fig. 1 shows how straightforward the circuit is.

A CMOS op-amp (IC1) is used as a voltage comparator. An ALD1702, manufactured by Advanced Linear Devices, was chosen for its low power consumption, low supply-voltage requirements, and the ability to run on a single-voltage supply instead of the more common dual (or split) voltage supply. That puts less strain on the batteries, leaving more current available for running the motor. The comparator monitors the levels of two input voltages and switches its output on or off depending on which input voltage is greater. The input on pin 2 is set to a reference voltage of about half the supply voltage by R3 and R4. The input on pin 3 is also connected to a voltage divider made up of a cadmium-sulfide photocell (R1) and potentiometer R2. The resistance of a photocell changes depending upon the amount of light shining on it, so the intensity of light is indicated by the voltage on pin 3 of IC1. The light level at which the circuit turns on is adjusted by R2. When the voltage on pin 3 of IC1 is greater than pin 2, the output (pin 6) turns on. Of course, when the voltage on pin 3 drops back down below the voltage on pin 2, the output turns off.

Since the op-amp is being used as a comparator, no feedback resistor has been placed between the output (pin 6) and either of the inputs (pins 2 and 3). That forces the op-amp to operate at its open-loop gain. Like a comparator, when one input voltage exceeds the other, the output "snaps" from one state to the other.

The output of IC1 drives Q1 directly. That transistor acts like a current amplifier for the op-amp. The transistor switches the motor on and off.

The Gear Box. Before we get into the construction of the robot itself, let's first look at the gear box. There are two types of gearboxes available from the source given in the Parts List. If you wish, you could also purchase a suitable gearbox from a local hobby shop or a mail-order supplier that carries gearboxes and related items or design and build your own.

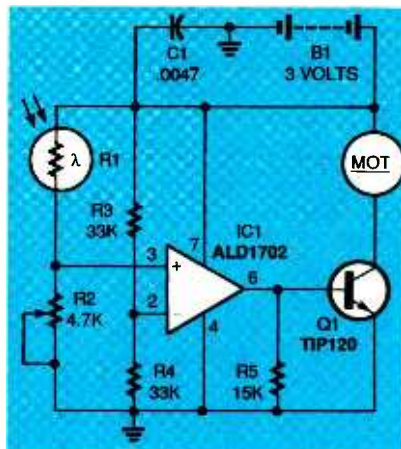


Fig. 1. The circuit for the Solar Ball Robot is designed to do one task: wake up and run the motor when the light shining on the photoresistor is bright enough. Light sensitivity is adjusted with R2.

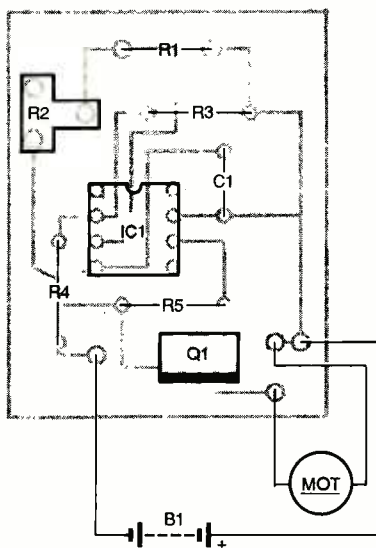
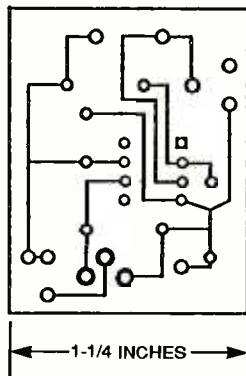


Fig. 2. If you use the recommended PC board, this diagram shows the correct locations for the various components. You can leave the photoresistor sticking up off the board if you want.



Here's the foil pattern for the Solar Ball Robot. The circuit is simple enough to use a single-sided PC board.

If you build your own gearbox, or buy one from another source, there are several important things to keep in mind. The gearbox should be small enough to fit inside the transparent sphere along with the PC board and a pair of AA batteries. The motor you use should be rated at 3-volts DC and should not draw a lot of current (to avoid having to change the batteries too frequently). Finally, the output shaft should turn at about 7 rpm.

The PC Board. There is nothing critical about the electronic circuit. If you make the PC board from the foil pattern, or buy one from the source given in the Parts List, follow the parts-placement diagram in Fig. 2 for the proper placement of the components. If you do not wish to purchase or make the PC board, the circuit may be wired and assembled on a standard perf-board. When mounting R1, you may leave it sitting off the board up to about a height of 1/2 inch. If you have difficulty locating a source for IC1, you can substitute a Texas Instruments TLC271, which is a direct replacement for the Advanced Linear Devices component. The Texas Instruments chip can be special ordered through any Radio Shack store. After you have soldered all the components onto the board, solder the wires from the 9-volt battery clip and the gearbox motor to the appropriate pads on the board.

Once the PC board is complete, you are ready to put the gearbox assembly together. Glue the AA battery pack to the back of the gear box. The battery pack should have a 9-volt-style battery snap for easy disconnection and reconnection of power. Be careful that no glue comes into contact with any of the gears. The PC board is glued to the front of the gear box. Again, make sure none of the glue touches any of the gears.

Once the circuit is complete you will need to adjust the light level that will activate the circuit. Place a fresh pair of AA batteries in the battery pack and connect the battery snap. The level adjustment is made by turning R2 until the motor starts running. When making the light level adjustment, use a low level of light. If the light level is set too high, the robot will stop every time it passes under a shadow. Disconnect the batteries when you're done calibrating the sensor.

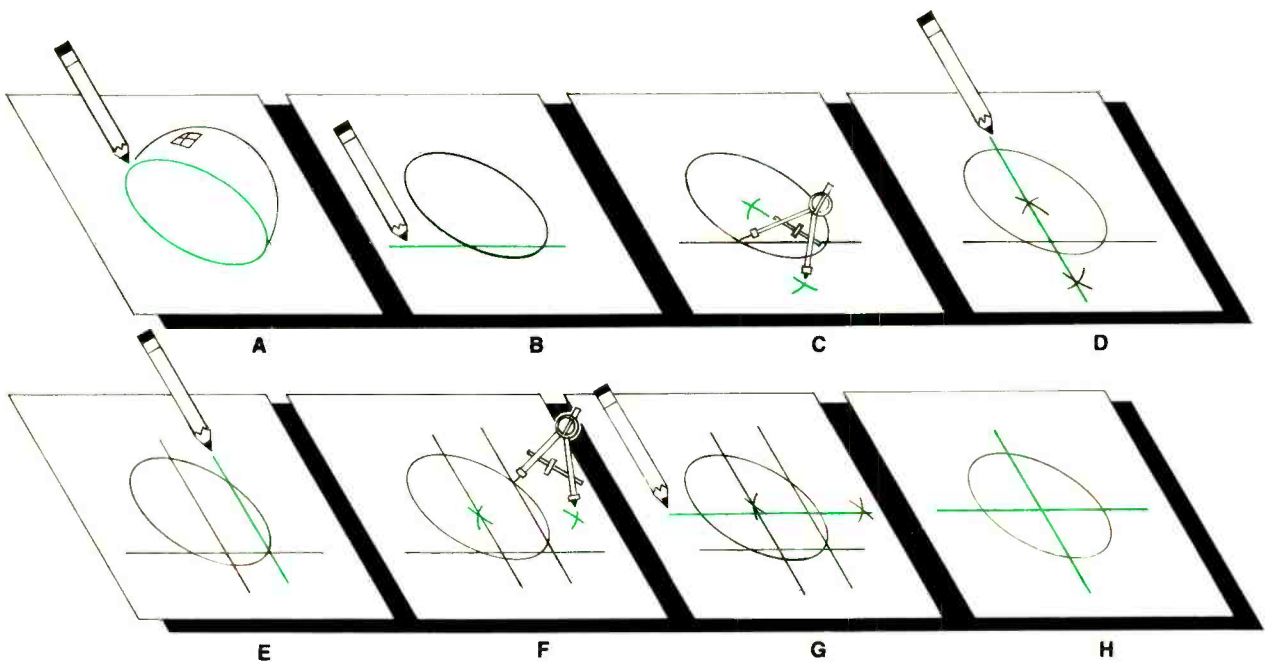


Fig. 3. Finding the center of the Solar Ball Robot's sphere halves is easy if you use some basic high-school geometry. Start by tracing the sphere on a sheet of paper (A). Draw a chord on the circle (B). Bisect the chord with a compass (C). The bisecting line is a diameter (D). Repeat the process at a right angle with a second chord (E), bisect it (F), and draw a second diameter line (G). Where they meet is the circle's center (H).

Robot Construction. We'll start the actual Solar Ball Robot construction from the outside in. The shell must be transparent so light can fall on the photocell, and it must be large enough to hold the gear box and electronics. A good choice are transparent spheres available in many hobby and craft stores. Those snap-together globes are about 5½ inches in diameter, and are usually used to enclose holiday ornaments. If you can not find a suitable shell locally, you can purchase one from the source given in the Parts List.

The first step is to locate the center of each half sphere. That is where the shafts of the gear box will be connected. At first, locating the center appears much easier than it actually is. One method for finding the center is shown in Fig. 3. Trace the diameter of a sphere half onto a large piece of white paper (Fig. 3A). Draw a chord on the circle (Fig. 3B). With a compass drawing tool opened to slightly greater than half the length of the chord line, mark a series of arcs on each side of the chord using the point at which the chord meets the circle as a center (Fig. 3C). You will find that the arcs will cross each other on both sides of the chord line. Drawing a line through

those crosses will mark a line that is perpendicular the chord line and crosses it in its exact center (Fig. 3D). That line will be a diameter of the circle.

Draw another chord line at a right angle to the first chord (Fig. 3E). Again, bisect the chord in the same way as before by marking the arcs with a compass (Fig. 3F) and connecting those crosses, which draws a second diameter (Fig. 3G). The point where the two diameters meet will be the center of the circle (Fig. 3H).

The more difficult part is to transfer that center point onto the sphere half itself. Placing the sphere over the drawing and trying to mark the point by eye will probably result in somewhat less than ideal results.

A more accurate method would be to use two small carpenter's squares. Figure 4A shows that method. Place the squares on opposite sides of the sphere half's diameter. Hold a straight-edge ruler between them and mark two points on the sphere surface. Connect those points with a line, and repeat the process on the other diameter line. You should end up with an "X" on the sphere half that marks its center. Yet another method would be to cut a length of wooden dowel

PARTS LIST FOR THE SOLAR-BALL ROBOT

RESISTORS

(All resistors are ¼-watt, 5% units, unless otherwise noted.)

- R1—Cadmium sulfide photoresistor
- R2—4700-ohm, variable
- R3, R4—33,000-ohm
- R5—15,000-ohm

SEMICONDUCTORS

- IC1—ALD1702 (Advanced Linear) or TLC271 (Texas Instruments) 5-volt CMOS op-amp or similar (see text)
- Q1—TIP120 NPN transistor

ADDITIONAL PARTS AND

MATERIALS

- C1—0.0047 µF capacitor, ceramic-disc
- B1—3-volt battery, type AA (2)
- PC board, 9-volt battery snap, battery holder, gearbox, 5½-inch diameter transparent plastic globe (see text), 6-inch length of ½-inch diameter solid plastic rod, 3-inch length of ⅜-inch o.d. × ½-inch i.d. plastic tubing, 1-inch length of ½-inch diameter half-round plastic rod, 2-part epoxy, plastic adhesive, etc.

Note: A kit of all the above components is available for \$45.00 plus \$7.50 UPS ground shipping from: Images Company, PO Box 140742, Staten Island NY 10314; Tel: 718-698-8305. NY residents must add 8.25% sales tax. All major credit cards are also accepted.

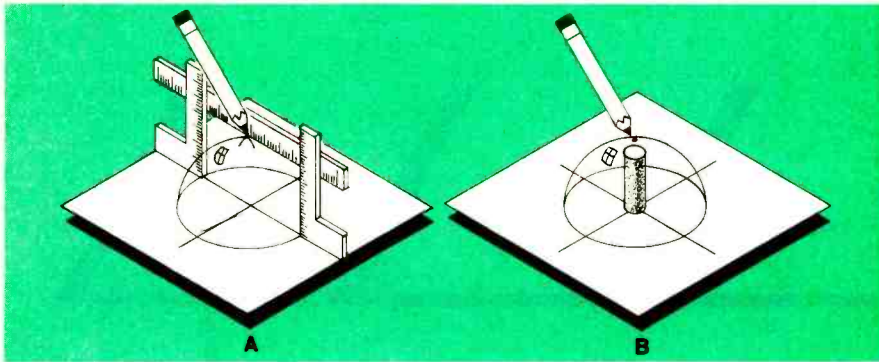


Fig. 4. Projecting the center of a circle onto the sphere half is not that easy. One way to do that is by "lifting" the diameter lines with a pair of small carpenter's squares and a straightedge ruler (A). You might use alligator clips to hold the straightedge and squares together. A wooden dowel that stands up on the paper at perfect right angles will also work (B).

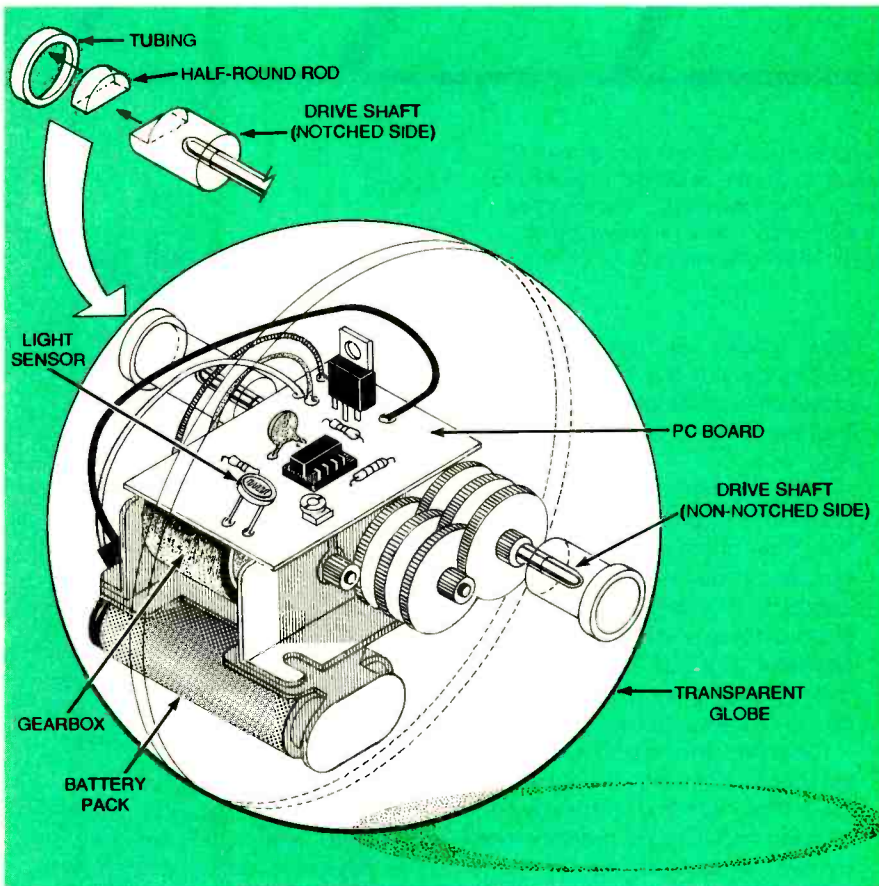


Fig. 5. The Solar Ball Robot's gearbox assembly is suspended in the center of the globe. When the motor runs, the gearbox rotates around the axle, rolling the robot along. The gearbox is held inside the Solar Ball Robot with pieces of tubing and rod. Although you can use wood or brass for the tubing and rod, clear plastic is easier to work with, and looks more interesting.

about 2 to 2½ inches long. Stand the dowel upright on the center mark of the drawing, making sure the dowel stands perfectly upright and at right angles to the drawing. Place the half sphere over the dowel as in Fig. 4B. Mark the location of the center of the dowel on the sphere. No matter what

method you use, mark the center of the second sphere half in the same way.

The next step is to make a receptacle that will lock the driveshaft of the gearbox in the sphere. If the shaft cannot spin, the gearbox will rotate around the shaft, shifting the robot's

center of gravity and causing it to roll. The shaft locks must also let the sphere be opened and closed easily. The method used is shown in the detail illustration of Fig. 5. Although the drive components in the prototype were made from transparent plastic, you can use any suitable material you want to, including brass or wood.

Cut two pieces of ½-inch i.d. tubing and one piece of ½-inch diameter half-round rod to a length of about ¾-inch. If you are using plastic tubing, the outside diameter of the tubing can be about ⅝ inch. Glue the half-round rod to the inside of one of the tube pieces, and glue that assembly to the inside of one of the sphere halves at the center point you previously marked. If you want, you could glue the tube to the sphere half first, and add the half-round rod separately.

Take a piece of ½-inch-diameter solid rod and cut a half-round notch in one end. Using a hacksaw or a coping saw, cut a slit down the center of the rod to a depth of about ⅜ inch, then make a horizontal cut to remove the half-round section. The rod end should now fit smoothly into the tube piece glued onto the sphere half. If it doesn't, file and trim the rod as needed until the rod fits into the tube piece easily. The length of the rod will depend on the size of the gearbox you'll be using and the diameter of the sphere. Measure the inside diameter of the gearbox at the driveshaft, and divide that result by 2. Cut the rod a bit shorter than that to allow for clearance. You may also need to adjust the length of the rod if your gearbox is heavier on one side. If possible, the gearbox's center of gravity along the driveshaft should be at the center of the sphere. If the gearbox cannot be balanced side-to-side, the robot will tend to travel in a wide arc toward the heavier side. Balancing the gearbox along the driveshaft might not be possible, depending on the size of the gearbox and the diameter of the sphere. Centering the gearbox within the sphere will make sure that there is enough clearance for the gearbox within the sphere. Once you have cut the rod to length, drill a hole down the center of the rod at the end opposite the notch. The hole should fit the gearbox's drive shaft.

The robot will roll quite nicely with only one axle notched. If you want, you may certainly notch both shafts, but it is not necessary. If you don't notch the shaft, the other sphere half is easier to finish. Glue the other piece of 1/2 inch i.d. tubing to the center of the half sphere in the same way you did the first, only omit the half-round piece. Cut a small length of 1/2-inch diameter solid rod. Again, the length of the solid rod will depend on the size of your gearbox and sphere. Check to make sure the shaft fits easily into the tubing. If not, a small piece of 100-grit sandpaper wrapped around the end of the shaft can be used to sand down the diameter of the rod until the end of the shaft fits easily into the tube piece. Drill a hole that will fit the driveshaft from the gear box down the center of the unsanded end.

Place one of the rods on one of the driveshafts of the gearbox. Place the rod and gearbox in the appropriate half sphere of the globe. Position the gear-box so that it will lie in the center. Mark the depth the gear box shaft must go into the rod on the gearbox driveshaft. Remove the rod from the driveshaft. Mix a small amount of 2-part epoxy. Coat the driveshaft with the epoxy, and insert it into the plastic rod. Let the epoxy set before proceeding.

Once the glue has dried on the first shaft, we must glue the other rod on the opposite shaft. Position the glued rod into the half sphere. Place the other rod on the opposite shaft. Place the other half sphere together with the first. Gauge the depth the gear box shaft must be inserted in the plastic rod, then add another 1/8-inch of depth for error. Glue the second rod like the first one and let it set. Check your work while the glue is setting on the second shaft to insure that you can close the sphere properly.

Putting It All Together. Install the batteries and connect the battery clip on the gearbox assembly to the battery holder. The gear box will probably start turning if the light level in the room is high enough. To load the mechanism inside the robot, bring all the parts into a room dark enough that the motor doesn't run, but bright enough to see what you are doing. Load the gearbox assembly inside the sphere and close the two halves of

the sphere together. Figure 5 shows how the completed robot will look based on components bought from the source given in the Parts List.

Take the robot out into the light. The gear box should start running. Place the robot on the floor. The robot should travel toward the direction of light. If the robot moves away from the light, stop the robot, remove the gear-box assembly, and reverse the wires leading to the motor.

Locomotion. If you think the Solar Ball Robot might become trapped easily, you will be amazed the first time you see it roll into a corner. When the robot gets stuck in a corner, the gear-box assembly continues to swing all the way up and over. Shifting its center of gravity over the top dead center of the driveshaft will roll the robot out of the corner and face it in another direction. Remember, the plastic shell is fragile. Do not have your robot try to climb or fall down stairs.

Options And Other Design Ideas.

A good area for advanced research is a form of steering, rather than depending on any obstacles or the slope of the ground to guide the Solar Ball Robot. With an advanced steering mechanism, an advanced insect-like intelligence could be modeled with a second light-sensing circuit. The robot could be set up to always head toward a light source (moth), or to scurry away from a light source (cockroach). The robot starts running when a certain level of light shines on it. If a second circuit and several photovoltaic cells are added, we can add a "feeding" behavior. The second comparator circuit would be set to shut the motor down when the light level becomes high enough to let the photovoltaic cells recharge the batteries. With that option, the batteries will have to be of the NiCd type. If you want to try that, keep track of the current drain of the comparator circuits. It must not exceed the current supplied by the solar cells.

The Solar Ball Robot is an entertaining and educational project. We hope your imagination will run wild with modifications and additions. If you would like to share your ideas with the author, please feel free to send a letter with your thoughts c/o **Electronics Now**. Have a ball!

UNITED STATES POSTAL SERVICE Statement of Ownership, Management, and Circulation (Required by 39 USC 3685)

Publication Title: **ELECTRONICS NOW** Issue Date: **10/2/96**

Issue Frequency: **12** Number of Issues Published Annually: **12** Annual Subscription Price: **\$19.97**

Publication Title: **HERBERT** Issue Date: **10/2/96**

Issue Frequency: **12** Number of Issues Published Annually: **12** Annual Subscription Price: **\$19.97**

1. Complete Mailing Address of Known Office of Publication (Not printer): **500 B1-COURTY BLVD., FARMINGDALE, NY 11735**

2. Complete Mailing Address of Headquarters or General Business Office of Publisher (Not printer): **500 B1-COURTY BLVD., FARMINGDALE, NY 11735**

3. Full Names and Complete Mailing Addresses of Publisher, Editor, and Business Manager (Do not leave blank):
 Publisher: **LARRY LITZELER 500 B1-COURTY BLVD., FARMINGDALE, NY 11735**
 Editor: **LARRY LITZELER 500 B1-COURTY BLVD., FARMINGDALE, NY 11735**
 Business Manager: **LARRY LITZELER 500 B1-COURTY BLVD., FARMINGDALE, NY 11735**

4. Owner (Do not leave blank. If the publication is owned by a corporation, give the name and address of the corporation, its principal office, and the names and addresses of all stockholders owning or holding 1 percent or more of the total amount of stock. If not owned by a corporation, give the names and addresses of the individual owners. If owned by a partnership or other unincorporated firm, give its name and address, as well as that of each individual owner. If the publication is published by a proprietor, give the name and address of the proprietor. If the publication is published by a partnership, give the name and address of the partnership and the names and addresses of all partners.)

5. Known Bondholders, Mortgagees, and Other Security Holders Owning or Holding 1 Percent or More of Total Amount of Bonds, Mortgages, or Other Securities. If none, check box.

6. Tax Status (For completion by nonprofit organizations authorized to mail at nonprofit rates):
 The purpose, function, and nonprofit status of this organization and the exempt status for federal income tax purposes:
 () Has Not Changed During Preceding 12 Months
 () Has Changed During Preceding 12 Months (Publisher must submit explanation of change with this statement.)

7. Publication Title: **ELECTRONICS NOW** Issue Date: **JUNE 1996**

8. Issue Frequency: **12** Number of Issues Published Annually: **12** Annual Subscription Price: **\$19.97**

9. Publication Title: **HERBERT** Issue Date: **10/2/96**

10. Issue Frequency: **12** Number of Issues Published Annually: **12** Annual Subscription Price: **\$19.97**

11. Publication Title: **ELECTRONICS NOW** Issue Date: **JUNE 1996**

12. Issue Frequency: **12** Number of Issues Published Annually: **12** Annual Subscription Price: **\$19.97**

13. Publication Title: **HERBERT** Issue Date: **10/2/96**

14. Issue Frequency: **12** Number of Issues Published Annually: **12** Annual Subscription Price: **\$19.97**

15. Publication Title: **ELECTRONICS NOW** Issue Date: **JUNE 1996**

16. Issue Frequency: **12** Number of Issues Published Annually: **12** Annual Subscription Price: **\$19.97**

17. Publication Title: **HERBERT** Issue Date: **10/2/96**

18. Issue Frequency: **12** Number of Issues Published Annually: **12** Annual Subscription Price: **\$19.97**

19. Publication Title: **ELECTRONICS NOW** Issue Date: **JUNE 1996**

20. Issue Frequency: **12** Number of Issues Published Annually: **12** Annual Subscription Price: **\$19.97**

21. Publication Title: **HERBERT** Issue Date: **10/2/96**

22. Issue Frequency: **12** Number of Issues Published Annually: **12** Annual Subscription Price: **\$19.97**

23. Publication Title: **ELECTRONICS NOW** Issue Date: **JUNE 1996**

24. Issue Frequency: **12** Number of Issues Published Annually: **12** Annual Subscription Price: **\$19.97**

25. Publication Title: **HERBERT** Issue Date: **10/2/96**

26. Issue Frequency: **12** Number of Issues Published Annually: **12** Annual Subscription Price: **\$19.97**

27. Publication Title: **ELECTRONICS NOW** Issue Date: **JUNE 1996**

28. Issue Frequency: **12** Number of Issues Published Annually: **12** Annual Subscription Price: **\$19.97**

29. Publication Title: **HERBERT** Issue Date: **10/2/96**

30. Issue Frequency: **12** Number of Issues Published Annually: **12** Annual Subscription Price: **\$19.97**

31. Publication Title: **ELECTRONICS NOW** Issue Date: **JUNE 1996**

32. Issue Frequency: **12** Number of Issues Published Annually: **12** Annual Subscription Price: **\$19.97**

33. Publication Title: **HERBERT** Issue Date: **10/2/96**

34. Issue Frequency: **12** Number of Issues Published Annually: **12** Annual Subscription Price: **\$19.97**

35. Publication Title: **ELECTRONICS NOW** Issue Date: **JUNE 1996**

36. Issue Frequency: **12** Number of Issues Published Annually: **12** Annual Subscription Price: **\$19.97**

37. Publication Title: **HERBERT** Issue Date: **10/2/96**

38. Issue Frequency: **12** Number of Issues Published Annually: **12** Annual Subscription Price: **\$19.97**

39. Publication Title: **ELECTRONICS NOW** Issue Date: **JUNE 1996**

40. Issue Frequency: **12** Number of Issues Published Annually: **12** Annual Subscription Price: **\$19.97**

41. Publication Title: **HERBERT** Issue Date: **10/2/96**

42. Issue Frequency: **12** Number of Issues Published Annually: **12** Annual Subscription Price: **\$19.97**

43. Publication Title: **ELECTRONICS NOW** Issue Date: **JUNE 1996**

44. Issue Frequency: **12** Number of Issues Published Annually: **12** Annual Subscription Price: **\$19.97**

45. Publication Title: **HERBERT** Issue Date: **10/2/96**

46. Issue Frequency: **12** Number of Issues Published Annually: **12** Annual Subscription Price: **\$19.97**

47. Publication Title: **ELECTRONICS NOW** Issue Date: **JUNE 1996**

48. Issue Frequency: **12** Number of Issues Published Annually: **12** Annual Subscription Price: **\$19.97**

49. Publication Title: **HERBERT** Issue Date: **10/2/96**

50. Issue Frequency: **12** Number of Issues Published Annually: **12** Annual Subscription Price: **\$19.97**

51. Publication Title: **ELECTRONICS NOW** Issue Date: **JUNE 1996**

52. Issue Frequency: **12** Number of Issues Published Annually: **12** Annual Subscription Price: **\$19.97**

53. Publication Title: **HERBERT** Issue Date: **10/2/96**

54. Issue Frequency: **12** Number of Issues Published Annually: **12** Annual Subscription Price: **\$19.97**

55. Publication Title: **ELECTRONICS NOW** Issue Date: **JUNE 1996**

56. Issue Frequency: **12** Number of Issues Published Annually: **12** Annual Subscription Price: **\$19.97**

57. Publication Title: **HERBERT** Issue Date: **10/2/96**

58. Issue Frequency: **12** Number of Issues Published Annually: **12** Annual Subscription Price: **\$19.97**

59. Publication Title: **ELECTRONICS NOW** Issue Date: **JUNE 1996**

60. Issue Frequency: **12** Number of Issues Published Annually: **12** Annual Subscription Price: **\$19.97**

61. Publication Title: **HERBERT** Issue Date: **10/2/96**

62. Issue Frequency: **12** Number of Issues Published Annually: **12** Annual Subscription Price: **\$19.97**

63. Publication Title: **ELECTRONICS NOW** Issue Date: **JUNE 1996**

64. Issue Frequency: **12** Number of Issues Published Annually: **12** Annual Subscription Price: **\$19.97**

65. Publication Title: **HERBERT** Issue Date: **10/2/96**

66. Issue Frequency: **12** Number of Issues Published Annually: **12** Annual Subscription Price: **\$19.97**

67. Publication Title: **ELECTRONICS NOW** Issue Date: **JUNE 1996**

68. Issue Frequency: **12** Number of Issues Published Annually: **12** Annual Subscription Price: **\$19.97**

69. Publication Title: **HERBERT** Issue Date: **10/2/96**

70. Issue Frequency: **12** Number of Issues Published Annually: **12** Annual Subscription Price: **\$19.97**

71. Publication Title: **ELECTRONICS NOW** Issue Date: **JUNE 1996**

72. Issue Frequency: **12** Number of Issues Published Annually: **12** Annual Subscription Price: **\$19.97**

73. Publication Title: **HERBERT** Issue Date: **10/2/96**

74. Issue Frequency: **12** Number of Issues Published Annually: **12** Annual Subscription Price: **\$19.97**

75. Publication Title: **ELECTRONICS NOW** Issue Date: **JUNE 1996**

76. Issue Frequency: **12** Number of Issues Published Annually: **12** Annual Subscription Price: **\$19.97**

77. Publication Title: **HERBERT** Issue Date: **10/2/96**

78. Issue Frequency: **12** Number of Issues Published Annually: **12** Annual Subscription Price: **\$19.97**

79. Publication Title: **ELECTRONICS NOW** Issue Date: **JUNE 1996**

80. Issue Frequency: **12** Number of Issues Published Annually: **12** Annual Subscription Price: **\$19.97**

81. Publication Title: **HERBERT** Issue Date: **10/2/96**

82. Issue Frequency: **12** Number of Issues Published Annually: **12** Annual Subscription Price: **\$19.97**

83. Publication Title: **ELECTRONICS NOW** Issue Date: **JUNE 1996**

84. Issue Frequency: **12** Number of Issues Published Annually: **12** Annual Subscription Price: **\$19.97**

85. Publication Title: **HERBERT** Issue Date: **10/2/96**

86. Issue Frequency: **12** Number of Issues Published Annually: **12** Annual Subscription Price: **\$19.97**

87. Publication Title: **ELECTRONICS NOW** Issue Date: **JUNE 1996**

88. Issue Frequency: **12** Number of Issues Published Annually: **12** Annual Subscription Price: **\$19.97**

89. Publication Title: **HERBERT** Issue Date: **10/2/96**

90. Issue Frequency: **12** Number of Issues Published Annually: **12** Annual Subscription Price: **\$19.97**

91. Publication Title: **ELECTRONICS NOW** Issue Date: **JUNE 1996**

92. Issue Frequency: **12** Number of Issues Published Annually: **12** Annual Subscription Price: **\$19.97**

93. Publication Title: **HERBERT** Issue Date: **10/2/96**

94. Issue Frequency: **12** Number of Issues Published Annually: **12** Annual Subscription Price: **\$19.97**

95. Publication Title: **ELECTRONICS NOW** Issue Date: **JUNE 1996**

96. Issue Frequency: **12** Number of Issues Published Annually: **12** Annual Subscription Price: **\$19.97**

97. Publication Title: **HERBERT** Issue Date: **10/2/96**

98. Issue Frequency: **12** Number of Issues Published Annually: **12** Annual Subscription Price: **\$19.97**

99. Publication Title: **ELECTRONICS NOW** Issue Date: **JUNE 1996**

100. Issue Frequency: **12** Number of Issues Published Annually: **12** Annual Subscription Price: **\$19.97**

101. Publication Title: **HERBERT** Issue Date: **10/2/96**

102. Issue Frequency: **12** Number of Issues Published Annually: **12** Annual Subscription Price: **\$19.97**

103. Publication Title: **ELECTRONICS NOW** Issue Date: **JUNE 1996**

104. Issue Frequency: **12** Number of Issues Published Annually: **12** Annual Subscription Price: **\$19.97**

105. Publication Title: **HERBERT** Issue Date: **10/2/96**

106. Issue Frequency: **12** Number of Issues Published Annually: **12** Annual Subscription Price: **\$19.97**

107. Publication Title: **ELECTRONICS NOW** Issue Date: **JUNE 1996**

108. Issue Frequency: **12** Number of Issues Published Annually: **12** Annual Subscription Price: **\$19.97**

109. Publication Title: **HERBERT** Issue Date: **10/2/96**

110. Issue Frequency: **12** Number of Issues Published Annually: **12** Annual Subscription Price: **\$19.97**

111. Publication Title: **ELECTRONICS NOW** Issue Date: **JUNE 1996**

112. Issue Frequency: **12** Number of Issues Published Annually: **12** Annual Subscription Price: **\$19.97**

113. Publication Title: **HERBERT** Issue Date: **10/2/96**

114. Issue Frequency: **12** Number of Issues Published Annually: **12** Annual Subscription Price: **\$19.97**

115. Publication Title: **ELECTRONICS NOW** Issue Date: **JUNE 1996**

116. Issue Frequency: **12** Number of Issues Published Annually: **12** Annual Subscription Price: **\$19.97**

117. Publication Title: **HERBERT** Issue Date: **10/2/96**

118. Issue Frequency: **12** Number of Issues Published Annually: **12** Annual Subscription Price: **\$19.97**

119. Publication Title: **ELECTRONICS NOW** Issue Date: **JUNE 1996**

120. Issue Frequency: **12** Number of Issues Published Annually: **12** Annual Subscription Price: **\$19.97**

121. Publication Title: **HERBERT** Issue Date: **10/2/96**

122. Issue Frequency: **12** Number of Issues Published Annually: **12** Annual Subscription Price: **\$19.97**

123. Publication Title: **ELECTRONICS NOW** Issue Date: **JUNE 1996**

124. Issue Frequency: **12** Number of Issues Published Annually: **12** Annual Subscription Price: **\$19.97**

125. Publication Title: **HERBERT** Issue Date: **10/2/96**

126. Issue Frequency: **12** Number of Issues Published Annually: **12** Annual Subscription Price: **\$19.97**

127. Publication Title: **ELECTRONICS NOW** Issue Date: **JUNE 1996**

128. Issue Frequency: **12** Number of Issues Published Annually: **12** Annual Subscription Price: **\$19.97**

129. Publication Title: **HERBERT** Issue Date: **10/2/96**

130. Issue Frequency: **12** Number of Issues Published Annually: **12** Annual Subscription Price: **\$19.97**

131. Publication Title: **ELECTRONICS NOW** Issue Date: **JUNE 1996**

132. Issue Frequency: **12** Number of Issues Published Annually: **12** Annual Subscription Price: **\$19.97**

133. Publication Title: **HERBERT** Issue Date: **10/2/96**

134. Issue Frequency: **12** Number of Issues Published Annually: **12** Annual Subscription Price: **\$19.97**

135. Publication Title: **ELECTRONICS NOW** Issue Date: **JUNE 1996**

136. Issue Frequency: **12** Number of Issues Published Annually: **12** Annual Subscription Price: **\$19.97**

137. Publication Title: **HERBERT** Issue Date: **10/2/96**

138. Issue Frequency: **12** Number of Issues Published Annually: **12** Annual Subscription Price: **\$19.97**

139. Publication Title: **ELECTRONICS NOW** Issue Date: **JUNE 1996**

140. Issue Frequency: **12** Number of Issues Published Annually: **12** Annual Subscription Price: **\$19.97**

141. Publication Title: **HERBERT** Issue Date: **10/2/96**

142. Issue Frequency: **12** Number of Issues Published Annually: **12** Annual Subscription Price: **\$19.97**

143. Publication Title: **ELECTRONICS NOW** Issue Date: **JUNE 1996**

144. Issue Frequency: **12** Number of Issues Published Annually: **12** Annual Subscription Price: **\$19.97**

145. Publication Title: **HERBERT** Issue Date: **10/2/96**

146. Issue Frequency: **12** Number of Issues Published Annually: **12** Annual Subscription Price: **\$19.97**

147. Publication Title: **ELECTRONICS NOW** Issue Date: **JUNE 1996**

148. Issue Frequency: **12** Number of Issues Published Annually: **12** Annual Subscription Price: **\$19.97**

149. Publication Title: **HERBERT** Issue Date: **10/2/96**

150. Issue Frequency: **12** Number of Issues Published Annually: **12** Annual Subscription Price: **\$19.97**

151. Publication Title: **ELECTRONICS NOW** Issue Date: **JUNE 1996**

152. Issue Frequency: **12** Number of Issues Published Annually: **12** Annual Subscription Price: **\$19.97**

153. Publication Title: **HERBERT** Issue Date: **10/2/96**

154. Issue Frequency: **12** Number of Issues Published Annually: **12** Annual Subscription Price: **\$19.97**

155. Publication Title: **ELECTRONICS NOW** Issue Date: **JUNE 1996**

156. Issue Frequency: **12** Number of Issues Published Annually: **12** Annual Subscription Price: **\$19.97**

157. Publication Title: **HERBERT** Issue Date: **10/2/96**

158. Issue Frequency: **12** Number of Issues Published Annually: **12** Annual Subscription Price: **\$19.97**

159. Publication Title: **ELECTRONICS NOW** Issue Date: **JUNE 1996**

160. Issue Frequency: **12** Number of Issues Published Annually: **12** Annual Subscription Price: **\$19.97**

161. Publication Title: **HERBERT** Issue Date: **10/2/96**

162. Issue Frequency: **12** Number of Issues Published Annually: **12** Annual Subscription Price: **\$19.97**

163. Publication Title: **ELECTRONICS NOW** Issue Date: **JUNE 1996**

164. Issue Frequency: **12** Number of Issues Published Annually: **12** Annual Subscription Price: **\$19.97**

165. Publication Title: **HERBERT** Issue Date: **10/2/96**

166. Issue Frequency: **12** Number of Issues Published Annually: **12** Annual Subscription Price: **\$19.97**

167. Publication Title: **ELECTRONICS NOW** Issue Date: **JUNE 1996**

168. Issue Frequency: **12** Number of Issues Published Annually: **12** Annual Subscription Price: **\$19.97**

169. Publication Title: **HERBERT** Issue Date: **10/2/96**

170. Issue Frequency: **12** Number of Issues Published Annually: **12** Annual Subscription Price: **\$19.97**

171. Publication Title: **ELECTRONICS NOW** Issue Date: **JUNE 1996**

172. Issue Frequency: **12** Number of Issues Published Annually: **12** Annual Subscription Price: **\$19.97**

173. Publication Title: **HERBERT** Issue Date: **10/2/96**

174. Issue Frequency: **12** Number of Issues Published Annually: **12** Annual Subscription Price: **\$19.97**

175. Publication Title: **ELECTRONICS NOW** Issue Date: **JUNE 1996**

176. Issue Frequency: **12** Number of Issues Published Annually: **12** Annual Subscription Price: **\$19.97**

177. Publication Title: **HERBERT** Issue Date: **10/2/96**

178. Issue Frequency: **12** Number of Issues Published Annually: **12** Annual Subscription Price: **\$19.97**

179. Publication Title: **ELECTRONICS NOW** Issue Date: **JUNE 1996**

180. Issue Frequency: **12** Number of Issues Published Annually: **12** Annual Subscription Price: **\$19.97**

181. Publication Title: **HERBERT** Issue Date: **10/2/96**

182. Issue Frequency: **12** Number of Issues Published Annually: **12** Annual Subscription Price: **\$19.97**

183. Publication Title: **ELECTRONICS NOW** Issue Date: **JUNE 1996**

184. Issue Frequency: **12** Number of Issues Published Annually: **12** Annual Subscription Price: **\$19.97**

185. Publication Title: **HERBERT** Issue Date: **10/2/96**

186. Issue Frequency: **12** Number of Issues Published Annually: **12** Annual Subscription Price: **\$19.97**

187. Publication Title: **ELECTRONICS NOW** Issue Date: **JUNE 1996**

188. Issue Frequency: **12** Number of Issues Published Annually: **12** Annual Subscription Price: **\$19.97**

189. Publication Title: **HERBERT** Issue Date: **10/2/96**

190. Issue Frequency: **12** Number of Issues Published Annually: **12** Annual Subscription Price: **\$19.97**

191. Publication Title: **ELECTRONICS NOW** Issue Date: **JUNE 1996**

192. Issue Frequency: **12** Number of Issues Published Annually: **12** Annual Subscription Price: **\$19.97**

193. Publication Title: **HERBERT** Issue Date: **10/2/96**

194. Issue Frequency: **12** Number of Issues Published Annually: **12** Annual Subscription Price: **\$19.97**

195. Publication Title: **ELECTRONICS NOW** Issue Date: **JUNE 1996**

196. Issue Frequency: **12** Number of Issues Published Annually: **12** Annual Subscription Price: **\$19.97**

197. Publication Title: **HERBERT** Issue Date: **10/2/96**

198. Issue Frequency: **12** Number of Issues Published Annually: **12** Annual Subscription Price: **\$19.97**

199. Publication Title: **ELECTRONICS NOW** Issue Date: **JUNE 1996**

200. Issue Frequency: **12** Number of Issues Published Annually: **12** Annual Subscription Price: **\$19.97**

201. Publication Title: **HERBERT** Issue Date: **10/2/96**

202. Issue Frequency: **12** Number of Issues Published Annually: **12** Annual Subscription Price: **\$19.97**

203. Publication Title: **ELECTRONICS NOW** Issue Date: **JUNE 1996**

204. Issue Frequency: **12** Number of Issues Published Annually: **12** Annual Subscription Price: **\$19.97**

205. Publication Title: **HERBERT** Issue Date: **10/2/96**

206. Issue Frequency: **12** Number of Issues Published Annually: **12** Annual Subscription Price: **\$19.97**

207. Publication Title: **ELECTRONICS NOW** Issue Date: **JUNE 1996**

208. Issue Frequency: **12** Number of Issues Published Annually: **12** Annual Subscription Price: **\$19.97**

209. Publication Title: **HERBERT** Issue Date: **10/2/96**

210. Issue Frequency: **12** Number of Issues Published Annually: **12** Annual Subscription Price: **\$19.97**

211. Publication Title: **ELECTRONICS NOW** Issue Date: **JUNE 1996**

212. Issue Frequency: **12** Number of Issues Published Annually: **12** Annual Subscription Price: **\$19.97**

213. Publication Title: **HERBERT** Issue Date: **10/2/96**

214. Issue Frequency: **12** Number of Issues Published Annually: **12** Annual Subscription Price: **\$19.97**

215. Publication Title: **ELECTRONICS NOW** Issue Date: **JUNE 1996**

216. Issue Frequency: **12** Number of Issues Published Annually: **12** Annual Subscription Price: **\$19.97**

217. Publication Title: **HERBERT** Issue Date: **10/2/96**

218. Issue Frequency: **12** Number of Issues Published Annually: **12** Annual Subscription Price: **\$19.97**

219. Publication Title: **ELECTRONICS NOW** Issue Date: **JUNE 1996**

220. Issue Frequency: **12** Number of Issues Published Annually: **12** Annual Subscription Price: **\$19.97**

221. Publication Title: **HERBERT** Issue Date: **10/2/96**

222. Issue Frequency: **12** Number of Issues Published Annually: **12** Annual Subscription Price: **\$19.97**

223. Publication Title: **ELECTRONICS NOW** Issue Date: **JUNE 1996**

224. Issue Frequency: **12** Number of Issues Published Annually: **12** Annual Subscription Price: **\$19.97**

225. Publication Title: **HERBERT** Issue Date: **10/2/96**

226. Issue Frequency: **12** Number of Issues Published Annually: **12** Annual Subscription Price: **\$19.97**

227. Publication Title: **ELECTRONICS NOW** Issue Date: **JUNE 1996**

228. Issue Frequency: **12** Number of Issues Published Annually: **12** Annual Subscription Price: **\$19.97**

229. Publication Title: **HERBERT** Issue Date: **10/2/96**

230. Issue Frequency: **12** Number of Issues Published Annually: **12** Annual Subscription Price: **\$19.97**

231. Publication Title: **ELECTRONICS NOW** Issue Date: **JUNE 1996**

232. Issue Frequency: **12** Number of Issues Published Annually: **12** Annual Subscription Price: **\$19.97**

233. Publication Title: **HERBERT** Issue Date: **10/2/96**

234. Issue Frequency: **12** Number of Issues Published Annually: **12** Annual Subscription Price: **\$19.97**

235. Publication Title: **ELECTRONICS NOW** Issue Date: **JUNE 1996**

236. Issue Frequency: **12** Number of Issues Published Annually: **12** Annual Subscription Price: **\$19.97**

237. Publication Title: **HERBERT** Issue Date: **10/2/96**

238. Issue Frequency: **12** Number of Issues Published Annually: **12** Annual Subscription Price: **\$19.97**

239. Publication Title: **ELECTRONICS NOW** Issue Date: **JUNE 1996**

240. Issue Frequency: **12** Number of Issues Published Annually: **12** Annual Subscription Price: **\$19.97**

241. Publication Title: **HERBERT** Issue Date: **10/2/96**

242. Issue Frequency: **12** Number of Issues Published Annually: **12** Annual Subscription Price: **\$19.97**

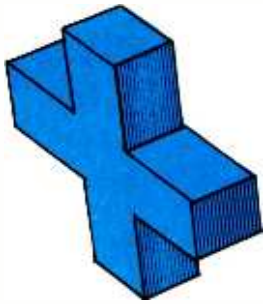
243. Publication Title: **ELECTRONICS NOW** Issue Date: **JUNE 1996**

244. Issue Frequency: **12** Number of Issues Published Annually: **12** Annual Subscription Price: **\$19.97**

245. Publication Title: **HERBERT** Issue Date: **10/2/96**

246. Issue Frequency: **12** Number of Issues Published Annually: **12** Annual Subscription Price: **\$19.97**

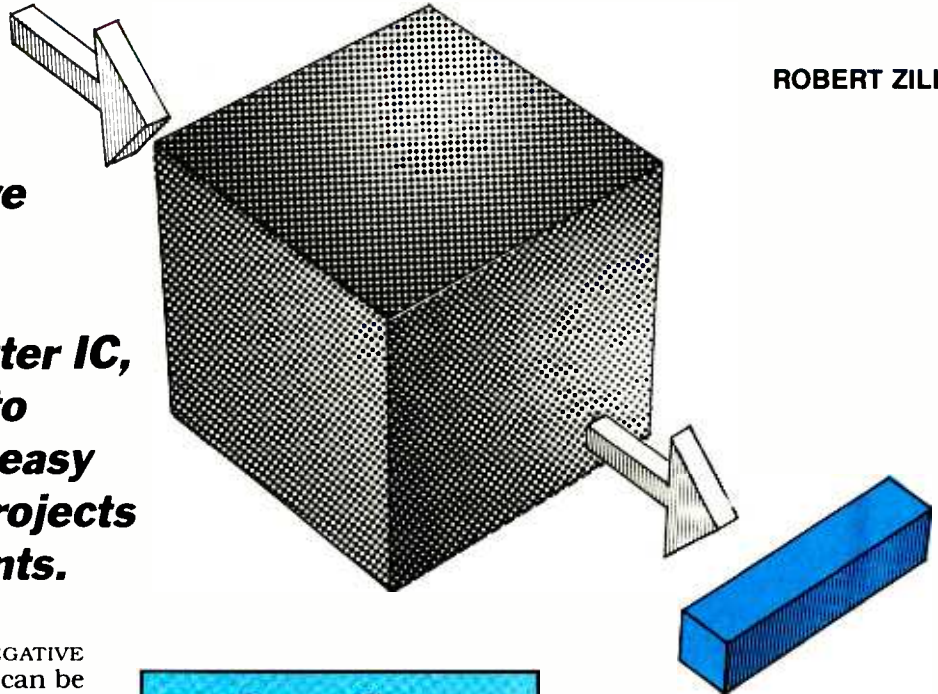
247



BUILD THIS Negative Voltage Converter

ROBERT ZILLER

Build a negative voltage supply from a CMOS voltage converter IC, and obtain up to -12 volts the easy way for your projects and experiments.



THE REQUIREMENT FOR NEGATIVE voltage in some projects can be annoying because it adds components that you'd like to avoid. In personal computers, for example, there might be a requirement for 20 amperes of +5 volts, but only 0.3 amperes of -5 volts, and a similar relationship holds for many electronic projects. The positive supply powers the digital and analog circuitry, but typically only a few negative milliamperes are needed to power operational amplifiers, digital-to-analog converters, or RS-232C interfaces.

The charge pump

A simple method for obtaining negative voltages is with the charge pump or negative voltage converter, diagrammed in Fig. 1. Capacitor C1 charges to the input voltage during the half cycle when switches S1 and S3 are closed. (Switches S2 and S4 are open during that half cycle.) During the second half cycle, switches S2 and S4 are closed and switches S1 and S3 are open. Charge is then trans-

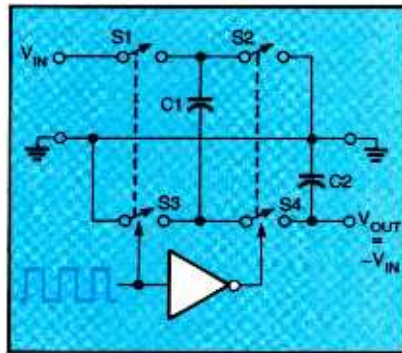


FIG. 1—SIMPLIFIED DIAGRAM OF A CHARGE PUMP that functions as a negative voltage converter.

ferred from C1 to C2 through ten charging (pumping) cycles until the voltage on C2 reaches a negative voltage value equal to the positive input voltage value.

Monolithic charge pumps

The 7660 industry standard monolithic CMOS voltage converter includes the components needed to make a discrete charge pump, saving board space and construction time. It offers an output of -5 volts from a +5-volt source. These

devices are still available, but they are not recommended for new designs. The 7660 has been superseded by the improved 7660—the ICL7660S CMOS super voltage converter made by Harris Semiconductor. It can provide negative voltages for an input range of 1.5 to 12 volts.

Figure 2 applies to both versions except that the RC oscillator of the ICL7660S has a boost pin for higher switching efficiency. Both contain a series DC power supply regulator, an RC oscillator, a voltage-level translator, and four output power MOS switches. Switch S1 is a P-channel device, and switches S2, S3, and S4 are N-channel devices. A logic network senses the most negative voltage in the device and ensures that the output N-channel MOS switch source substrate junctions are not forward biased. This feature prevents

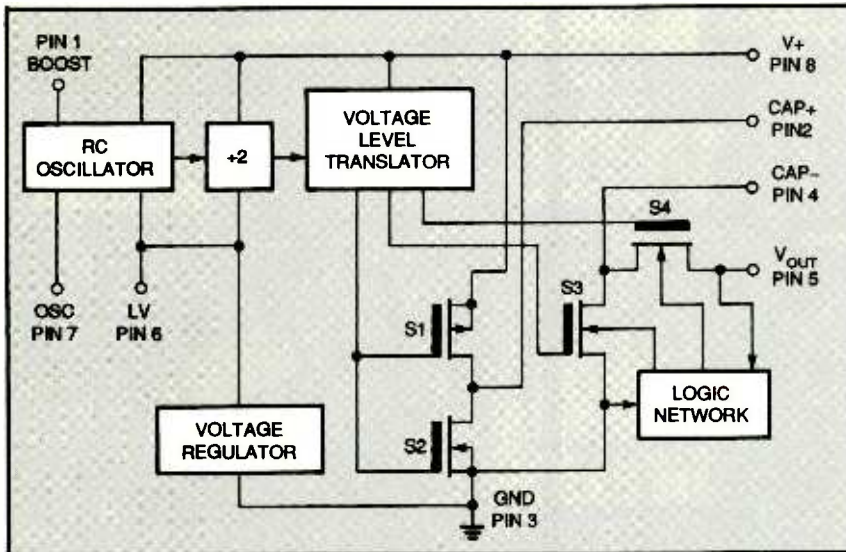


FIG. 2—BLOCK DIAGRAM FOR 7660-type CMOS voltage converters. Pin 1 in the 7006 is NC, but in the ICL7660S it is the BOOST pin for increasing switching frequency.

latchup. The RC oscillators of both versions, when unloaded, oscillate at a nominal frequency of about 10 kHz when the input supply is 5 volts.

The ICL7660S converts positive to negative voltage for an input range of +1.5 volts to +12 volts. This conversion produces negative output voltages of -1.5 volts to -12.0 volts. Only two non-critical external capacitors are needed for the charge pump and charge reservoir. These can be 10 μ F aluminum electrolytic capacitors. Both 7660s can also function as voltage doublers, and the ICL7660S will generate output voltages up to +22.8 volts with a +12-volt input. Both versions can approach 100% conversion efficiency.

Putting it to work

Looking back at Fig. 1, when the 7660 is connected to a load, the load takes some of the charge from capacitor C2 which is partially replaced by capacitor C1. This replacement action re-

PARTS LIST

IC1—ICL7660S CMOS monolithic voltage converter, integrated circuit
 C1, C2—10 μ F, 35 WVDC electrolytic capacitor
 Wire, solder, circuit-board materials, etc.

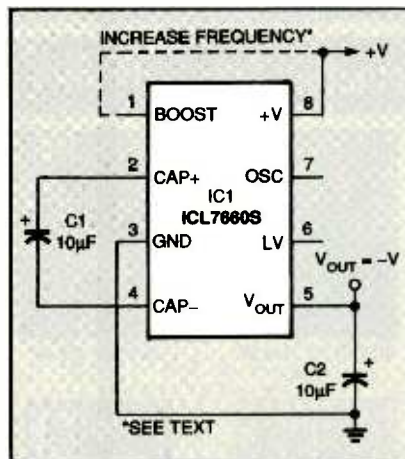


FIG. 3—SIMPLE NEGATIVE voltage converter circuit with its external capacitors. Negative voltage up to -12 volts can be obtained from output pin 8.

sults in voltage ripple at the switching frequency and a slightly reduced output negative voltage. If this ripple will create problems in the host circuit, the output of the 7660 can be connected to a voltage regulator or larger capacitors. Because the output of a 7660 is unregulated, a +5-volt input will produce only about a -4.5-volt output into a 10 milliamperere load.

Figure 3 is a simple charge pump schematic based on the ICL7660S. Capacitors C1 and C2 have values of 10 μ F. This three-component circuit is as simple as a standard IC voltage regulator circuit, and a lot simpler than a full-fledged negative

power supply.

The 10-kHz frequency of the 7660S can be increased 3.5 times by tying BOOST pin 1 to +V (pin 8). It can be lowered by adding an external capacitor to the osc terminal. The oscillator frequency can also be increased by overdriving it from an external clock. Refer to the manufacturer's data sheet to find out how to do this. The low voltage LV terminal can be tied to ground to bypass the internal series regulator to improve low-voltage operation. At medium to high voltages (+3.5 to +12.0 volts) the LV pin is left floating to prevent latchup.

Do's and don'ts

Here are some recommendations to assure that your negative voltage converter works correctly:

1. Do not connect the LV pin 6 to ground for supply voltages greater than 3.5 volts.
2. Do not short circuit the output to the +V supply for supply voltages greater than 5.5 volts for extended periods.
3. When using polarized capacitors, the + terminal of C1 must be connected to pin 2 of the 7660, and the + terminal of C2 must be connected to ground.
4. Do not allow the output at pin 5 to go more positive than GROUND pin 3 or the device will latch up. A 1N914 or equivalent silicon diode in parallel with C2 will prevent latchup under these conditions. Connect the anode to output (V_{OUT}) pin 5 and the cathode to LV pin 6. Ω





The leading source of information for electronics hobbyists for over 30 years!

					
0112738-XX \$45.00 Hardcover/Counts as 2	024247X \$49.00	0157537-XX \$44.95 Counts as 2	1573119 \$19.95	0380899-XX \$60.00 Hardcover/Counts as 2	046439Z \$13.95
					
0487375 \$24.95	0501149 \$26.95	0582165 \$19.95	0673764-XX \$54.95 Hardcover/Counts as 2	0634955 \$11.95	073092X \$19.95
					
0717753 \$19.95	1570519 \$17.95	1571469 \$18.95	1575472 \$27.95	1561579 \$17.95	0376581-XX \$39.50 Hardcover/Counts as 2

As a member of the ELECTRONICS BOOK CLUB® you'll enjoy receiving Club bulletins every 3-4 weeks containing exciting offers on the latest books in the field at savings of up to 50% off the regular publishers' prices. If you want the Main selection, do nothing and it will be shipped automatically. If you want another book, or no book at all, simply return the reply form to us by the date specified. You'll have at least 10 days to decide. If you ever receive a book you don't want due to late delivery of the bulletin, you can return it at our expense. Your only obligation is to purchase 3 more books during the next 12 months, after which you may cancel your membership at any time. And you'll be eligible for FREE BOOKS through our Bonus book Program.

A shipping/handling charge and sales tax will be added to all orders. All books are softcover unless otherwise noted. If you select a book that counts as 2 choices, write the book number in one box and XX in the next. (Publishers' prices shown) ©1996 EBC

PHONE: 1-614-759-3666 (8:30 a.m. to 5:00 p.m. EST Monday-Friday) **FAX:** 1-614-759-3749 (24 hours a day, 7 days a week)

Electronics Now, January 1997

5 BOOKS FOR ONLY \$4.95

VALUES TO \$223.80



0707618 \$19.95



1577564 \$22.95



0304084-XX \$24.95
Counts as 2



049706H \$29.95



0650780 \$24.95



5869179 \$12.95



9122264-XX \$39.95
Counts as 2



1574875 \$19.95



0155593 \$22.95



9119018-XX \$32.95
Hardcover/Counts as 2



0156786 \$24.95




1576568 \$21.95



0241996 \$44.95
Hardcover



0303932 \$17.95



0236135-XX \$40.00
Hardcover/Counts as 2



0196230 \$39.95
Hardcover




0305226-XX \$34.95
Hardcover/Counts as 2



0350787 \$44.95



0443017 \$50.00



0375178-XX \$39.50
Hardcover/Counts as 2



0305285 \$39.95



5871491 \$19.95



0044392 \$12.95



1577262 \$21.95

Electronics Book Club®

A Division of The McGraw-Hill Companies,
P.O. Box 549, Blacklick, OH 43004-9918

YES! Please send me the books listed below, billing me just \$4.95 plus shipping/handling & tax. Enroll me as a member of the **Electronics Book Club®** according to the terms outlined in this ad. If not satisfied, I may return the books within 10 days without obligation and have my membership cancelled.

--	--	--	--	--	--	--	--	--	--

If you select a book that counts as 2 choices, write the book number in one box and XX in the next.

Signature _____

(required on all orders)

Address/Apt. # _____

City/State _____

Zip _____ Phone _____

Valid for new members only, subject to acceptance by EBC. U.S. orders are shipped 4th Class Book Post. Canada must remit in U.S. fund, drawn on U.S. banks. Applicants outside the U.S. and Canada will receive special ordering instructions. Publishers' prices shown. A shipping/handling charge & sales tax will be added to all orders.

RE197

WAYNE WHITWORTH

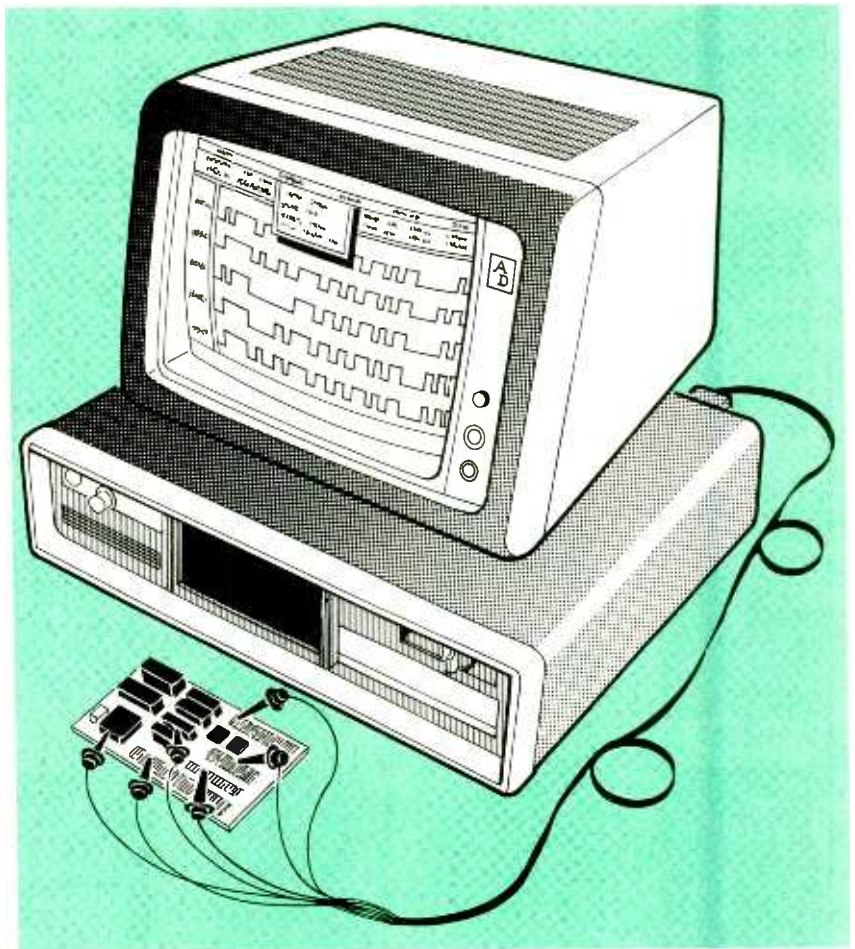
Soon after the first appearance of digital-logic circuits, it was found that the more complex a circuit design was, the more difficult it became to troubleshoot that circuit from both an engineer's and a repair technician's point of view. Always the inventor of tools to wield, Man soon solved that predicament by developing the right tool for the job: the logic analyzer.

Logic analyzers capture and display digital waveforms produced by modems, serial ports, remote controls, microprocessors, and other digital circuitry. Unfortunately, like most pieces of useful test equipment, a decent logic analyzer can be quite expensive. Let's take a closer look at logic analyzers and how they work. With that knowledge, we should be able to design a low-cost analyzer that we can easily build.

How They Work. A logic analyzer is very much like a multi-channel storage oscilloscope. The big difference is that it only understands two types of input voltages: on and off, or in binary language, one and zero.

The secret of a logic analyzer's success is in its ability to record the exact time those ones and zeros change. What's interesting is that while the signals we are interested in are digital, their timing is somewhat analog in nature; we need to digitize the timing of a digital circuit. That is done by reading the state of a digital signal we're interested in at a set time interval. Any changes in the digital signal won't be recorded until the next time interval. If you want to increase a logic analyzer's timing accuracy, you have to increase the number of samples per second the analyzer takes. Better analyzers can record more samples per second.

Recording, or "sampling", the digital data begins with some sort of triggering condition. That can be anything from a complex combination of signals on the monitored input channels to a simple pushbutton that you press. The state of each input channel is read and stored at repeating time intervals until a set number of samples has been taken or the analyzer has run out of storage space for the data. That data is then displayed



BUILD A FIVE-CHANNEL LOGIC ANALYZER FOR \$50.00

Your latest digital circuit is perfect on paper and in the simulator software, but the actual prototype doesn't work as it should. Don't despair—our low-cost logic analyzer will come to the rescue!

as a logic state on the vertical axis, and time on the horizontal axis.

Design. When reduced to their basics, logic analyzers are very simple

devices. The two main concerns in designing one are a stable and accurate clock to control the sampling rate, and suitable memory to store the collected data. With what we now

know about logic analyzers. Let's see if we can design an analyzer that has several input channels, a decent sampling rate, and is lower in cost than units already on the market.

If we can find a device that already has some of the features of a logic analyzer, we can base our design around it rather than trying to build a complete analyzer from the ground up. Since an analyzer stores and displays digital information, we don't have to look any further than the IBM-compatible computer sitting on our desktop. We can use the printer port to get data into the computer. Even the most basic type of printer port has five input pins for reading status information from the printer, so we can create an interface that will read five input channels. Another trick we can use to help keep the cost of the project down is to power the interface circuit from the printer port itself. We can take all of the unused output pins and set them to a logic "high" state. Those pins will be supplying a positive voltage which can be tied together to form a power supply. Since the output pins are only TTL compatible, the supply voltage will not be a full 5 volts. In fact, the supply voltage is not really guaranteed to be much over 2.4 volts (the minimum guaranteed voltage for a high TTL-logic output), although the voltage level is usually a bit higher than the minimum. We can compensate for that by using a CMOS logic family for the interface circuit that both runs on a supply voltage as low as 2 volts and has TTL-compatible inputs and outputs at those lower supply voltages.

So far, we've got the makings of a logic analyzer that's low-cost (at least for the interface) and capable of multiple input channels (five to be exact). The difficulty in using a PC as a logic analyzer is in achieving a decent and stable sampling rate. Different models of PCs run at different clock speeds, and even their internal clock/calendar chips differ between computer manufacturers. To get around that, a crystal-controlled time base on the interface board can be used to generate a stable signal that the software can read. That lets the software calibrate itself to different computers. The result is greater accuracy and reliability for the logic analyzer, as well as the flexibility to run on computers of

different capabilities using the same hardware and software.

Since the logic analyzer is being designed around an IBM or compatible computer, the user interface, logic display, and many other functions are run by software. The program has been posted on the **Electronics Now** ftp site (<ftp://ftp.gernsback.com/pub/EN/logprobe.zip>).

Circuit Description. A complete schematic of the interface module appears in Fig. 1. All IBM-compatible printer ports have a data ready signal on pin 1, and data outputs on pins 2 through 9, and printer status inputs on pins 10, 11, 12, 13, and 15. Output pins 2-6 are set high by the software when it is first loaded. Those pins are connected to resistor network RN1. The resistor network and filter capacitor C1 generate the supply voltage for the interface circuit.

The time base consists of IC1 (a CMOS 14-stage oscillator and divider), C2, C3, XTAL1, and R1. When the software first initializes, pin 12 (reset) of IC1 is set low. That enables the oscillator and produces a 4950-Hz squarewave on pin 15. That squarewave is routed to pin 12 of the printer port (PL1) through D2 and one of the inverter gates in IC2. The squarewave is used as a time base by the software to figure out what the sample rate should be, based on how fast the computer is able to execute instructions.

The rest of the components surrounding the squarewave path (D1, D2, RN2-a and R2) serve as a switch to select either the time-base squarewave while initializing, or the input signal from the input probe labeled "GRN" during normal operation. When the software is initializing itself, pin 8 of PL1 is set low. The resulting

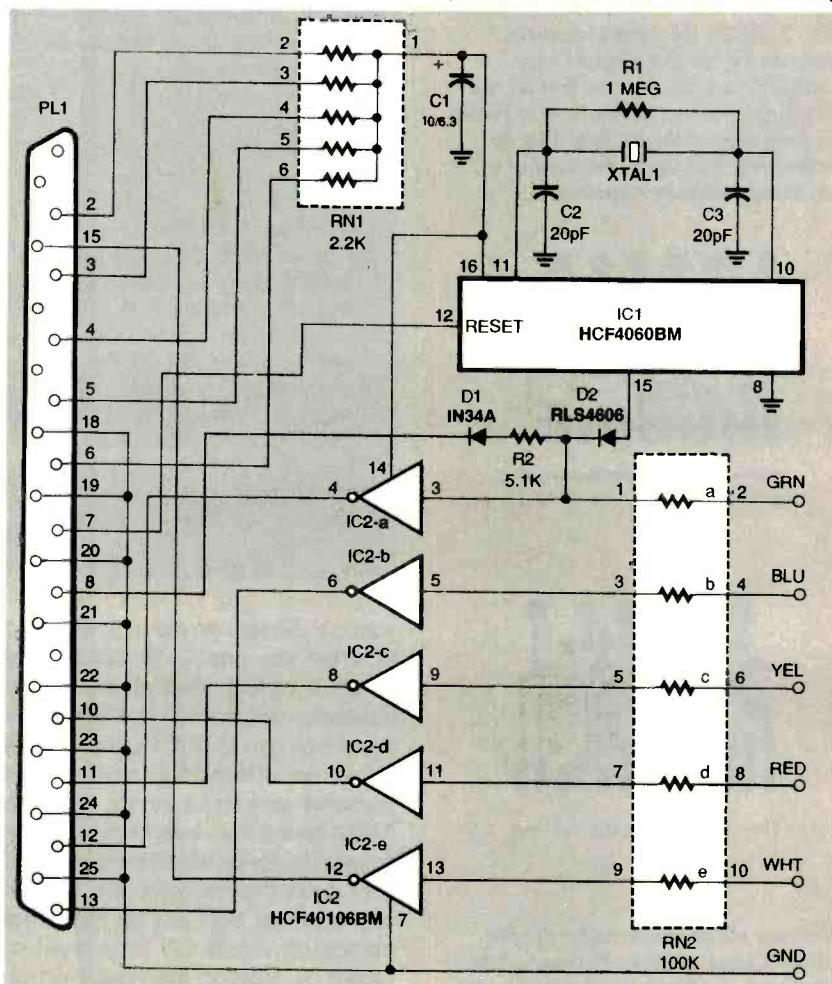
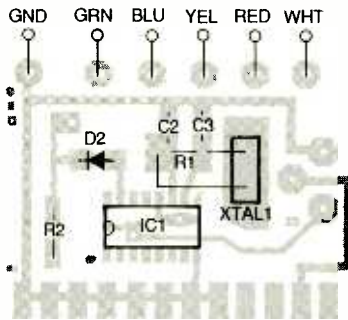
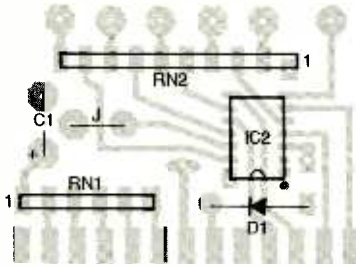


Fig. 1. The interface circuit for the five-channel logic analyzer is very simple. Low-power CMOS technology allows the printer port itself to power the circuit. An on-board time-base circuit lets the interface work with any speed IBM or compatible computer with the same level of accuracy.

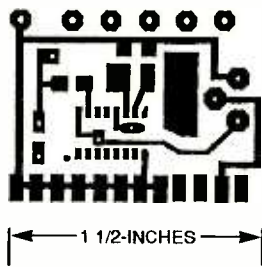


A

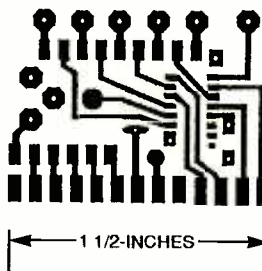


B

Fig. 2. Here's the parts-placement diagram for the five-channel logic analyzer's top side (A) and bottom side (B). Surface mount components mounted on both sides of the PC board let the entire project fit inside the hood of a 25-pin D-subminiature connector.



A



B

Here are the foil patterns for the five-channel logic analyzer. Because of the small size, be careful when aligning the top side (A) and bottom side (B) patterns. The circuit board should be cut small enough to fit into a 25-pin connector hood.

PARTS LIST FOR THE FIVE-CHANNEL LOGIC ANALYZER

SEMICONDUCTORS

- D1—1N34A diode
- D2—RLS4606 diode, surface-mount
- IC1—HCF4060BM CMOS 14-stage oscillator-divider, surface-mount
- IC2—HCF40106BM, CMOS hex Schmitt Trigger, surface-mount

RESISTORS

- (All resistors are 1/8-watt, 10%, units.)
- R1—1-megohm, surface-mount
 - R2—5100-ohm, surface-mount
 - RN1—2200-ohm × 5, bused, SIP resistor network
 - RN2—100,000-ohm × 5, isolated, SIP resistor network

CAPACITORS

- C1—10- μ F, 6.3-WVDC, tantalum
- C2, C3—20-pF, surface-mount

ADDITIONAL PARTS AND MATERIALS

- XTAL1—5.0688-MHz parallel-resonant crystal, HC-49US case
- PL1—25-pin male D-type connector
- TT-series hood for PL1, 6-conductor cable, test clips

Note: The following items are available from: American MicroTech, Inc., P.O. Box 8304, Fort Wayne, IN 46825, Tel: 219-482-3896: Double-sided PC board \$15.00; test clips & cable \$20.00; remaining parts \$15.00; complete parts kit: \$50.00; fully assembled unit \$65.00. No shipping charges within USA. IN residents must add sales tax. Fully assembled unit includes current version of LOGIC PROBE program provided on disk, software updates, and technical support.

voltage divider formed by RN2-a and R2 attenuate any "GRN" input signal at pin 3 of IC2. Since there are no resistors in the path of the time-base signal from pin 15 of IC1 to the input of IC2-a, no attenuation occurs. That prevents any input signal from the "GRN" probe from interfering with the time-base signal. When the logic analyzer is running normally, pins 7 and 8 of the printer port are set high. That operation resets IC1 and reverse-biases D1. Holding the reset high on IC1 disables the time-base oscillator, which sets pin 15 of IC1 low. When D1 is reverse biased, the voltage divider formed by R2 and RN2-a is disabled.

That allows any signal from the "GRN" input probe to be routed to the printer port.

Some of the printer-status inputs on the printer port are edge triggered while others are level triggered. That would normally result in uneven trigger thresholds among the five channels. Schmitt trigger IC2 is placed in the path of the input signals to eliminate those uneven trigger thresholds; it also removes noise and provides protection to the printer-port circuitry. Resistor network RN2 and the internal clamping diodes of IC2 protect the interface circuit and the printer port from transient voltages as large as 75 volts.

Building The Logic Analyzer. By using surface-mount components, the interface circuit can be made small enough to fit in the connector housing for PL1. The interface circuit can be built in less than an hour. However, the surface-mount components require a good eye and a steady hand to solder properly.

Refer to Fig. 2 for component locations on the top side (A) and bottom side (B) of the circuit board. Use a low wattage soldering iron (about 25 watts) and a fine tip to solder the parts.

Start by soldering the DB-25 connector to the edge of the circuit board. Align the connector pins to the pads on the circuit board carefully. There are 12 pins on the top side of the board and 13 pins on the bottom. If you don't have a suitable vice in which to clamp the circuit board during soldering, you can use the flanges at the end of the connector to hold the circuit board in place while soldering the remaining parts to the board. One way to do that is by using needle-nose pliers with a rubber band stretched over the hand grips to hold the connector in place. That way, the needle-nose pliers act like spring-loaded clamps.

After the PC board is soldered to the connector, solder IC1 to the top side and IC2 to the bottom side of the circuit board. Double check the orientation of those polarized components before you solder them to the circuit board. Pin 1 on IC1 and IC2 is located at the far left side of the IC with its beveled edge facing you. Solder D1

(Continued on page 54)



AIR TRAFFIC MANAGEMENT MOVES INTO THE 21ST CENTURY

Learn about the major changes in concepts and technology that will soon make flying safer and more economical.

BILL SIURU

By the year 2005, the number of commercial passengers flying in the U.S. will increase by almost 45%—from about 625 to some 900 million annually. To meet that increased demand, as well as to modernize equipment that often dates back to the 1960s and, in some cases, even the 1950s, the Federal Aviation Administration (FAA) will be making major changes in the Air Traffic Management system.

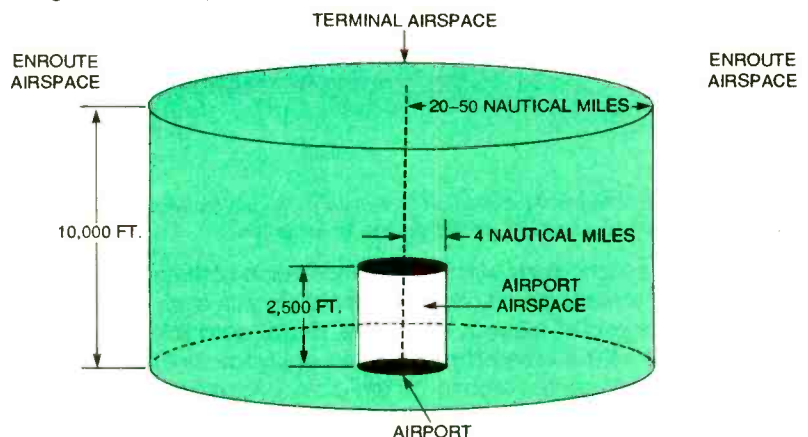
The Air Traffic Management (ATM) system is designed to ensure the safe and efficient flight of aircraft flying under instrument flight rules (IFR). It is responsible for the aircraft's safety from takeoff to landing. That responsibility is divided into three controlled airspaces—airport, terminal, and en route (see Fig. 1). At the busiest airports, the airport airspace as well as the airport's surface traffic is supervised by the control tower. Beyond the airport airspace, while flying in terminal airspace, aircraft are supervised by Terminal Radar Approach Control (TRACON). The en route airspace, where aircraft spend most of their flying time, is supervised by an Air Route

Traffic Control Center (ARTCC). ATM modernization will affect all aspects of the IFR flight—communications, navigation, surveillance and ATM automation.

Communications. Currently, air-ground communications uses mostly voice on the VHF and HF bands, and is pretty much limited to flight-plan changes, aircraft separation and se-

quence instructions, weather, and advisories on other aircraft flying under visual flight rules (VFR) in the area. Communications between adjacent air-traffic service locations is by land-line (telephone) using voice and a limited amount of data transmission.

One example of modernization already underway is the Voice Switching and Control System (VSCS) to replace 1950s electromechanical



NOTE: RADIUS AND ALTITUDES ARE TYPICAL

Fig. 1. The airspace over the U.S. is divided into three regions—airport, terminal, and en route. Most of an aircraft's flight occurs in the en route region.

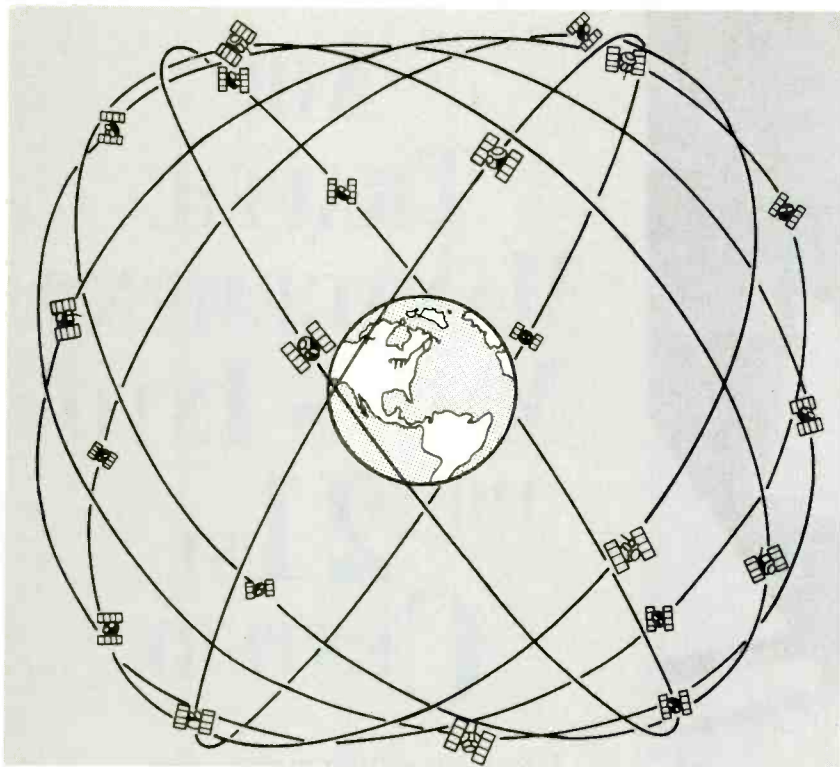


Fig. 2. Each of the 24 GPS satellite are placed in an orbit where they circle the earth every 12 hours. Four GPS satellites are located in each of six orbital planes inclined at 55 degrees to the equator.

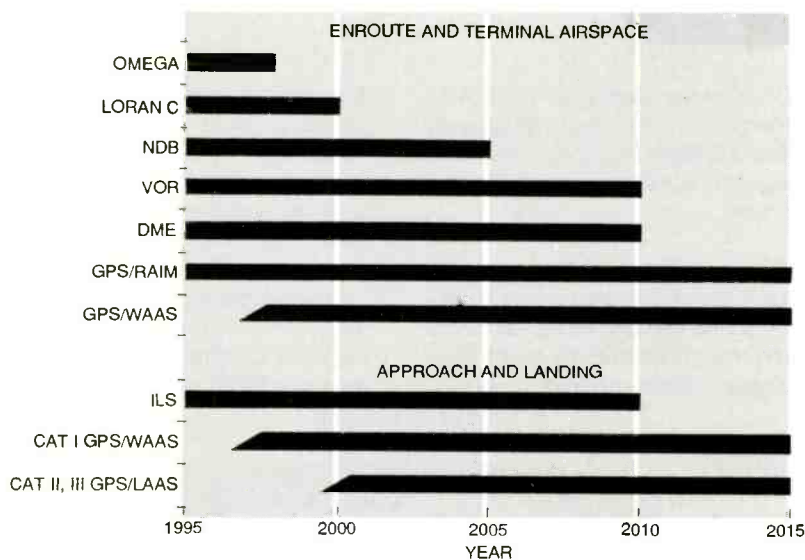


Fig. 3. This chart illustrates the transition from traditional navigational systems such as Loran C to ones based on GPS and other new technologies.

and vacuum-tube technology with fiber-optics, touch screens, and digital electronics. By the end of this year, a total of 21 VSCS will be installed at ATC (air-traffic control) centers around the country. VSCS virtually eliminates delays and allows controllers to adjust their communications system to meet the changing traffic volume, weather conditions, and workload.

Since voice communications is not compatible with automated ATM systems, digital data links that let computers easily talk to other computers are a must. For example, future communications will also take place using two-way, high-speed Gatelink data communications links while a plane is parked on the ground, and communication satellites while in the air.

Voice communications will still be available for backup and for emergencies and problem resolution.

Navigation. Over the next few years, systems such as Omega, Loran C, NDB (non-directional beacons), VOR-DME (VHF omnidirectional range distance-measuring equipment), and ILS (instrument-landing systems) so familiar to pilots will be retired (see Fig. 3). Thousands of those ground-based systems, some dating back a half century, will be replaced by Global Positioning System (GPS) navigation satellites, communication satellites, and far fewer ground sites.

Radio navigation requires four qualities—accuracy, integrity, availability, and continuity of service. *Accuracy*, expressed in statistical terms such as 100 meters 95% of the time, indicates the maximum difference between the estimated and actual position. *Integrity* refers to the ability to provide a timely warning when the GPS signal is not accurate and should not be used. *Availability* means there is a sufficient number of GPS signals for accurate position determination. *Continuity of service* is the ability to provide enough GPS signals over a specified period of time without interruption.

Civilian GPS users can pinpoint their location with an accuracy of 100 meters horizontally and 156 meters vertically 95% of the time. In most cases that is not quite sufficient for aviation and must be augmented by other techniques. The increased accuracy available to the military—22 meters horizontally and 28 meters vertically with 95% confidence—is not available to civilian users since the U.S. logically wants to deny that accuracy to an enemy.

The 24 Global Position System satellites (see Fig. 2) represent just the first phase of the Global Navigation Satellite System (GNSS), an international system that will also include 24 Russian navigation satellites, known as the GLONASS series. With 19 of the satellites already launched at the time this was written, that 24-satellite constellation should be complete shortly.

Because of low traffic density on routes over the Atlantic and Pacific oceans, the information from the basic Global Positioning system only requires augmentation with Receiver

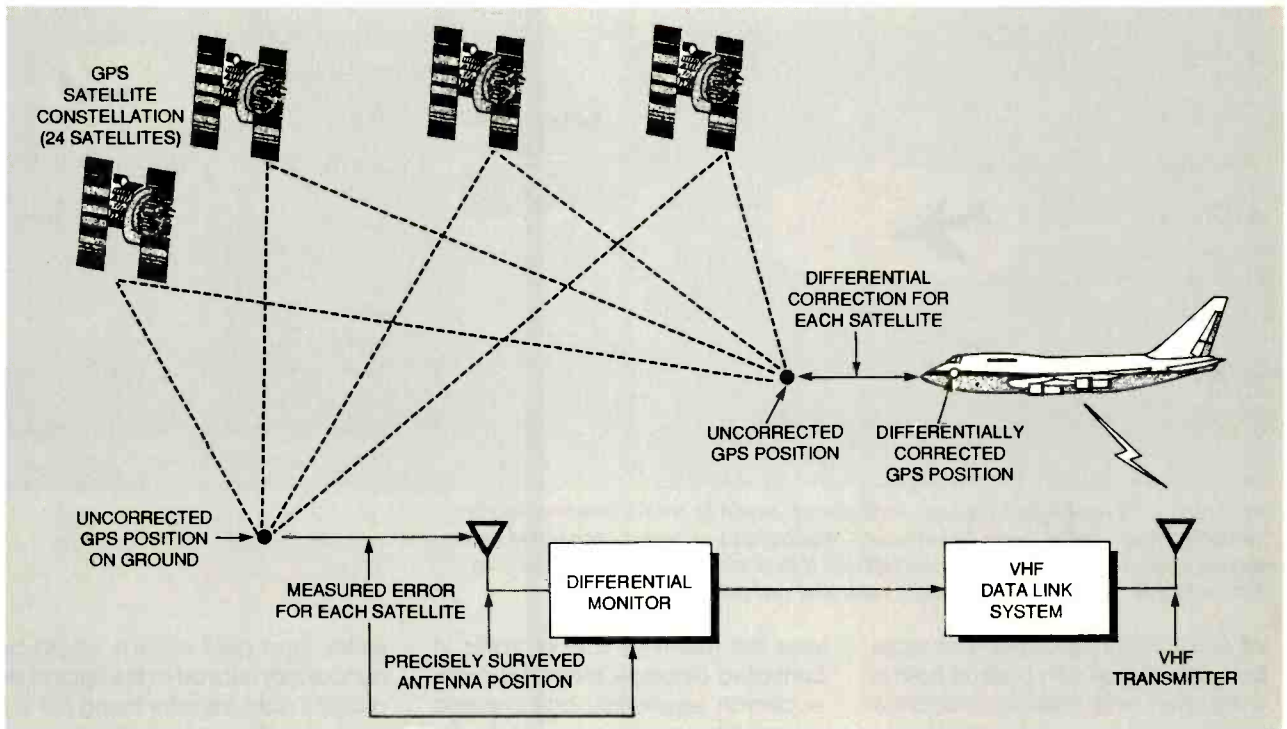


Fig. 4. The differential GPS correction is computed from signals received by a precisely located ground receiver and then transmitted to the aircraft so the same correction can be made there as well.

Autonomous Integrity Monitoring (RAIM), which is incorporated into the aircraft's GPS receiver. By continuously monitoring the integrity of the received GPS signals, RAIM informs the flight crew as to whether or not they can rely on the GPS signal. With the forecasted wide-spread use of GPS, the U.S. plans to discontinue supporting the ground-based Omega and Loran C radio navigation systems.

The much higher traffic density in the en route and terminal airspace over the U.S. mainland requires greater capability than provided by GPS/RAIM. That requirement will be fulfilled by the Wide Area Augmentation System (WAAS), which will use 20–30 ground stations, GPS, and several communication satellites in geostationary orbit. The ground sites will monitor the radio navigation signals transmitted by GPS, and that data will be relayed to an aircraft via a communications satellite. When in operation in late 1997 or early 1998, WAAS coverage will extend over the entire U.S., as well as the U.S.-managed airspace over the Atlantic and Pacific oceans. Current plans call for an eventual phase out of non-directional beacons and VHF omnidirectional range distance-measuring equipment ground sites now in use.

WAAS will also be used for non-precision and Category I (more on that in a moment) ILS approaches and landings, starting at some airports in late 1997 or early 1998. One of the most challenging tasks for GPS will be using it during precision approaches and landings under poor visibility conditions.

There are three categories of precision landings—Category I, II and III—each with decreasing visibility and thus tighter requirements on accuracy. Precision approaches now use a three-dimensional (horizontal and vertical) glide path provided by an ILS. That enables the aircraft both to align itself with a runway and to fly along a 3-degree glide path with respect to the runway surface.

A second GPS-based system, Local Area Augmentation System (LAAS) will be used for Category I approaches at a few airports without WAAS coverage. More significant, LAAS will replace ILS for Category II and III precision approaches, and thus ILS could be entirely gone by 2010.

The disadvantage of LAAS over WAAS is that LAAS provides coverage in the airspace only in the immediate vicinity of a single airport. That means far more ground sites, so LAAS is more expensive to build and operate. While

LAAS performs with the same level of capability as ILS, a single LAAS can provide assistance for several runways at an airport. An ILS has to be placed at the end of each runway.

While the basic civil version of GPS has sufficient accuracy for en route and terminal airspace navigation, it is not sufficiently accurate for precision approaches and landings. Therefore Differential GPS has been developed to increase accuracies to about one meter.

Differential GPS (see Fig. 4) uses a ground receiver whose fixed location is precisely known. That ground unit receives the radio navigation signals from the same GPS satellites as the aircraft. Since that ground receiver's location is precisely known, the difference, or correction, between the exact location and the location computed from GPS signals can be determined. That correction is instantaneously transmitted to the aircraft so the same correction can be made aboard it.

Surveillance. While control-tower personnel usually observe the aircraft they are controlling, at the busier airports they also have radar displays for poor visibility conditions. Controllers manage both the minimum horizon-




Fig. 5. In the "Free Flight" concept, each aircraft would fly within zones—a smaller "protected zone" and a larger "alert zone." An aircraft's protected zone would never meet the protected zone of another aircraft and if their alert zones make contact, an alert calling for action by the air-traffic controller and pilot is signaled.

tal and vertical separation distances between aircraft with backup from a traffic alert and collision avoidance system found now on virtually all carrier aircraft. TRACONS (terminal radar-approach control) or ARTCCs (air-route traffic control center) currently use a combination of primary and secondary radars to locate and track aircraft flying IFR in terminal and en route airspace. Primary radars, also called search radars, use passive electromagnetic reflections from the aircraft to monitor their location in a horizontal plane. Secondary radars actively interrogate aircraft equipped with beacon transponders to determine their horizontal position as well as their altitude and identity.

By the turn of the century, primary radars used to keep track of aircraft in en route will be phased out and their function replaced by Automatic Dependent Surveillance (ADS). By 2011, ADS will provide aircraft position data now provided by both primary and secondary radars in en route and terminal airspace. Rather than being tracked by ground-based radar, with ADS, each aircraft's navigation system transmits its position determined from the GPS every few seconds via a digital data link to the appropriate ATC facility. Terminal primary radars and all secondary radars would still be retained as a backup to ADS.

ATM Automation. The ATM mission consists of tactical air-traffic control and strategic traffic-flow management (TFM). Air-traffic control super-

vises the real-time flow of traffic in controlled airspace, maintains proper aircraft separation, and prevents aircraft from crashing into obstacles or the ground. Traffic-flow management is responsible for the optimal, smooth flow of all IFR air traffic around major airports and in high-density controlled airspace. The ATC System Command Center (ATCSCC) located near Washington, D.C. manages the overall flow of IFR aircraft over the continental U.S.

By 2011 the FAA will have upgraded or replaced the existing ATM software, automation equipment, and displays throughout the entire system, including ARTCCs, TRACONS, and the ATCSCC. Automation is required to handle the huge increase in air traffic while maintaining, or, hopefully, improving safety. Automation coupled with data-link communications will also allow a "control by exception" philosophy. Controllers would take action only if an aircraft is in conflict with another aircraft, diverting from its flight plan, or in emergency and abnormal situations. Otherwise, routine flights will occur automatically with little input from controllers. Control by exception is the basis of the "Free Flight" concept, which we will discuss in a moment.

One example of future automation is where crews could monitor the weather continually on cockpit displays while en route. The weather data from the National Weather Service and the FAA from ground-based observations, weather radars and sat-

ellites, and pilot reports would be periodically relayed to the aircraft via a digital data link after being put in a easily used format to be displayed on a graphic cockpit display.

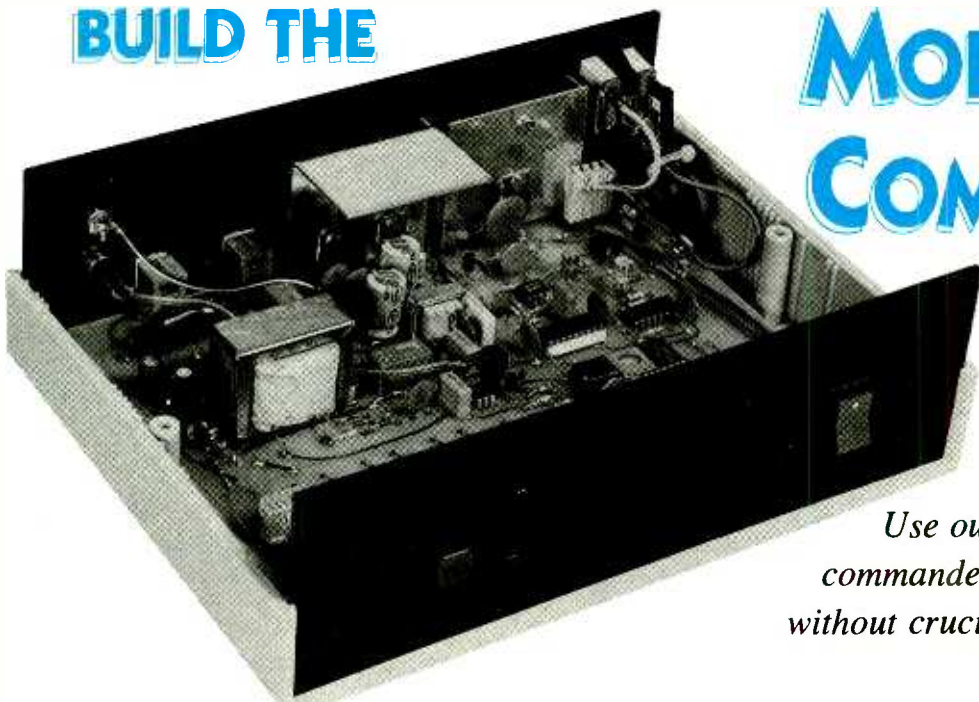
Free Flight. Most air traffic in the U.S. is general-aviation aircraft flying VFR below 18,000 feet. They fly wherever and whenever they want, weather permitting, as long as they do not fly into airspace reserved for IFR aircraft or special-use airspace such as that reserved for the military. Free Flight, as being developed by the FAA in collaboration with the airline and aviation communities, means almost as much flexibility for aircraft flying IFR.

With Free Flight, two zones would encircle each IFR aircraft (see Fig. 5). The size would depend on the aircraft's speed and performance, as well as the capability of its onboard CNS (communications, navigation, surveillance) equipment. The greater the capability, the larger the zone. The smaller "protected zone" of one aircraft can never intersect the protected zone of another aircraft. The significantly larger "alert zone" extends beyond the protected zone. Aircraft maneuver at will until one aircraft's alert zone contacts another's alert zone. That sets off a "control-by-exception" situation requiring action such as the air-traffic controller providing one or both pilots with course corrections or restrictions to ensure separation.

Currently, IFR pilots must get pre-ap-
(Continued on page 54)

BUILD THE

MODEM COMMANDER



RAYMOND C. BUCK

Use our remote-booting modem commander to avoid getting caught without crucial data.

Common practice these days is to bring office work home and do it on your PC at night. People often do that by using a floppy disk to transfer files. Unfortunately, even with careful planning, it's easy to forget an important file.

Of course, there are numerous remote-access telecommunications programs that give you the ability to access a computer from another location. However, to do so, you must leave the remote computer turned on all the time, which consumes unnecessary power, and can expose the computer to possible damage from thunderstorms. What is needed, then, is a way to turn the remote computer on when you need access, and automatically shut it off when you're through. And that is exactly what the Modem Commander (ModCom) described in this article does.

With ModCom connected to your computer and a telephone line, you can dial into the unit and enter a four-digit security code. ModCom then turns the computer on, allows time for it to boot, rings the computer's modem, and then connects it to the telephone line. Then normal modem communications can take place. When your communications session terminates, or in the event of an accidental disconnect, the unit automatically shuts the computer off after a preset time. A special bypass switch allows you to keep the attached de-

vice powered continuously, if desired. A set of DIP switches allows you to set a four-digit security code, the number of rings (between 1 and 15) before the unit answers, the ring-burst interval (discussed later), the period of time between disconnect and shutdown, and whether or not you can call back into the computer before it completes its shutdown cycle.

The heart of the ModCom is Motorola's 68705 single-chip microprocessor. The device is readily available, easy to work with, and ideally suited to the type of application described here. Complete and partial kits of parts are available, including preprogrammed microprocessors and PC boards. For those who like to "do it themselves," the program is also available on the Gernsback FTP site (<ftp.gernsback.com/pub/EN>).

Circuit description. As shown in Fig. 1, the circuit consists of three major sections:

- Telephone line interface (left)
- DIP-switch scanning matrix (center)
- Power-line interface (right)

Let's now discuss each of those.

Telephone-line interface. The telephone line is connected to the circuit via jack J4. Optocoupler IC4 detects incoming ring signals, which it passes to IC3-b and IC3-a for conditioning. The signal then feeds the micro-

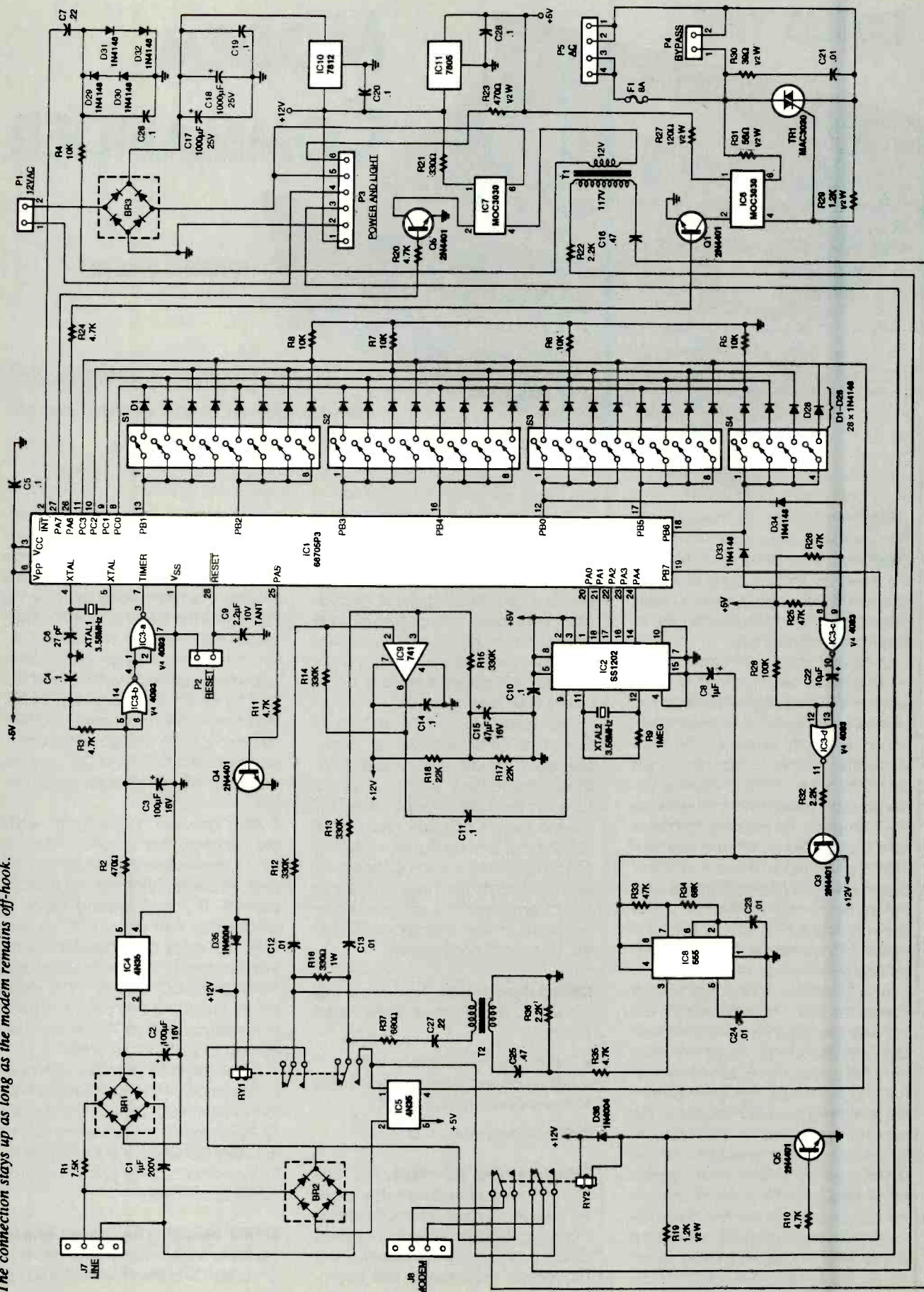
processor's TIMER input. Software configures that input to be an event counter. When the number of rings reaches the preset value, the microprocessor activates relay RY1, placing R16 across the telephone line, which causes the line to be answered. Current then flows through optoisolator IC5, which applies 5 volts to port C3 (pin 11) of IC1. If for any reason the telephone line disconnects, current flow through IC5 will cease, the signal will disappear from port C3, and the ModCom will start the shutdown cycle.

After answering, ModCom waits two seconds, then applies a 650-Hz tone to the telephone line for 1.5 seconds to confirm that the unit has answered. The two-second delay is required by Part 68 of FCC regulations; the delay gives network signaling equipment time to operate. Although ModCom is not FCC registered, including the delay ensures compliance should registration be desired at some future date.

A standard 555 oscillator, IC8, generates the 650-Hz tone, and couples it to the telephone line via transformer T2. Power to the 555 comes by way of transistor Q3, which is in turn driven by IC3-c and IC3-d under microprocessor control.

DTMF decoding and power-line interface. When the line is off-hook, op-amp IC9 buffers the incoming sig-

Fig. 1. Here's the complete schematic of the ModCom. The microprocessor monitors the power line, answers after a number of rings preset by S3, then connects J8 to J7. The connection stays up as long as the modem remains off-hook.



nal, then feeds it to a DTMF (dual-tone multi-frequency) decoder chip, IC2, which in turn feeds decoded digits to the microprocessor. After reading four digits, the microprocessor performs a comparison to see whether they match the codes set by switches S1 and S2. If the digits do not match, the microprocessor watches for four more digits, and another comparison occurs. The cycle repeats until a correct code appears or a 60-second timeout occurs, in which case ModCom disconnects the telephone line and resets to wait for another call.

When a correct security code does appear, port A6 of IC1 (pin 26) goes high, which activates transistor Q1, which in turn activates optocoupler IC6. The optocoupler supplies gate current to Triac TR1, which turns on and applies AC power to plug P5. The remote computer, whose power switch must remain in the on position, plugs into P5 via J6, as shown in Fig. 2. When power is applied to J6, the remote computer powers up and starts its boot process.

After the delay set by S3-b expires, ModCom again applies the 650-Hz tone to the telephone line for 1.5 seconds to alert you that the modem is ready to be connected to the line. If you use manual mode to activate your local modem, you should turn the modem on at this time. After the tone ceases, port A7 goes high, activating IC7 and applying 12 volts to transformer T1. The transformer steps that signal up to approximately 90 volts, which subsequently drives modem jack J8 for 1.5 seconds. That signal in turn triggers the modem into answering, at which point relay RY2 latches, connecting the modem to the telephone line. After another 1.5-second delay, the microprocessor releases RY1, thereby disconnecting the answering and DTMF-decoding circuits. With the modem now connected, current will continue to flow through IC5, which will keep the computer powered up.

From that point on, all ModCom does is monitor the telephone line for a disconnect. It knows the line has been disconnected if loop current ceases to flow through IC5, because, as described above, port C3 of IC1 will go low and the unit will begin the shutdown cycle. When the shutdown period set by S4 has expired, the unit

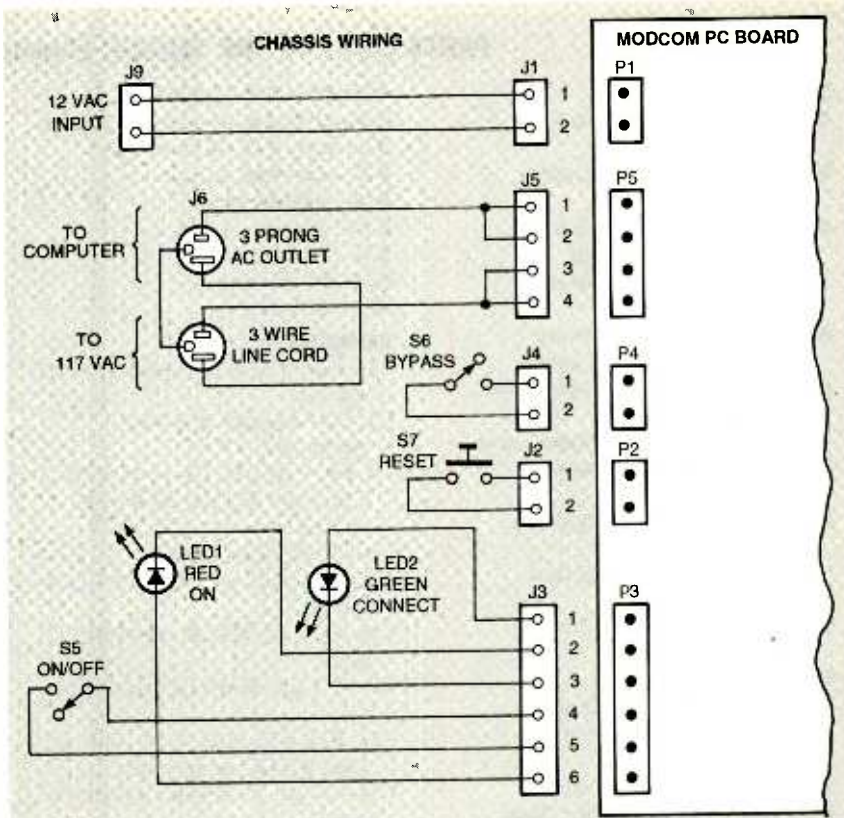


Fig. 2. All front and rear panel controls connect to the PC board via header-pin connectors.

TABLE 1—DIP SWITCH SETTINGS

Switch	Function
S1, low nibble	Security code digit 1 (hex 0-C)
S1, high nibble	Security code digit 2 (hex 0-C)
S2, low nibble	Security code digit 3 (hex 0-C)
S2, high nibble	Security code digit 4 (hex 0-C)
S3, low nibble	Number of rings (1-15) before ModCom answers.
S3, high nibble	Delay from code entry to modem ring. Set in 30-second intervals to five-minute maximum.
S4, bit 1	Whether you can call back into computer before it completes the shutdown cycle (Off=Yes).
S4, bits 2-4	Time from modem disconnect to shutdown, set in one-minute intervals, to seven-minute maximum.

removes AC power from J6, re-initializes all circuits, and then waits to receive the next call.

Most of ModCom's timing functions derive from the 60-Hz power line. Resistor R4, diodes D29-D32, and capacitors C7 and C26 feed the microprocessor's interrupt pin 60 times per second. The software's interrupt service routine increments and decrements certain memory locations to keep track of timing cycles. Since some timing functions need to be precise, ModCom uses a crystal for its primary timebase, instead of operat-

ing in the free-running mode.

Switch settings. DIP switches S1-S4 form a 7x4 matrix that provides 28 discrete positions. Diodes D1-D28 isolate the individual switches from one another. The microprocessor, IC1, scans the keyboard matrix to read the switches in four circumstances:

- 1) Whenever the unit powers up,
- 2) Whenever the unit resets,
- 3) Whenever the telephone line disconnects, and
- 4) Whenever a power-down sequence completes. All timing func-

PARTS LIST FOR THE MODEM COMMANDER

SEMICONDUCTORS

IC1—68705P3S microprocessor, integrated circuit
 IC2—SSI202P DTMF decoder, integrated circuit
 IC3—4093 CMOS quad Schmitt trigger, integrated circuit
 IC4, IC5—4N35 optoisolator, integrated circuit
 IC6—MOC3030 zero-crossing optoisolator, integrated circuit
 IC7—MOC3010 TRIAC optoisolator, integrated circuit
 IC8—LM555 timer, integrated circuit
 IC9—LM741 op-amp, integrated circuit
 IC10—LM7812 12-volt regulator, integrated circuit
 IC11—LM7805 5-volt regulator, integrated circuit
 Q1, Q3—Q6—2N4401 or 2N2222, NPN transistor
 Q2—Not used
 TR1—15-amp, 400-volt Triac, Motorola MAC3030-15 or equivalent
 D1—D34—1N4148 signal diode
 D35, D36—1N4004 rectifier diode
 BR1—BR3—Bridge rectifier, 1.5-amp, 20-volt
 LED1—Red light-emitting diode
 LED2—Green light-emitting diode

RESISTORS

(All resistors are 1/4-watt, 5%, unless otherwise noted.)

R1—7500-ohm
 R2—470-ohm
 R3, R10, R11, R20, R24, R35—4700-ohm
 R4—R8—10,000-ohm
 R9—1-megohm
 R12—R15—330,000-ohm
 R16—330-ohm, 1-watt
 R17, R18—22,000-ohm
 R19, R29—1200-ohm, 1/2-watt
 R21—330-ohm

R22, R32, R36—2200-ohm
 R23—470-ohm, 1/2-watt
 R25, R26, R33—47,000-ohm
 R27—120-ohm, 1/2 watt
 R28—100,000-ohm
 R30—39-ohm, 1/2 watt
 R31—56-ohm, 1/2 watt
 R34—68,000-ohm
 R37—680-ohm

CAPACITORS

C1—1-μF, 200-volts, Mylar, 1.1-inch spacing
 C2, C3—100-μF, 16-WVDC, electrolytic
 C4, C5, C10, C11, C14, C19, C20, C26, C28—0.1-μF, 50-WVDC, ceramic-disc
 C6—27-pF, ceramic-disc
 C7, C27—0.22-μF, Mylar, 0.4-inch spacing
 C8—1-μF, 50-WVDC, electrolytic, radial
 C9—2.2-μF, 10-WVDC, tantalum, radial
 C12, C13, C21, C23, C24—0.01-μF, 2000-WVDC ceramic-disc
 C15—47-μF, 16-WVDC, electrolytic, radial
 C16, C25—0.47-μF, Mylar, 0.6-inch spacing
 C17, C18—1000-μF, 25-WVDC, electrolytic, radial
 C22—10-μF, 16-WVDC, electrolytic, radial

ADDITIONAL PARTS AND MATERIALS

XTAL1, XTAL2—3.58-MHz color-burst crystal
 RY1, RY2—12-volt DPDT relay
 S1—S3—8-position DIP switch
 S4—4-position DIP switch
 S5—SPST push-on/push-off switch
 S6—SPST rocker switch, 6-amp contacts
 S7—SPST momentary pushbutton switch, normally open

F1—8-amp fast-acting fuse
 J1, J2—2-pin 0.1-inch male header connector
 J3—6-pin 0.1-inch male header connector
 J4—2-pin 0.156-inch male header connector
 J5—4-pin 0.156-inch male header connector
 J6—3-wire 117-volt AC receptacle
 J7, J8—PC-mount modular telephone jack
 J9—0.125-inch panel jack
 P1, P2—2-pin 0.1-inch female header connector
 P3—6-pin 0.1-inch female header connector
 P4—2-pin 0.156-inch female header connector
 P5—4-pin 0.156-inch female header connector
 T1—12-volt power transformer, PC mount
 T2—600-ohm to 600-ohm line transformer
 PC mount fuse clips; case (Jameco H2507 or equivalent); 3-wire AC power cord; heatsinks for TR1, IC10, IC11; 12-volt, 200-mA wall-plug transformer; IC sockets; PC board; solder wire; etc.

Note: The following items are available from ATC Electronics, PO Box 14091, Scottsdale, AZ 85260; e-mail 103463.301@compuserve.com; Programmed MC68705P3S, \$15.95; SSI202P DTMF decoder, \$6.50; Double-sided PC board, \$15; Complete kit of parts less case, \$85; Fully assembled and tested unit, \$135. Add \$3.50 for shipping and handling. Add an additional \$4.00 for COD orders. AZ residents add appropriate sales tax. Check or money order only.

tions and options are preset by DIP switches located inside the unit, as shown in Table 1.

The microprocessor reads the settings for switches 1–3 as two pseudo-BCD values per switch. The value of each security-code digit may vary from 0 to 12, where 12 would be encoded as a hexadecimal C (1100).

The upper half of S3 sets the number of rings that the unit receives before it answers. The lower half of S3 determines the ring-burst interval, the time after a correct security code has been entered and before ModCom rings the modem. The ring-burst inter-

val is set in 30-second increments to a maximum of five minutes. The software reduces any switch setting greater than 10 (hex A) to a value of 10, which should be more than enough time for any boot up sequence to be completed.

Switch S4 provides two functions. Position 1 of the switch determines whether ModCom may be called back once it has started its shutdown cycle. If position 1 is on, you will not be able to call back until after the computer turns off. If position 1 is off, you can call back and the unit will answer. Then, following entry of a correct se-

curity code, ModCom will immediately ring the modem, without having to go through the ring-burst delay. Positions 2–4 of S4 set the shutdown time delay. Because bit 1 has been used, the set routine simply ignores it. Thus, shutdown intervals occur in one-minute increments. For example, bits 2 and 3 on (011x) would be interpreted as a value of 6 (bit 1 is ignored), which would give a shutdown delay of three (6 × 30) minutes.

Software. The complete software listing is too long to present here; however, as mentioned earlier, it is posted

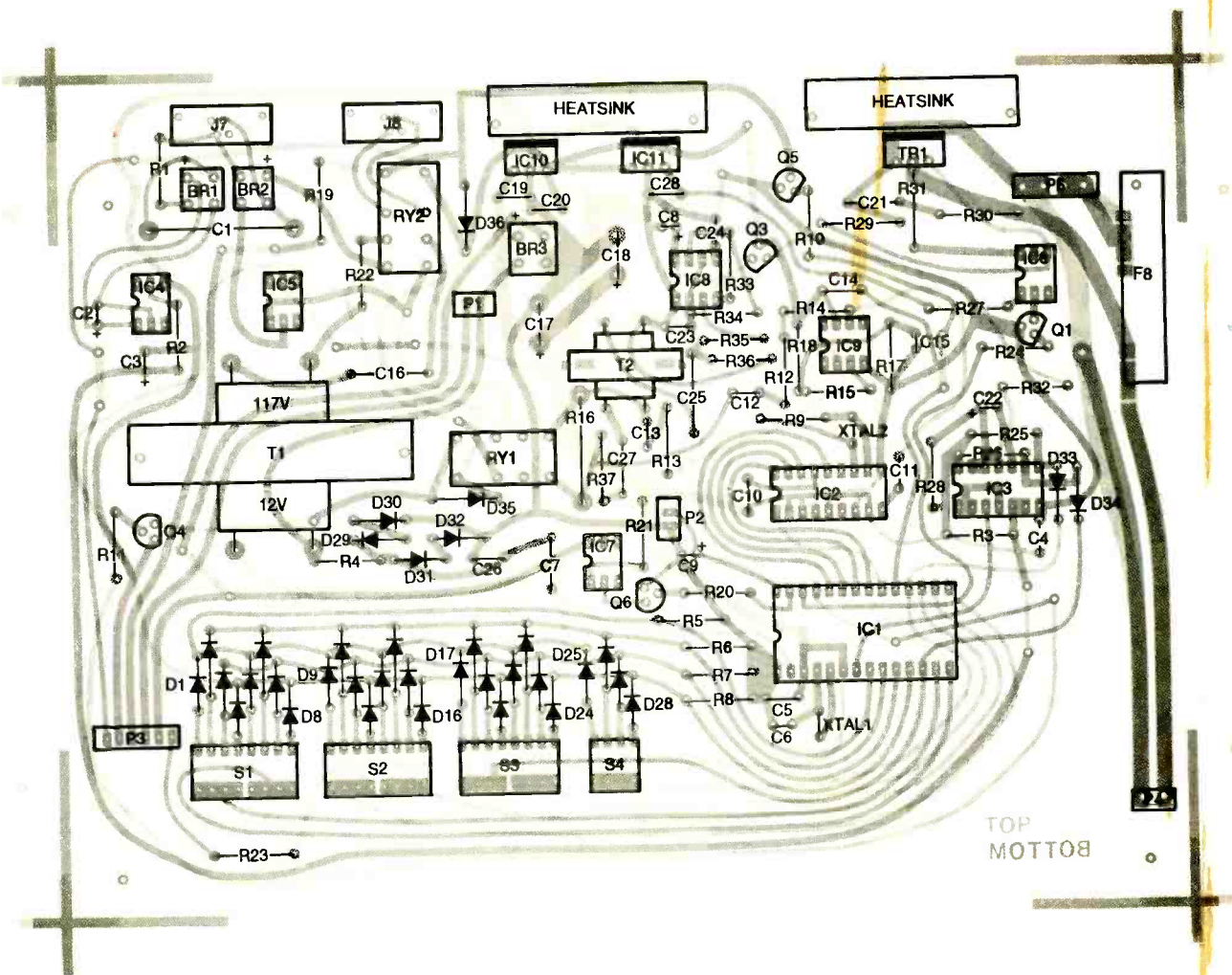


Fig. 3. Mount all components as shown here. The heatsinks are simple L-brackets attached with short 6-32 machine screws and nuts. Use heatsink grease to attach the regulators and Triac.

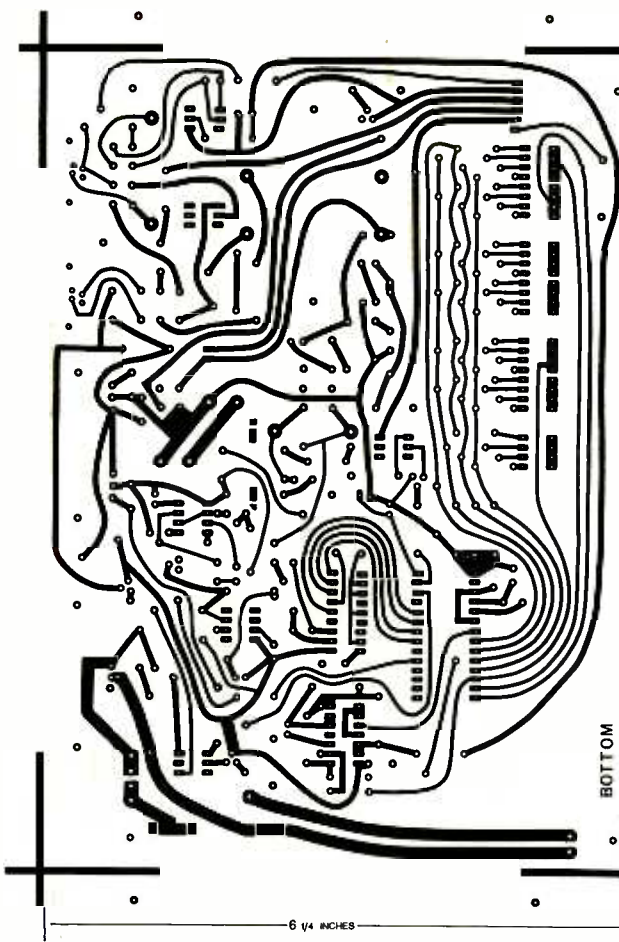
TABLE 2—SOFTWARE ROUTINES

0100-016C	Read switches and configure I/O ports.
016D-01A3	Monitor incoming rings.
01A4-0225	Handle DTMF decoding functions for security code verification.
0226-0246, 02C0-02CE, 0251-025A	Ring modem, connect it to telephone line, disconnect answer and DTMF circuits.
025C-0263	After modem is connected, monitor telephone line for disconnect.
0500-0544	On disconnect, controls remote computer shutdown.
0560-0581	Disconnect routine activated if correct security code not entered within 60 seconds.
0287-0296	Tone generation routine.
0380-03A5	Timing loop produces either one- or two-second delay, depending on value at 0021 (must be set by calling routine).
02A0-02BC	Timing loop, 1.5-second delay.
0300	External interrupt routine.
0340	Timer interrupt routine.
0560	Startup routine, pointed to by reset vector at 07FE.

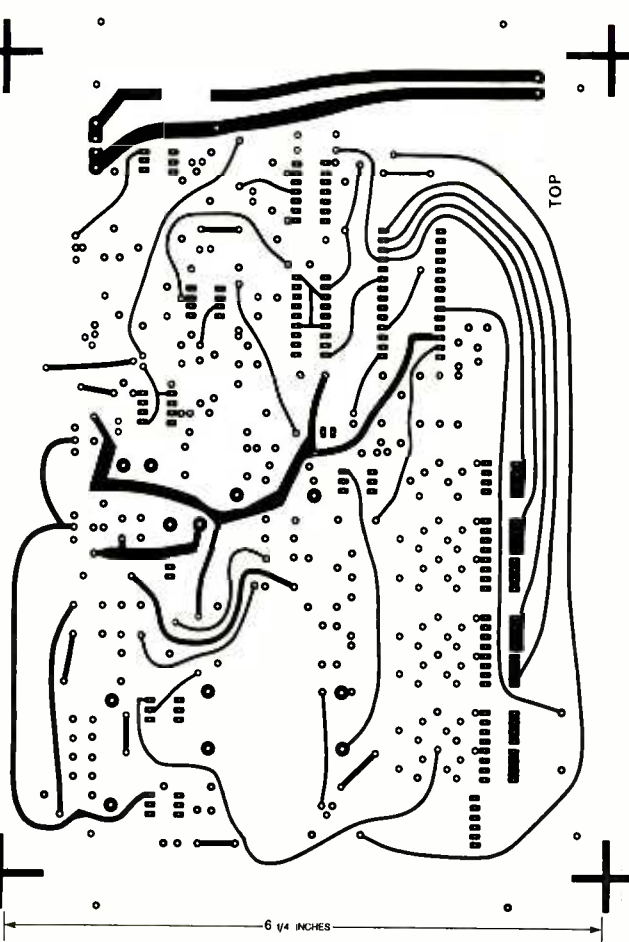
on the Gernsback FTP site as file MOD-COM.ZIP. You can also receive a listing by sending an SASE to the address given in the Parts List. To give you an idea of what happens where, Table 2 lists major software routines and their corresponding hex addresses.

Note the last value in the table. The microprocessor's reset vector points to address 0560, which is where program execution begins each time the microprocessor resets. That location performs a 1.5-second delay, then jumps to the main startup routine at 0100. Initial testing of the ModCom revealed that the delay is necessary because DIP switch values were not always read correctly on power up or after a disconnect. The problem turned out to be port C3, which did not have enough time to settle completely to its normally low state, due to residual current from the output of IC5. The 1.5 second delay solves the problem.

Construction. ModCom con-



Here's the component side of the board. For space reasons, it is shown half size.



Here's the solder side of the double-sided ModCom PC board. Again, it is shown half size.

struction is best performed using a printed-circuit board. Patterns are shown here, though for space reasons they are shown at half size; you can also purchase the board from the source mentioned in the Parts List. Use sockets for all ICs, particularly IC1 and IC2.

Using the component placement guide shown in Fig. 3, mount all low-profile components first. Then mount the voltage regulators and their heat-sinks. Install all ICs except IC1 and IC2, and mount transformer T1. If you use the case specified in the Parts List, the mounting holes in the circuit board mate directly with the bosses in the case. Make cutouts for the switches, LEDs, connectors, and modular jacks in the front and back panels. The cutouts for the AC power connector and the modular jacks are fairly critical, so exercise care in marking their locations prior to cutting the holes. Mount the PC board in the case, and attach all switches and connectors to the correct header pins.

Testing. Do not plug the 117-volt line cord in at this time. Plug the 12-volt AC power adapter into J9 on the back of the ModCom, and plug the adapter into a wall socket. Then apply power to ModCom by pressing S5. The red power indicator (LED1) should come on, indicating that the power supplies are functioning properly. Check the voltages at the output pins of the 5- and 12-volt regulators. If both voltages are correct, remove power and install IC1 and IC2. ModCom is now ready for final testing.

Temporarily set the switches for two rings, a 30-second ring burst, and a 1-minute shutdown time. Also, set a security code of your choice using S1 and S2. Plug the 117-volt line cord into an AC outlet, and plug a table lamp into 3-wire AC outlet J6. Next turn ModCom on and make sure switch S6 (BYPASS) is not on. Connect your telephone line to jack J7 and your modem to jack J8.

Now have a friend dial your number and enter the security code upon

hearing the confirmation tone. The lamp should turn on, and 30 seconds later your modem should squeal, indicating that it has answered. In addition, LED2 (green) should come on to indicate that the modem is connected to the telephone line. Since the modem will not receive reply tones from the caller, it should time out. One minute after it times out, the lamp should go off, because the shutdown timer will have expired. If all tests are successful, the unit is now ready for operation.

Remember that whenever you change any switch settings, reset ModCom either by pressing S7 or by turning power off and back on.

Operation. During normal computer operation, leave S5 (POWER) off, and S4 (BYPASS) on. That prevents ModCom from interfering with either telephone-line or computer functions. When you want to set the computer up for remote access, turn S5 on and S6 off. Be
(Continued on page 71)

Electronics Paperback Books


How to Use Op Amps



BP88—How to Use OpAmps...\$5.95. A designer's guide that covers operational amplifiers. Serving as both a source book of circuits and a reference book for design calculations. The text is non-mathematical and easy to understand by most readers.



BP113—30 Solderless Breadboard Projects-Book 2...\$5.95. Companion to BP107. Presented in exactly the same style using "Verobloc" breadboards. All the breadboard projects in this book are based on CMOS logic integrated circuits.



BP177—Introduction to Computer Communications...\$5.95. Details on types of modems and their suitability for specific application, plus details of connecting various computers to modems, and modems to the telephone system.



BP350—Electronic Board Games...\$6.00. Twenty novel electronic board games that you can build from the plans in this book. Some games are motor racing, searching for buried treasure or for gold in Fort Knox. — there is something for you to build and enjoy!




BP61—Beginners Guide to Digital Techniques...\$5.00. Covers the basics of digital techniques—decimal, binary, octal and hexadecimal numbering systems are covered plus insights on weighted and non-weighted binary-coded-decimal codes and alphanumeric codes. The basic building blocks of circuit logic, the common AND, OR, NAND, NOR and EXCLUSIVE-OR gates and bi-stables are thoroughly covered.



BP285—A Beginners Guide to Modern Electronic Components...\$6.50. It is easy for newcomers to electronics to become confused. There are a great many different types of components available often with numerous variations of each type. This book presents the reader with a vast amount of invaluable parts information to enable the right component to be selected every time for repairs and projects.



PCP103—Practical MIDI Handbook...\$9.95. The Musical Instrument Digital Interface (MIDI) is surrounded by a great deal of misunderstanding. This book is aimed at musicians and technicians who want to explore the vast capabilities of MIDI. It covers MIDI-based equipment you can use: keyboards, drum machines, sequencers, effects units, mixers, drum pads guitars. There's also a section on computer music.



PCP119—Electronic Music and MIDI Projects...\$14.95. Save cash by building the MIDI gadgets you need. Want a MIDI Thru box, program change pedal, Metronome, analog echo unit? Over 16 practical and very useful music and MIDI projects.



BP121—How to Design and Make Your Own PCBs...\$5.75. Simple methods for copying printed-circuit board designs from magazines and books on to copper. Covers all aspects of simple PCB construction as comprehensively as possible.



BP44—IC 555 Projects...\$5.95. Every so often a device appears that is so useful that one wonders how life went on before without it. The 555 timer integrated-circuit chip is one such device. Included are basic and general circuits used by most hobbyists.



PCP109—Everyday Electronics Data Book...\$10.00. An invaluable source of electronics information—the text contains sections that deal with the underlying theory of electronic circuits and a wide range of practical electronic uses for everyone.




BP301—Antennas for VHF and UHF...\$6.00. From installing a TV or FM antenna to setting up a multi-antenna array for shortwave listening or amateur radio, this book explains the basics of VHF and UHF antenna operation and installation. The text describes in easy-to-understand terms the essential information about how antennas work, the advantages of different antenna types, and how to get the best performance.



BP297—Loudspeakers for Musicians...\$6.25. Contains all the information that a working musician needs to know about loudspeakers; the different types, how they work, the most suitable for different instruments, for cabaret work, and for vocals. It gives tips on constructing cabinets, wiring up, available fittings, finishing and how to connect multi-speaker arrays, etc. Includes ten enclosure designs with plans.



PCP110—Electronic Power Supply Handbook...\$10.95. All types of power supplies used for electronics purposes are covered in detail, starting with cells and batteries and extending by way of rectified supplies and linear stabilizers to modern switch-mode systems. IC switch-mode regulators, DC-converters and inverters. The devices, their operating principles and typical circuits, are dealt with in detail.




BP254—From Atoms to Amperes...\$6.50. Explains in crystal-clear terms the fundamentals behind the whole of electricity and electronics. Really helps you to understand the basis of the complex subject perhaps for the first time ever.



PCP101—Practical Digital Electronics Handbook...\$9.95. An introduction to digital circuits, logic gates, bi-stables, timers, micro-processors, memory and I/O devices. A special feature of the book is the section on digital test gear projects.



BP315—Introduction to the Electromagnetic Wave...\$5.95. A fundamental and easy-to-understand approach to a complicated theory topic. The beginner requires no more than elementary mathematics and basic knowledge of electronics.



#228—Essential Theory for the Hobbyist...\$5.25. Supplies to the hobbyist background knowledge tailored to the specific requirements of the hobbyist. Relevant material is presented in a readable manner with minimum mathematics.

TEST EQUIPMENT SPECIALS

- BP239—Getting the Most from Your Multimeter...\$5.95**
Covers analog and digital gear, component and gear testing.
- BP267—How to Use Oscilloscopes & Other Testing Equipment...\$6.95**
Get with the next step to proficient troubleshooting.
- PCP111—Electronic Test Equipment Handbook...\$13.95**
The all-purpose, all-pro handbook that covers basics to in-circuit testing.

SUBSTITUTION GUIDES FOR HOBBYISTS

- BP85—International Transistor Equivalents Guide...\$7.50**
The ultimate guide to replacing foreign and domestic transistors.
- BP108—International Diode Equivalents Guide...\$5.95**
Rectifiers, Zeners, LEDs, OCIs, diacs, triacs...all hobby types.
- BP140—Digital Equivalents and Pin Connectors...\$12.50**
A master reference for builders who design projects.

ELECTRONIC TECHNOLOGY TODAY INC.
P.O. BOX 240, Massapequa, NY 11762-0240

Name _____
Address _____
City _____ State _____ Zip _____
PE6

SHIPPING CHARGES IN USA AND CANADA

\$0.01 to \$5.00	\$2.00
\$5.01 to \$10.00	\$3.00
\$10.01 to 20.00	\$4.00
\$20.01 to 30.00	\$5.00
\$30.01 to 40.00	\$6.00
\$40.01 to 50.00	\$7.00
\$50.01 and above	\$8.50

SORRY No orders accepted outside of USA & Canada

Total price of merchandise	\$ _____
Shipping (see chart)	\$ _____
Subtotal	\$ _____
Sales Tax (NYS only)	\$ _____
Total Enclosed	\$ _____

Number of books ordered

All payments must be in U.S. funds!

AIR TRAFFIC MANAGEMENT

(Continued from page 46)

proval from the air-traffic controller for deviations from their flight plans. With Free Flight, the pilot will choose the route, speed, and altitude in real time and then notify the air controller of the plan. The pilot's flexibility will be restricted only as needed to ensure separation and safety, prevent entry into special-use airspace, or when traffic density at busy airports or in congested airspace precludes flying under Free Flight rules. For the bulk of an IFR flight, pilots would have the same freedom as a pilot flying VFR in terms of course, speed, and altitude selection.

The FAA would continue to monitor congested airspace and major airports operating near their capacity to ensure aircraft density does not exceed a safe level. When capacity is approached, Free Flight rules would be temporarily suspended and more structured traffic flow would be imposed. To better anticipate where and when traffic density would exceed safe Free Flight levels, a historical database on hourly, daily, and monthly airspace-density patterns would be developed.

With Free Flight, aircraft could fly more direct and efficient routes, minimizing time aloft. That could result in significant operating cost savings to airlines and time savings to passengers. Modern airliners are designed to operate much more efficiently than permitted under current ATM procedures. There are quite differing estimates of the dollar savings, but NASA, for example, estimates savings from using more optimum fuel-burn rates and decreased flight times could be \$1.47 billion annually by 2005.

While full implementation of Free Flight is still about 10 years in future, transition to the Free-Flight concept is already underway with efforts like the expanded National Route Program (NRP), a phased approach to eventually allow aircraft flying above 29,000 feet to select their own routes rather than the published preferred IFR routes. As of March 1996, the expanded NRP encompasses all flights above 33,000 feet and flights above 31,000 feet in the Western U.S. Ω

LOGIC ANALYZER

(Continued from page 42)

onto the bottom side of the board next. The cathode lead (marked with a band) is clipped short and surface-mounted to the PC board pad. Be sure the anode lead goes all the way through the board and solder it on both the top and bottom sides of the circuit board.

Bend the leads of pins 2-10 (do not disturb pin 1) of RN2 at the base of the component to form a right angle. Cut the ends of those leads so that you leave a "foot" about 0.1-inch long. Place RN2 onto the bottom side of the board, making sure to push pin 1 through the board. Solder pin 1 on both sides of the board. Solder the remaining pins on the bottom side of the board. Solder a piece of insulated wire where jumper "J" is indicated on Fig. 2B. Be sure that the pad closest to C1 is soldered on both the top and bottom sides of the board.

Solder all the remaining components (except C1 and XTAL1) to the board. Solder C1 into the circuit with the positive lead next to the "+" sign. That lead also needs to be soldered on both sides of the board. Solder XTAL1 onto the board by first laying it in place with its leads facing away from the board. Solder the case of XTAL1 to the board. Place insulation over the bare leads. Solder the leads of XTAL1 to each side of R1.

Remove the outer jacket from both ends of the length of modular telephone cable, leaving 1 inch of insulated wire on one end and 8 inches on the other. Strip $\frac{1}{8}$ inch of insulation from all the wires on both ends of the cable. Solder all 6 of the 1-inch long wire ends to the circuit board pads opposite the end of the DB-25 connector. Only the top side of the circuit needs soldering for all wires except ground. The ground lead must be soldered on both sides. Solder the test clips to the other end of the modular cable. Be sure to match the colors of the connectors to the appropriate color designators GRN (Green), BLU(e), YEL(ow), RED, and WHT (white) on the PC board.

Testing. Download the software application from the **Electronics Now** ftp site. (<ftp.gernsback.com/pub/EN/>

logprobe.zip). To run the program, you will need an IBM-compatible 286 or higher running MS-DOS, an EGA or VGA graphics card, 512 Kbytes minimum memory, and one printer port.

Plug the interface into any available printer port. Place a copy of the MS-DOS utilities GRAPHICS.COM and GRAPHICS.PRO in the directory with LOGIC PROBE. Those files might be found in your DOS directory. Type `LP` to start the program. A blue display with the heading LOGIC PROBE should appear. If that display is not present, check that the graphics card is properly installed. Press any key to continue the program. If the interface is not operating, the error message "Unable to calibrate with no module installed" will appear. Should that happen, carefully look over the top and bottom of the PC board. Check for shorts and unsoldered connections. Also, make sure that all points where the pads need to be connected to both sides of the board are soldered on both top and bottom. This includes the positive lead of C1, the anode of D1, pin 1 of RN2, the GND pad for the probes, and the jumper.

When LOGIC PROBE is able to complete its calibration, the main menu will be displayed. If the time base is correct, the sample rate should be between 0.8 and 7 μ s. That sample rate is located in the upper left corner of the main menu.

Verify that all channels are working by testing each channel with a known frequency source that has a 5-volt swing. When testing each channel, ground the unused leads to prevent cross talk on the cable. If the sample-rate error is acceptable (less than 5% or \pm one sample period) and all channels are working, you are ready to familiarize yourself with your new logic analyzer.

Using The Logic Analyzer. To learn more about the logic-analyzer software, enter the Help menu by holding down the "Alt" key while pressing the "H" key. Press the enter key to view the help file. Detailed information on using LOGIC PROBE is contained in the help file. Contained in the zip file is a text file named README.TXT. That text file for the most part repeats the contents of the help file, and can be printed out if you find it easier to work with a printed copy. Ω



Plug a Friend into
Electronics
NOW
and Save \$26.03*

This Christmas give an electrifying gift ... plug a friend into Electronics Now and brighten the whole new year! Whether electronics is your friend's livelihood or hobby, your gift will illuminate the whole spectrum of electronics throughout the coming year and provide a monthly reminder of your friendship.

Electronics Now will keep your friend informed and up-to-date with new ideas and innovations in all areas of electronics technology ... computers, video, radio, stereo, solid-state devices, satellite TV, medical electronics, communications, robotics, and much, much more.

We'll provide great plans and printed circuit patterns for great electronic projects. In just the last few years, Electronics Now has presented amateur TV equipment, robots, computer peripherals, microcontroller programmers, test equipment, audio amplifiers, telephone projects, relay circuits, and much more.

PLUS ... equipment troubleshooting techniques ... circuit design ... reports on new technology and products ... equipment test reports ... in-depth coverage on computers, video, audio, vintage radio ... and lots more exciting features and articles.

SAVE \$26.03* ... OR EVEN \$52.06* ... For each gift of Electronics Now you give this Christmas, you save a full \$26.03* off the newsstand price. And as a gift donor, you're entitled to start or extend your own subscription at the same Special Holiday Gift Rate—you save an additional \$26.03*!

No need to send money ... if you prefer we'll hold the bill till January, 1997. But you must rush the attached Gift Certificate to us to allow time to process your order and send a handsome gift announcement card, signed with your name, in time for Christmas.

So do it now ... take just a moment to fill in the names of a friend or two and mail the Gift Certificate to us in its attached, postage-paid reply envelope. That's all it takes to plug your friends into a whole year of exciting projects and new ideas in Electronics Now!

*Basic sub rate — 1 yr/\$19.97 2 yrs/\$38.97

Electronics NOW[®]

ANNUAL INDEX 1996

(AUD) Audio Update, (C) Construction, (CC) Computer Connections, (D) Department, (ER) Equipment Reports, (HH) Hardware Hacker, (LE) Laser Experiments, (LET) Letters, (QA) Q&A, (SVC) Servicing, (TM) Tech Musings

#

2-Volt Blinker (QA)	Jan 8
5SiMX Hard Drives (Lancaster)(TM)	Nov 61
5-Band Color Code (QA)	Feb 8
700-Volt Power Supply (QA)	Sep 10
7107, Using the (Bergquist)	Nov 55

A

AC Clock Motors on DC Power (QA)	Mar 8
Addressing Modes (Lancaster)(HH)	Apr 41
Adobe Acrobat Update (Lancaster)(HH)	Apr 41
AGC Amplifier ICs (Lancaster)(HH)	Mar 49
All About Removable Media Drives (Byers)	Sep 44
AM Receiver Sensitivity (QA)	Jul 12
AMATEUR TV	
Receiver (Sheets & Graf)(C)	Jun 33
Transmitter (Sheets & Graf)(C)	May 31
Analog IC Tester (Duker)(C)	Apr 31
And Then There Was ... One? (Holtzman)(CC)	Mar 28
ANTENNA	
Build this	
Discone VHF-UHF Antenna (Sheets & Graf)(C)	Aug 47
UHF Corner Reflector (Sheets & Graf)(C)	Jul 57
Antigravity Contest (Lancaster)(HH)	Jun 45
AUDIO (See also AUDIO UPDATE)	
Build The/This	
JamMix (Hendry)(C)	Oct 46
Listening Center (Covington)(C)	Oct 53
Stereo Compressor (Ryckebusch)(C)	Aug 37,(LET)Nov 11
Theremin (Simonton)(C)	Feb 31,Mar 43
Dress up Audio Projects with Solid-State Level Indicators (Richards)(C)	Jan 29
Put A Signal Out on the Air! (ER)	Jul 20
Audio System Integration (Miller)(AUD)	Aug 27
AUDIO UPDATE (D)	Jan 48, Feb 64, Aug 27
	Oct 68, Nov 74, Dec 28
Audio System Integration (Miller)	Aug 27,(LET)Nov 11
Cables (and Interconnects) Revisited (Klein)	Jan 48

Hi-Fi Fixes, Stealth Tweaks, and Bio EQ (Klein)	Oct 68
Hum and Noise in Professional Audio Systems (Klein)	Feb 64
Microphone Basics (Miller)	Nov 74
Splitting Microphones (Miller)	Dec 28
Automatic Fan-Speed Control for your Furnace (Caristi)(C)	Dec 44
Automatic Parts Tray, Build this (Barbarelo)(C)	Nov 33,Dec 63
Automotive Neon (Iannini)(C)	Jul 47

B

Backing Up Is Hard to Do (Holtzman)(CC)	May 50
Better Processor Than Pentium, A? (Holtzman)(CC)	Feb 27
Bilateral Switch Telephone Network Interface (Lancaster)(HH)	Feb 51
Binomial Coefficients, Using (Lancaster)(TM)	Aug 63
Biofeedback Monitor, Build a (Barbarelo)(C)	Dec 37
Boaters, Troubleshooting for (Martin)	Jun 41
BUILD A	
Biofeedback Monitor (Barbarelo)(C)	Dec 37
Zonal Enlarging Meter (Covington)(C)	Nov 43
BUILD THE	
Fast Pulser Scope Calibrator (Swift)(C)	Oct 41
JamMix (Hendry)(C)	Oct 46
Listening Center (Covington)(C)	Oct 53
Party Line (Black)(C)	Jan 31, Feb 35
Runabout Robot (Retzinger)(C)	Mar 37
BUILD THIS	
Automatic Parts Tray (Barbarelo)(C)	Nov 33, Dec 63
Discone VHF-UHF Antenna (Sheets & Graf)(C)	Aug 47
Executive Decision Support System (Edwards)(C)	Sep 40
Hobby Spectrum Analyzer (Kopski)(C)	Sep 29, Oct 55, Nov 50
Milli-Ohm Adapter (Campisi)(C)	Nov 40
Mini High-Voltage Probe (Campisi)(C)	Aug 51
Self-Calibrating L/C Meter (Heck)(C)	Jun 31,(LET)Nov 11
Stereo Compressor (Ryckebusch)(C)	Aug 37,(LET)Nov 11

Theremin (Simonton)(C)	Feb 31, Mar 43
UHF Corner Reflector Antenna (Sheets & Graf)(C)	Jul 57
UHF Downconverter (Sheets & Graf)(C)	Jun 33
Video Pattern Generator (Xia)(C)	Jul 51
Bumpy Rides (Holtzman)(CC)	Jun 27

C

Cable Reflection Tester (Cicon)(C)	Dec 58
Cable Shielding (QA)	Jan 8
Cables (and Interconnects) Revisited (Klein)(AUD)	Jan 48
Cheap Low-Current Fuses (Lancaster)(HH)	May 43
Circuit Simulation, Low-Cost Software for (Byers)	Jul 41
Color-Photo Printer, Fargo Electronics (ER)	Dec 20
"Colorizer" for PostScript (Lancaster)(TM)	Aug 63
Coming Revolution in Shortwave Broadcasting, The (Leinwoll)	Sep 56
Complicated Time/Controller (QA)	Apr 8, Jul 12
COMPUTER (See also COMPUTER CONNECTIONS)	
All About Removable Media Drives (Byers)	Sep 44
EPROM Emulator (Orthober)(C)	Feb 39
Fargo Electronics Color-Photo Printer (ER)	Dec 20
Heathkit's Individual Learning System (ER)	Feb 15
Keep Track of Important News While You Work (ER)	Sep 16
Look at PC Technology, A (Spiwak)	Dec 54
New Windows 95 Keyboard (Byers)	Aug 41
So You Want to Buy a New Computer? (Byers & Wise)	Jan 27
Visit to Virtual Instrumentation, A (Byers)	Oct 33
COMPUTER CONNECTIONS (D)(Holtzman)	
Jan 45, Feb 27, Mar 28	
Apr 79, May 50, Jun 27	
Jul 59, Aug 24, Sep 74	
Oct 66, Nov 77, Dec 26	
Mar 28	
May 50	
And Then There Was ... One?	Mar 28
Backing Up Is Hard to Do	May 50

Better Processor Than Pentium, A?	Feb 27
Bumpy Rides	Jun 27
Delephi and Visual Basic	Oct 66
Disk-Space Management	Jul 59
IP Addressing and HTML Coding	Nov 77
Java and the DLB	Sep 74
Return to Reality	Jan 45
Spinal Column of Civilization, The	Apr 79
Stress Gets to a Writer, The	Dec 26
Web Resources	Aug 24
CONSTRUCTION	
Amateur TV Transmitter (Sheets & Graf)	May 31
Analogic IC Tester (Duker)	Apr 31
Automatic Fan-Speed Control for your Furnace (Caristi)	Dec 44
Automatic Parts Tray (Barebello)	Nov 33, Dec 63
Automotive Neon (Iannini)	Jul 47
Build A/The This	
Biofeedback Monitor (Barebello)	Dec 37
Discone VHF-UHF Antenna (Sheets & Graf)	Aug 47
Executive Decision Support System (Edwards)	Sep 40
Fast Pulser Scope Calibrator (Swift)	Oct 41
Hobby Spectrum Analyzer (Kopski)	Sep 29, Oct 55, Nov 50
JamMix (Hendry)	Oct 46
Listening Center (Covington)	Oct 53
Milli-Ohm Adapter (Campisi)	Nov 40
Mini High-Voltage Probe (Campisi)	Aug 51
Party Line (Black)	Jan 31, Feb 35
Runabout Robot (Retzinger)	Mar 37
Self-Calibrating L/C Meter (Heck)	Jun 31, (LET) Nov 11
Stereo Compressor (Ryckebusch)	Aug 37, (LET) Nov 11
Theremin (Simontoni)	Feb 31, Mar 43
UHF Downconverter (Sheets & Graf)	Jun 33
Video Pattern Generator (Xia)	Jul 51
Zonal Enlarging Meter (Covington)	Nov 43
Cable Reflection Tester (Cicon)	Dec 58
Drass up Audio Projects with Solid-State Level Indicators (Richards)	Jan 29
Dual Scope Adapter (Campisi)	Jun 43
Electromagnetic Levitator (Williams)	Feb 33
Electronic Lighthouse (Poeth)	Aug 45
EPROM Emulator (Orthober)	Feb 39
Mini Metrology Lab (Hoffman)	Mar 35, Apr 33, May 39, (LET) Jun 10
Phone Line Sentinel (Saad)	Nov 53
Phone-Line Privacy Module (Melton)	May 69
Regulated Power for Electrochemistry (Barrow)	Mar 47
Solar-Powered Fly Controller (Pickens)	Jun 39
Time-Period Adapter (Campisi)	Apr 39
Tonal Voltmeter (Bender)	Sep 61
UHF Corner Reflector Antenna (Sheets & Graf)	Jul 57
Controlling Relays by Serial Port (QA)	Jun 9
Controlling Stepper Motors (QA)	Aug 8
Creating Laser Light Shows (Bergquist)(LE)	Dec 78
Cross-Platform Networking (Holtzman)(CC)	Jun 27
D	
DC-DC Converter (QA)	Sep 10
Delay Relays (QA)	Aug 8
Delephi and Visual Basic (Holtzman)(CC)	Oct 66
Delta-Wye Transforms (Lancaster)(HH)	Jul 29
Detecting Cut Phone Line (QA)	Oct 15
DIGITAL MULTIMETER	
Protek 506 (ER)	Jan 14
RadioShack Model 22-168A (ER)	Oct 24
Digital Potentiometers (Lancaster)(HH)	Mar 49
DIGITAL STORAGE OSCILLOSCOPE	
Glossary of Test Terms (LaJeunesse)(SVC)	Sep 62
Making-	
Time Measurements with a (Caryl)(SVC)	Jul 38
Voltage Measurements with a (Caryl)(SVC)	Jun 57
Your Job Easier with a (LaJeunesse)(SVC)	Dec 30
New, Has LCD Display (Barkume)(SVC)	Oct 74
Discone VHF-UHF Antenna. Build this (Sheets & Graf)(C)	Aug 47
Disk-Space Management (Holtzman)(CC)	Jul 59
DMM Add-On: Time-Period Adapter (Campisi)(C)	Apr 39
Downconverter, UHF (Sheets & Graf)(C)	Jun 33
Dress up Audio Projects with Solid-State Level Indicators (Richards)(C)	Jan 29
DSO Test Terms, Glossary of (LaJeunesse)(SVC)	Sep 62
DSO, Making Time Measurements with a (Caryl)(SVC)	Jul 38
Dual Scope Adapter (Campisi)(C)	Jun 43
DynaPulse Blood Pressure Monitor, Pulse Metric (ER)	Nov 18
E	
Earth-Field Magnetometry (Lancaster)(TM)	Sep 65
EDITORIAL (D)(Laron)	
Future of Test Equipment, The	Sep 4, Oct 4
Hello, Again	Nov 4, Dec 4
Introducing www.gernsback.com	Nov 4

Questions, Answers, Promises and Wishes	Dec 4
Electrochemistry.	
Regulated Power for (Barrow)(C)	Mar 47
Electromagnetic Levitator (Williams)(C)	Feb 33
Electronic Dog Whistle (QA)	Nov 14
Electronic Lighthouse (Poeth)(C)	Aug 45
Electronics Potpourri (Lancaster)(HH)	Mar 49
Entertaining with Laser Light (Bergquist)(LE)	Oct 70
EPROM Emulator (Orthober)(C)	Feb 39
EQUIPMENT REPORTS (D)	
	Jan 14, Feb 15
	Mar 26, Apr 24, May 14, Jun 12
	Jul 20, Aug 12, Sep 16
	Oct 24, Nov 18, Dec 20
Fargo Electronics Color-Photo Printer	Dec 20
Goldstar OS-9100P Oscilloscope	Mar 26
Heathkit's Individual Learning System	Feb 15
ISC MeterMux	Apr 24
Mission Technology's Virtual Oscilloscope and Recorder	May 14
Philips PCA 20 TVTuner Card	Sep 16
Protek's Digital Multimeter with RS-232C Interface	Jan 14
Pulse Metric's DynaPulse Blood Pressure Monitor	Nov 18
RadioShack LCD Digital Multimeter Model 22-168A	Oct 24
Ramsey FM-25 Stereo Broadcasting Kit	Jul 20
Staticide Laser Printer Clearing Paper	Jun 12
Telulex Model SG-100 Signal Generator	Aug 12
Executive Decision Support System, Build this (Edwards)(C)	Sep 40
EXPERIMENTS WITH	
Laser Light (Bergquist)(LE)	Jun 51, (LET) Aug 10, Sep 14
your Laser (Bergquist)(LE)	Jul 62
F	
Fan-Speed Control for your Furnace, Automatic (Caristi)(C)	Dec 44
Fargo Electronics Color-Photo Printer (ER)	Dec 20
Fast Pulser Scope Calibrator, Build the (Swift)(C)	Oct 41
Finding Transmitter Frequencies (QA)	Apr 8
Flux-Gate Sensors and ICs (Lancaster)(TM)	Sep 65
Fly Controller, Solar-Powered (Pickens)(C)	Jun 39
FM Stereo Broadcaster Kit, Ramsey Electronics FM-25 (ER)	Jul 20
Future of Test Equipment, The (Laron)(ED)	Oct 4
Fuzzy Logic (Miller)	May 29
G	
Generating Laser-Light Patterns (Bergquist)(LE)	Nov 70
Giant, Bright Bargraph (QA)	Aug 8
Glossary of Audio Terms (Klein)(AUD)	Feb 64
DSO Test Terms (LaJeunesse)(SVC)	Sep 62
Goldstar OS-9100P Oscilloscope (ER)	Mar 26
GPS Navigation Resources (Lancaster)(TM)	Nov 61
H	
Hard Disk Vs. CD-ROM (QA)	Sep 10
Hard-Disk Utilization (Holtzman)(CC)	Jan 45
HARDWARE HACKER (D)(Lancaster)	Jan 39
	Feb 51, Mar 49, Apr 41
	May 43, Jun 45, Jul 29
	Jul 29
Delta-Wye Transforms	Mar 49
Electronics Potpourri	Jan 39
Lamps and Lighting Efficiency	Oct 22
Modern Power-Factor Correction	Jun 45, (LET) Oct 22
PIC Programming Tricks	Apr 41
Reverse Engineering	Feb 51
Switching Power Supplies	May 43
Heathkit's Individual Learning System (ER)	Feb 15
Heatsink, How to Select the Right (McGuire)	May 41
Hello, Again (Laron)(ED)	Sep 4
Hi-Fi Fixes, Stealth Tweaks, and Bio EQ (Klein)(AUD)	Oct 68
High-Voltage Probe, Mini (Campisi)(C)	Aug 51
Hobby Spectrum Analyzer, Build This (Kopski)(C)	Sep 29, Oct 55, Nov 50
Hot Chassis, The (Lancaster)(HH)	May 43
How to Select the Right Heatsink (McGuire)	May 41
HTML	
and Java (Holtzman)(CC)	Feb 27
Coding, IP Addressing and (Holtzman)(CC)	Nov 77
Hum and Noise in Professional Audio Systems (Klein)(AUD)	Feb 64

IC Tester, Analogic (Duker)(C)	Apr 31
In the Beginning There Was Coherent Light (Bergquist)(LE)	Apr 49
Individual Learning System, Heathkit (ER)	Feb 15
Induction Heating (Lancaster)(TM)	Dec 72
Information on Electronics (QA)	Jan 8
Instant Worldwide Telephony Signalling System 7 (Hewett)	Apr 29
Internet Addressing (Lancaster)(HH)	Jun 45
Introducing www.gernsback.com (Laron)(ED)	Nov 4
Introduction to Vectors (Lancaster)(TM)	Sep 65
Invention-Marketing Firms (Lancaster)(HH)	Feb 51
IP Addressing and HTML Coding (Holtzman)(CC)	Nov 77
ISC MeterMux (ER)	Apr 24
J	
JamMix, Build the (Hendry)(C)	Oct 46
Java and the DLB (Holtzman)(CC)	Sep 74
K	
Keep Track of Important News While You Work (ER)	Sep 16
Keyboard, Windows 95 (Byers)	Aug 41
KIT BUILDING	
Put A Signal Out on the Air! (ER)	Jul 20
L	
L/C Meter, Self-Calibrating (Heck)(C)	Jun 31, (LET) Nov 11
Lamps and Lighting Efficiency (Lancaster)(HH)	Jan 39
LASER EXPERIMENTS (D)(Bergquist)	Apr 49, Jun 51
	Jul 62, Aug 31, Sep 77
	Oct 70, Nov 70, Dec 78
	Dec 78
	Oct 70
Creating Laser Light Shows Entertaining with Laser Light Experiments with Laser Light	Jun 51, (LET) Aug 10, Sep 14
Experiments with Your Laser	Jul 62
Generating Laser-Light Patterns in the Beginning There Was Coherent Light	Nov 70
Lasers in Security Systems	Apr 49
Optics and Optical Experiments	Sep 77
	Aug 31, (LET) Nov 11
LASER PRINTER	
Cleaning Paper, Staticide (ER)	Jun 12
Repairs (Lancaster)(TM)	Aug 63
Lasers in Security Systems (Bergquist)(LE)	Sep 77
Latching-Switch Circuit (QA)	Mar 8
Lead-Acid Batteries (QA)	Jul 12
LETTERS (D)	
	Jan 12, Feb 12, Mar 13
	Apr 10, May 12, Jun 10
	Jul 16, Aug 10, Sep 14
	Oct 22, Nov 11, Dec 14
Levitator, Electromagnetic (Williams)(C)	Feb 33
Lighthouse, Electronic (Poeth)(C)	Aug 45
Line Level Audio to 68 Ohms (QA)	Feb 8
Listening Center, Build the (Covington)(C)	Oct 53
Logic Controllers, Programmable (Martin)	Apr 37
Logic Simulators Test TTL Designs (Byers)	Aug 59
Look at PC Technology, A (Spiwak)	Dec 54
LOW-COST SOFTWARE FOR	
Circuit Simulation (Byers)	Jul 41
PC-Board Design (Byers)	Jan 25, Feb 37, (LET) May 12
M	
Magnetic Levitation (Lancaster)(HH)	Jun 45
Magnetometer Update (Lancaster)(TM)	Oct 61
MAKING	
Time Measurements with a DSO (Caryl)(SVC)	Jul 38
Voltage Measurements with a DSO (Caryl)(SVC)	Jun 57
Your Job Easier with a Digital Scope (LaJeunesse)(SVC)	Dec 30
Measuring Loudness (QA)	Sep 10
Metrology Lab, Mini (Hoffman)(C)	Mar 35, Apr 33, May 39, (LET) Jun 10
MeterMux Virtual Oscilloscope and Recorder, Mission Technology (ER)	Apr 24
Microphone Basics (Miller)(AUD)	Nov 74
Milli-Ohm Adapter, Build This (Campisi)(C)	Nov 40
Mini High-Voltage Probe, Build this (Campisi)(C)	Aug 51
Mini Metrology Lab (Hoffman)(C)	Mar 35, Apr 33
	May 39, (LET) Jun 10
Mission Technology's Virtual Oscilloscope and Recorder (ER)	Apr 24
Modems and Call Waiting (QA)	Oct 15

Modern Power-Factor Correction (Lancaster)(HH) Jun 45
 Modified RadioShack Timer Kit (QA) Feb 8
 Mystery Diode (QA) Sep 10

N

Negative Resistance (QA) Jul 12
 Neon, Automotive (Iannini)(C) Jul 47
 New Digital Storage Scope has LCD Display (Barkume)(SVC) Oct 74
NEW LITERATURE (D)
 Jan 20, Feb 22, Mar 24
 Apr 20, May 25, Jun 24
 Jul 26, Aug 20, Sep 24
 Oct 27, Nov 25, Dec 24
NEW PRODUCTS (D)
 Jan 16, Feb 19, Mar 16
 Apr 14, May 21, Jun 16
 Jul 22, Aug 14, Sep 20
 Oct 26, Nov 22, Dec 22
 New Windows 95 Keyboard (Byers) Aug 41
 NiCd Charging (QA) Nov 14
 NiCd Zapping (QA) Nov 14

O

Optics and Optical Experiments (Bergquist)(LE) Aug 31, (LET) Nov 11
 Oscilloscope, Goldstar OS-9100P (ER) Mar 26

P

Party Line, Build the (Black)(C) Jan 31, Feb 35
 PC-Based Test Equipment (Byers) Oct 33
 PC-Board Design Software, Low-Cost (Byers) Jan 25, Feb 37, (LET) May 12
 PC Pinouts (QA) Oct 15
 PC Technology, A Look at (Spiwak) Dec 54
 Pentium, A Better Processor Than? (Holtzman)(CC) Feb 27
 Pentium Updates (Holtzman)(CC) Jan 45
 Phillips Professional Solutions PCA 20 TV Card (ER) Sep 16
 Phone Line Sentinel (Saad)(C) Nov 53
 Phone-Line Privacy Module (Melton)(C) May 69
PHOTOGRAPHY
 Build A Zonal Enlarging Meter (Covington)(C) Nov 43
 Fargo Electronics Color-Photo Printer (ER) Dec 20
 PIC Programming Tricks (Lancaster)(HH) Apr 41
 PIC Tricks, More (Lancaster)(HH) May 43
 PLC Problems, Troubleshooting (Martin) May 33
 Power Supply Problems (QA) Jan 8
 Power Supply Resources (Lancaster)(HH) May 43, (LET) Oct 22
 Power-Hungry Guitar Amp (QA) Jul 12
 Printer Port Input? (QA) Oct 15
 Privacy Module, Phone-Line (Melton)(C) May 69
 Product Development Concepts (Lancaster)(HH) Jan 39
 Professional Audio Resources (Lancaster)(HH) Jul 29
 Programmable Logic Control, Troubleshooting (Martin) May 33
 Programmable Logic Controllers (Martin) Apr 37
 Protek's Digital Multimeter with RS-232C Interface (ER) Jan 14
 Pulse Metric's DynaPulse Blood Pressure Monitor (ER) Nov 18
 Put A Signal Out on the Air! (ER) Jul 20

Q

Q&A (D)
 Jan 8, (LET) Apr 10, May 12
 Feb 8, Mar 8, Apr 8, May 8
 Jun 9, Jul 12, Aug 8, Sep 10
 Oct 15, Nov 14, Dec 10

R

RadioShack LCD Digital Multimeter Model 22-168A (ER) Oct 24
 Rain Alarm (QA) May 8
 Ramsey Electronics FM-25 FM Stereo Broadcaster Kit (ER) Jul 20
 Regulated Power for Electrochemistry (Barrow)(C) Mar 47
 Regulating AC Voltage (QA) Feb 8
 Remote Sensing of Driveway Gates (QA) Jul 12
 Removable Media Drives, All About (Byers) Sep 44
 Replacing a Transformer (Lancaster)(HH) Mar 49
 Return to Reality (Holtzman)(CC) Jan 45
 Reverse Engineering (Lancaster)(HH) Feb 51
 RGB-to-NTSC Converter (Lancaster)(HH) Jan 39

Runabout Robot, Build the (Retzinger)(C) Mar 37

S

SCOPE
 Adapter, Dual (Campisi)(C) Jun 43
 Calibrator, Fast Pulsar (Swift)(C) Oct 41
 Probe Circuits (QA) Apr 8
 Scoreboard Puzzle (QA) Sep 10
 Self-Calibrating L/C Meter, Build this (Heckl)(C) Jun 31, (LET) Nov 11
 Serial Port Start Bit (QA) Jun 9

SERVICING (D)
 Feb 24
 Jun 57, Jul 38, Sep 62
 Oct 74, Nov 68, Dec 30
 Sep 62

Glossary of DSO Test Terms (LaJeunesse) Sep 62
Making
 Time Measurements with a DSO (Caryl) Jul 38
 Voltage Measurements with a DSO (Caryl) Jun 57
 Your Job Easier with a Digital Scope (LaJeunesse) Dec 30
 New Digital Storage Scope Has LCD Display (Barkume) Oct 74
Troubleshooting
 Horizontal Start-Up Circuits (Rodgers) Feb 24
 VCR Tape Path Alignment (Epperson) Nov 68
 Shortwave Broadcasting, The Coming Revolution in (Leinwoll) Sep 56

Signal Generator and Processing Engine, Teiulex Model SG-100 (ER) Aug 12
 Signalling System 7 (Hewett) Apr 29
 Simple Frequency Doubler (LET) Sep 14
 Simulated Lighthouse Beacon (QA) Feb 8
 So, You Want to Buy a New Computer? (Byers & Wise) Jan 27
 Socket Questions (QA) Aug 8
SOFTWARE (See also COMPUTER CONNECTIONS)
 Logic Simulators Test TTL Designs (Byers) Aug 59
 Low-Cost Software for Circuit Simulation (Byers) Jul 41
 Design (Byers) Jan 25, Feb 37, (LET) May 12
 Solar-Powered Fly Controller (Pickens)(C) Jun 39

Solid-State Level Indicators, Dress Up Audio Projects with (Richards)(C) Jan 29
 Solving Linear Equations (Lancaster)(TM) Dec 72
 Spectrum Analyzer, Hobby (Kopski)(C) Sep 29, Oct 55, Nov 50
 Spinal Column of Civilization, The (Holtzman)(CC) Apr 79
 Splitting Microphones (Miller)(AUD) Dec 28
 Staticide Laser Printer Cleaning Paper (ER) Jun 12
 Stereo Compressor, Build this (Ryckebusch)(C) Aug 37, (LET) Nov 11
 Stress Gets to a Writer, The (Holtzman)(CC) Dec 26
 Switching Power Supplies (Lancaster)(HH) May 43

T

TECH MUSINGS (D)(Lancaster) (See also HARDWARE HACKER)
 Aug 63
 Sep 65, Oct 61, Nov 61, Dec 72
 Aug 63
 Sep 65
 Oct 61
 Dec 72
 Nov 61
 Tektronix Tekscope Digital Storage Scope (Barkume)(SVC) Oct 74

TELEPHONE
 Phone Line Sentinel (Saad)(C) Nov 53
 Phone-Line Privacy Module (Melton)(C) May 69
 Signalling System 7 (Hewett) Apr 29
 Build the Party Line (Black)(C) Jan 31, Feb 35

TELEVISION (See also VIDEO)
 Amateur TV Receiver (Sheets & Graf)(C) Jun 33
 Transmitter (Sheets & Graf)(C) May 31
 TV Card, Philips Professional Solutions PCA 20 (ER) Sep 16
 TV Repair Query (QA) Jun 9
 Teiulex Model SG-100 Signal Generator and Processing Engine (ER) Aug 12
 Tesla Coil, Building Your Own (Lancaster)(HH) Jul 29

TEST EQUIPMENT (See also SERVICING)
 Analogic IC Tester (Duker)(C) Apr 31
Build The/This
 Fast Pulsar Scope Calibrator (Swift)(C) Oct 41
 Hobby Spectrum Analyzer (Kopski)(C) Sep 29, Oct 55, Nov 50
 Mill-Ohm Adapter (Campisi)(C) Nov 40
 Mini High-Voltage Probe (Campisi)(C) Aug 51
 Self-Calibrating L/C Meter (Heckl)(C) Jun 31, (LET) Nov 11
 Video Pattern Generator (Xia)(C) Jul 51
 Cable Reflection Tester (Cicon)(C) Dec 58
 Dual Scope Adapter (Campisi)(C) Jun 43

Future of Test Equipment, The (Laron)(ED) Oct 4
 Goldstar OS-9100P Oscilloscope (ER) Mar 26
 Mission Technology's Virtual Oscilloscope and Recorder (ER) Apr 24
 Protek's Digital Multimeter with RS-232C Interface (ER) Jan 14
 RadioShack LCD Digital Multimeter Model 22-168A (ER) Oct 24
 Time-Period Adapter (Campisi)(C) Apr 39
 Tonal Voltmeter (Bender)(C) Sep 61
 Versatile Signal Source (ER) Aug 12
 Visit to Virtual Instrumentation, A (Byers) Oct 33

Theremin, Build this (Simonton)(C) Feb 31, Mar 43
 Three-Phase Magic Sinewaves (Lancaster)(HH) Jul 29
 Time-Period Adapter (Campisi)(C) Apr 39
 Timing Light as Stroboscope (QA) May 8
 Tonal Voltmeter (Bender)(C) Sep 61
 Transmitter, Amateur TV (Sheets & Graf)(C) May 31
TROUBLESHOOTING
 for Boaters (Martin) Jun 41
 Horizontal Start-Up Circuits (Rodgers)(SVC) Feb 24
 PLC Problems (Martin) May 33
 VCR Tape Path Alignment (Epperson)(SVC) Nov 68
 Tubes for FETs (QA) May 8
 TV Card, Philips Professional Solutions PCA 20 (ER) Sep 16
 TV Repair Query (QA) Jun 9

U

UHF Corner Reflector Antenna (Sheets & Graf)(C) Jul 57
 UHF Downconverter, Build this (Sheets & Graf)(C) Jun 33
 Ultrafast Computers (Lancaster)(HH) Jan 39
 Understanding Digital Filters (Lancaster)(TM) Nov 61
 Using the 7107 (Bergquist) Nov 55

V

Vacuum Forming (Lancaster)(TM) Oct 61
 Variable-Gain Amplifiers (Lancaster)(HH) Mar 49
 VCR Tape Path Alignment, Troubleshooting (Epperson)(SVC) Nov 68
 Versatile Signal Source Generates a Wide Variety of Waveforms (ER) Aug 12
VIDEO (See also VIDEO NEWS)
 Amateur TV Transmitter (Sheets & Graf)(C) May 31
 Build This UHF Downconverter (Sheets & Graf)(C) Jun 33
 Keep Track of Important News While You Work (ER) Sep 16
 Troubleshooting VCR Tape Path Alignment (Epperson)(SVC) Nov 68
 Video Pattern Generator, Build this (Xia)(C) Jul 51
VIDEO NEWS (D)(LACHENBRUCH)
 Jan 6
 Feb 6, Apr 6, May 6
 Jun 6, Jul 8, Aug 6
 Sep 8, Oct 12, Nov 6, Dec 8

VINTAGE COMPONENTS
 Where Has All the Good Stuff Gone? (McClellan) Oct 50
 Visit to Virtual Instrumentation, A (Byers) Oct 33
 Visual Basic 4 (Holtzman)(CC) Feb 27
 Voltmeter, Tonal (Bender)(C) Sep 61

W

Waveform Generator Circuits (Marston) Jan 37, Mar 45
WEATHER
 Mini Metrology Lab (Hoffman)(C) Mar 35, Apr 33, May 39, (LET) Jun 10
 Web Hits and Misses (Lancaster)(TM) Sep 65
 Web Resources (Holtzman)(CC) Aug 24
WHAT'S NEWS (D)
 Jan 4, Feb 4, Mar 4
 Apr 4, May 4, Jun 4
 Jul 4, Aug 4, Sep 6
 Oct 6, Nov 8, Dec 6
 Where Has All the Good Stuff Gone? (McClellan) Oct 50
 Where to Take Audio Output (QA) Jul 12
 Windows 95 Keyboard, New (Byers) Aug 41

X

Xenon Flashtube Theory (QA) May 8

Z

Zonal Enlarging Meter, Build A (Covington)(C) Nov 43

Debunking Techno-Myths, Linear-Phase Digital Filters, and More

THERE HAVE BEEN SEVERAL MEDIA REFERENCES RECENTLY TO THE TERM “TECHNO-MYTH.” TECHNO-MYTHS ARE SIMPLY URBAN LORE WITH A TECHNICAL BENT. EXAMPLES OF THAT INCLUDE SUCH THINGS AS THE ONE-THOUSAND MILE-PER-GALLON

carburetor that the Detroit conspiracy is suppressing, or the alien commune the Air Force has secretly stashed. Another is the one about the lone industry outsider who got his untested and unproven idea effortlessly patented, and instantly became filthy rich.

Techno-myths are also what some might politely term *that which is not so*. The myths are, in fact, easily separated from reality—all you have to do is ask some fundamental and very pointed questions. For instance: “Are there *several* independent and *personally verifiable* primary sources?” “Where is the hard evidence?” “Do any peer-reviewed publications exist?” “Is there an unambiguous experiment that will clearly cause the effect to reveal itself?” “Does the claimant possess enough theoretical and math background to even understand the problem?” “Is this the simplest and the most probable explanation for the observed effect?”

I have long been a fan of all these techno-myths. Especially those that involve pseudoscience or any patent scams. Most of those works of fiction are wondrously bizarre reading. As I’ve mentioned a time or two before, a goal around here is to heap all of this stuff on center stage, then shine a bright light on it, and get you to independently conclude: “Yup—That really is a big pile!”

I have expanded the pseudoscience section of my www.tinaja.com. We’ve now got new links to everybody, includ-

ing, *Saucer Smear*, *Skeptical Enquirer*, and *KeelyNet*. In fact, KeelyNet has made me their resident skeptic, whatever that means. You’ll find more on patent myths in my *Case Against Patents* package, or the www.tinaja.com patent shelf.

Tell you what, let’s make a contest out of this: Simply tell me about any techno-myth that I’ve not heard of yet, or a different slant on one I have. There’ll be a dozen or so of my *Incredible Secret Money Machine II* books going to the better entries, along with an all-expense-paid (FOB Thatcher AZ) *tinaja quest* for two going to the best submission of all. As usual, *written* and *snail-mailed* entries only. Be sure to send them to me at *Synergetics* (the address can be found

elsewhere in this column), rather than to the **Electronics Now** editorial offices.

And hey, no complaints about no e-mail entries. (A) It is my contest, so I’ll make any rules I want. (B) I need a hard-copy audit trail of the entries. (C) Snail-mail dramatically *increases* your odds of winning. And, of course, (D) the purpose of my contest is to encourage creative thought. A single e-mail message ruthlessly demolishes any and all creative thought within a six block radius.

Linear Phase Digital Filters

After our digital filter coverage in the past few columns, I’ve had lots of requests for exact details on how you design a “real” digital filter. As it turns out, that’s a lot easier than you’d first suspect. Designing digital filters simply involves finding some magic numbers called *coefficients*. Those coefficients can be found by solving the linear equations we looked at last month—just plug the desired amplitudes and frequencies into those equations, and crank out your answers.

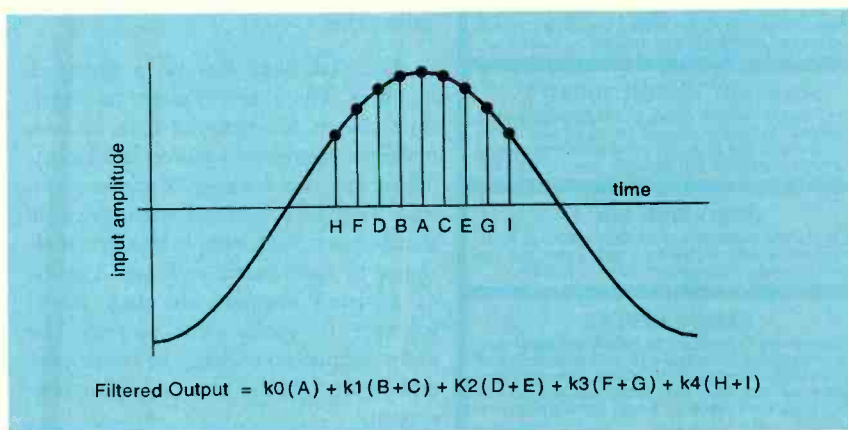


FIG. 1—A LINEAR-PHASE DIGITAL FILTER gets created by taking some chosen number of evenly spaced samples. The samples are then added into pairs and multiplied by carefully chosen coefficients. Finally, all of the paired and scaled values are summed into a single output result.

new from
DON LANCASTER

ACTIVE FILTER COOKBOOK

The sixteenth (!) printing of Don's bible on analog op-amp lowpass, bandpass, and highpass active filters. De-mystified instant designs. \$28.50

CMOS AND TTL COOKBOOKS

Millions of copies in print worldwide. THE two books for digital integrated circuit fundamentals. About as hands-on as you can get. \$28.50 each.

INCREDIBLE SECRET MONEY MACHINE II

Updated 2nd edition of Don's classic on setting up your own technical or craft venture. \$18.50

LANCASTER CLASSICS LIBRARY

Don's best early stuff at a bargain price. Includes the CMOS Cookbook, The TTL Cookbook, Active Filter Cookbook, PostScript video, Case Against Patents, Incredible Secret Money Machine II, and Hardware Hacker II reprints. \$119.50

LOTS OF OTHER GOODIES

Ask the Guru I or II or III	\$24.50
Hardware Hacker II, III or IV	\$24.50
Micro Cookbook I	\$19.50
PostScript Beginner Stuff	\$29.50
PostScript Show and Tell	\$29.50
Intro to PostScript Video	\$29.50
PostScript Reference II	\$34.50
PostScript Tutorial/Cookbook	\$22.50
PostScript by Example	\$32.50
Understanding PS Programming	\$29.50
PostScript: A Visual Approach	\$22.50
PostScript Program Design	\$24.50
Thinking in PostScript	\$22.50
LaserWriter Reference	\$19.50
Type 1 Font Format	\$16.50
Acrobat Reference	\$24.50
Whole works (all PostScript)	\$380.00
Synergetics Surplus Catalog	FREE
Technical Insider Secrets	FREE

POSTSCRIPT SECRETS

A Book/Disk combination crammed full of free fonts, insider resources, utilities, publications, workarounds, fontgrabbing, more. For most any PostScript printer. Mac or PC format. \$29.50

BOOK-ON-DEMAND PUB KIT

Ongoing details on Book-on-demand publishing, a new method of producing books only when and as ordered. Reprints, sources, samples. \$39.50

THE CASE AGAINST PATENTS

For most individuals, patents are virtually certain to result in a net loss of sanity, energy, time, and money. This reprint set shows you Don's tested and proven real-world alternatives. 28.50

BLATANT OPPORTUNIST I

The reprints from all Don's Midnight Engineering columns. Includes a broad range of real world, proven coverage on small scale technical startup ventures. Stuff you can use right now. \$24.50

RESOURCE BIN I

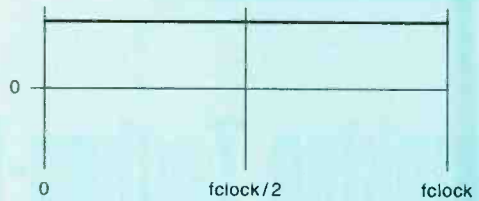
A complete collection of all Don's Nuts & Volts columns to date, including a new index and his master names and numbers list. \$24.50

FREE SAMPLES

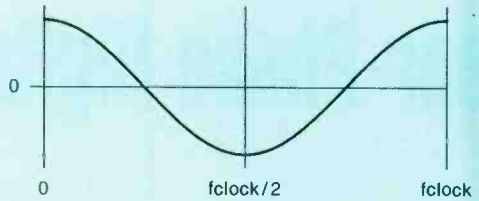
Check Don's Guru's Lair at <http://www.tinaja.com> for interactive catalogs and online samples of Don's unique products. Searchable reprints and reference resources, too. Tech help, hot links to cool sites, consultants. email: don@tinaja.com
FREE US VOICE HELPLINE VISA/MC

SYNERGETICS
Box 809-NV
Thatcher, AZ 85552
(520) 428-4073

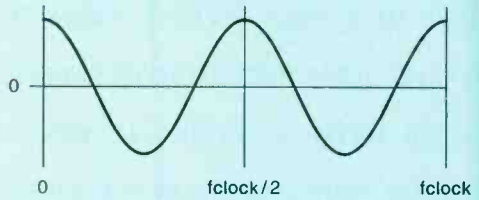
CENTER sample



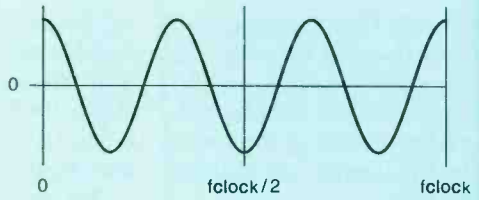
FIRST sample pair



SECOND sample pair



THIRD sample pair



FOURTH sample pair

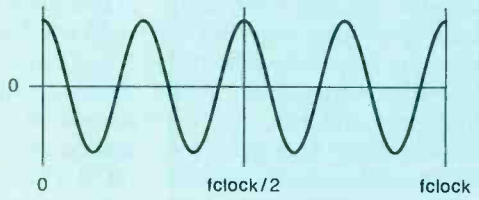


FIG. 2—EACH FILTER TAP PAIR is independent and responds differently as your frequency changes. Each pair can be scaled to any size or to either polarity by multiplying by a chosen coefficient. Thus, any two of the scaled pairs can force any two frequencies to have any two selected amplitudes. Any n pairs can force n frequencies to have n selected amplitudes.

A digital filter acts on a group of numbers. The numbers might be a real-time stream of incoming data, or non real-time data already stored in memory. Those numbers are *sampled* at some constant rate (or a constant spacing) called the *clock rate*. Each sample first gets multiplied by some magic *coefficient*. A group of adjusted samples are then added together to create your output. The more samples you select, the better your end result, but the more complex your system.

Figure 1 shows us a special type of digital filter known as a *constant-phase* filter. Constant-phase filters can magically search both *forward* and *backward* in time. All of the signal's harmonics stay in

perfect step with each other. In contrast, most analog filters often introduce unavoidable delays with capacitor or inductor energy storage.

One major advantage of constant-phase filters is that they are usually "distortionless," which is extremely important in data communications applications. Their disadvantage is that their response shapes are somewhat limited, and more time and effort might be needed to get a desired result.

A linear-phase filter consists of a single *center* sample, combined with one or more pairings of identically scaled "outrigger" samples. The first sample pair is made one clock earlier and one clock later than "now." Your second sample pair will end

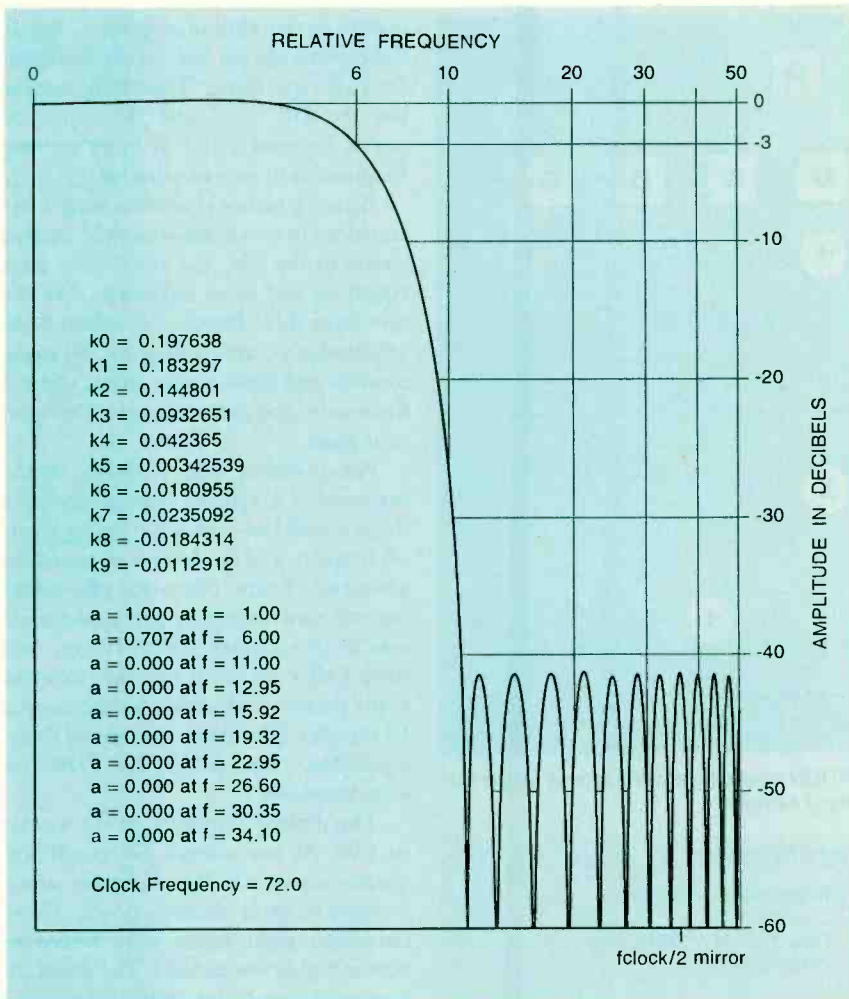


FIG. 3—THE FREQUENCY RESPONSE of a typical 19-tap linear-phase low-pass filter. Ten desired amplitudes and frequencies are sent to LINEAREQ.PS, which then calculates the coefficients and plots the results.

up two clocks earlier and two clocks later than “now.” And so on. As many sample pairs get used as are needed to do the job. In general, a digital filter begins to pick up power when you use the center and three or more sample pairs.

Your clock sets your sample rate, and therefore your *time interval* between samples. At any desired frequency, another name for a time interval is a *phase delay*.

Let’s assume a clock frequency of 72 samples-per-cycle for your lowest ($f=1$) frequency of interest. There’s 360 degrees in one frequency cycle. Last time I checked, $360/72 = 5$. So there are five degrees of phase shift per sample at the $f=1$ fundamental.

Since digital filters are linear, we can analyze them by using carefully chosen frequencies and phases. By a process of *superposition*, the chosen selections should predict the exact, final real-world filter response where lots of frequencies and phases are present all at once.

Because we are linear, we can also apply a *normalization*. That is, you initially assume your fundamental frequency is 1.0. And in our current case, your clock frequency is 72. Later you can adjust your clock to reach the desired frequency-response range. We will also normalize our input to one volt. That simplifies the math and is easily scaled later. Additional details on scaling and normalization are found in my *Active Filter Cookbook*.

Building a Response

First, let’s look at the fundamental. Because any old phase will do for our analysis, let’s use cosines, otherwise known as a ninety degree phase shift. Your center sample simply measures how big your fundamental is. The first sample pair measures the amplitudes at (in this case) plus-and-minus five degrees of phase. The second sample pair measures it at plus-and-minus ten

degrees of phase shift. The third sample pair measures it at plus-or-minus fifteen degrees from the center peak.

Next, look at your ($f=2$) second harmonic. The center sample stays on your peak. But your first sample pair now measures at-plus or-minus ten degrees. Your second sample pair is at twenty degrees. Similarly, at your third harmonic, your center sample still stays in the center. But the first sample pair is at plus-or-minus fifteen degrees from peak.

How do those sample pairs behave as we change frequency? Figure 2 shows us the amazing results. Your center sample is just your amplitude, telling us “how big” this frequency is. Therefore, the center sample plots as a constant with frequency; that is, a straight horizontal line. Your first sample pair plots as a cosine in amplitude-frequency space. Why? At rather low frequencies, the samples are all so close together that they are nearly identical. As you raise frequency, the sample pairs move further and further away from the peak. At one-quarter of the clock frequency, both samples will sit on a zero crossing, giving you a zero result. At one-half of the sample frequency, both samples will hit on negative peaks. The result will go back to zero at three-quarters of your sample frequency, and to maximum at your actual sample frequency. Note that at your clock frequency, your sample phase shift is plus-or-minus 360 degrees, and they are sitting on the peaks of the next and the previous cycle from where you are “now.”

Your second sample pair is easily shown to be a cosine which will repeat twice in the sample space. Your third sample pair will repeat three times, and so on. Taken together in the real world, I believe this neat-o pile of cosines is called a *Chebyshev Polynomial*. I will offer a free ISMM II to the first math freak that can set me straight on the correct terminology.

Finding Coefficients

Let us see what we can do with all those magic cosines. A center sample can be thought of as a “DC level” or zero-frequency cosine. We can adjust that amplitude any way we like. We could also make it positive or negative. Therefore, with our zero-frequency cosine, we can force any one frequency to have one chosen amplitude.

Similarly, by using our one-cycle cosine, we are able to force any one fre-

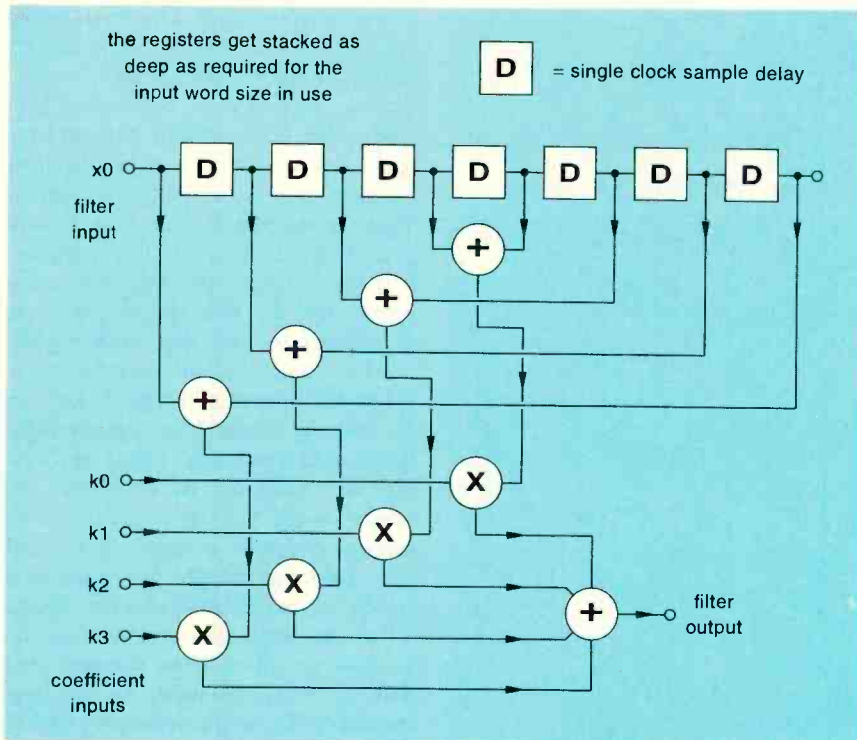


FIG. 4—THE SYMMETRIC DIGITAL FILTER OPTION uses tap pairs. Response shape can end up better, but the output falls between the input samples.

quency to one chosen amplitude. But all these wave shapes are totally independent of each other. Therefore, we can use the DC level and the one-cycle cosine together to let us force any two frequencies to two amplitudes.

By using plain old algebra, we get two equations in two unknowns. Add another cosine to the pile, and you'll have three equations and three unknowns. We can now force three frequencies to match the amplitudes we are looking for. By going to more and more cosine terms, you can force more and more frequencies to meet your goals.

For instance, Fig. 3 shows us the response of a specific example called a sharp-cutoff low-pass filter having a cutoff frequency of six. It uses 10 terms for a total of 19 taps. Note that one center tap and nine outrigger pair taps should sum to 10 variables, and to 19 taps. You solve a 10×10 linear equation to arrive at the correct coefficients for the needed 19 samples. (For more on solving linear equations, see MUSE106.PDF on www.tinaja.com.)

The desired amplitude at $f=1$ was set to 1.00. At our wanted $f=6$ cutoff frequency, we set a 0.707 amplitude, which is equal to three decibels down. Those remaining eight terms were forced to zero at higher frequencies. The initial try bounced around a lot, so the frequencies were adjusted to give the uniform humps shown. More design details appear in file LINEAREQ.PS on www.tinaja.com.

You can easily design your own digital filters just by punching frequencies and amplitudes into this routine.

Some Options

Remember that there is a "mirror" on any digital filter at one-half the sample frequency. Therefore, the response in Fig. 3 starts going back up at around a frequency of 62, and gets back to unity at 72. That is why you *must* prefilter all digital filters to prevent significant energy beyond half the clock.

When you force some frequencies to provide the amplitudes you desire, others may end up wildly wrong. For instance, a linear-phase filter seems to want to "bounce" in the stopband. Force the smooth stopband response and it won't end up as good. If your response misbehaves, try shifting your set frequencies around some. If that fails, you could go to additional taps. Don't be afraid to experiment.

A symmetrical approach to digital fil-

HOME THEATER RESOURCES

Advanced Imaging

445 Broad Hollow Rd. #21
Melville, NY 11747
(516) 845-2700

Audio Video Interiors

21700 Oxnart Street #1600
Woodland Hills, CA 91367
(818) 593-3900

B&H Video

119 W 17th St.
New York, NY 10011
(800) 932-1977

CableVision

825 7th Ave.
New York, NY 10019
(212) 887-8400

CD-ROM Professional

462 Danbury Rd
Wilton, CT 06897
(203) 761-1466

CD-ROM Today

150 North Hills Drive
Brisbane, CA 94005
(415) 468-4684

Digital Imaging

2340 Plaza del Amo #100
Torrance CA 90501
(310) 212-5802

Home Theater

29160 Heathercliff Rd. #200
Malibu, CA 90265
(310) 589-3100

Information Display

201 Varick St.
New York, NY 10014
(212) 620-3371

Journal AES

60 E 42nd St. Rm 2520
New York, NY 10165
(212) 661-2355

New Media

901 Mariner's Is Blvd. #365
San Mateo, CA 94404
(415) 573-5170

PC Graphics & Video

201 E Sandpointe Ave. #600
Santa Ana, CA 92707
(714) 513-8400

Presentations

233410 Civic Center Way #E-10
Malibu, CA 90265
(310) 456-2283

Pro Audio Review

5827 Columbia Pike 3rd Fl
Falls Church, VA 22041
(703) 998-7600

Pro CD Inc.

222 Rosewood Drive
Danvers, MA 01923
(800) 237-8931

Retailer

1300 S DeKalb Street
Shelby, NC 28150
(704) 482-9673

The Four-Year Electronics Degree Program That Really Hits Home!

Bring The Technology Home With A Bachelor Of Electronics Engineering Degree. No Hassles. No High Cost!



Now's the time to prepare for a profitable career.

We've lowered the cost of higher education.

It's true! You can earn a four-year Bachelor of Electronics Engineering Technology degree today ... and prepare yourself for a high-paying electronics career ... without quitting your job or ever leaving your home. Because World College, an affiliate of the Cleveland Institute of Electronics, offers you the total flexibility of independent study programs proven effective for people like you who truly want to succeed! World College independent study lessons help you build valuable skills

**Mail/Fax Today
or Call
1-800-696-7532**

step-by-step, and expert instructors are personally available to you with a toll-free call. What a way to earn an education!

A world of opportunity.

Where is your career headed? With a four-year bachelor's degree from World College, you call the shots, choosing from incredible, high-paying opportunities in electronics, telecommunications, computer, electrical power, and many other growing fields.

World College gives you the skills, the knowledge, the power to take advantage of your best opportunity in electronics. And you can do it all at your own pace!

Without leaving home.

World College continually works to provide its students with the most advanced education tools. From the latest equipment and reference books to breakthrough computer-simulated experiments, students are exposed to the latest technological advancements.

All the equipment, parts, and software you need are included in your affordable tuition, including more than 300 hands-on lab experiments you can complete in your home.

Choose your own pace.

Earn your bachelor's degree on your time — and at your pace — because you pay tuition to World College only as you complete the upper-level semesters close to graduation. The faster you make it through, the less you pay. So you have an incentive to make your future happen quickly — yet the freedom to choose your own pace!

Send today for your FREE course catalog — and give yourself that future you've always wanted — with an electronics degree education from World College.



Take charge of your future in electronics.

Four Powerful Reasons To Connect With World College Today:

1. Earn your four-year degree!
2. Self-paced training!
3. Independent study in your home!
4. Expert instruction!

Give Me The Power!

Send me a FREE World College course catalog today!



(Please Print Neatly)

Name _____

Address _____

City _____

State, Zip _____

Phone () _____

Age _____

**For faster service, call
1-800-696-7532,
or call
1-804-464-4600.**

**Or fax this coupon to
1-804-464-3687.**



Lake Shores Plaza
5193 Drive, Suite 113
Virginia Beach, VA 23455-2500



Affiliated with
Cleveland Institute of Electronics

WAE40

NAMES AND NUMBERS

Butterworth Heinemann
313 Washington Street
Newton, MA 02158
(617) 928-2500

C&H Sales
PO Box 5356
Pasadena, CA 91107
(800) 325-9465

KeelyNet BBS
Box 1031
Mesquite, TX 75149
(214) 324-3501 BBS

Lindsay Publications
PO Box 538
Bradley, IL 60915
(815) 935-5353

Linear Technology
1630 McCarthy Blvd.
Milpitas, CA 95035
(408) 432-1900

National Semiconductor
2900 Semiconductor Rd.
Santa Clara, CA 95052
(800) 272-9959

Saucer Smear
James W. Moseley, J.S.
Box 1709
Key West, FL 33041

Skeptical Inquirer
PO Box 703
Buffalo, NY 14226
(716) 636-1425

Synergetics
Box 809
Thatcher, AZ 85552
(520) 428-4073

Don Thompson
6 Morgan #112
Irvine, CA 92718
(714) 855-3838

ters is shown in Fig. 4. Instead of the center sample we used before, all samples are paired. Symmetrical filters have somewhat improved shapes for a given number of samples, but your output result is "centered" between input samples—a feature that caused problems for my magic sinewave research.

You can also unpair your samples. Each can independently contribute to your response shape. You will get lots more shape options, but you will lose the "distortionless" property of linear-phase filters.

Home Theater Resources

In the future, the information presented here might be considered akin to a 1902 book on aviation, but a prelimi-

nary listing of home-theater resources shows up as this month's sidebar. The new home theater field is now about to explode, offering lots of unique opportunities to more savvy tech folk. There is absolutely no reason why home video displays can not shortly *exceed* those of theaters in terms of quality, brightness, and resolution.

Among other things, those new DVD disks and players should start to hit the retailers soon, though politics has delayed their debut for the time being. DVDs (digital versatile discs) are the first media that are obviously able to offer full theater quality, and still be flexible enough to adapt to even better future display or compression formats.

If you search the web, you'll find over 200,000 listings on *Alta Vista* alone for *home + theater*. Such as the new *Secrets of Home Theater and High Fidelity* e-zine at www.sdinfor.com/about.index.html.

Let me know if there are some additional home-theater resources we should have listed here. A free ISMM II is offered for your input.

New Tech Lit

Government surplus electronics has gotten a lot easier to deal with. There are now walk-in "fed"-run "retail" stores in certain areas. Also, new online listings are available, and plastic is now acceptable as payment. To get started, call (800) GOVT BUY for a free catalog, or visit their website at www.drms.dla.mil.

Also new this month, a CD full of data sheets and applications notes from *Linear Technology*. From *National Semiconductor*, comes a new *sidewinder* plug and play chip known as the PC87308VUL. That chip includes a floppy disk controller, a keyboard interface, a real time clock, a pair of UART's, infrared support, and a fast two-way parallel port (apparently they are saving the cow-milking option for revision 2.0 of the chip!). For some strange reason, it comes in a 160 pin package.

From *C&H Sales*, there's a new cata-

log on surplus motors, pneumatics, steppers, transformers, and for similar "heavy iron." All appear great for robotics or home-brew "flutterwumpers."

Lindsay Publishing is continuing their re-release of "new" older books. Some of those include 1904 *Amateur Work* reprints, a 1921 book on *Graduating, Etching, & Engraving*, and a hard bound 1910 *Elements of Machine Work*.

From *Don Thompson* comes a new book on easy laser-printer module repairs, especially the popular Canon SX and LX engines. And don't forget the revised *Battery Reference Handbook* re-tailed by *Butterworth-Heinemann*.

For the fundamentals of your own homebrew self-publishing, check into my *Book-on-demand* publishing kit per my nearby *Synergetics* ad. Also I just picked up a few newer surplus items, including several more mint *Tektronix* 1230 logic analyzers. Give me a call for full details. A reminder that nearly all of the mentioned resources appear in the *Names & Numbers* or *Home Theater* sidebars. Always check there first, then visit my web site at www.tinaja.com. I also offer a no-fee U.S. technical helpline per the *Need Help* box, as well as U.S. e-mail support. **EN**

SILICON-CONTROLLED RECTIFIER PROJECTS

1586T—From TAB Books. A treasure trove of exciting projects using SCR's and other low-cost thyristor devices for power-control applications. Includes a sophisticated burglar-alarm system, an SCR-based smoke-alarm system, a remote-control garage-door opener, and a high-tech light dimmer that uses the output from your stereo to modulate the intensity of your lights. And then there are 20 more. To order—ask for book **1586T**, and include your check for **\$12.95 (includes s&h)** in US and Canada, and order from — **Electronic Technology Today Inc., P.O. Box 240, Massapequa Park, NY 11762-0240**. US funds only, use US bank check or International money order. Allow 6-8 weeks for delivery. **MA09**



NEED HELP?

Phone or write all your US Tech Musings questions to:

Don Lancaster
Synergetics
Box 809-EN
Thatcher AZ, 85552
Tel: 520-428-4073

US email: don@tinaja.com
Web page: <http://www.tinaja.com>

Get your copy of the CRYSTAL SET HANDBOOK



Go back to antiquity and build the radios that your grandfather built. Build the "Quaker Oats" type rig, wind coils that work and make it look like the 1920's! Only **\$10.95** plus **\$4.00** for shipping and handling. **Clagck Inc., P.O. Box 4099, Farmingdale, NY 11735**. USA Funds ONLY! USA and Canada—no foreign orders. Allow 6-8 weeks for delivery. **MA01**

NT 4.0 and the Small-Office Network

RECENTLY I RECONFIGURED MY OFFICE NETWORK TO USE WINDOWS NT 4.0 AS THE PRIMARY SERVER, AND I'M MOSTLY PLEASED WITH THE RESULTS. FORMERLY, I USED AN OLD 386-BASED MACHINE AS A PRINT AND COMMUNICATIONS SERVER.

It ran Win95, and primarily provided dial-in, dial-out, fax-out, and printer sharing. File serving and backup services were provided by what had been the largest machine—a Pentium P60 with 24 MB of RAM, a 3-GB hard drive, a 4X CD-ROM drive, and a 4-mm DAT drive (all SCSI based).

The P60 also ran Macintosh file- and print-sharing services provided by a third-party package. In addition, the P60 served as my primary workstation. With all that going on, occasionally it got bogged down, depending on network traffic.

As for other office components, the laser printer has a built-in fax-receive module, so faxes print directly on plain paper. All faxes and modems connect to a single telephone line through a line-sharing device that automatically routes incoming calls by type, and outgoing calls by the port to which a device attaches. There is a separate voice line.

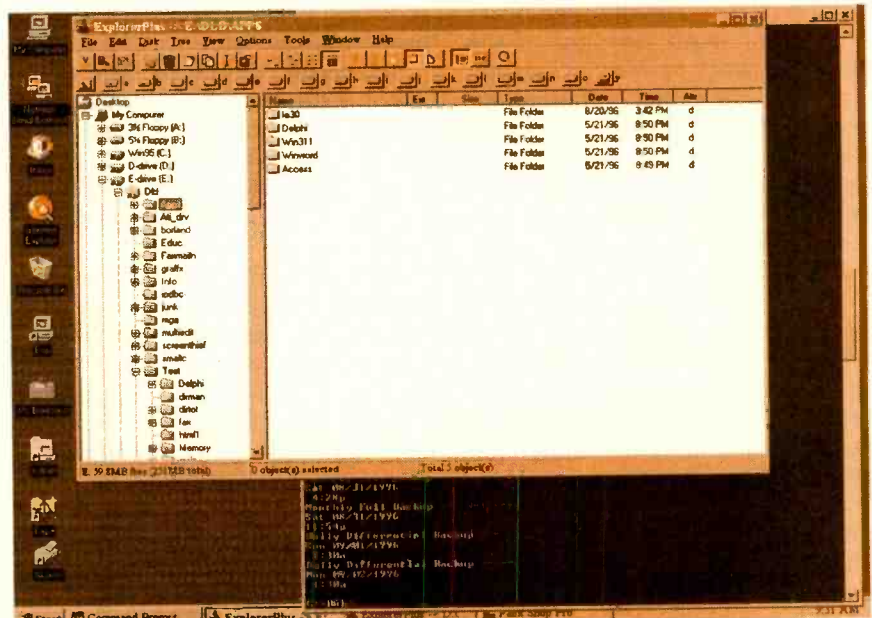
The new configuration includes a brand-new, ripping fast P166 with 64 MB of RAM, an Adaptec Ultra Wide SCSI controller with a wide 1-GB drive and an 8X CD-ROM, and a Matrox Millennium video adapter. That serves as my primary workstation, which no longer provides any network services. Its hard drive is divided into four partitions of about 256 MB each, which provides a good balance between cluster size and drive-letter manageability. I plan to keep that machine lightly loaded, running

only the necessities, which includes things like MS Office, Norton Utilities, McAfee Virus Shield/Scan, MicroHelp's fantastic PowerDesk, and the development environment(s) for whatever my current project happens to be. That machine currently runs Win95, although NT Workstation is looking better and better all the time.

I retired the 386 from server duties. In its place, the P60 now runs NT Server 4.0; it now concentrates (or soon

will) all network services. Currently that includes domain security, Macintosh file and print sharing, PC file and print sharing, fully automated and reliable backup (finally!), an HTTP server for development and testing, and dial-in services using Windows' Remote Access Service (RAS).

Unfortunately, the initial release of NT 4.0 does not include a fax service, even though fax-sharing is a standard part of Win95. However, Microsoft has stated that it will rectify that shortcoming within the next few months. In the meantime, I am experimenting with several different shareware packages. I am also looking into modem-sharing software, so the same port can be used (not at the same time, of course) for both RAS and fax. (I'll have more on the



NT SERVER 4.0 adopts the Win95 user interface and provides a robust and stable environment for use in a small software-development firm. However, be prepared to spend some time configuring resource sharing, TCP/IP addressing, and user security.

modem and fax packages next time.)

I had several questions about that configuration before I would commit to it. The biggest question was the NT vs. Win95 tradeoff: For a small office, is the extra cost of NT Server justified? Does it provide any significant advantages? Does it provide any significant disadvantages? Also, I had serious doubts about whether a low-end machine could function effectively as a file server. To resolve the latter, the answer is yes. In fact, I can load applications across the network (to the P166) faster than from the local machine.

The Win95 vs. NT tradeoff is more complex. Win95 has built-in RAS and fax services, but no Macintosh support. NT offers multi-user RAS, Mac support, but currently no fax service. Neither OS by itself can share a modem among applications. Win95's backup support is pathetic; NT's is entirely adequate for a small-office network. NT includes a built-in scheduler, to run things like automated, unattended backup. Win95 relies on the System Agent available as part of the Plus pack.

NT has several capabilities that have no Win95 equivalents. A major one is intelligent disk-cluster support when using the NTFS (NT File System) format. This means you don't have to waste hundreds of megabytes of space when partitioning a large drive. NTFS also supports a range of compression options, including individual files, directories, and entire drives.

Then there's security, and that's where you'll spend your time, doing things like setting up users and groups, giving them the proper permissions for access to resources, and defining their home directories and login scripts. You'll also have to spend time setting up the client (Win95) machines.

Is It Worth It?

You have to undergo lots of time-consuming tests and reboots to get an NT Server and the client machines configured properly. Even experienced network administrators will undergo a learning curve, especially if you're a TCP/IP newbie.

So, is NT Server 4.0 worth it for a very small business? Comparing prices, NT Server costs twice what a Win95 installation costs, even after counting the extra-cost add-ins. NT is also more expensive than Win95 in terms of initial setup time, though, once you get the hang of it, ongoing maintenance should

be no more expensive than with Win95. Even so, Win95 wins on a simple cost basis.

However, NT gives me a much safer feeling than Win95. I have more (though not perfect) confidence in NT than in Win95. I could get by with a Win95 server, and save some time and money, although not a lot. But I would still have to integrate third-party products, most significantly a robust backup package for DAT drives. The bottom line is that NT is worth it as a server solution for a very small business, but only if you don't mind scaling an OS administration learning curve.

Delphi Books

My love affair with Delphi continues. There is no faster way to get high-performance apps up and running on a Win32 platform (NT or Win95) than with Delphi. It strikes the perfect balance between rapid-development environments (like Visual Basic) and down-and-dirty C/C++ coding.

You can create user interfaces using the "drawing" method made famous by Visual Basic, but you can also get down and dirty when you need to. Delphi programs compile to a single executable, so distribution and configuration management are greatly simplified over the Visual Basic model. And the compiled file is native machine code, not 'p' code that is subsequently interpreted at runtime, as with Visual Basic. Delphi apps in general have a much snappier feel than Visual Basic apps.

The single biggest problem with Delphi is the documentation. There is extensive reference material (both print and on-line), and a good primer on Object Pascal. What's missing is information on intermediate and advanced topics.

Numerous third-party books have been published trying to fill that gap. Unfortunately, I have not as yet found a single volume that covers Delphi's breadth of possibilities consistently. However, I have found several volumes that individually provide worthwhile information on one or more topics. The

irony here is that you could easily end up spending more on third-party books than for Delphi itself!

The Revolutionary Guide to Delphi 2 (Various authors, Wrox Press, Chicago. ISBN: 1-874416-67-2) is a quickly remodeled version of a corresponding tome for Delphi 1. Each chapter is written by a different author (nine authors covering eighteen chapters), so there is some inconsistency in style and depth. Even so, the writing style in the book is much livelier than in typical programming books. The book provides lots of good working code and discussions of Delphi's internal workings. It includes a CD with the complete text in searchable format (a practice I really wish all publishers would follow), as well as sample components and other code.

If you happen to need information covered by a chapter in this book, you'll likely not be disappointed. For example, I found information on dynamic function pointers extremely helpful in designing a component that iterates over a custom object hierarchy, calling different routines (as passed in to the iterator) depending on the type of object or level of the hierarchy. Is there any way that you can do that in Visual Basic? Only in your dreams!

Delphi 2 Developers Guide (Borland Press, Sams Publishing, Indianapolis. ISBN: 0-672-30914-9) was written by Borland employees Xavier Pacheco and Steve Teixeira, and the access to inside information shows. At this point, the book is the closest thing to the missing user documentation required by Delphi. For example, I found a chapter on Win32 memory-mapped file I/O helpful. There is a good chapter on building DLLs with Delphi, and another, called "Hard-Core Techniques," that discusses topics like writing custom Window procedures, using Delphi's built-in x86 assembler, creating Windows hooks, thinking, and more.

One thing about that book gives me mixed emotions: Most code samples are printed twice—once as part of a complete listing, and once in a separate section as each routine is discussed. Is that an attempt to pad the page count? Are the authors legitimately trying to break complex items down into manageable chunks? Whatever the reason, once is enough, methinks.

Another decent book is *Delphi 2 Unleashed* (Borland Press, Sams Publishing) continued on page 71

PRODUCT INFORMATION
Microsoft Windows NT Server 4.0
Microsoft Corp.
One Microsoft Way
Redmond, WA 98052-6399
Tel: 800-426-9400, 206-882-8080.

VCR Tape-Transport Adjustments

BACK IN NOVEMBER, WE LOOKED AT THE TAPE PATH IN A TYPICAL VCR, WHAT COULD GO WRONG, AND WHAT ADJUSTMENTS ARE AVAILABLE WHEN THINGS DO GO WRONG. THIS TIME, WE'LL LOOK AT HOW TO PERFORM THREE OF THE

most common of those adjustments. Those are:

- **Reel-table height adjustment**—sets the table to a specific height to regulate the height of the tape.
- **Tape tension and tension-arm pole adjustments**—assures proper video-head to tape contact for interchangeability of tapes between VCRs.
- **Guide roller adjustments**—regulates the height of the tape so the video heads start scanning the tape at the proper point when the tape is entering and exiting the drum assembly. There are two of those adjustments: coarse and fine.

While the procedures shown here are for Hitachi VCRs, they are common to many brands of VCRs that have been manufactured in the past several years. You should have little problem applying them to your particular machine.

Tools You Will Need

In addition to ordinary hand tools and electronic instruments, there are a few special tools that you will need if you are going to make the adjustments described in this article. Specifically, those are a master plane, a reel table height jig, an alignment tape, and a back-tension meter. Three of those are shown in Fig. 1. For Hitachi equipment check with Hitachi Home Electronics (America), Inc., at 675 Old Peachtree

*From Hitachi HiLite. Hitachi Home Electronics (America) Inc., Suwanee, GA

Road, Suwanee, GA 30174. For other brands, contact the specific manufacturer for more information.

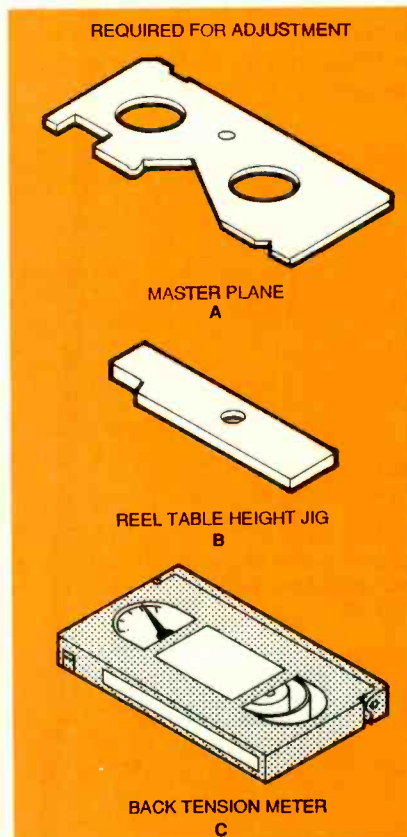


FIG. 1—YOU NEED THESE SPECIAL TOOLS along with a VCR alignment tape and a dual-channel oscilloscope to perform the adjustments described in this column.

VCRs are delicate electronic devices. Misadjusting a VCR will result in improper operation and damage to the heads. Gross misadjustments can also damage the tape in your VHS cassette. If you are not familiar with working on

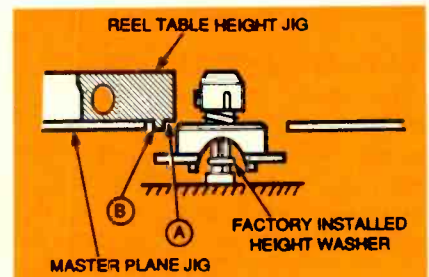


FIG. 2—HOW TO SET the reel-table height. Proper adjustment means that the reel-table height falls between points A and B.

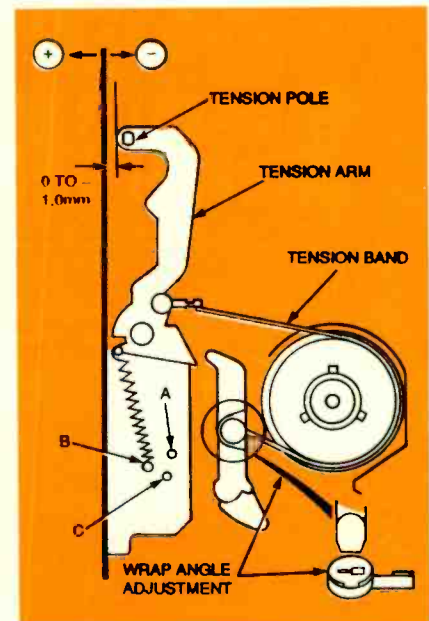


FIG. 3—WHERE TO FIND the wrap-angle screw. Note that there are three possible spring settings.

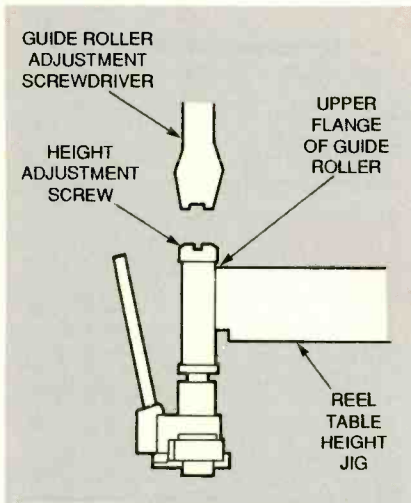


FIG. 4—FOLLOW THIS DIAGRAM when setting up the guide rollers.

VCRs, and you think the kind of adjustments described here are needed, you might want to take your equipment to a professional service center.

Reel-Table Height Adjustment

First remove the cassette housing assembly and place the master plane over the reel table as shown in Fig. 2. Then check to be sure that the reel-table height is between points A and B of the reel-table height jig. If the height

is not within those specifications, remove the reel table and add a 0.5-mm thick washer underneath the already installed factory washer as shown. Reassemble, and check again to see if reel-table height is now within specifications.

Tape Tension and Tension-Arm Adjustments

While the cassette-housing assembly is still off (remember, you removed it when you checked the reel-table height adjustment), set the VCR to its loaded state without a tape. To do that, unplug the VCR and cover the end sensors that tell the machine that a tape has been inserted. Then plug the VCR in and turn the power switch on. Now you can adjust the tension pole.

Figure 3 shows the location of the wrap-angle adjustment screw. Set that screw so that the top tip of the tension arm is positioned between 0.0 and 1.0 mm from the edge of the chassis.

After making that adjustment, reinstall the cassette-housing assembly and insert and play the back-tension meter cassette. Set the position of the spring at either point A, B, or C. Select the position that gives you a back-tension reading of between 25 and 32 g-cm.

Guide-Roller Adjustments

As we mentioned earlier, there are two guide-roller adjustments—coarse and fine. The coarse adjustment must be made first. To perform it, remove the cassette housing assembly and place the master-plane jig over the reel tables. Then, using the reel-table height jig (as shown in Fig. 4), turn the guide roller using a guide-roller adjustment screwdriver until the bottom of the guide roller's upper flange is flush with the top of the reel-table height jig.

Now play a blank tape and check to see if the tape rides correctly on the tape-guide ledge of the lower cylinder. If it does not, adjust the guides so that the tape enters and exits the drum assembly on that guide ledge. It may be necessary to alternate from one guide-roller adjustment to the other as they do interact.

Once the coarse adjustment is completed you can move on to the fine adjustment. Now you will need a dual-channel oscilloscope to adequately reproduce and synchronize the FM envelope (used for tracking adjustments) and the X-value, commonly called the "Interchangeability" adjustment.

Connect one scope probe to the FM envelope test point and the other to a point where you can observe the unit's

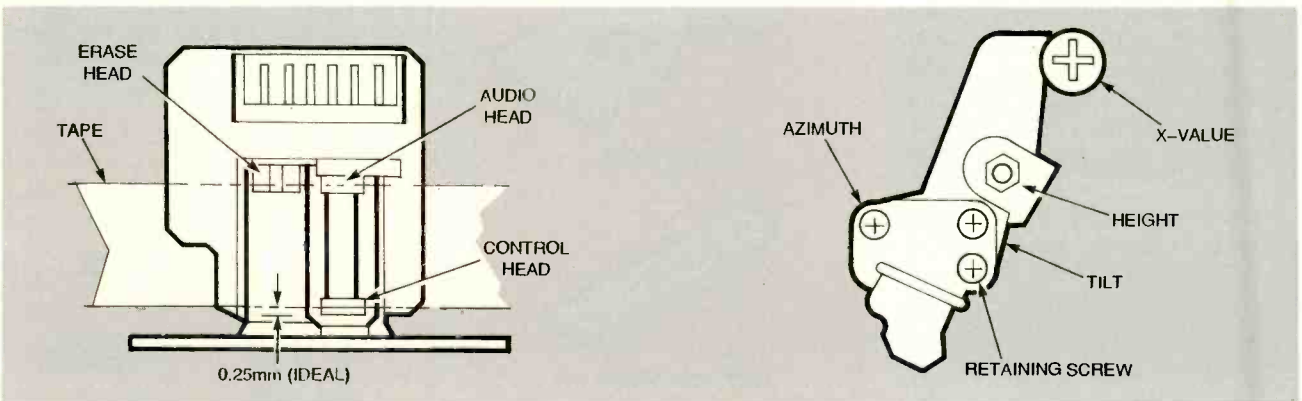


FIG. 5—THE HEIGHT OF THE audio-head guide post is ideal when the bottom edge of the tape is 0.25 mm from the bottom edge of the control head's core (left). The locations of the various audio-head adjustments are shown on the right.

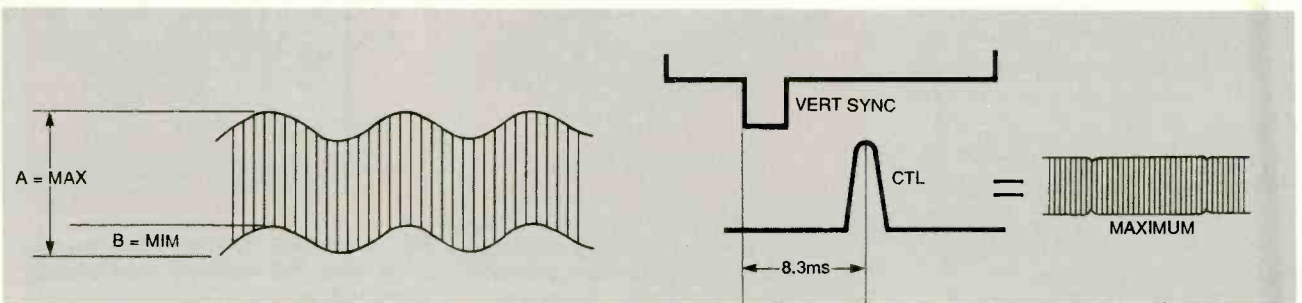


FIG. 6—THE FM ENVELOPE (left) is at its maximum when the CTL and vertical-sync signals have the correct phase relationship (right).

head-switching signal. To locate those points you will need the manufacturer's schematic of the VCR you are working on. Synchronize the scope to the head-switching signal. Now play the color-bar section of the alignment tape and adjust the manual tracking for maximum FM envelope.

The next step is do a linearity test, making sure that when the tracking controls move from one extreme to the other, that the FM envelope is uniform when collapsing and rising. Once that is done, it is time to move on to the audio-head adjustments.

Audio-Head Adjustments

Connect the scope probe for channel one of your dual-trace scope to the audio output of the VCR. Then play-back the stair-step section of the alignment tape. While it is playing, adjust the tilt hexagonal screw so that no curling appears at the take-up guide post. The height of the guide post is ideal when the bottom edge of the tape is 0.25 mm from the bottom edge of the control head's core (see Fig. 5). Adjust the azimuth adjustment screw, height-adjustment nut, and the tilt adjustment hexagonal screw to maximize the audio waveform with minimum fluctuations (ripple) as shown in Fig. 6.

Next, connect the scope's channel-one probe to the CTL test point (again, you'll need a schematic for this) and the channel-two probe to the video out. Play the alignment tape. While the tape is playing, adjust the VCR's tracking control until the phase of the CTL pulse is leading the vertical sync signal by 8.3 ms as in Fig. 6. Now move the channel-two probe to the FM envelope test point. Adjust the X-value screw for maximum FM envelope output. Repeat the entire procedure to verify that the FM envelope is indeed at its maximum when the CTL and vertical-sync signals have the correct phase relationship.

Closing Comments

This troubleshooting column has been a bit more nitty-gritty than most, but it does deal with a relatively common VCR problem that is frequently ignored. Take the time and effort to get the VCR's tape transport set up right and you will make video recordings that always play back properly on other machines. You'll also protect and extend the useful lives of both your tapes and your VCR. **EN**

COMPUTER CONNECTIONS

continued from page 68

ing, Indianapolis. ISBN:0-672-30858-4), by another Borland employee, Charles Calvert. The author's personal interjections sometimes get on my nerves, but I am willing to overlook that because there is lots of in-depth discussion. One strength is its coverage of Microsoft's OLE and COM models, and how to use them within Delphi.

Wrapping Up

That's about it for this month. Before signing off: Have you noticed how the price of 100-Mbps Ethernet cards has plummeted recently? Name-brand cards are available for just a little over \$100. The problem is that the hubs required by those fast cards still cost 10-20 times what standard 10-Mbps units cost. What's wrong with that picture?

Until next month, you can stay in touch by e-mail at jkh@acm.org, or by snail-mail at **Electronics Now** 500 Bi-County Blvd., Farmingdale, NY 11735. **EN**

MODEM COMMANDER

(Continued from page 52)

sure to leave the computer's power switch turned on!

You'll also have to configure your computer to boot into a telecommunications program in auto-answer mode. Before actually attempting to use your computer remotely, measure how long it takes to boot and set switch S3 accordingly. In addition, you will have to set communications program at the remote computer so that its "wait for carrier" time exceeds the total time required to call and boot the remote computer. Otherwise, the remote modem will time out and disconnect before the computer has a chance to go on-line. You should be able to make all these settings using the scripting or setup capabilities of your telecom program. **Q**

ANTIQUE RADIO CLASSIFIED

Free Sample!

Antique Radio's
Largest Circulation Monthly.
Articles, Ads & Classifieds.

6-Month Trial: \$18.95. 1-Yr: \$36.95 (\$53.95-1st Class).
A.R.C., P.O. Box 802-L17, Carlisle, MA 01741
Phone:(508) 371-0512 VISA/MC Fax:(508) 371-7129

You can Build Gadgets!

Here are 3 reasons why!




BP345—GETTING STARTED IN PRACTICAL ELECTRONICS \$5.95

If you are looking into launching an exciting hobby activity, this text provides minimum essentials for the builder and 30 easy-to-build fun projects every exper-

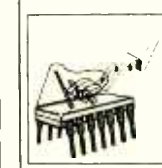
imenter should toy with. Printed-circuit board designs are included to give your project a professional appearance.

BP349—PRACTICAL OPTO-ELECTRONIC PROJECTS \$5.95

If you shun opto-electronic projects for lack of knowledge, this is the book for you. A bit of introductory theory comes first and then a number of practical projects which utilize a range of opto devices, from a filament bulb to modern infrared sensors and emitters—all are easy to build.



BP363—PRACTICAL ELECTRONIC MUSIC PROJECTS \$5.95



The text contains a goodly number of practical music projects most often requested by musicians. All the projects are relatively low-in-cost to build and all use standard, readily-available components that you can buy. The project categories are guitar, general music and MIDI!

Mail to:

Electronic Technology Today, Inc.

P.O. Box 240

Massapequa Park, NY 11762-0240

Shipping Charges in USA & Canada

\$0.01 to \$5.00.....	\$2.00	\$30.01 to \$40.00.....	\$6.00
\$5.01 to \$10.00.....	\$3.00	\$40.01 to \$50.00.....	\$7.00
\$10.01 to \$20.00.....	\$4.00	\$50.01 and above.....	\$8.50
\$20.01 to \$30.00.....	\$5.00		

Sorry, no orders accepted outside of USA and Canada. All payments must be in U.S. funds only.

Number of books ordered.

Total price of books..... \$ _____
Shipping (see chart)..... \$ _____
Subtotal..... \$ _____
Sales Tax (NYS only)..... \$ _____
Total enclosed..... \$ _____

Name _____

Address _____

City _____ State _____ ZIP _____

Please allow 6-8 weeks for delivery.

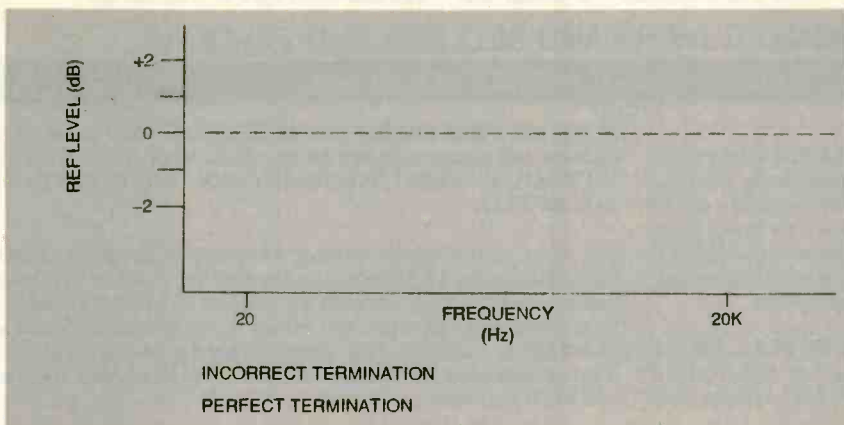


FIG. 2—TERMINATING AN AUDIO TRANSFORMER incorrectly can introduce signal losses and may color the audio signal.




FIG. 3—INPUT TRANSFORMERS in microphone preamps were at one time designed to match the impedances found in tube amplifiers.

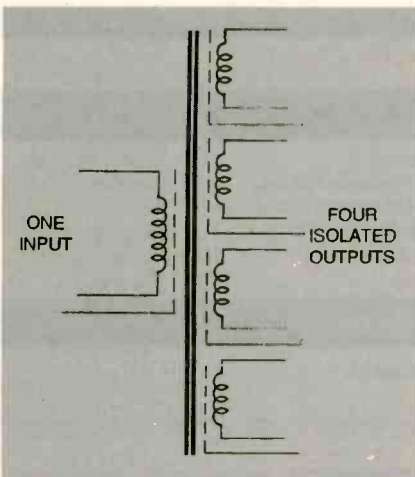


FIG. 4—THIS MICROPHONE-SPLITTING transformer provides four isolated output to meet the audio needs of today's live-music world.

success, people asked us to give them another output so that a recording could be made at the same time the live performance was taking place. Eventually I designed a microphone-splitting transformer with four separate outputs. It is shown in Fig. 4. The splits provided one output for the house PA, one for monitor sound, one for TV/radio, and the last for recording. I must admit that this is not the most common application of microphone-splitting transformers, but Sescom (my company) has produced

more than 25,000 units since the original design was created.

Changing Technology

As the years progressed, microphone technology improved. For example, dynamic microphones became more sensitive; their output voltage and dynamic range increased. Also, the electret condenser microphone became popular in the music world. Its average output level is greater than that of the dynamic type—it can produce more than 1 volt of signal under certain circumstances. Needless to say, the microphone-splitting transformer had to be improved to keep up with changing technologies and trends. As a result, a third generation of microphone-splitting transformers was designed to meet that need.

That new generation would allow the user to have microphones that could generate levels up to +4 dBV without distortion in the transformer. Of course, that would be difficult for the microphone-input stages of many amps to handle, but input pads on the microphone preamps could be used to compensate.

The dynamic range of that series of splitting transformers was over 60 dB. That means that it could handle a 1000:1 ratio of input signals. It is very difficult to maintain linearity over that very large range, but it was my goal to make sure that the microphone-splitting transformer was not the weak link in the chain. **EN**

FOR MORE INFORMATION

For a copy of a complete 32-page booklet on *Mic-Splitting Demystified* send \$5 to Franklin J. Miller, 2100 Ward Drive, Henderson, NV 89015-4249. Price includes shipping. NV residents must add sales tax.

WINDOWS 95

—One Step at a Time

Don't know what to do when confronted with Microsoft's Windows 95 screen? Then you need a copy of *Windows 95—One Step at a Time*. Develop your expertise with the straight-forward presentation of the frequently-used features that make Windows 95 so valuable to the PC user.



To order Book BP399 send \$6.95 plus \$3.00 for shipping in the U.S. and Canada only to **Electronics Technology Today Inc.**, P.O. Box 240, Massapequa Park, NY 11762-0240. Payment in U.S. funds by U.S. bank check or International Money Order. Please allow 6-8 weeks for delivery.

THE COLLECTED WORKS OF MOHAMMED ULLYES FIPS

#166—By Hugo Gernsback. Here is a collection of 21 April Fools Articles, reprinted from the pages of the magazines they appeared in, as a 74-page, 8 1/2 x 11-inch book. The stories were written between 1933 and 1964. Some of the devices actually exist today. Others are just around the corner. All are fun and almost possible. Stories include the Cordless Radio Iron, The Visi-Talkie, Electronic Razor, 30-Day LP Record, Teleyeglasses and even Electronic Brain Servicing. Get your copy today. Ask for book #166 and include \$16.00 (includes shipping and handling) in the US and Canada, and order from **CLAGGK Inc.**, P.O. Box 4099, Farmingdale, NY 11735-0793. Payment in US funds by US bank check or International Money Order. Allow 6-8 weeks for delivery. **MA05**



HIGH POWER AUDIO AMPLIFIER CONSTRUCTION



BP277—Here's background and practical design information on high power audio amplifiers capable of 300±400 watts r.m.s. You'll find MOSFET and bipolar output transistors in inverting and non-inverting circuits. To order your copy send \$6.25 plus \$3.00 for shipping in the U.S. and Canada to **Electronic Technology Today Inc.**, P.O. Box 240, Massapequa Park, NY 11762-0240. U.S. and Canada only. Payment in U.S. funds by US bank check or International Money Order. Please allow 6-8 weeks for delivery. **MA03**

USE ELECTRONICS NOW CLASSIFIEDS

READ BY ELECTRONIC BUYERS AND SELLERS AND TRADERS

INSTRUCTIONS FOR PLACING YOUR AD!

HOW TO WRITE YOUR AD

TYPE or **PRINT** your classified ad copy **CLEARLY** (not in all capitals) using the form below. If you wish to place more than one ad, use a separate sheet for each additional one (a photo copy of this form will work as well). Place a category number in the space at the top of the order form (special categories are available). If you do not specify a category, we will place your ad under miscellaneous or whatever section we deem most appropriate.

We cannot bill for classified ads. **PAYMENT IN FULL MUST ACCOMPANY YOUR ORDER.** We do permit repeat ads or multiple ads in the same issue, but in all cases, full payment must accompany your order.

WHAT WE DO

The first word and company name of each ad are set in bold caps at no extra charge. No special positioning, centering, dots, extra space, etc. can be accommodated.

RATES

Our classified ad rate is \$2.50 per word. Minimum charge is \$37.50 per ad per insertion (15 words). Any words that you want set in bold are each .40 extra. Indicate bold words by underlining. Words normally written in all caps and accepted abbreviations are not charged anything additional. State abbreviations must be post office 2-letter abbreviations. A phone number is one word.

If you use a **Box** number you must include your permanent address and phone number for our files. **ADS SUBMITTED WITHOUT THIS INFORMATION WILL NOT BE ACCEPTED.**

For firms or individuals offering Commercial products or Services. **Minimum 15 Words.** 5% discount for same ad in 6 issues within one year; 10% discount for same ad in 12 issues. **Boldface** (not available as all caps), add .40 per word additional. **Entire ad in boldface**, add 20%. **Tint screen behind entire ad**, add 25%. **Tint screen plus all boldface ad**, add 45%. **Expanded type ad**, add \$4.00 per word.

General Information: A copy of your ad must be in our hands by the 13th of the fourth month preceding the date of issue (i.e. Sept issue copy must be received by May 13th). When normal closing date falls on Saturday, Sunday or Holiday, issue closes on preceding work day. Send for the classified brochure.

DEADLINES

Ads not received by our closing date will run in the next issue. For example, ads received by November 13 will appear in the March issue that is on sale January 17. **ELECTRONICS NOW** is published monthly. No cancellations permitted after the closing date. No copy changes can be made after we have typeset your ad. **NO REFUNDS**, advertising credit only. No phone orders.

CONTENT

All classified advertising in **ELECTRONICS NOW** is limited to electronics items only. All ads are subject to the publishers' approval. **WE RESERVE THE RIGHT TO REJECT OR EDIT ALL ADS.**

AD RATES: \$2.50 per word, Minimum \$37.50

Send you ad payments to:

ELECTRONICS NOW 500 Bi-County Blvd, Farmingdale, NY 11735-3931

CATEGORIES

100 - Antique Electronics	270 - Computer Equipment Wanted	450 - Ham Gear Wanted	630 - Repairs-Services
130 - Audio-Video Lasers	300 - Computer Hardware	480 - Miscellaneous Electronics For Sale	660 - Satellite Equipment
160 - Business Opportunities	330 - Computer Software	510 - Miscellaneous Electronics Wanted	690 - Security
190 - Cable TV	360 - Education	540 - Music & Accessories	710 - Telephone
210 - CB-Scanners	390 - FAX	570 - Plans-Kits-Schematics	720 - Test Equipment
240 - Components	420 - Ham Gear For Sale	600 - Publications	730 - Wanted

CLASSIFIED AD COPY ORDER FORM

Place this ad in Category # _____

Special Category \$30.00 Additional _____

1 - \$37.50	2 - \$37.50	3 - \$37.50	4 - \$37.50	29 - \$72.50	30 - \$75.00	31 - \$77.50	32 - \$80.00
5 - \$37.50	6 - \$37.50	7 - \$37.50	8 - \$37.50	33 - \$82.50	34 - \$85.00	35 - \$87.50	36 - \$90.00
9 - \$37.50	10 - \$37.50	11 - \$37.50	12 - \$37.50	37 - \$92.50	38 - \$95.00	39 - \$97.50	40 - \$100.00
13 - \$37.50	14 - \$37.50	15 - \$37.50	16 - \$40.00	Total words _____		\$2.50 per word = \$ _____	
17 - \$42.50	18 - \$45.00	19 - \$47.50	20 - \$50.00	Bold Face _____		\$0.40 per word = \$ _____	
21 - \$52.50	22 - \$55.00	23 - \$57.50	24 - \$60.00	Special Heading _____		\$30.00 = \$ _____	
25 - \$62.50	26 - \$65.00	27 - \$67.50	28 - \$70.00	Other _____		= \$ _____	

Total classified ad payment \$ _____ enclosed

TOTAL COST OF AD \$ _____

Check Mastercard Visa Discover Card # _____ Expiration Date ____/____/____

Signature _____


Name _____ Phone _____

Address _____ City State Zip _____

Electronic SHOPPER

ADAPT-11 68HC11 Module for Solderless Breadboards

- miniature 2.0" by 2.8" module
- plugs vertically into solderless breadboard
- reset circuit, button, 8x mode select switch
- RS-232 I/O, 5V reg. & ext. pwr. conn.
- all I/O lines on dual row connector
- programs 68HC11E2 & 711E9 chips



Starter Package comes with ADAPT-11 module, 68HC11E2 microcontroller with 2K EPROM on-chip (re-programmable in circuit 1000s of times; no EPROM programmer or eraser required), PC serial cable for downloading code, Motorola Programming Reference Guide, ADAPT-11 User Manual, freely distributable 68HC11 software, and demo program. #AD11-SP \$74.95 + \$5 shipping & handling.

Use PLCCs in your Solderless Breadboard!
• Solderless breadboard socket adapters for all popular PLCC sizes.
• Vertical design saves space on breadboard.
Also available:
Solderless breadboard adapters for D189 & D1825, and IDC (ribbon cable) connectors, from \$5.

Visa, MasterCard, AmEx, Discover

TECHNOLOGICAL ARTS
309 Aragonia Blvd., Suite 102, Box 418, Va. Beach, VA 23462
1644 Bayview Avenue, Box 1704, Toronto, ON M4G 3C2
voice/fax: (416) 963-8996 www.io.org/~techart

Printed Circuits in Minutes Direct From LaserPrint!

1. LaserPrint*
 2. Press On**
 3. Peel Off
 4. Etch
- 8 1/2" x 11"
* Or Photocopy
** Use standard household Iron or P-n-P Press.



Use Standard Copper Clad Board
20 Shts \$30/ 40 Shts \$50/ 100 Shts \$100
Visa/MC/PO/CK/MO \$4 S&H
Techniks Inc.
P.O. Box 463
Ringoes NJ 08551
ph. 908.788.8249 fax 908.788.8837
http://chelsea.ios.com/~techniks
Retail Dealer Inquires Invited

Smart Battery Charger



JUN 87 QST
BY WARREN DION N18BH

FOR GEL-CELLS or LEAD ACID BATTERIES. Features: Precision temperature tracking voltage reference & three mode charging sequence. Standard kit is for 12V @ 1/2 or 1 Amp, user selectable. Can be connected to the battery indefinitely, will not overcharge. Weighs 2 pounds and measures 4"W x 5 1/2"D x 2 1/2"H. Finished enclosure included in kit.

Complete Kit only \$59.95
Assembled & Tested \$79.95

CA Residents add 7.75% sales tax. S&H: \$5.00 (insured). Foreign orders add 20%. For more info or price list, send legal size SASE (\$2c) to:

A&A Engineering
2521 W. La Palma #K • Anaheim, CA 92801
(714) 952-2114 • FAX: (714) 952-3280

Timid about getting on the World Wide Web?

You've heard about the Information Superhighway and all the hype that goes with it! Sort of makes you feel timid about getting on the Web. Put your fears aside! A new book, *The Internet and World Wide Web Explained*, eliminates all the mystery and presents clear, concise information to build your confidence. The jargon used is explained in simple English. Once the tech-talk is understood, and with an hour or two of Web time under your belt, your friends will believe you are an Internet guru!

To order Book #403 send \$6.95 plus \$3.00 for shipping in the U.S. and Canada only to Electronics Technology Today Inc., P.O. Box 240, Massapequa Park, NY 11762-0240. Payment in U.S. funds by U.S. bank check or International Money Order. Please allow 6-8 weeks for delivery.

GIANT! SPY ELECTRONICS CATALOG

Just Like In The Movies!
Fiber-optic IR Detectors • UV Powder
Covert TV Cameras • Phone Transmitters
Laser/Parabolic Mic's • Night Vision • Wrist Watch
Camera • Time Lapse VCR's, Surveillance-Counter
Surveillance • Homing Xmitters • Fiberscope Police
Electronics • Micro-TV's • Phone Bug's • TV Xmitters
Transmitter • Books/Videos and Much, Much More!

SECRET EVIDENCE LOCATOR
Just whistle your secret code and it whistles back
\$7.77+2.00 S&H

MODULAR JACK PHONE XMITTER
\$25.95 + 2.00 S&H

Subscription! \$5.00 to CIA ASSOCIATES
4101-267EN11 Green Oaks.
Arlington, TX 76016

UPGRADE YOUR COMPUTER!

TECHNOLOGY ASSOCIATES
959 W. 5th St. • Reno, NV 89503
(702) 322-6876 • Fax (702) 324-3900
www.techass.com • sales@hoopsware.com

Memory	Hard Drives	Modems
1Mb (1x8-70 na) \$9	See 540 Mb IDE \$160	14.4 Ext Fax/Modem NA
4Mb (4x8-70 na) \$34	WD 850Mb IDE \$175	28.8 Int Fax/Modem
4Mb (1x32-80 na) \$25	WD 1.2Gb IDE \$230	w/Voice \$99
8Mb (2x32-80 na) \$45	WD 1.6Gb IDE \$250	33.6 Int USB Fax/Modem
16Mb (4x32-80 na) \$129	WD 2.1Gb IDE \$319	for Windows \$118
32Mb (8x32-60na) \$186	WD 2.5Gb IDE \$359	33.6 Int USB Voice/Fax/Modem \$169
		33.6 Int Fax/Modem/Voice \$118
CPU's	Video Cards	Sound Cards
AMD 486DX4-100 \$40	256K ISA VGA \$23	16-bit Sound Blaster Pro
AMD 5x86-133 \$42	ISA SVGA \$36	compatible \$38
Cyrix 5x86-120 NA	Trident 9440 1Mb	16-bit SB Pro PNP \$80
Cyrix 686-110 \$130	VLB SVGA \$36	Sound Blaster 32 PNP
Intel Pentium 100 \$159	SIS 1Mb PCI SVGA \$38	\$141
Cyrix 686-120 \$149	Trident 9680 1Mb PCI	
Intel Pentium 133 \$250	SVGA w/MP3G \$42	
Cyrix 686-133 \$254		
Intel Pentium 166 \$480		
Motherboards	Miscellaneous	Controller Cards
486xxx VLB 256K \$69	1.44Mb FDD \$29	ISA Multi VO IDE
486xxx PCI 256K \$99	1.2Mb FDD \$89	FDC 2S/PI/G \$12
Pentium Intel Trilon2 Vx	8X CD-ROM IDE \$99	VLB Multi VO EIDE
256K pipeline \$125	10X CD-ROM IDE \$129	FDC 2S/18550)
Pentium Intel Trilon2 HX	Colorado Travan T1000	1P/CP, EPP/Y18
512K pipeline \$159	850Mb tape drive \$189	
Pentium Pro \$310	3-button serial mouse \$6	
	Split-reset 101-key \$20	
		NOTE: Prices are projections based on advertising lead times.

Prices and availability subject to change without notice.
CALL FOR DAILY LOW PRICES!

January 1997, Electronics Now

TUBES



SINO-CHINA

	1	10	25+
300B	\$49.00	\$42.00	\$38.00
807	6.90	5.90	4.90
811	7.90	6.20	5.30
812	12.00	10.75	9.70
813	25.00	23.00	21.50
845	27.00	25.50	22.00
2A3	12.90	11.90	10.90
211	21.90	19.50	17.80
5AR4/GZ34	7.90	6.90	5.90
6L6GC "Coke"	6.40	5.90	5.40
12AT7	3.70	3.40	3.25
12AX7A	2.90	2.20	1.95
12AU7	3.90	3.50	2.90
KT88	14.90	13.50	11.90
KT100	21.00	19.50	17.75

LIMITED SUPER SPECIAL!

12AX7a CHINA In individually marked boxes.
 100 pcs \$1.78 ea 1000 pcs \$1.49 ea

STANDARD MATCHING available on most octal power tubes. *75¢ extra per tube. Pairs, Quads, Sextets FREE* on 26 (same type) tubes or more.

PLATINUM MATCHING available with 24 hour test and burn-in, ensuring premium match. *\$2.00 extra per tube.*



Visa/MasterCard.

Check out the Sovtek Web Site.

Web Site, <http://www.turnstyle.com/sovtek>

SOVTEK

	1	10	25+	USED BY:
300B	\$69.00	\$59.00	\$49.00	
5881/6L6W6C	7.90	6.90	6.20	Fender, Marshall, Soldano, VTL
5881WXT	8.90	7.90	6.90	Full size base, Fender
5AR4/GZ34	6.90	5.90	4.90	Matchless, Holland
5U4G	4.90	4.50	3.90	Mesa Boogie Dual Rectifier
5Y3GT	3.90	3.50	2.90	
6922	7.50	6.60	6.10	Audio Res., Melos, Convergent
6CA7	9.90	8.90	8.20	
6CG7	7.50	6.60	6.10	
6EU7	8.90	8.50	7.80	
6L6GB	4.90	4.20	3.75	
6L6GC	3.40	2.90	2.65	
6LQ6+	18.90	17.50	16.40	
6SL7	4.90	4.20	3.75	
6SN7	4.90	4.20	3.70	
6V6GT	3.90	3.15	2.90	Crate, HIMU
7199	10.90	9.90	8.90	
12AX7WA/7025	3.40	2.90	2.50	Fender, Hartke, SLM, Orange
12AX7WB/7025	4.25	3.75	3.40	Bedrock, Carvin, Demeter
12AX7WXT	3.90	3.40	3.10	Conrad-Johnson
12AX7WXT+	4.90	3.95	3.50	Telefunken "diamond" sound
12AX7WXT+ SELECT	6.90	5.95	5.50	Selected for gain & symmetry
EL34G	7.50	6.80	6.30	Quicksilver, Marshall, Orange
EL34G+	7.95	7.25	6.75	Improved reliability
EL84/6BQ5	3.25	2.75	2.30	Peavey, Crate, Fender
EL84M/6BQ5WA	7.50	6.60	6.10	Matchless

TESLA-CZECHOSLOVAKIA

	1	10	25+
KT88	\$33.90	\$30.90	\$29.50
KT88BL sky blue glass	43.00	37.00	34.60
E34L	9.25	8.65	8.10
E34BL sky blue glass	15.90	14.80	13.70
E34RL light rose red glass	12.50	11.70	10.90
EL34	9.00	8.40	7.80
ECC83/12AX7	5.90	5.60	5.25
EL84/6BQ5	5.70	4.95	4.40

EI - YUGOSLAVIA

	1	10	25+
6CA7 "big bulb"	\$11.50	\$10.50	9.50
6CG7/6FQ7	6.50	5.80	5.20
12AT7/ECC81	4.90	3.90	3.60
12AU7/ECC82	4.60	3.80	3.20
12AX7/ECC83	4.50	3.60	2.90
12BH7	6.90	5.90	5.50
12DW7/7247	7.90	6.90	5.90
EL34	7.50	6.50	5.90
EL519/6K66	11.90	10.90	9.90
KT90	28.50	25.80	23.90
PL519/40K66	11.90	10.90	9.90

SVETLANA

	1	10	25+
EL34	\$9.70	\$9.30	\$8.60
SV6550C	16.90	15.90	14.90

SOLID STATE RECTIFIER

BUILT INTO TUBE SOCKET.	1	10+
Direct Plug-in replacement for all 5Y3, 5U4 and 5AR4 types	\$5.90	\$5.50

NEW SENSOR CORPORATION

20 Cooper Square, New York City, NY 10003 • (212) 529-0466 • 1-800-633-5477 • Fax (212) 529-0486
 CIRCLE 258 ON FREE INFORMATION CARD

DALBANI



CALL TOLL FREE
1-800-325-2264

\$20 MINIMUM ORDER
CALL NOW FOR YOUR
232 PAGE FREE CATALOG
1-800-325-2264

HOT PRICES ON POPULAR SEMI'S

Order No	Brand	Min	Price
BU-208	TESLA	10	\$1.49
BU-208/O	TOSHIBA	1	4.50
2N-3055	TESLA	10	0.60
2N-3773	TESLA	5	1.20
2SD-1398	SANYO	10	1.49
2SD-1650	SANYO	5	1.69
STRD-1005	SANKEN	1	4.15
STR-30130	SANKEN	1	2.66
STRS-6301	SANKEN	1	8.50
TA-7777N	TOSHIBA	1	6.96
TDA-2005	SGS	5	1.49



COLOR CODED LEADS HEAVY DUTY

ORDER N° 56-500

- 11" Long Wire Lead
- Insulated 1^{1/2}" Alligator Clips
- 20 Gauge Wire Size • 10 Leads
- BLACK, GREEN, RED, YELLOW, WHITE

\$2.82



SOLDER WICK

- Solder Remover
- Length 5 Feet

85¢

Min. 2 pcs.

ORDER N° 51-1050



TEMPERATURE CONTROLLED SOLDERING STATION

- Adjustable Temp.: 300°F - 790°F - 150°C - 480°C
- Grounded Tip for Soldering: Static Sensitive Devices, Heater Aid.
- Led Power Temperature Indicator
- Overheat Protection W/ Temperature Control
- Auxiliary Grounded Terminal
- Comes in digital LED display
- 48 Watts soldering iron

ORDER N° 51-1035



\$64.00

CODE EN96

PLEASE MENTION
WHEN ORDERING

Items are subject to availability.
Prices are subject to change without
any prior notice.

FLYBACK TRANSFORMERS



\$12.50

Replaces
GOLDSTAR 154-074R
ORDER N° 63-0189

TUN-O-WASH®

ORDER N° 30-0100

\$7.50

(CFC Free)

Fast drying electronics
grade cleaner for tuners,
controls and PC boards.

TUN-O-WASH is excellent cleaner and
degreaser for tuners, controllers and PC boards.

- Designed for cleaning and degreasing consumer electronics • Cleans in one step, no rinsing required • Contains no ozone depleting compounds • CFC and HCFC free
- Not for use on energized equipment
- 12.5 Oz aerosol (12 cans per case)



DIGITAL MULTIMETERS

NEW! Digital

- Overload protect 1000VDC or peak AC on all other ranges
- Input Impedance 10M Ohm on all ranges • Base accuracy range ± 0.5% to ± 1.0% • Resistance 200Ω, 2K, 20K, 200K, 2M, 20M
- Audible continuity response lower than 50Ω • DC Voltage 200mV, 2V, 20V, 200V, 1000V AC Voltage 200mV, 2V, 20V, 200V, 700V

ORDER N° 50-815

DALCO



\$19.95

LOGIC Probe

ORDER N° 51-1015

- Length: 8 inches
- Range: 4.5 To 15 VDC
- Includes Test Leads • Compatible With TTL, DTL, RTL, HTL, CMOS, NMOS Logic

\$8.99



VCR ALIGNMENT TOOL KIT

ORDER # 50-888

The most popular

\$24.99

- VCR Head puller
- Retaining ring remover
- Spring hook
- Micro screwdriver
- Hex key set • Fitted vinyl • Soft zippered case
- Dimensions: 9 1/2"(W) X 12 1/4"(L)
- 7 Assorted head & guide aligners
- 3 Reverseable screwdrivers (Small-Flat-Philips)



SOLDER ROLL

- 1 LB Spool
- 370 deg F melting point
- Fastest solder
- Alloy 60/40, tin lead, non corrosive flux, Diam. 1.2mm

ORDER N° 51-1005


\$3.95



Universal Audio/video Remote

ORDER N° 82-1055

- Controls basic functions of TV VCR, cable box, and CD or laser player • Ergonomic design! Main buttons are in line with natural thumb motion • Two-minute memory allows time to replace batteries without reprogramming • Programming reminder sticker inside battery compartment • Sleep time for 60, 30, or 15 minutes (according to your TV) • Set key recessed to prevent accidental reprogramming • Spanish Instruction Included. • Requires four AAA Batteries (not included)



MAGNAVOX

Smart. Very smart

\$9.95

- Cable (11 brands)
- VCR (68 brands)
- TV (77 brands)
- Compact disc and Laser Disc (94 brands)

4225 N.W. 72nd AVE MIAMI, FLORIDA 33166 TEL : (305) 716-1016 FAX : (305) 594-6588
CIRCLE 234 ON FREE INFORMATION CARD



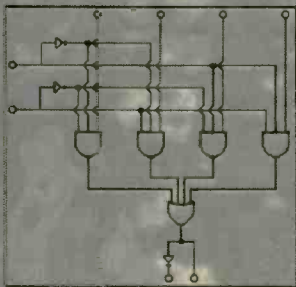
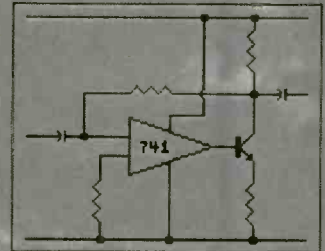
Electronic Training Videos From UCANDO

Now you can learn from the same training videos that are being used by technical schools, the Army, Navy, Air Force, Coast Guard, CET's and industries all across the United States and around the world. Advancing your troubleshooting skills has never been easier thanks to UCANDO's extraordinary video training library. These unique training videos will teach you more in less time as you watch theory come to life. Each video is approximately one hour long and comes complete with a student workbook.



Basic Series

MODEL	DESCRIPTION	REGULAR	SALE
VT201	Direct Current: Series circuits, Parallel Circuits, Ohm's law, how to use the DMM. 55 Minutes	44.95	39.95
VT202	Alternating Current: The sine wave, coils, capacitors, transformers. 62 minutes	44.95	39.95
VT203	Semiconductors: Semiconductor theory, common diodes, transistors, switching devices. 57 Minutes	44.95	39.95
VT204	Power Supplies: Rectifier circuits, filter circuits, regular circuits, troubleshooting. 56 Minutes.	44.95	39.95
VT205	Amplifier: Amplifier basics, class A, class B, class C, operational amplifiers. 57 Minutes	44.95	39.95
VT206	Oscillators: LC and RC oscillators, crystal oscillators, crystal ovens. 56 Minutes	44.95	39.95

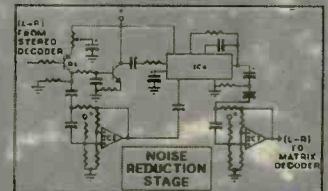


Digital Series

MODEL	DESCRIPTION	REGULAR	SALE
VT301	Digital 1: Digital basics, basic gates, binary notation, binary math, decimal notation. 54 Minutes	44.95	39.95
VT302	Digital 2: Octal notation, hexadecimal notation, flip-flops, counter circuits. 55 Minutes	44.95	39.95
VT303	Digital 3: Complement numbers, multiplexers, registers, decoder drivers, displays. 56 Minutes	44.95	39.95
VT304	Digital 4: R-2R DAC circuits, binary weighted no.s, slope circuits, S/A & flash circuits. 57 Minutes.	44.95	39.95
VT305	Digital 5: Memory devices, ROM, PROM, EPROM, EEPROM, SRAM, DRAM, MBM. 56 Minutes	44.95	39.95
VT306	Digital 6: The central processing unit, input devices, output devices. 56 Minutes	44.95	39.95

Other Popular Videos

MODEL	DESCRIPTION	REGULAR	SALE
VT401	AM Radio: Major stages of AM, signal conversion, signal detection, audio reproduction, AM stereo. 61 Minutes	44.95	39.95
VT402	FM Radio Part 1: Bandwidths, RF amplifier, mixer-oscillator, IF amplifier, limiter, FM detector. 58 Minutes	44.95	39.95
VT403	FM Radio Part 2: Frequency doubler, stereo demultiplexer, audio amp stages, digital data encoding/decoding. 58 Minutes	44.95	39.95
VT404	TV Part 1, Intro to TV: Gain an overview of the television system and how the stages work together. 56 Minutes	44.95	39.95
VT405	TV Part 2, The Front End: UHF-VHF tuning stages, automatic fine tuning, remote control. 58 Minutes	44.95	39.95
VT406	TV Part 3, Audio: The sound strip, stereo TV, secondary audio programming, professional channels. 57 Minutes	44.95	39.95
VT501	Understanding Fiber Optics: Basic fundamentals, cable design, connectors, couplers, splicing. 58 Minutes	44.95	39.95
VT502	Laser Technology: Laser theory, types of lasers, applications, safety precautions. 57 Minutes	44.95	39.95
VT102	Intro to VCR Repair: This video is designed for the serious technician. (workbook not available). 84 Minutes	44.95	39.95
VT103	Learn How To Clean Your Own VCR: This video is not technical, but will save you money. (workbook not available). 32 Minutes	29.95	25.95



SAVE EVEN MORE!

Buy any six videos for only \$216.00. Order your UCANDO videos today!




Call for your free 84 page test instrument catalog today!!!
8931 Brookville Road * Silver Spring, Maryland * 20910

* Phone 800-638-2020 * Fax 800-545-0058 * email SMPRODINTL@AOL.com

CIRCLE 264 ON FREE INFORMATION CARD

Skyvision, Inc.[®]
 1046 N. Frontier Dr. Fergus Falls, MN. 56537



Small dish,
BIG
 programming!

PLUS:

- ▼ Multi-room TV viewing options & accessories
 - ▼ Mobile systems for RV's & vacation homes
- AND MORE!**

800-500-9264

Skyvision[®]
 www.skyvision.com

40 of America's Most Popular TV Channels includes DISNEY

- ▼ Makes cable & other 18" dish options obsolete.
- ▼ The HOTTEST digital programming available!



Nothing Else ComparesSM

DISH NETWORK is a registered Service Mark of EchoStar Comm. Corp.

FREE DISCOUNT BUYER'S GUIDE

KEEP YOUR SYSTEM RUNNING STRONG!

MOST COMPLETE SELECTION OF:

- ✓ System Upgrades
- ✓ Parts & Accessories
- ✓ Tune-up Tools & Kits
- ✓ Complete Systems
- ✓ Technical Support Hotline
- ✓ Discount SKYPAC™ Programming



GET YOUR FREE ISSUE NOW!

800-334-6455

NEED A REPAIR ITEM FAST? WE'LL GET IT OUT TODAY!

Skyvision[®]
 www.skyvision.com

January 1997, Electronics Now

BLOWOUT! TIMELINE INC. BLOWOUT!

Over 10 years and 27,000 customers and still growing

LIQUID CRYSTAL DISPLAYS

240x64 dot LCD with built-in controller.
AND 4021 ST-EO. Unit is EL back-lit. \$79.⁰⁰ or 2 for \$149.⁰⁰ or
OPTREX, DMF5005 (non back-lit) \$69.⁰⁰ or 2 for \$129.⁰⁰
20 character x 8 line 7AL x 2 1/2H

The built-in controller allows you to do text and graphics.

Alphanumeric—parallel interface

16x1.....3 for \$25.00	20x2.....\$12.00	40x1.....\$8.00
16x1 (lg. char.)...\$12.00	20x4.....\$25.00	40x2.....2 for \$25.00
16x2.....\$8.00	20x4 (lg. char.)...\$25.00	40x4.....\$25.00
16x2 (lg. char.)...\$12.00	24x2.....\$12.00	4x2.....\$5.00
16x4.....\$15.00	32x4.....\$10.00	

5V power required • Built-in C-MOS LCD driver & controller • Easy "microprocessor" interface • 98 ASCII character generator • Certain models are backlit, call for more info.

Graphics and alphanumeric—serial interface

size	Mfr.	price	size	Mfr.	price
640x480 (backlit)	Epson	\$35.00	480x128	Hitachi	\$15.00
640x400 (backlit)	Panasonic	\$25.00	256x128	Epson	\$20.00
640x200	Toshiba	\$15.00	240x128 (backlit)	Optrex	\$20.00
480x128 (backlit)	ALPS	\$15.00	240x64	Epson	\$20.00
			160x128	Optrex	\$15.00

6" VGA LCD 640X480, Sanyo LMDK55-22 \$35⁰⁰

LASER PRODUCTS

HeNe Laser Head (10mW max. output) TEM00, 15.5" long MFG: NEC \$99.⁰⁰

Laser Power Supply (for HeNe tube) \$89.⁰⁰

LASER SCANNER ASSEMBLY \$29.⁰⁰

Assembly intended for a laser printer. Includes laser diode, polygon motor (6 sided) and misc. optics and lenses.

LASER DIODE (5mW) with collimator \$20.⁰⁰

VISIBLE LASER DIODE: 5mw at 670nm \$15.⁰⁰

Index guided. Threshold current 40 ma typical.

3 and 4mW, 1,300nm LASER DIODES, 5.6mm package, \$35⁰⁰

Mitsubishi Electric part number ML701BIR-E21A, General specs are:

1. Vop=1.25, Beam Divergence 25.6° x 28.6°; 2. Tc=24°C, Iop=19 to 20mA, ITH=10.7mA; 3. Wavelength range between 1,280nm and 1,330 nm

POLYGON MOTOR UNIT & DRIVER \$79⁰⁰

Top-sided first surface mirror mounted on an armature that spins at 125 revolutions per second yielding a beam sweep rate of 1250 sweeps per second. The driver for the polygon unit requires 24 volts and plus minus 12 volts to operate. There is also an fiber lens in front of the polygon scanning mechanism with a three inch diameter. Great for optical experiments, etc. Very high quality units. MFR: JAPAN ELECTRONICS

NETWORK

Proton ProNet-4 Model p1347 Token Ring Board \$49.⁰⁰

16 bit • 4 Mbps • IEEE 802.2 and 802.5 compatible • twisted pair • interoperable with IBM Token Ring network

POS & BAR CODE

MAGNETIC CARD READER \$25.⁰⁰

Includes: • 20 character dot matrix display with full alpha-numeric capability • keypad with full alpha-numeric entry • separate 7.5 VDC/0.5 Amp power supply • standard telephone interface extension card • lithium battery and flat-cone speaker.

HP bar code wand (HBCS 2300).....\$25.00

POWER SUPPLIES

SWITCHING POWER SUPPLIES \$12.00 or 2 for \$20.00 115/230 Volts

73 WATT (2) 4 pin power connectors attached • Dim: 8.5" L x 4.5" W x 2" H

Output: +5V @ 2-9.75 A, +12V @ 0-1.5 A, -5V @ 0-0.4 A, -12V @ 0-0.5 A

68 WATT Dim: 5.5" L x 3.2" W x 1.7" H • Output: 5V @ 4 A, 12V @ 4A

60 WATT Dim: 8 1/4" x 4 1/4" x 3 • Output: 5V @ 6A + 12V @ 1A • 5V @ 1A • 12V @ 1A

CHARGE COUPLED DEVICES



"The Spy In The Sky" \$79.⁰⁰ MATRIX TYPE

Thomson 576X550 pixel CCD

400-1,100nm resolution and responsivity. \$500⁰⁰ Original cost device

Sony CCD Imager • designed for black and white composite video cameras. Picture elements: 384 (H) x 491 (V) \$29⁰⁰

Chip size 10.7 (H) x 9.3 (V) mm² • Unit cell size 23.0 (H) x 13.4 (V) um².

Ceramic 24 pin DIP package • Mfr: Sony, Part# 016AL

4096 element CCD \$19.00

1024 element CCD \$15.00

2048 element CCD \$15.00 • 1728 element CCD \$15.00

LINEAR TYPE

2539 W. 237th Street, Bldg. F, Torrance, CA 90505

Order desk only: **USA: (800) 872-8878 CA: (800) 223-9977**

L.A. & Technical Info: (310) 784-5488 Fax: (310) 784-7590

OEM INQUIRIES WELCOME

MONITORS

Non-Enclosed TTL

Comes with pinout. 12V at 1.4 Amp input • Horizontal frequency 15Khz. • Ability to do 40 and 80 column.

5 inch Amber \$29.00 • 7 inch Amber \$39.00

9 inch Amber or Green \$29.95

5" COLOR MONITOR \$49.⁰⁰

• Flat Faceplate • 320 x 200 Dot Resolution • CGA & Hercules Compatible
• 12 VDC Operation • 15.75 Khz Horiz. Freq. • 60 Hz Vert. Sync. Freq.
• Open Frame Construction • Standard interface Connector • Degussing Coil included • Mfr. Samtron



9" monochrome SVGA MONITOR \$99.⁰⁰

Tilt and swivel type. Mfr: WEN

MISCELLANEOUS

ADAPTEC 4070A (RL) OR 4000A (MFM), SCSI Controller, your choice \$25⁰⁰

IBM 370 option XT and AT emulation boards \$35⁰⁰

HACKER CORNER

POINT OF SALE BANK TERMINAL \$49⁰⁰ or 2 for \$89⁰⁰

• LCD Display 20 Char. x 4 Line • Printer 16 Column Dot Matrix • Epson • 24 Key Domed Membrane Keypad • Intel 80C32 Processor • 2 PCMCIA Sockets (ICC Slots) • Dallas DS1287 Realtime Clock • 2 Solid State Buzzers (Piezo Electric) • 4 Crystals • Rockwell Modem Chip • Telephone Line Interface (4 Pin "RJ" Connector) • RS-232 Interface (8 Pin "RJ" Connector) • NI-CAD Battery Pack Inside

Note: We have not been able to bypass an access code in the software. Thus, while time of day and other introductory things are displayed on LCD, the full original capabilities of this unit cannot be guaranteed. Also, we do not have a source for the smart cards that were to go in the PCM CIA sockets. Requires 12 volt adapter for power. (Not included) Dimensions: 9-1/2 L x 6-1/4 W x 2-1/2 D • Original cost over \$450.00

CAMERA BLOCK \$149⁰⁰ or 2 for \$199⁰⁰

FOR ROBOTICS AND EVERYTHING ELSE

Unit is for Hi Band 8mm CamCorders, includes 8X zoom lenses, D/V converters, built-in CCD 2/3 in, 420 thousand picture elements, complementary mosaic filters. Excellent performance. High resolution, high sensitivity, low lag, low smear, good color reproduction, no distortion, 1/60-1/10000sec variable speed digital shutters, TTL auto focus, auto white balance, one-push auto white balance, auto/manual iris and gain up switch. Can be controlled by a 4bit micro computer. Remote controlling is possible for zoom and focusing. NOTE: We have Composit or PAL (European Standard) Units. MFR: SONY

CELL SITE TRANSCIVER \$79⁰⁰ 2 for \$149⁰⁰

These transceivers were designed for operation in an AMPS (Advanced Mobile Phone Service) cell site. The 20 MHz bandwidth of the transceiver allows it to operate on all 666 channels allocated. The transmit channels are 870.030-889.980 MHz with the receive channels 45 MHz below those frequencies. A digital synthesizer is utilized to generate the selected frequency. Each unit contains two independent receivers to demodulate voice and data with a Receive Signal Strength Indicator (RSSI) circuit to select the one with the best signal strength. The transmitter provides a 1.5 watt modulated signal to drive an external power amplifier. Channel selection is accomplished with a 10 bit binary input via a connector on the back panel. Other interface requirements for operation are 28 VDC (unregulated) and an 18.990 MHz reference frequency for the digital synthesizer. The units contain independent boards for receivers, exciter, synthesizer, tunable front end, and interface assembly (which includes power supplies and voltage-controlled oscillator). Service manual, schematics and circuit descriptions included.

Encased Black & White Composite CCD Camera with Adapter

IR viewing to 1000 nm 7 1/2 L x 2 1/4 W x 1 1/4 H

Comes complete with CCD camera, mounting nut on bottom of casing,

12VDC power supply. Excellent low light capability, standard RCA NTSC video out.

\$89.00

Great for: entryway security/remote monitoring, 2 for \$159.00

video conferencing/desktop video conferencing This miniature camera is perfect for multimedia computer applications as well as security and surveillance. NTSC output allows use with all popular video digitizing boards for Apple Macintosh and Microsoft video for Windows. Connects directly to any composite monitor or VCR with "video" input. Its razor-sharp wide-angle lens focuses from two inches to infinity and its state-of-the-art CCD technology accurately captures 16 level grayscale images for Quick Time movies and still pictures. Records at 30 frames per second and 260 lines resolution with excellent low light capability. Uses 12VDC (adapter supplied) and standard RCA cable.

US made Micronics 486 VLB ALL in ONE \$99⁰⁰

motherboard, supports 3.4 or 5V CPU, at either 25 or 33 mhz basic clock. Can use AMD or Intel from 486SX25 thru 486DX4-100 to HOT new AMD 5X86-133 cpu. On board 2 serial ports, 1 printer port, floppy and IDE hard drive controller. On board 256K cache. Uses 72 pin simm memory.

Board will not fit standard All in One case because of non standard location of riser board. VLB riser board is included with motherboard.

.6" COMPOSITE MINIATURE COLOR DISPLAY \$149.⁰⁰

Fully encased. Dim: 1.3" x 1.3" x 4". 12 Volts DC power. NTSC signal.

250 H x 300 V resolution. Focus adjustable eyepiece. Applications include camcorder viewfinder, helmet mounted display, etc... Original cost over \$600.00

Minimum Order: \$20.00. Minimum shipping and handling charge \$5.00. We accept cashiers checks, MC or VISA. No personal checks or COD's. CA residents add 8.25% sales tax. We are not responsible for typographical errors. All merchandise subject to prior sale. Phone orders welcome. Foreign orders require special handling. Prices subject to change without notice. 20% restocking fee for returned orders.

**FREE CATALOG
CALL TOLL FREE
1-800-338-0531**

E-Mail: xpress@parts-express.com



**Parts
Express™**

**30 DAY MONEY
BACK GUARANTEE!**

340 E. First St., Dayton, OH 45402-1257
Phone: 513-222-0173 • Fax: 513-222-4644

**Amplified Indoor
FM Antenna**

17" tall, amplified FM antenna. Improves reception with weak FM signals. 18 dB of gain. Includes AC adaptor, gain control, and 75 ohm coaxial cable terminated with an "F" connector.

**HOT
NEW
ITEM!**



#EN-219-055 **\$12⁹⁰**

Cable TV Stereo Decoder


When used in conjunction with a cable TV converter or cable ready VCR, this handy device allows you to feed the cable TV stereo signal into your home sound system for superb audio reproduction of your favorite shows, movies, and sporting events.



#EN-189-110 **\$19⁹⁰**

Digital Video Stabilizer

The digital video stabilizer will eliminate the constant picture distortion caused by the copyright protection on movie videotapes. This unit is fully automatic and operates on one 9V battery which is included.




#EN-180-320 **\$17⁹⁵**

Decoy Cameras

These 1/3" CCD cameras offer a clever means of disguise. Both feature a 3.6mm wide angle lens, built-in electronic shutter, and a 12 VDC power supply. Minimum illumination: 0.3 lux. 400 line resolution. Smoke detector decoy camera includes an audio output.

**AFFORDABLE
HIGH TECH
SURVEILLANCE!**



Part #	Description	Price
EN-335-535	Smoke detector decoy	\$249.50
EN-335-540	Decoy clock camera	299.95

**"The Sound Bridge"
FM Stereo Wireless Transmitter**

The Sound Bridge is a mini FM wireless transmitter that can be used to broadcast stereo sound from any audio source like portable CD players, TVs, electronic games, CD-ROM, even computer soundcards, to your home stereo receiver! Adjustable from 89 to 95.5 MHz.



**HOT
NEW
ITEM!**

#EN-249-220 **\$14⁹⁵**

**Portasol/Weller Butane
Soldering Tool**

**NO CORDS,
NO BATTERIES!**

This cordless, refillable, butane powered soldering tool is ideal for any on-site soldering job. Provides up to 35 watts with a temperature range up to 700 degrees F. Includes flint ignitor in plastic case, safety cut off switch, and C-2 chisel tip.

#EN-372-150 **\$25⁹⁵**

**150 MHz Oscilloscope Probe
Kit**

Deluxe probe kit features a modular design for longer life, switchable 10:1 probe with 150 MHz bandwidth, 2.8 ns rise time, and adjustable capacitance from 10-35 pF. 60" in length.




**GREAT
VALUE!** **\$29⁹⁵**

#EN-390-100

**Memorex CD Repair And
Maintenance Kit**

Don't throw away expensive CDs because of annoying mis-tracking and skipping errors! The Memorex CD Repair kit contains enough solution and materials to clean and repair 12 compact discs.



#EN-249-032 **\$1⁹⁵**

5" Sealed Back Midrange

5" heavy duty sealed back midrange with deluxe mesh grill. 1" aluminum voice coil. Popular midrange for auto sound installations. Power handling: 35 watts RMS/50 watts max. Voice coil diameter: 1 inch. Impedance: 8 ohms. Frequency response: 800-10,000 Hz.

#EN-280-030 **\$7⁵⁰**



1", Titanium Dome Tweeter

Features a ferro fluid cooled Kapton voice coil and a rubber surround. Very natural sounding high frequency reproduction with extended response to 30KHz. Power handling: 50 watts RMS/75 watts max. Voice coil diameter: 1". Impedance: 8 ohms. Frequency response: 2500-30,000 Hz.

#EN-275-050 **RESPONSE TO 30KHz!** **Dayton Loudspeaker Co.®** **\$16⁵⁰**



3 Channel Color Organ Kit

This sound to light unit features three separate outputs, which can be controlled independently. Each output reacts to three different bands of the musical spectrum: bass, midrange, and treble. Has built-in microphone, so no connection is required to music source, but a line input is provided.

High-Q velleman-kil

#EN-320-210 **SUPER QUALITY KIT!** **\$59⁹⁵**



6-1/2" Woofer

Polymer resin treated paper cone with poly foam surround. Long throw voice coil design helps to deliver powerful bass output. Perfect for bookshelf type speakers. Mfg. #C16L020-51F. Power handling: 60 watts RMS/120 watts max. Voice coil diameter: 1-1/4 inches. Impedance: 8 ohms. Frequency response: 57-7000 Hz.

#EN-290-023 **PIONEER** **\$19⁹⁵**



•30 day money back guarantee •\$20.00 minimum order •We accept MasterCard, Visa, Discover, and company C.O.D. orders •24 hour shipping •Shipping charge = UPS chart rate + \$1.90 (\$5.00 minimum charge) •Hours 8:00 am - 8:00 pm ET, Monday - Friday 9:00 am - 5:00 pm Saturday. Mail order customers, please call for shipping estimate on orders exceeding 5 lbs. •Foreign destination customers please send \$5.00 U.S. funds for catalog. •Quantity pricing available.

CIRCLE 262 ON FREE INFORMATION CARD

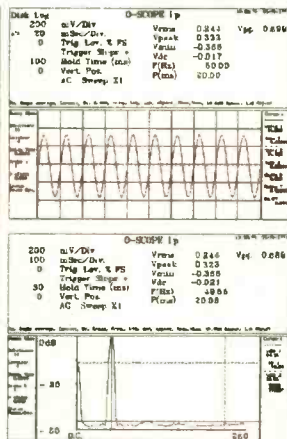
1-800-338-0531

DIGITAL STORAGE OSCILLOSCOPES

WITH SPECTRUM ANALYZER, DVM, FREQ. COUNTER, AND DATA LOGGER.

from **\$189.**

PORTABLE MODULES CONVERT PC'S INTO MULTIPURPOSE TEST AND MEASURING INSTRUMENTS.



Why lug a scope around? Toss one of our modules into your laptop case or tool kit. For a multi-purpose test device, plug to a PC parallel port and use the PC screen. Continuous, delayed, or triggered sweeps can be frozen on the screen, printed out, or saved to disk. Frequency Spectrums DC to 25 MHz.

Allison now provides PICO TECHNOLOGY Ltd. portable test equipment, including high-speed scopes, and multi channel data loggers. Pico and O-Scope modules accept standard probes and work with 286 or faster PC's.

FEATURES:

- PORTABLE UNITS TO 25 MHz
- USES PRINTER PORT
- USES STD. PROBES

OPTIONS:

- PROBE SETS
- AUTOMOTIVE PROBES
- BATTERY PACKS
- SOFT & HARD CASES

O-Scopes Made in U.S.A. Picos Made in U.K.
Same Day Shipping
Includes Cable, Software & Manuals

- O-Scope Ip (DC-50KHz, single trace)\$189.
- O-Scope II (DC-500KHz, dual trace)\$349.
- PICO (ADC 200/20) (DC-10MHz, dual trace)\$699.
- PICO (ADC 200/50) (DC-25MHz, dual trace)\$925.

PICO pc based data loggers from \$99.
Shipping within U.S. UPS Ground \$7.50(Second day \$11.50)

SEND CREDIT CARD INFO., M.O., or CHECK, OR CALL

1-800-980-9806

Allison Technology Corporation


8343 CARVEL, HOUSTON, TX. 77036 U.S.A.

PHONE: 713-777-0401 FAX: 713-777-4746 BBS: 713-777-4753

<http://www.atcweb.com>

Example!

The PRIMER 8085 Based Microprocessor Training and Control System shows you how to program by example. Program examples take you from writing simple programs to controlling motors. This trainer can be used stand alone via the keypad and display or connected to a PC with the optional upgrade (\$49.95). The Upgrade includes: an RS232 serial port, a serial cable, 32K of battery backed RAM and Assembler/Terminal software.



EXPERIMENTS USING THE PRIMER INCLUDE:

- Measuring Temperature
- Using a Photocell to Detect Light Levels
- Making a Waveform Generator
- Constructing a Capacitance Meter
- Motor Speed Control Using Back EMF
- Interfacing and Controlling Stepper Motors
- Scanning Keypads and Writing to LCD/LED Displays
- Using the Primer as an EPROM Programmer

The PRIMER is only \$119.95 in kit form. The PRIMER Assembled & Tested is \$169.95. Please add \$5.00 for shipping within the U.S. Picture shown with upgrade option and optional heavy-duty keypad (\$29.95) installed.

ENAC, inc.

P.O. BOX 2042, CARBONDALE, IL 62902
618-529-4525 Fax 457-0110 BBS 529-5708

1985 - 1996
OVER
10
YEARS
OF SERVICE

Electronic Engineering Works 5.1



- 1 ANALOG CIRCUIT SIMULATOR**
Fastest Simulator on the market. Active & Passive circuits. Up to 70 nodes. 225 elements. Programmable Models for active devices. 10 Programmable Input Transients. Edit circuits. Calc. Plot and Print AC voltages, AC currents, DC current, DC voltage, DC Sweep, Input and Output transients, power. Plots: Lin, Log, Semi, Polar, etc.
- 2 ANALOG SIMULATOR W/DRAW**
- 3 ACTIVE FILTERS DESIGN**
Design/Analyze active LPF, BPF, HPF, Butterworth, Chebyshev, Bessel & All pass filters. Plot response.
- 4 TRANSIENT SYSTEM ANALYSIS**
Calc. plot transient response of system H(s). 12 Input Transients. Inverse Laplace. Edit H(s). More.
- 5 POLYNOMIAL OPERATIONS**
Calc. polynomials Roots, Product & Coefficients.
- 6 CONTROL SYSTEMS**
Calc & Plot Root Locus, Nyquist, Bode of any H(s). Calc Gain/Phase Margins & stability. Add, delete poles or zeros.
- 7 MAG/PHASE GRAPHICS**
Calc. plot mag/phase of any H(s). More.
- 8 FUNCTION GRAPHICS**
Calc. plot, edit any of 99 useful Math functions as desired. Multiplot. More.
- 9 DATA GRAPHICS**
Plot up to 400 data points in 9 formats. Lin/Log, etc. Curve fit. more.
- 10 CKT SCHEMATIC DRAW**
Cut, Copy, Paste, Move, Merge, Check, Grid, Label, Netlist, Add, Change, Delete, Print. Line & Text tools. 128 symbols. Up to 100 nodes, 1000 elements. More. Mouse Required.
- 11 POWER SUPPLY DESIGN AND ANALYSIS** \$39.99
Design and analyze switching and linear supplies. Design AC/DC and DC/DC Converters. Design Power Transformers, with up to 50 windings. Design Power Inductors and Current Transformers. Switchers include Buck, Boost, Buck-Boost, Flyback. Perform Stability Analysis of Switchers. Design LC Filters. Includes Mag Core Tables. Gain/Phase Plots & Data. VGA req.
- 12 DIGITAL LOGIC SIMULATOR WITH DRAW** \$39.99
- ★ ANALOG CIRCUIT SIMULATOR (module 1) \$ 69
- ★ ANALOG SIMULATOR W/DRAW (modules 1,2) \$ 89
- ★ EE WORKS 5.1 STD (modules 1,2,3,10,12) \$129
- ★ EE WORKS 5.1 PRO (All 12 modules) \$295

Call/Fax 1(619)384-3042 or send check/m.o.

VISA/MC ACCEPTED, \$6.95 SHIPPING, CA ADD 7.25% TAX

FAST, ACCURATE & THOROUGH
GEOBAN ENGINEERING, PO BOX 658, RIDGECREST CA 93556

MCM ELECTRONICS®

FOR VALUED READERS ONLY!
Save up to 33% on select items!
Take advantage of
this tremendous offer.
Call today, time is limited!

20th
Anniversary
1996

To take advantage of these offers,
you must supply this special price code:

CODE: ENS30

Value And Selection From One Source...

- Test Equipment from Tenma, Fluke, Hitachi, Leader, B+K
- Name Brand and Low Cost Generic Technician's Tools
- OEM and Generic TV/VCR repair parts
- Over 10,000 American and Original Japanese Semiconductors

MCM offers a comprehensive line of tools and test equipment engineered for the repair of computers, TVs, VCRs and more. In addition, you will find a wide variety of OEM and low cost generic TV/VCR parts, passive components and semiconductors, over 30,000 items in all, stocked and ready to ship.



SAVE
17%

Multi Voltage Regulated Power Supply

Ideal for projects or any device drawing up to 2A. Fully regulated. Rotary selector switch selects 3, 4½, 6, 7½, 9 and 12V. Color coded binding posts make connection easy.

#28-2200 Reg. \$20.00 Sale **\$16.95**

Prices Effective December 3, 1996 through January 31, 1997

Hours: M-F 7 a.m.-9 p.m., Sat. 9 a.m.-6 p.m., EST.

Order Toll-Free, or for a FREE catalog, Call...

1-800-543-4330



MCM ELECTRONICS®
650 CONGRESS PARK DR.
CENTERVILLE, OH 45459
A PREMIER FARNELL Company

RCA/GE
Premier
Distributor

Authorized
Panasonic
Quasar/Technics
Original Parts
Distributor

Fast delivery from distribution centers near Reno, NV and Dayton, OH.

CODE: ENS30



SAVE
25%

Automobile 115VAC Power Inverter

Powers small AC powered devices from your automobile. Ideal for small radios and TVs, laptop PCs, battery chargers, lights and more. 140W continuous output, 200W surge.

#72-3090 Reg. \$79.95 Sale **\$59.95**



SAVE
33%

Micro Vacuum Attachment Kit

Eight piece kit turns any vacuum into a powerful precision mini-vac. Includes three foot hose and five nozzle attachments. Great for computers, VCRs, stereo equipment and more.

#21-3210 Reg. \$11.00 Sale **\$7.69**



**FREE
Catalog**

TOP SECRET CONSUMERTRONICS

P.O. Drawer 537 Alamogordo, NM 88311

Orders: (505) 439-1776

Fax Orders: (505) 434-0234

WEB SITE

users.aol.com/wizguru/hi-tech.html

Add \$5 total S/H (US, Canada).
10% Off orders \$100+ Postal M.O. is fastest.
VISA, MC OK. COD (\$49-\$999), add \$8.
Sold for educational purposes only.

OFF-THE-SHELF HARDWARE

Van Eck systems * Data Card Reader/Writers * Security/Surveillance * RF/EM/μWave/Radar/Ultrasonic/IR/Light/Sound Detectors/Receivers/Xmitters/Jammers/Blasters * Neurophone/Rife/Resonant Crystal Radionics * EM Lab/Weaponry/Countermeasures * ESS Infinity Devices * Voice Disguisers * Lineman's Hand-sets * Bug Detector/Blaster * Phone Color Boxes * DTMF Decoders * Carjack Foiler * Child Finder * Panic Button * Shriek Module * TENS * Subliminal Mixer/Amp (Ultrasonic & Infrasonic) * Electronic Dowzers * Hidden Presence Detectors * Hearing Assistor * Vortex Generator * 6th Sense Communicator * More!
Buy Catalog Today!

SPECIAL PROJECTS

We design/build/repair/modify/consult on any device/system/project - electronic/computer/mechanical/optical (eg. phone/auto/security/radionic/lab/energy/HV/EM/RF/radar/ultrasonic/IR/UV/for business and personal invention needs. Describe & include nonrefundable \$30 pre-engineering fee. Time & cost estimates 7-10 days. Confidentiality guaranteed.

CELLPHONE MODS

See our Catalog for our infamous cellphone modification guide (\$59) - detailed, comprehensive, covers all makes - 10 times more info than competitor's "guide". Free Data Search: As a special service to our Cellphone Mods customers, we will perform one FREE search of our massive cellphone database. Request by mail (don't fax); include a #10 SASE.

PAGER (BEEPER) \$39 MANUAL

Describes in detail how Pagers work, different types and uses, frequencies, advantages over and uses with cellphones, and tips and tricks. And how Pagers are hacked and countermeasures. Includes the plans for your own Personal Pocket Paging System (transmitter and receiver).

HACKING FAX MACHINES \$39

Describes in detail how Faxes are hacked and countermeasures. Includes Fax protocols, commo parameters, compression, commands, spy switch. And insights into designing Fax interception devices and modifying existing Faxes into Stealth Faxes.

PBX HACKING

PBXs are hacked to the tune of \$ Millions/yr! "PBX HACKING" addresses ALL issues relating to PBX hacking, including countermeasures! Can you afford a \$90,000 phone fraud loss (avg. loss of hacked PBXs)? Featured in Forbes. \$29.

VOICE MAIL HACKING

How VM Box systems are used and ways they are hacked. Includes ASPEN, MESSAGE CENTER, BIX, GENESIS, EZ, SYDNEY, PHONE MAIL, CENTAGRAM, CINDY, AUDIX, SPERRY LINK, RSVP, etc. A must for sysops, security types! \$29.

ORDER TODAY!!

STOPPING POWER METERS \$29

As reported on CBS "60 Minutes"! How certain devices can slow down - even stop - wattour meters - while loads draw full power! Device simply plugs into one outlet and normal loads into other outlets. Also describes meter creep, overload droop, etc. Plans.

AUTOMATIC TELLER MACHINES

ATM crimes, abuses, vulnerabilities and defeats exposed! 100+ methods detailed, include: Physical, Reg. E, cipher, PIN compromise, card counterfeiting, magnetic stripe, false front, TEMPEST, Van Eck, tapping, spoofing, inside job, super-cool, vibration, pulse, high voltage - others. Case histories, law, countermeasures, detailed security checklist, labeled internal photos, figures. Recent \$350,000 ATM crime, spree still unsolved! \$39

COMPUTER PHREAKING \$39

Describes in detail how computers penetrate each other, and how VIRUSES, TROJAN HORSES, WORMS, etc. are implemented. Dozens of computer crime and abuse methods and countermeasures. Includes disk filled with hacker text files and utilities, and the legendary FLUSHOT+ protection system (Ed. Choice, PC Magazine). BBS advice, password defeats, glossary - much more! Manual + PC Disks.

PHREAKING CALLER ID & ANI \$29

Details on how they work and dozens of ways of defeating Caller ID, ANI, '69, '57, and Call Blocking & '67. Describes Caller ID, Orange, Beige, Cheese and CF Boxes, ESS, SS7, E-911, various CLASS services, CN/A, NON PUB DA, CAMA, DNR, 800-ECR, Diverters, Extenders, Centrex - more.

HACKING ANSWERING MACHINES \$29

How answering machines are hacked to listen to - even erase - messages, and to convert them into mini-VMBs, and countermeasures!

CREDIT CARD SCAMS

Describes every known means of credit card fraud and scams. Protect yourself! \$29.

CONS & SCAMS

The most comprehensive survival manual on cons & scams of all kinds - from the classic to hi-tech. Details 100s and many variations, and countermeasures. \$39.

INTERNET CONS & SCAMS

Internet fraud rakes in \$2+ Billion annually! Most are done anonymously and with little fear of prosecution. Described in detail, includes countermeasures. \$29.

HIGH VOLTAGE DEVICES \$29

Plans for: Stun Gun, Taser, Prod, Cane, Blaster, Flasher, Zapper, Audio/RF/Radar Jammer, Fence Charger, Plasma & Van de Graaff Gens., Jacob's Ladder, Geiger Counter, Fish Stunner, Plant Stim., Kirlian, Ozone Gen., more!

BEYOND PHONE COLOR BOXES

Dozens PCB's described - many circuits. Plus Call Forwarding, Conferencing, Phreak History, Glossary, Diverters, Extenders, Loops, REMOBS, Bridging Heads & Cans, Opticom, 3rd Party and many other non-box methods - more! \$29.

SHOCKING!

ALL-NEW TOP SECRET CATALOG. FEATURES 200+ SURVIVAL PRODUCTS! WILL BLOW YOUR MIND! MAIL \$5, OR \$1 WITH ORDER!

RF POWER TRANSISTORS AND TUBES

In depth stocking of popular and hard-to-find Electronics Parts for Transmitters & Linear Amplifiers

Popular Transistors

2SC1969
2SC2166 • 2SC2290
2SC2312C • 2SC2879
MRF454 • MRF455
MRF455A • MRF477
MRF492 • MRF497
SRF3749 • SRF7000-90


Popular Tubes

6JS6C • 6KD6 • 6LQ6
M2057 • 6146B • 6146W
3-500Z • 3-500ZG • 4-400C
811A • 572B • SV6550C
7558 • 8417 • 8873
8874 • 8875 • 8877 • 8975

Order your FREE copy of our new Catalog by writing or calling us now.

Tel: (619) 744-0700 • Fax: (619) 744-1943

E-mail: rfp@rfparts.com



RF PARTS

435 SOUTH PACIFIC STREET
SAN MARCOS, CA 92069

CONTROL MEASURE INPUT

RELAYS • LIGHTS • MOTORS

TEMPERATURE • PRESSURE • LIGHT LEVELS • HUMIDITY

SWITCH POSITIONS • THERMOSTATS • LIQUID LEVELS

MODEL 30 \$79



- PLUGS INTO PC BUS
- 24 LINES DIGITAL I/O
- 8 CHANNEL
- 8 BIT A/D/IN
- 12 BIT COUNTER
- UP TO 14K SMP/SEC

MODEL 45 \$189



- RS-232 INTERFACE
- 8 DIGITAL I/O
- 8 ANALOG INPUTS
- 2 ANALOG OUTPUTS
- 2 COUNTERS-24 BIT

MODEL 100 \$279



- 12 BIT 180 KHZ A/D
- 4 ANALOG OUTPUTS
- 3 TIMER COUNTERS
- 24 DIGITAL I/O

MODEL 60 \$179



- 8 2-AMP RELAYE
- 16 DIGITAL I/O
- 1 8-BIT ANALOG INPUT

MODEL 40 \$99



- RS-232 INTERFACE
- 28 LINES DIGITAL I/O
- 8 ANALOG INPUTS
- PWM OUTPUT
- OPTIONAL 12 BIT A/D

MODEL 70 \$239



- RS-232 INTERFACE
- 18 BIT A/D
- 5.5 DIGIT
- UP TO 68 SMP/SEC

NEED A CUSTOM PCB? TRY US.

PRAIRIE DIGITAL, INC.

PHONE 608-643-8599 • FAX 608-643-6754

846 SEVENTEENTH STREET • PRAIRIE DU SAC, WISCONSIN 53578

Keep your PCs up & running with the 100% accurate fix...

Loop-back Plugs—9-pin serial, 25-pin serial and 25-pin parallel plugs, used for external I/O port testing.

Tri-State Logic Probe—works with Post-Probe to enable testing down to individual chip level.

Universally Compatible

Works with any IBM or compatible computer and any operating system (DOS, Windows 95 & NT, OS/2, Unix, Novell, etc.

Micro-Scope™ diagnostic diskettes

containing the best PC diagnostic tools on the market. Comes with both 3.5" and 5.25" disks to work with any PC.

Durable Zip-up Leatherette Carrying Case

all your tools in one organized, easy to carry toolkit.

Complete Micro-Scope Manual

—easy to follow testing procedures and detailed error code descriptions. See the features list at left to view some of the incredible wealth of testing capabilities this program contains.

Revive Your Dead PCs

Post-Probe™ Diagnostic Card—when Post-Probe detects an error, a 2-digit BIOS code will display on the card telling you exactly what's wrong with your PC. 100% compatible with all ISA, EISA, Compaq and Micro-Channel PCs.

Micro-Channel Adapter Card—(behind Post-Probe card) allows Post-Probe to be used with Micro-Channel equipped computers.

Extensive Post-Probe Manual—exhaustively complete, containing BIOS error codes for most PCs on the market. Look up the 2-digit error code in this manual and instantly diagnose your PC's problems. Also contains common chip diagrams, descriptions and complete troubleshooting tips.

Micro-Scope™

UNIVERSAL DIAGNOSTIC SOFTWARE

Fully O/S Independent diagnostic software...

Jerry Pournelle awarded MICRO-SCOPE & POST-PROBE the User's Choice Award in the May 1994 issue of Byte Magazine, stating: "You name it, this tests it. If you maintain PCs you'll love it."

- ◆ **LOW-LEVEL FORMAT**—Performs low-level format on all hard drives including IDE drives.
- ◆ **TRUE HARDWARE DIAGNOSTICS**—Accurate testing of CPU, IRQ's, DMA's, memory, hard drives, floppy drives, video cards, etc.
- ◆ **RELOCATES TRACK 0** on hard drives that support relocation.
- ◆ **IRQ CHECK**—Talks directly to hardware and shows I/O address and IRQ of devices that respond.
- ◆ **O/S INDEPENDENT**—Does not rely on O/S for diagnostics. Talks to PC at hardware level. All tests are full function regardless of O/S (i.e. Windows, Novell, UNIX, OS/2).
- ◆ **IRQ DISPLAY**—Show bits enabled in IRQ chip for finding cards that are software driven (Network, Sound Card, etc.).
- ◆ **MEMORY DISPLAY**—Displays any physical bit of memory under 1 MB. Very useful for determining memory conflicts and available memory space.
- ◆ **AND MUCH MORE...**—We don't have enough space here for everything this software can do!

Govt. Orders: NSN-7030-01-421-6459

Professional Diagnostics from

MICRO 2000

Call Now for Latest Pricing
1-800-864-8008

© 1996 Micro 2000, Inc. All Rights Reserved.

CIRCLE 327 ON FREE INFORMATION CARD

Post-Probe™

First Ever Universal P.O.S.T. Card for All PCs!

PC won't boot up? Find out why fast with our universal POST card...

"This is the only card that will function in every system on the market. The documentation is extensive...covers the expected POST Codes for different BIOS versions...includes a detailed reference to the bus signals monitored by the card."—**Scott Mueller** from *Upgrading & Repairing PCs, 2nd Edition*

- ◆ Includes pads for voltmeter to attach for actual voltage testing under load.
- ◆ 4 LEDs monitor +5vdc -5vdc +12vdc -12vdc.
- ◆ Monitors Hi & Lo clock and OSC cycles to distinguish between clock chip or crystal failure.
- ◆ Monitors I/O Write and I/O Read to distinguish between write and read errors.
- ◆ Accurately monitors progress of POST for computers *without* POST codes.
- ◆ Reads POST codes from any IBM or compatible that emits POST codes. ISA/EISA/MCA.
- ◆ Compatible with Micro Channel computers.
- ◆ Dip switch allows easy selection of I/O ports to read.
- ◆ Includes **TRI-STATE LOGIC PROBE** to determine actual chip failures.
- ◆ Manual includes chip layouts and detailed POST procedures for all major BIOS's.
- ◆ **AND MUCH MORE...** call for more details.

Govt. Orders: NSN-7025-01-421-6467

Web Site: <http://www.micro2000.com>



AFFORDABLE SOLUTIONS

EPROM EMULATORS Complete systems, ready to use. Test your code thru the printer port without disconnecting equipment. Emulators mounted in a quality case. **STD32**, \$109, emulate (2764-27256). **STD64**, \$129, (2764-27512). **PRO-BERIES** includes bi-directional communications with PC and 'real time link' to PC for single byte changes. Instant recovery battery back-up. **PRO128**, \$199, (2764-27010). **PRO512**, \$259, (2764-27040). Use multiple emulators to support 16/32 bit bus. \$6 shipping.

8051/8031 SINGLE BOARD CONTROLLER. Only 1.8 X 3.0". Quality bare board with solder mask both sides and component outline. Complete with PC 8051 assembler and schematic. **ONLY \$19.95.** Complete kit, \$29.95. Add \$4.50 for shipping.


EEPROM PROGRAMMER. Reads EPROMS FOR easy transfer to EPROMS. Programs 2864-28128. Complete, ready to use. No more 15 minute erase burn cycles! only \$49.95. \$69.95 with case option. \$5 shipping.

UNIQUE RING DECODER. Look like a big business without the bills. Have up to four numbers on a single line. only \$74.95. \$5 shipping.

LOGICAL DESIGN TOOLS, INC.
5403 EVERHART, #55
CORPUS CHRISTI, TX 78411
SALES (512) 888-4535 FAX (512) 883-3711
<http://www2.interconnect.net/ldti/hom.htm>
Mail in orders welcome.

FOR THE PROGRAMMER

BAC552ES CONTROLLER



- Enhanced BASIC Language
- Philips 80C52 MCU
- 6"x9" circuit board
- 10 5A relay outputs
- 3 LED or logic outputs
- 16 opto-isolated inputs
- 8 ch. 10 bit analog inputs
- 2 ch. 8 bit analog outputs
- Real Time clock/calendar
- 128K Static RAM
- 128K FLASH memory
- 256 byte serial EEPROM
- 3 serial ports (RS232/485)
- IIC bus expansion
- Plug-on I/O terminal blocks
- Single 12Vdc operation

APPLICATION READY ONLY \$34.95
Includes \$14.95 Connector Package!

APPLICATIONS: Industrial control • HVAC systems • security • home automation • data logging • remote control & monitoring

SYLVA Control Systems a division of Sylva Energy Systems, Inc.

519 Richard Street, Thunder Bay, Ontario, Canada P7A 1R2


Ph. 807-768-2487 Fax 807-683-6485 885 807-767-0587

WEB PAGE: <http://www.sylvacontrol.baynet.net>

Email: sylva@mail.baynet.net

16 Bit Control

& Data Acquisition System



from \$299

DSP
Powerful,
Easy to use,
Tons of Memory,
I/O & features:

16.8MHz 68HC16 34 digital I/Os (7 IRQ)
RS-232 & RS-485 + LCD/Keypad port
RT clock option + 8 ch 10b fast A/D

Affordable "C" compiler/library
Multi-tasking kernel
Up to 256K ea. SRAM, FLASH memory

INTEC INOVENTURES INC.

Ph: (604) 721-5150 FAX: 721-4191

<http://www.islandnet.com/~iii>

Learn MICROCONTROLLERS EMBEDDED SYSTEMS and PROGRAMMING...

...with the AES learning system/
embedded control system.
Extensive manuals guide you
through your development
project. All programming and
hardware details explained.
Complete schematics. Learn to
program the LCD, keypad digital,
analog, and serial I/O. for your applications.



**THREE MODELS AVAILABLE. Choose from an
Intel 8051, Intel 8088, or Motorola 68HC11
based system. All models come with:**

- 32K Byte ROM, 32K Byte RAM • 2 by 16 Liquid Crystal Display • 4 by 5 Keypad • Digital, Analog, and Serial I/O • Interrupts, timers, chip-selects • 26 pin expansion connector • Built-in Logic Probe • Power Supply (can also be battery operated) • Powerful ROM MONITOR to help you program • Connects to your PC for programming or data logging (cable included) • Assembly, BASIC, and C programming (varies with model) • Program disks with Cross Assembler and many, well documented, program examples • User's Manuals: cover all details (over 500 pages) • Completely assembled and ready to use • Source code for all drivers and MONITOR • Optional Text Book

Everything you need. From \$279.
Money Back Guarantee

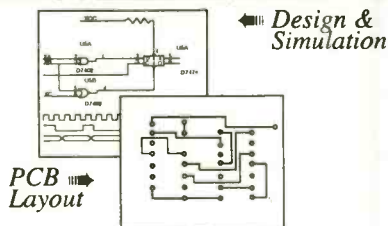
Call for Free Info Pack, or see
WEB at <http://www.aesmicro.com>
714-550-8094, FAX 714-550-9941



Call 1-800-730-3232

AES 970 W. 17TH STREET, SANTA ANA, CA 92706, USA

Low Cost CAD Software Now In Windows 95



- Easy to use schematic entry program (**SuperCAD**) for circuit diagrams, only \$149. Includes netlisting, bill of materials, extensive parts libraries.
- Digital simulator (**SuperSIM**) allows you to check logic circuitry quickly before actually wiring it up. Works directly within SuperCAD and displays results in "logic analyzer" display window. Starting at \$149 this is the lowest cost simulator on the market. Library parts include TTL, and CMOS devices.
- Analog simulator (**mentalSPICE**) for \$149. Allows AC, DC and transient circuit analysis. Includes models of transistors, discretes, and op amps.
- Circuit board artwork editor and autorouter program (**SuperPCB**), starting at \$149. Produce high quality artwork directly on dot matrix or laser printers. You can do boards up to 16 layers including surface mount. Includes Gerber and Excellon file output. Autorouter accepts netlists and placement data directly from the SuperCAD schematic editor.
- New! - Complete electronic design package (**SuperMAX**) including schematic editor, analog and digital circuit simulation, and printed circuit board layout with autorouter for only \$549!

Write or call for free demo disks:
MENTAL AUTOMATION, INC.
5415 - 136th Place S.E.
Bellevue, WA 98006
(206) 641-2141
Internet: <http://www.mentala.com>

CONTROL YOUR WORLD

32K HC11
ModCon

Low Cost Microcontroller boards & kits + Applications

ZORIN <http://zorinco.com>
or call (206) 282-6061

Invest a stamp... Save a bundle

For the price of a stamp, you can get the latest edition of the federal government's free **Consumer Information Catalog**. It lists more than 200 free or low-cost publications on federal benefits, jobs, health, housing, education, cars, and more.

So stamp out ignorance with our free Catalog. Send your name and address to:
Consumer Information Center, Department SB, Pueblo, Colorado 81009



Write your PIC programs in BASIC!

Still \$99⁹⁵

The PicBasic Compiler converts your BASIC programs and BASIC Stamp I programs into hex files that can be programmed directly into a PIC microcontroller. New Peek and Poke instructions let you access PORTA, A/D converter and other on-PIC features in BASIC.

- ❖ Expanded BASIC Stamp I compatible instructions
- ❖ True compiler provides faster program execution and longer programs than BASIC interpreters
- ❖ In-line assembler and Call support
- ❖ Supports PIC16C6x, 62x, 7x and 8x micros
- ❖ Pocket PIC Programmers from \$34.95
- ❖ PICProto prototyping boards \$9.95 - \$19.95

*BASIC Stamp is a trademark of Parallax, Inc.

microEngineering Labs

Box 7532 Colorado Springs CO 80933
(719) 520-5323 FAX 520-1867
<http://www.melabs.com>



AS LOW AS \$199. EACH

- 16 0V-24V 2A Outputs
- Perfect for 4 Servos
- 16K Byte Eprom
- 2K Byte Non-Volatile RAM
- 16 Input Lines
- 8 Pos. DIP Switch
- Real Time Clock
- 1 Serial Port (RJ11)
- 2 Serial Ports (Output Only)
- Watch Dog Timer
- Includes 5' Interface Cable
- Easy 65C02 Instruction Set
- Only 5 1/2" x 6"
- Custom Software Available
- Full Documentation Available
- Ask About Sample Pricing



Red Key Solutions Inc.

ATLANTA GA. (770) 623-0708

PROGRAMMERS OVER 50 MODELS

ADVANTECH EETOOLS NEEDHAMS DATA I/O ICE TECHNOLOGY HILO SYSTEM GENERAL CHROMA MODULAR CIRCUIT TECHNOLOGY XELTEK



- | | | | | | |
|------------------------|--------------------------|-----------------------|-------------------------|----------------------|------------------------|
| PROMAX | EMP-20 | MEGAMAX | MEGAMAX4 | SIMM/SIP TESTER | EMUPA |
| CALL ADVANTECH LABTOOL | 629 ICE TECH MICROLV | 650 EETOOLS ALLMAX + | 409 EETOOLS MEGAMAX | 509 EETOOLS MEGAMAX4 | 369 XELTEK SUPERPRO II |
| 599 EETOOLS SIMMAX | 795 CHROMA SIMM/SIP | 359 MOD-MCT-EMUPA/R | 279 MOD-MCT-EMUP/R | 49 EPROM 1G TO 512K | 69 EPROM 1G TO 1MEG |
| 409 EETOOLS MEGAMAX | 409 XELTEK SUPERPRO II P | 249 XELTEK SUPERPRO L | 165 XELTEK ROMMASTER II | 479 MOD-MCT-EMUPA | 739 STAG ORBIT-32 |
| | | | | 129 EPROM 4G TO 8MEG | 250 EPROM 8G TO 8MEG |



General Device Instruments

Sales 408-241-7376 Fax 241-6375 BBS 983-1234
Web www.generaldevice.com E-Mail icdevice@best.com

Electronic CAD for Windows

Professional Windows EDA tools at an affordable price with powerful features to make designing faster. WinBoard PCB layout delivers sophisticated interactive routing for complex designs, plus it has the tools needed for high-speed circuits, analog, RF and SMT designs.

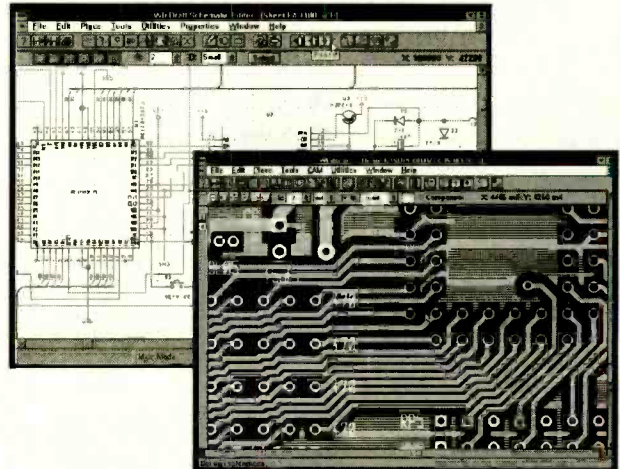
WinDraft[®] Schematics

- ◆ Use True-Type fonts. Quickly copy and paste into other applications.
- ◆ Supports hierarchical designs, electrical rules checking, Annotation & Bill of Materials.
- ◆ Thousands of library parts and symbol editor included.

WinBoard[™] PCB layout

- ◆ Supports 16 layers, multiple copper pours, and advanced features for RF designs.
- ◆ SMD & through hole library with on-line graphical editor.
- ◆ CAM outputs include BOM, in-circuit test, NC Drill, Gerber, Pick & Place, & Advanced Design Rule Checking (DRC).

With our unique *pin capacity* versions you only pay for what you need. You choose the base configuration to suit your needs today, and expand that configuration to handle increased pin capacity as your design requirements change.




- \$ 250 WinDraft or WinBoard - P650
- \$ 495 WinDraft or WinBoard - unlimited
- \$ 895 WinBoard P650 with CCT Spectra[®] autorouter.

Thousands of satisfied customers are using this new generation of powerful and affordable Windows EDA tools from Ivex. Your satisfaction is guaranteed!

World Wide Web: <http://www.ivex.com>

Information and free evaluation version is available on the Ivex WW Web, FTP and BBS.

Tel: (503) 531-3555
Fax: (503) 629-4907
BBS: (503) 645-0576



Ivex Design International. 15232 NW Greenbrier Parkway. Beaverton, Oregon 97006. USA.

ADV2_1

P
C
P
L
A
C
E

January 1997, Electronics Now

ROBOTIC MACHINING

ROUTE, MILL, DRILL, CARVE, ENGRAVE, PAINT
IN WOOD, PLASTIC, VINYL, PC BOARD, & LIGHT METALS!

- 4 & 5 MOTOR GANTRY MILL CONFIGURATIONS
- PC COMPUTER CONTROLLED CNC/DNC
- IMPORT/ EXPORT FILES TO OTHER CADs
- AUTO-BACKLASH COMPENSATION
- PRE-MACHINED HEAVY CASTINGS
- SIMULTANEOUS 4 AXIS MOTION
- FREE 3D CAD/CAM SOFTWARE
- AVAILABLE IN KITS OR ASSEMBLED
- EXPEDITE SERVICE ALSO AVAILABLE
- OPTIONAL ALUMINUM WAY COVERS
- .0005" RESOLUTION / AMERICAN MADE



STARTING AT
\$695.00

3 & 4 AXIS UNITS
FROM 12" X 12" TO
66" X 66" MACH. AREA



U.S. CYBERLAB, INC. 14786 SLATE GAP RD., WEST FORK, AR 72774

CALL NOW FOR INSTANT SPECS 501-839-8293 24 HR. FAX-BACK

DATA ACQUISITION

Affordable Hardware and Software for PC's

ANA100 Analog I/O \$ 99



- 8 Channel 8-Bit
- 0 to 5 Volt Input
- 14 TTL I/O lines
- Analog Output
- 400KHz Sampling

DIG100 Digital I/O \$ 39



- 8255 PPI
- 24 or 48 TTL I/O Lines option
- Selectable Base Address

ANA150 Analog/Counter... \$ 89



- 8 Channel 8-Bit
- 0 to 5 Volt Input
- 3 16-Bit Counters
- 400KHz Sampling

DIG200 Counter I/O \$ 79



- 3 16-Bit Counters
- 8 TTL Input lines
- 8 TTL Output lines
- Selectable Clock Frequency Input

ANA200 Analog I/O \$ 79



- 1 Channel 12-Bit
- 0 to 5 Volt Input optional bi-polar
- 100KHz / 300KHz Sampling rate
- 24 TTL I/O lines

ANA201 Analog \$ 129



- 8 Channel 12-Bit
- x1, x5, x10, x50 Programmable Channel gain
- 100KHz/300KHz Sampling rate

<NEW!> PC-SCOPEII - PC Oscilloscope Software
Use with our ANA100, ANA150, ANA151, ANA200, or ANA201 boards, for 1, 2, 4, or 8 channel capture and display of data on your PC. Oscilloscope, Storage, and X-Y modes of data display \$49.00



MasterCard/Visa orders accepted

More hardware and software items available. Call for information or


See our catalog on the Internet: <http://www.bsosf.com>

E-mail: sales@bsosf.com

BSOFT Software, Inc.

Phone 614-491-0832 * Fax 614-497-9971
444 Colton Road * Columbus, OH * 43207

PIC it μ P!



The PIC-MDS is a complete training and development environment for the mid-range PIC™ microcontrollers. Proven in classrooms, the PIC-MDS lets you learn to use and

develop applications for PIC microcontrollers quickly and easily. Our step-by-step examples guide you from simple programs through to keypad scanning, serial I/O, LCD display, A/D conversion, data logging, and interrupt routines.

The PIC-MDS Professional Pack includes: **Also Available:**

- PIC16C71 & PIC16C84 microcontrollers
- EPIC Programmer & PM assembler
- detailed training manual with disk
- in-circuit programming cable & socket
- ZIF socket • buffered LED port indicators
- 2 X 16 LCD display • 2 analog pots • RS-232 port
- 256 byte serial EEPROM • crystal/resonator socket
- 5V & variable DC power supply • AC voltage adapter
- all I/O pins on screw terminals & PICBUS connector
- all code examples in Microchip and Parallax™ syntax

Professional Board (no programmer) **\$259**

Hobbyist Pack **\$199**
(kit, no ZIF, '84 only)

Hobbyist Board **\$139**
(kit, no ZIF, '84 only, no programmer)

Teachers manual **Call**

Prices exclude shipping. Parallax is a registered trademark of Parallax, Inc. PIC & Microchip are trademarks of Microchip Technology Inc.

only
\$299!

Sirius microSystems

Visit our Web page: <http://www.siriusmicro.com>

172 Harvard Road
Waterloo, ON N2J 3V3
CANADA

+1-519-886-4462 (ph.)
+1-519-886-4253 (fax)
support@siriusmicro.com

TRAVEL LIGHT.



American Heart Association



EXERCISE.



10% discount until
february 1st 1997


TiePieSCOPE HS508

- > interface PC parallel printer port
- > sampling speed 50 Msamples/sec
- > resolution 8 bits
- > input range 50 mV/div - 20V/div
- > record length 32KByte/channel
- > price US\$1054 incl. software, user manual and 2 probes (1:1/1:10 switchable)

New! Windows software

This powerfull windows software gives you new possibilities and intuitive control of the five integrated devices (Oscilloscope, Voltmeter, Transient recorder, Spectrum analyzer and Square wave generator) to do all your advanced measurements.

Instrument taskbar: fast switching between all measurement devices



TP508

- > interface PC-XT/AT ISA slot
- > sampling speed 50 Msamples/sec
- > resolution 8 bits
- > input range 5 mV/div - 20V/div
- > record length 32KByte/channel
- > price US\$1798 incl. software, user manual and 2 probes (1:1/1:10 switchable)



Generator:


- ☛ Square wave output adjustable between 100 Hz and 100 kHz

Voltmeter:

- ☛ Up to six clear, full configurable displays
- ☛ 10 mathematical operations on the measured data like True RMS, Mean, Peak-Peak etc.
- ☛ 16 different display methods like Ch1+Ch2, Ch2-Ch1, log(Ch1/Ch2) etc.
- ☛ Data logging to disk and printer

Oscilloscope:

- ☛ Number of samples adjustable between 10 and 32760
- ☛ Up to 32K samples on screen
- ☛ Free adjustable pre trigger between 0 and 100%
- ☛ Easy time axis zoom: scalable scroll bar
- ☛ Free settable sampling frequency
- ☛ Graphical vertical offset and gain adjust
- ☛ WYSIWYG trigger level, hysteresis and slope adjustment by multi purpose control
- ☛ Place your mouse over a control, press the right mouse button and adjust all properties related to that control through the popup menu.
- ☛ Cursor measurements
- ☛ Storing and reading reference signals
- ☛ Math channel available
- ☛ Speed button toolbar
- ☛ Color printout supported



☛ Pick up the axis and zoom life in and out

☛ Use the slider edges for zooming between 60 and 32K samples

☛ 10% discount on the TiePieSCOPE HS508 until february 1st 1997


Minimum system requirements: Windows 3.1, 386 μ Processor, 4 MB RAM, 4 MB free harddisk space

CONWAY Engineering, Inc.

8393 Capwell Drive, Oakland, California USA 94621-2113
 Tel: (510) 568-4028 Fax: (510) 568-1397
 BBS: (510) 568-6533 Internet: <http://www.crl.com/~conway/>

Call toll-free 1-800-626-6529 for a FREE demo disk and a catalog of all our instruments!

CIRCLE 319 ON FREE INFORMATION CARD



EPROM+ PROGRAMMING SYSTEM USES PARALLEL PORT

EPROMS (24, 28, 32 & 40* PIN PLUS 27CXXX)
1702, 2708, 16, 32, 32A, 64, 64A, 128, 128A, 256, 512
513, 011, 010, 101, 301, 1000, 1001, 1024, 210, 020
2000, 2001, 220, 240, 2048, 4001, 4002, 040, 080, 8001
2516, 32, 64, 68764, TMS2716

FLASH EPROMS
28F256, 512, 010, 020 PLUS 29CXXX, 29FXXX

EEPROMS & NVRAMS (PLUS CXXX)
2804, 16, 16A, 17, 2864, 64A, 65, 28256, 28C010
X2210, X2212, DS1220, 1225, 1230

SERIAL EPROMS* (8 PIN PLUS CXX)
2401, 02, 04, 08, 16, 32, 65, 2444, 59C11, 8572, 82, 92
9306, 46, 56, 66, 16811, 911, 80011A, ER1400/S8657

BIPOLAR PROMS* (16 THROUGH 24 PIN)
74SXXX AND 82SXXX FAMILY

MICROCONTROLLERS* (UV, EE AND FLASH)
8741, 42, 48, 49, 8751, 87C51, 8752, C52, 87C5XXX
87C75X, 89C51, 52, 68705, 68HC705, 68HC711E9
PIC16C5X, PIC16C6X, PIC16C7X, PIC16C8X

*ADAPTER REQUIRED - ASSEMBLED ADAPTERS AVAILABLE / DETAILED DIAGRAMS INCLUDED

- SOFTWARE - READ, VERIFY, PROGRAM, COPY, DISK FILE LOAD & SAVE, CHECKSUM, PLUS A FULL SCREEN BUFFER EDITOR WITH 20 COMMANDS
- READS INTEL HEX, MOTOROLA S-RECORD AND BINARY FILES
- FAST! - MANY DEVICES PROGRAM IN UNDER 10 SECONDS
- RUGGED (9" X 6" X 3"), PORTABLE ENCLOSURE WITH CARRY HANDLE DESIGNED FOR BENCH AND FIELD SERVICE.
- ACCESSORY CONNECTOR FOR FUTURE EXPANSION
- LED INDICATORS SHOW POWER, PROGRAMMING & SYSTEM STATUS
- MADE IN THE USA - 30 DAY MONEY BACK GUARANTEE - 1 YR WARRANTY
- SYSTEM INCLUDES: PROGRAMMING UNIT, POWER PACK, CABLE PRINTED MANUAL AND SOFTWARE

ANDROMEDA RESEARCH
P.O. BOX 222
MILFORD, OHIO 45150
(513) 831-9708
FAX (513) 831-7562

SUPPORTS OVER
600 CHIPS




\$289



ADD \$5.00 SHIPPING - \$5.00 C.O.D.

386 SBC \$83

OEM (1K) PRICE
INCLUDES:
- 5 SER (8250 USART)
- 3 PAR (32 BITS MAX)
- 32K RAM, EXP 64M
- STANDARD PC BUS
- LCD, KBD PORT
- BATT. BACK. RTC
- IRQ0-15 (8259 X2)
- 8237 DMA 8253 TMR
- BUILT-IN LED DISP
- UP TO 8 MEG ROM
- CMOS NVRAM
USE TURBO C,
BASIC, MASM
RUNS DOS AND
WINDOWS
EVAL KIT \$295



\$95 SINGLE
PIECE
PRICE
**UNIVERSAL
PROGRAMMER**


- DOES 8 MEG EPROMS
- CMOS, EE, FLASH, NVRAM
- EASIER TO USE THAN MOST
- POWERFUL SCRIPT ABILITY
- MICROCONT. ADAPTERS
- PLCC, MINI-DIP ADAPTERS
- SUPER FAST ALGORITHMS

OTHER PRODUCTS:
8088 SINGLE BOARD COMPUTER OEM \$27 ... *95
PC FLASH/ROM DISKS (128K-16M) 21 75
16 BIT 16 CHAN ADC-DAC CARD 55 195
WATCHDOG (REBOOTS PC ON HANGUP) 27 95

*EVAL KITS INCLUDE MANUAL
BRACKET AND SOFTWARE.
5 YR LIMITED WARRANTY
FREE SHIPPING
HRS: MON-FRI 10AM-6PM EST



MVS BOX 850
MERRIMACK, NH
(508) 792 9507



PCBoards PCB Artwork Made Easy!

PRINTED CIRCUIT DESIGN SOFTWARE
For DOS & WINDOWS
Layout - Autorouting - Schematic - Circuit Simulation

- o Supports all Video Modes including Super VGA
- o Copper Flooding for Building Ground Areas
- o Gerber and Excellon Output
- o Create Negative & Positive Printouts
- o Autoroute Single & Multi Layer Boards
- o Create artwork from the Schematic
- o Analog and Digital Simulation available
- o Make boards up to 32" x 32"
- o Parts Library - Silk Layer - Solder Mask and more!
- o Great for All Circuit Design Projects!

Download Demos from BBS (205)933-2954

PCBoards Layout for DOS \$99

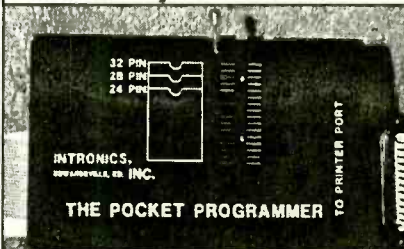
Windows™ Version starts at \$149

Call or Write for Full Product Line, Prices & Demo Packages

PCBoards
2110 14th Ave. South
Birmingham, AL 35205

(800)473-7227
Fax (205)933-2954
Phone (205)933-1122

The Pocket Programmer Only \$129.95



The portable programmer that uses the printer port of your PC instead of an internal card. Easy to use software that programs Eprom, EEprom, Flash & Dallas Ram. 27(C) / 28(C) / 28F / 29F / 29C & 25XX series from 16K to 8 Megabit with a 32 pin socket. Adapters available for Pic, PLCC, 5-Gang, 874X, 875X MCU's, 40-Pin X 16 & Serial Eprom's, and Eprom Emulator to 32K X 8.

Same Name, Address & Phone #
for 13 Years... Isn't it Amazing ?

Intronics, Inc.
Box 13723 / 612 Newton St.
Edwardsville, KS 66113 Add \$4.75 COD
Tel. (913) 422-2094 Add \$4.00 Shipping
Fax (913) 441-1623 Visa / Master Charge


BREAST CANCER BEGINS
EVEN SMALLER THAN THIS.
THAT'S WHY YOU
NEED A YEARLY
MAMMOGRAM,
ESPECIALLY AS
YOU GET OLDER.
MAMMOGRAMS
CAN DETECT
LUMPS TOO
SMALL FOR
YOU TO FEEL
AND EARLY
DETECTION
MAY SAVE
YOUR LIFE,
SO CALL
1-800-
ACS
2345.

GET A MAMMOGRAM.
EARLY DETECTION IS THE BEST PROTECTION.

"Get the skills you need at a price you can afford!"

Earn up to \$45 an hour or more as a skilled Computer Programmer.

Cash in on the explosion of opportunities. Start your new career or even open a business of your own as a highly-paid computer programmer.



Computer programmers today can almost write their own ticket to financial well-being and job satisfaction. Only Foley-Belsaw's unique in-home training programs can give you the skills you need at a price you can afford.

You'll learn the three hot computer languages — QBasic, C and Visual Basic. You'll even work with the hot new C++. With this easy-to-learn knowledge, you'll write your first QBasic program by the end of the first SkillPak of lessons. Soon you'll be programming sound and graphics, and even learning how to program for the Windows environment — the most popular application program today.

It's easy to cash in!

Look at some of the things professional computer programmers do. "Wrote a C program to clean up a WordPerfect file; edited the resulting file as data errors were found." This work would take a trained programmer less than five hours to complete, and they could make over \$200 for the work. That's money you could be making — and soon — with training from the Foley-Belsaw Institute of Computer Programming.



Everything is included!

We provide you with all the materials you'll need to become a professional computer programmer. You'll receive 37 lessons, designed for you by the Foley-Belsaw Professional Programmer Staff. Other valuable materials include a *Programmer's Handbook*, *Programmer's Examples* on two 3.5 inch disks, *Programmer's Flowchart Template*, and a booklet, *Selecting the Right Computer*.

Other schools force you to buy a complete computer package as part of their training program. At Foley-Belsaw we understand that your needs as a programmer may not fit into a "one size fits all" approach. Why should you pay hundreds of dollars for a computer system that you may not need?

We'll tell you what you need to know so that when you're ready to buy your own computer, you can get the machine that fits your needs at the lowest possible price. That's the Foley-Belsaw way.

Get the free facts today.

Whether you want to change careers, have a profitable part-time job or start your own business, Foley-Belsaw Institute's new computer programming course is the first step. A profitable future in computer programming can be yours. Call or write today for a fact-filled information kit including a free copy of *Computer Programming — A Profitable Career In Your Spare Time*. See how easy it is to begin a money-making career as a sought-after computer programmer. Our free full-color information kit outlines the steps of the computer programming course and shows you everything you will receive as part of your training.

Mail this coupon or call today
Toll Free 1-800-487-2100!

Your free opportunity kit will be rushed to you!

If coupon is missing, write to: Foley-Belsaw Company, 6301 Equitable Road, Kansas City, MO 64120

Call or complete & return this coupon to: Foley-Belsaw Institute, 6301 Equitable Road, Kansas City, MO 64120

YES! Rush me a free information kit on Computer Programming right away. Dept. 35281

Other career courses:

- Locksmithing, Dept. 12888
- Small Engine Repair, Dept. 52764
- Saw & Tool Sharpening, Dept. 21703
- VCR Repair, Dept. 62578
- Computer Repair, Dept. 64475
- TV/Satellite Dish Repair, Dept. 31350
- Gunsmithing, Dept. 92380
- Woodworking, Dept. 43635
- Upholstery, Dept. 81304
- Vinyl Repair, Dept. 71237
- Electrician, 95150
- Computer Specialist, 38143
- Networking Specialist, 39130

I understand that there is ABSOLUTELY NO OBLIGATION and NO SALESMAN WILL CALL.

Name _____

Address _____

City _____ State _____ Zip _____



ONLY COOL-AMP SILVERPLATES ON THE JOB.

From a customer testimonial:

"Ok, your edge connectors don't connect. Or you want to plate your own PC creations, but you don't want to bother with electro-plate solutions. The plating on the socket... has worn off and no longer makes reliable contact... what are you going to do now?"

"Give the people at Cool-Amp a call. They have a silver plating compound I have used for the past couple of years that solves all of the above problems and more. This white powder has an infinite shelf life... and is easy to use.

"It will actually put a permanent silver plate on copper, brass or bronze... There are no messy or dangerous chemicals. Application could not be easier. Use a clean rag and a little bit of water and just rub it on a clean surface. In minutes you can permanently silver plate a circuit board or replating a power amp tube or socket.

"It has saved me time, money and my sanity."

Cool amp has even outperformed electroplating in recent tests. It is time-proven since 1944.



AND CONDUCTO-LUBE. THE SILVER-BASED CONDUCTIVE LUBRICANT.

The upstart, since 1952. Developed for switches, uses continue to expand to all applications needing a conductive lubricant.



**ORDER FACTORY DIRECT:
503-624-6426 or FAX 503-624-6436**

WORLD'S SMALLEST UHF X-tal Locked Video Transmitters \$99.00

So small the transmitter, camera and battery will fit into a cigarette pack!!!

Used by hundreds in covert CCTV, R/C models, movie Special Effects, and Law Enforcement. "I've utilized your transmitters in covert video installations for about one year... previously, I used costly wireless units from Pelco, MVP, and Supercircuits. Nothing approaches the VidLinks in terms of power, picture quality, size, and value. Thank you."
R. Leslie, CCTV Installer, NY.

"Incredible color, resolution... easy to use, convenient. Very cool," *P. Davis, Props, CA.*
"... like having a TV station in your pocket."
J. Ramsay, Electronic Hobbyist, FL.

LIVE REMOTE VIDEO FROM: \$99.00

ACTUAL SIZE!!!

VidLink 100: 100mW Power- upto 1/4 Mile
\$199.00 New! High-Power!

VidLink 15: 15mW Power- upto 150 Feet
\$99.00 New! Low Price- Same Size!

Covert Camera: 1 1/4" sq. Pinhole Lens
\$169.00 Pro Grade Japanese Quality!

*** Audio Module Now Available. Call. ***

Check/MO, COD +\$5.00, S&H \$5.50



AEGIS RESEARCH

#671-1225 E. Sunset Dr.
Bellingham, WA
98226-3529 USA

1-604-224-0416


Visit our virtual catalog on the INTERNET at:
<http://www.lynx.bc.ca/virtualspy>

AT LAST! DC-20 MHz SYNTHESIZED PERFORMANCE FOR ONLY \$795!

- DC-20 MHz, .1 Hz resolution, DC offset
- Linear/Log Sweep
- Internal/External AM
- Internal/External FM
- Internal/External PM
- Internal/External SSB
- Internal/External BPSK
- Dualtone Generation
- Internal/External PSK
- Burst
- DTMF Generation
- DTMF Detection
- Power Level Measmt

\$795

Quantity 1
Made in U.S.A.



The SG-100 gives you .1 Hz synthesized precision and a wide diversity of modulation functions all of which can be performed using an internally generated or externally applied signal. You also get signal analysis functions that are just not offered on any other signal source such as DTMF Detection and Power Level Measurement. And because you can download new instrument functions to Flash memory, you can ensure that your SG-100 will never become obsolete.

The SG-100 is available NOW and is ready to turn your engineering bench into a real powerhouse!



C.O.D. P.O.

Telulex Inc.
2455 Old Middlefield Way S, Mountain View, Ca. 94043 (415) 938-0240
Fax: (415) 938-0241 <http://www.telulex.com> email: sales@telulex.com

DO-IT-YOURSELF AUDIO AMPLIFIER KITS

Mark V Electronics, Inc.
8019 E. Slauson Ave.,
Montebello, CA 90640

In business since 1985

Enclosures at Unbeatable prices!

Free Catalog 213/888-8988 Fax 213/888-6868

Order 1-800-521-MARK / 1-800-423-FIVE

Kit skill levels are specified as ▲ beginner ▲▲ intermediate or ▲▲▲ advanced!

Best Buy

Metal Cabinets with Aluminum Front Panel

LG-1273 3x12x7" \$ 26.50
LG-1684 4x16x8" 32.50
LG-1924 4x19x11 1/2" 38.25
LG-1925 5x19x11 1/2" 42.00
LG-1983 2 1/4x19x8" 35.25
LG-1923 3x19x11 1/2" 36.50
LG-1927 7x19x11 1/2" 50.50

LG- Black anodized rack cabinet

Modular Desktop Consoles

L x W x H
LE-453 4x4 3/4 x 3" \$ 7.50
LE-653 6x4 3/4 x 3" 9.75
LE-853 8x4 3/4 x 3" 11.75
LE- Black finished aluminum panel 1mm thick.

Alarm Box with Lock

LB-1085 8 1/4 x 10 1/4 x 5" \$ 18.75
LB-1395 9 1/4 x 3 1/4 x 5" 25.50
LB-1525 12 1/4 x 15 1/4 x 5" 35.25
*LB-1494 9 1/4 x 14 1/4 x 4 1/4" 21.50
LB-1383A 8 1/2 x 13 1/4 x 4" 23.25
*No lock & LB- Sheet Metal 0.8mm

Mejor Compra!

New

*LL-1923B 2 3/4 x 19 x 12" 69.50
*LL-1925A 5 x 19 x 12" 79.50

*LL- High quality full Aluminum Cabinet
*LL- Front panel .157" & other panels .078"
*LL- Gold plated cap screw for front panel

- Dimensions in inches ± .05
- Custom-made for other dimensions if over 100 pcs for single model!

Camera Housing

*LD-1244 2 3/4 x 10 3/4 x 4" \$ 55.00
*LD-1516 3 3/4 x 13 3/4 x 4" 29.50
*LD-1565 4 x 13 3/4 x 5 1/4" 31.75
*LD- Stainless Steel 0.7mm
*LD- Sheet Metal 1mm

Power Transformers & Toroidal Transformer

001 28/30V x 2 6A \$ 30.00
002 36V x 2 3A 25.00
003 40V x 2 6A 32.00
*C08 28/30V x 2 6A 40.00
**C09 48/53V x 2 8A 66.00
**012 33/40/42Vx2 6A 48.00

TA-800MK2 ▲▲ 120+120W Pre & Main Stereo Amp. (4 lbs.)



Kit: \$ 67.92
Asmb. \$ 86.95

Power Output: 120W into 4 ohms RMS. 72W into 8 ohms RMS. Frequency Response: 10-20KHZ. THD: <0.01%. Tone Control: Bass ±12dB, Mid & Treble ±8dB. Sensitivity: Phono Input, 3mV into 47K. Line, 0.3V into 47K. Signal to Noise Ratio: 86dB. Power Requirement: 40VDC @ 6A. Suggested Mark V model 001 or 008 transformer. Recommended Metal Cabinet LG-1924.

AF-3 ▲▲ 300W MOSFET High Power Mono Amp. (7 lbs.)



Kit: \$ 185.00 Asmb. \$ 195.00

Power Output: 300W into 4 ohms RMS. 200W into 8 ohms RMS. Frequency Response: 10HZ-20KHZ. THD: <0.03%. Signal to noise ratio: 91dB. Input Sensitivity & Impedance at 1KHZ, 1V 47K. Load Impedance 4-16 ohms. Power Requirement: ±55 to ±65VDC 8A. Suggested Mark V model 009 Transformer. Capacitor 10,000uf 80-100V model 016 or 019. Recommended Metal Cabinet LG-1925 for each channel.

TA-388 ▲▲ Class A FET Dynamic Buffer Stereo Pre-Amp (1 lb.)



Kit: \$ 64.00 Asmb. \$ 80.00

Frequency Response (at rated output): Overall 10HZ-100KHZ +0.5dB-1dB. THD: Overall <0.007% at or below rated output level. Channel Separation (at rated output 1KHZ): Overall better than 70dB. Hum & Noise: Overall better than 90dB. Input Sensitivity (1KHZ for rated output): 300-600mV. Maximum Output Level: Pre-Amp output 1.8V (0.1% THD). Power Requirement: 30V X 2 AC 500mA.

SM-100 ▲▲ 150 MHZ 8 Digit Frequency Counter (2 lbs.)



Sale

Kit: \$ 79.00 \$ 65.00
Asmb. \$ 99.00

Frequency Range: 10HZ-150MHZ. Gate Time: 0.01s, 0.1s, 1s, 10s. Input Sensitivity: KHZ range 10HZ-10MHZ 20mV(min.). MHZ range 1MHZ-120MHZ 20mV(min.), 120MHZ-150MHZ 35mV (min.), 150MHZ-200MHZ 40mV(typical). Time Base: 10MHZ crystal, ±10 ppm. Input Impedance: 1M ohm. Response Time: 0.2s. Resolution: 0.1 HZ: 10s gate time, 1HZ: 1s gate time, 10HZ: 0.1s gate time, 100 HZ: 0.01s gate time. Hold the last input signal. Reset counter to 0. DC 9V power adapter not included.

TY-35 ▲ FM Wireless Microphone

Clearance Sale



Kit: \$ 12.50 \$ 6.99

pick up by a capacitance microphone. May be used strictly for series purposes such as remote wireless monitoring.

This is a low power real FM transmitter. Transmit frequency within 88 to 108 megahertz. Transmit range about 200 ft. It has high sensitivity sound

TR-503 ▲ Regulated DC Power Supply



Kit: \$ 13.75 Asmb. \$ 27.05

It is short circuit proof and has overload protection. Output voltage is variable over a range of 0-50V. Current limit trip is adjustable up to max of 3A. Suggested Mark V 002 transformer. (1 lb.)

School Project Kits Source ...

SM-36 Dynamic Noise Reduction ▲ \$ 26.00
TA-006 6W Mni-Amplifier ▲ 9.50
TA-2E Digital Voice Memo ▲ 9.90
TA-120 36W Class A Power Amp. ▲ 32.50
TA-201 Microphone Mixer Mono Amp ▲ 20.79
TY-45 20 Bar/Dot Level Display ▲ 38.25
TY-2 Fluorescent Light Driver ▲ 14.75
TA-50 Melody Generator ▲ 13.85

SM-720 AC/DC Stereo Pre & Main Power Amp.



Kit: \$ 77.00
Asmb. \$ 102.00

120Vx2 Music power. THD: <0.2%. Input Sensitivity: Tape, CD/Aux 300mV 47k ohm, Phono 3mV 47k ohm, Guitar/Mic 3mV (600-47k ohm). Tone Control: Treble & Bass ±8dB. Frequency Response: 20HZ-20KHZ. Signal to Noise Ratio: 78dB. Power Requirement: AC 110/60HZ or DC 12-16V. Ready to plug in when assembled. Case & transformer included! ▲▲ (9 lbs.)

See our catalog for more kits!

Minimum order \$ 20. We accept Visa, MasterCard & Money Orders. Checks allow 2 weeks for clearance. We ship by UPS ground inside US (2 lbs min \$ 5.00) and ship by US mail outside US. Please call for orders shipping & handling or fax (foreign) orders. PO Orders are welcome from schools. We are not responsible for typographical errors.

CIRCLE 328 ON FREE INFORMATION CARD

SEE US NOW AT
<http://www.cir.com>

CIRCUIT SPECIALISTS INC.

Check Out What We Have To Offer:

Fantastic DMM Offer!!!

Don't let the price fool you. This meter is a digital multimeter designed for engineers and hobbyists. Equipped with 5 functions and 19 ranges. Each test position is quickly and easily selected with a simple turn of the FUNCTION/RANGE selector rotary switch. **Rubber Boot Included**

General

Display: 3-1/2 Digit LCD. 21mm Figure Height with Automatic Polarity
 Overrange Indication: 3 Least Significant Digits Blank

Temperature for Guaranteed Accuracy: 23°C±5°C RH<75%

Temperature Ranges:

Operating: 0°C to 40°C (32°F to 104°F)
 Storage: -10°C to 50°C (14°F to 122°F)

Power: 9V Alkaline or Carbon-Zinc Battery (NEDA 1604)

Low Battery Indication: BAT on Left of LCD Display

Dimensions: 188mm long x 87mm wide x 33mm thick
 Net Weight: 400g

DC Voltage (DCV)

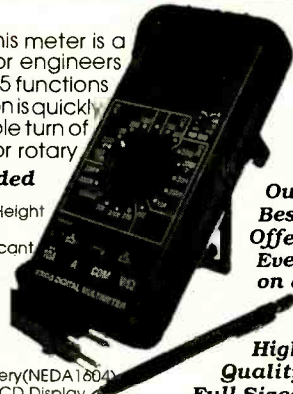
Range: Resolution: Accuracy:
 200mV 100µV
 2000mV 1mV ±(1%rdg+2dgt)
 20V 10mV
 200V 100mV
 1000V 1V
 Maximum Allowable Input: 1000V DC or Peak AC.

DC Current (DCA)

Range: Resolution: Accuracy:
 200µA 100nA
 2000µA 1µA ±(1.2%rdg+2dgt)
 20mA 10µA
 200mA 100µA
 10A 10mA ±(1.2%rdg+2dgt)
 Overload Protection: mA Input. 2A/250V fuse.

AC Voltage (ACV)

Range: Resolution: Accuracy:
 200V 100mV ±(1.2%rdg+10dgt)
 750V 1V
 Frequency Range: 45Hz-450Hz
 Maximum Allowable Input: 750V rms
 Response: Average Responding. Calibrated in rms of a Sine Wave.



Our Best Offer Ever on a

High Quality Full Sized DMM

\$19.00 any qty

Resistance (Ω)
 Range: Resolution: Accuracy:
 200Ω 100mΩ
 2000Ω 1Ω
 20KΩ 10Ω ±(1.2%rdg+2dgt)
 200KΩ 100Ω
 2000KΩ 1KΩ
 20MΩ 10KΩ ±(2%rdg+10dgt)
 Maximum Open Circuit Voltage: 2.8V

Diode Test

Measures forward voltage drop of a semiconductor junction in mV test current of 1.5mA Max.

hFE Test

Measures transistor hFE.

CAT NO	DESCRIPTION	PRICE
9300G	Rugged High Quality DMM with Rubber Boot	\$19.00

Switchable Scope Probe Sets

(Selectable X1/Ref/X10) These high quality scope probe sets are for oscilloscopes up to 60MHz (model HP 9060) or 150MHz (model HP9150). Both sets include a handy storage pouch and include an IC test-hook adapter for the probe. The BNC connector rotates to avoid cable tangle or kink. Cable length is 1.4 meters.

the probe. The BNC connector rotates to avoid cable tangle or kink. Cable length is 1.4 meters.

CAT NO	DESCRIPTION	1	10	100
HP-9060	Scope Probe Set DC~60MHz	\$16.49	\$14.49	\$11.58
HP-9150	Scope Probe Set DC~150MHz	24.95	21.95	18.62



Positive Photo Resist Pre-Sensitized Printed Circuit Boards

These pre-sensitized printed circuit boards are ideal for small production runs. They provide high resolution and excellent line width control. High sensitive positive resist coated on 1oz. copper foil allows you to go direct from your computer plot or art work layout. No need to reverse art.

Single-Sided, 1oz. Copper Foil on Paper Phenolic Substrate

CAT NO	DESCRIPTION	PRICE EACH		
		1	10	50
PP101	100mm x 150mm/3.91" x 5.91"	\$2.55	\$1.90	\$1.70
PP114	114mm x 185mm/4.6" x 6.6"	2.98	2.45	1.98
PP152	150mm x 250mm/5.91" x 9.84"	5.40	3.98	3.60
PP153	150mm x 300mm/5.91" x 11.81"	6.15	4.48	4.10

Single-Sided, 1oz. Copper Foil on Fiberglass Substrate

CAT NO	DESCRIPTION	PRICE EACH		
		1	10	50
GS101	100mm x 150mm/3.91" x 5.91"	\$ 3.90	\$2.98	\$2.60
GS114	114mm x 185mm/4.6" x 6.6"	4.80	3.49	3.20
GS152	150mm x 250mm/5.91" x 9.84"	8.69	5.98	5.78
GS153	150mm x 300mm/5.91" x 11.81"	10.20	7.20	6.80

Double-Sided, 1oz. Copper Foil on Fiberglass Substrate

CAT NO	DESCRIPTION	PRICE EACH		
		1	10	50
GD101	100mm x 150mm/3.91" x 5.91"	\$ 5.07	\$3.68	\$3.38
GD114	114mm x 185mm/4.6" x 6.6"	5.95	4.29	3.99
GD152	150mm x 250mm/5.91" x 9.84"	10.47	7.39	6.98
GD153	150mm x 300mm/5.91" x 11.81"	11.95	8.69	8.30

Etching Chemicals/Ferric Chloride

A dry concentrate that mixes with water to make 1 pint of etchant, enough to etch 400 sq. inches of 1oz board.

CAT NO	DESCRIPTION	PRICE EACH	
		1	5
ER-3	Makes 1 pint	\$3.50	\$2.75



Developer This product is used as the developer on our positive photo-resist printed circuit boards. Includes instructions. 50 gram package, mixes with water.

CAT NO	DESCRIPTION	PRICE EACH		
		1	10	25
POSDEV	Positive Developer	\$.95	\$.80	\$.50



Etching Tank This handy etching system will handle PC boards up to 8" x 9", two at a time. Ideal for etching your PCB's! System includes an air pump for etchant agitation, a thermostatically controlled heater for keeping etchant at optimum temperature and a tank that holds 1.35 gallons of etchant. A tight fitting lid is also supplied to prevent evaporation when system is not being used. Typical etching time is reduced to 4 minutes on 1oz. copper board!

REDUCES ETCHING TIME!

CAT NO	DESCRIPTION	PRICE
12-700	Etch Tank System	\$37.95

Desoldering Pumps

These powerful plastic body desoldering pumps are designed for easy one hand operation for fast, efficient desoldering. Double O-ring piston seals for maximum suction.

CAT NO	DESCRIPTION	PRICE EACH		
		1	5	10
08-366S	Large Desoldering Pump	\$15.89	\$13.49	\$11.95
08-366E	Regular Desoldering Pump	10.89	8.59	7.39
08-366TIP	Replacement Tip	1.95	1.95	1.95

SEE OUR ON-LINE CATALOG AT
<http://www.cir.com>

Electronic Soldering System Here's the ideal solution when **Temperature Control** is required. Easy to use slide control allows user to set system from 300°F to 840°F. Voltage to iron from control unit is 24V Iron heating power is 48W. Replaceable 5.3mm tip is standard. Replacement irons and tips are available.

Electronic Soldering System with LED Display


Deluxe temperature controlled system with LED display for maximum accuracy. Temperature is adjustable from 160°-480°C (320°-900°F). Iron heating power is 48 Watts. Runs on 24V from controller unit. Replacement irons and tips are available. Tip size is 5.3mm.

CAT NO	DESCRIPTION	PRICE EACH	
		1	5
SL10	Temp Controlled Soldering Iron	\$56.00	\$50.00
SL24V	Spare 24V Soldering Iron	10.50	7.50

CAT NO	DESCRIPTION	PRICE EACH	
		1	5
SL30	Deluxe Soldering System w/LED	\$86.00	\$75.00
SL24V	Spare 24V Soldering Iron for SL10 or SL30	10.50	7.50


Replacement Tips for SL10/SL30

We now offer a variety of replacement tips for the SL10/SL30 soldering stations.



CAT NO	DESCRIPTION	PRICE EACH		CAT NO	DESCRIPTION	PRICE EACH	
		1	5			1	5
821	1/32" Pencil Tip	\$1.39	\$1.19	825	1/8" Chisel Tip	\$1.49	\$1.29
822	1/32" Pencil Tip	1.39	1.19	826	3/64" Chisel Tip	1.49	1.29
823	1/64" Pencil Tip	1.39	1.19	827	3/64" Pencil Tip	1.59	1.39
824	1/16" Chisel Tip	1.49	1.29				

Ball Bearing 12V DC Fans



These High Quality Fans feature Ball Bearings and Brushless DC Motors. All of them are designed to meet UL, CSA & VDE Standards. Design these fans into power supplies, computers or other equipment requiring additional air flows for heat removal. These fans are regular Circuit Specialists stock items — they are not surplus.

INDUSTRY BEST PRICING!

CAT NO	DESCRIPTION	PRICE EACH			
		1	10	25	100
CSD 4010-12		\$ 9.88	\$ 6.38	\$5.48	\$4.87
CSD 6025-12		9.38	5.91	5.41	4.71
CSD 8025-12		8.88	5.85	5.19	4.49
CSD 9225-12		8.95	6.14	5.29	4.59
CSD 1225-12		11.45	8.96	7.82	6.85

Specifications

CAT NO	DIMENSIONS (MM)	RATED VOLTAGE (V)	START VOLTAGE (V)	INPUT CURRENT (A)	AIR FLOW (CFM)	STATIC PRESSURE (INCH-H ₂ O)	SPEED (RPM)	NOISE LEVEL (dB)	WEIGHT (g)
CSD 4010-12	40x40x10mm	12	7	0.06	5.1	0.19	5,500	26	20
CSD 6025-12	60x60x25mm	12	5	0.13	13.7	0.165	4,500	28	65
CSD 8025-12	80x80x25mm	12	5	0.16	37.8	0.177	3,000	31	80
CSD 9225-12	92x92x25mm	12	5	0.32	42	0.18	2,800	37	95
CSD 1225-12	120x120x25mm	12	5	0.35	62	0.180	2,500	42	135

- SOLDER • SOLDER • SOLDER • SOLDER
- SOLDER • SOLDER • SOLDER • SOLDER

We stock high quality 60/40(Sn%/Pb%), .031" and 63/37, .031" diameter. This is prime JIS certified solder that we maintain as a regular stock item (it is not "Left-overs, Rejects or Surplus") and you can buy it from us at a fraction of the price that you are used to.

Tired of Paying Inflated Prices for Solder?

CAT NO	DESCRIPTION	PRICE EACH		
		1	10	25
RH60-1	1-lb. Spool, .031", 60/40	\$ 6.90	\$ 5.96	\$ 5.30
RH63-1	1-lb. Spool, .031", 63/37	6.95	6.10	5.41
RH60-4	4.4-lb. Spool, .031", 60/40	24.00	21.90	17.92
RH60-TUBE	6-oz. Tube, .031", 60/40	.99	.89	.79

CCD Camera - IR Responsive

As Low As \$109!!

This black and white monochrome CCD Camera is totally contained on a PCB (70mm x 46mm). The lens is the tallest component on the board (27mm high from the back of the PCB) and it works with light as low as 0.1 lux. It is IR Responsive for use in total darkness. It comes with six IR LED's on board. It connects to any standard monitor, AUX or video input on a VCR or through a video modulator to a TV. Works with a REGULATED 12V power supply (11V-13V). Hooks up by connecting three wires: red to 12V, black to ground (power & video) and brown to video signal output.

CAT NO	DESCRIPTION	1	5
CA-H34A	PCB Mounted IRCCD Camera	\$125.00	\$109.00

SEE OUR ON-LINE CATALOG AT <http://www.cir.com>

CIRCUIT SPECIALISTS, INC. SINCE 1971

**800-811-5203
602-464-2485
602-464-5824(FAX)**

WE ACCEPT:



RECEIVE OUR LATEST 132 PAGE CATALOG!

It's chock full of all types of electronic equipment and supplies. We've got I.C.'s, capacitors, resistors, pots, inductors, test equipment, breadboarding supplies, PC supplies, industrial computers, data acquisition products, personal computers and computer parts, plus much, much more. FAX us your name and address or call **800-811-5203, ext. 5**, to leave a message on our catalog request line.



EARN MORE MONEY!

Be an FCC LICENSED ELECTRONIC TECHNICIAN!



Earn up to \$60 an hour and more!

Learn at home in spare time. No previous experience needed!

No costly school. No commuting to class. The Original Home-Study course prepares you for the "FCC Commercial Radiotelephone License." This valuable license is your professional "ticket" to thousands of exciting jobs in Communications, Radio-TV, Microwave, Maritime, Radar, Avionics and more...even start your own business! You don't need a college degree to qualify, but you do need an FCC License.

No Need to Quit Your Job or Go To School
This proven course is easy, fast and low cost! **GUARANTEED PASS**—You get your FCC License or money refunded. **Send for FREE facts now. MAIL COUPON TODAY!**

Or, Call 1-800-932-4268 Ext. 210

COMMAND PRODUCTIONS

FCC LICENSE TRAINING, Dept. 210
P.O. Box 2824, San Francisco, CA 94126
Please rush FREE details immediately!

NAME _____
ADDRESS _____
CITY _____ STATE _____ ZIP _____

MICRO TV CAMERA WITH TRANSMITTER

As small as a package of cigarettes! Complete TV camera with transmitter. Available on UHF channels 14 or 24. Operates on 9V battery or may be used with a wall adapter for permanent installation. Range up to 1 mile. Perfect for any surveillance application!

CAMERA WITH TRANSMITTER
UPX402.....\$459.00
PLUS S&H

Please call for custom configurations.



XTAL CONTROLLED MICRO VIDEO TRANSMITTER

Circuit board area smaller than a credit card! A perfect companion to your Camcorder, but will also work with any video source. Xtal controlled. Available on UHF channel 14 or 24. Audio and other frequencies available as a custom option. Uses 9V battery or wall adapter. Range up to 1 mile with suitable antenna.

SEMI-KIT UPX51.....\$199.00

PLUS S&H with audio.....\$249.00

5% DISCOUNT FOR MONEY ORDERS



B.H.S. ELECTRONICS ELECTRONIC KITS

41 EAGLERIDGE DR.
BRAMPTON, ONT
CANADA
L6R 1G1

TEL: 1-800-771-8656

FAX: (705) 466-3268

WHITE-STAR ELECTRONICS

TEL: 405-631-5153 FAX: 405-631-4788

CONVERTERS:	20	50	100+
Regal CR-83.....	45	39	35
* New, Panasonic TZPC 145.....	75	69	65
DQN-5 (2 or 3) (unmodified).....	45	39	35
DRZ-3 PJ (unmodified) 70 Channel Plain.....	35	32	29
DRX-3 PJ (unmodified) 60 Channel Plain.....	32	30	27

Call for FREE catalog.
405-631-5153




REMOTE CONTROL

HAND UNITS:	20	50	100+
Jerrold Replaces: 400/450/550.....	4.95	4.50	4.25
Scientific Atlanta: 075/175/475.....	4.95	4.50	4.25
8600: On screen display.....	7.50	7.00	6.50
Pioneer: BR 81, 82.....	4.95	4.50	4.25
Panasonic: Call for model #.....	7.50	7.00	6.50
Zenith: All.....	4.95	4.50	4.25
Tocom: 5503-VIP, 5503-A.....	7.00	6.50	6.25
Universal: 4 in 1 R/M.....	7.50	7.00	6.50

Call for Oak, Hamlin, Regal-83, Regency, Texscan, and all others.

Tamper-Bit tools: (10-lot)

Jerrold compatible bits:	
1/4" Stacom Bit.....	\$8.00
Oval Round D.....	\$20.00
Torx Bit:	
Tocom T-8.....	\$8.00
Zenith T-10, T-15.....	\$8.00
Pioneer T-20.....	\$8.00
Scientific Atlanta T-20.....	\$8.00
Pio 63XX Oval.....	\$20.00
Bit Driver Handle.....	\$4.00



We carry most remote hand units. If you don't find the one you're looking for, we can locate for you.

Specializing in large quantities.

HOURS: Monday thru Friday 9 am to 5 pm Central Time.

Call for FREE catalog.

CIRCLE 320 ON FREE INFORMATION CARD

Quality Reconditioned Test Equipment from Danbar



Fluke 5200A

Programmable ac calibrator, outputs from 100 μ V rms to 120 V rms at 50 mA. Frequency range 10 Hz to 1 MHz, amplitude range is 1 mV to 1000 V.

Special \$1500.00

Fluke 5215A

Power Amplifier, output voltages to 1100 Vrms, max output of 200 W, frequency from 10 Hz to 100 kHz.

Special \$1500.00

Fluke 5220A

Transconductance Amplifier, lets you calibrate meters and shunts, 20 amps output dc or rms ac, 0.25% basic dc accuracy.

\$2800.00

Fluke 720A

Kelvin-Varley Voltage Divider, 0.1 ppm resolution, 0.1 ppm of input absolute linearity.

Special \$1000.00

Fluke 5100B Callibrator

Callibrator for analog and digital multimeters up to 4.5 digits, five functions: direct or alternating voltage or current plus resistance. Opt 03, 05.

\$4350.00

Fluke 5101B Callibrator

Similar to 5100B but has procedure storage feature. Opt Y5000 Interface buffer for 5205A, 5215A and 5220A.

\$5000.00

Fluke 335D

Dc Standard Null Detector, 1 μ V to 1000 Vdc with .001% accuracy.

\$750.00

ESI RV622A Dekavider

Decade voltage divider, 6 dial, 10,000 Ω .

\$199.00

**WANTED
USED TEST
EQUIPMENT!
CALL OR FAX US A LIST**

Anritsu ML 422B

Selective Level Meter, 50 Hz to 30 MHz frequency range, provides highly accurate measurement of signal levels with accuracy and stability needed to manufacture, maintain and install FDM systems. Opt 31, new boxed.

\$1250.00

ENI 403LA Power Amplifier

37 dB, .15 to 300 MHz, input 1 V max.

\$650.00

ENI 500L RF Power Amplifier

General purpose amplifier that will boost the output of any signal source by 27 dB and provide more than 300 mW of power from 2 to 500 MHz.

\$500.00

ENI 500LA RF Power Amplifier

1.5 to 520 MHz, 27 dB, input 1 V max.

\$500.00

ENI 503L RF Power Amplifier

2 to 510 MHz, outputs 3 linear watts, input and output 50 Ω with a max input SWR of 1.5 and a max output of SWR 2.5, gain is 40 dB.

\$950.00

Fluke 931B

True RMS Voltmeter, measures .01 to 1100 V in 5 ranges over 2 Hz to 1 MHz frequency range.

\$450.00

Fluke 8012A

Digital Multimeter, 3.5 digits, seven functions, 0.1% basic dc accuracy, true RMS ac, from 45 Hz to 50 kHz, 2 Ω and 20 Ω range.

\$325.00

Cal Instruments 1201WF

Frequency Changer, output voltage is adjustable from 0 to 260 volts at frequencies of 47 to 500 Hz. Digital display, internal jumpers allow operation at either 115 or 230 VAC. New.

\$1950.00

Hewlett-Packard 5335A

Universal Counter, high performance 200 MHz counter, automatic rise time, duty cycle, pulse width, skew rate, and phase measurements.

\$950.00

Tektronix 1741

Waveform/Vector Monitor, PAL applications, call for complete specs. Option 16.

\$1650.00

Tektronix 1751

Waveform/Vector Monitor, SCH monitoring and measurement, PAL applications, call for complete specs.

\$1950.00

Tektronix 2246

100 MHz Oscilloscope, four independent channels, 2ns/div time base, flexible triggering, displays voltage on screen, includes 2 probes.

\$1600.00

Wavetek 172B

Programmable Signal Source, .0001 Hz to 13 MHz, 500 settings per second, functions as a synthesizer, waveform generator, oscillator and pulse generator. Options 001, 002.

\$3500.00

Hewlett-Packard 53132A

Universal Counter, 12 digit, 225 MHz, 20 to 40 mV sensitivity, 150 ps time-interval res., HP-B.

\$1800.00

Hewlett-Packard 214B

Pulse Generator, high power 100 V, 2 A output into 50 Ω , 10 MHz repetition rate, constant duty cycle.

New Boxed \$1995.00

Hewlett-Packard 8553B


Spectrum Analyzer RF Section, 1 kHz to 110 MHz, resolution bw range from 300 kHz to 10 Hz.

Special \$575.00

Hewlett-Packard 5328B

Universal Counter, 100 MHz, 10 ns time interval, resolution, 10 ps with averaging, HP-B. Has option 21, high performance DVM.

\$950.00



**DANBAR
SALES COMPANY**
CIRCLE 235 ON FREE INFORMATION CARD

14455 NORTH 79TH STREET, UNIT C, SCOTTSDALE, ARIZONA 85260
(602) 483-6202 FAX (602) 483-6403

❖ ATTENTION CABLE VIEWERS ❖

CABLE VIEWERS... get back to your **BASIC** Cable Needs

Call 800-577-8775

For information regarding all of your **BASIC** cable needs.



**BASIC
ELECTRICAL
SUPPLY &
WAREHOUSING
CORPORATION**

5 GOOD REASONS TO BUY OUR FAR SUPERIOR PRODUCT

- ❖ PRICE
- ❖ EFFICIENT SALES AND SERVICE
- ❖ WE SPECIALIZE IN 5, 10 LOT PRICING
- ❖ ALL FUNCTIONS (COMPATIBLE WITH ALL MAJOR BRANDS)
- ❖ **ANY SIZE** ORDER FILLED WITH SAME DAY SHIPPING

We handle **NEW** equipment **ONLY** - Don't trust last year's **OBSOLETE** and **UNSOLD** stock!
COMPETITIVE PRICING—DEALERS WELCOME

HOURS: Monday-Saturday 9-5 C.S.T.

It is not the intent of B.E.S.W. to defraud any pay television operator as we will not assist any company or individual in doing the same.
*Refer to sales personnel for specifications.

P.O. Box 8180 ■ Bartlett, IL 60103 ■ 800-577-8775

CIRCLE 334 ON FREE INFORMATION CARD

Radiotelephone - Radiotelegraph

FCC Commercial License

Why Take Chances?

Discover how easy it is to pass the exams. Study with the most current materials available. Our **Homestudy Guides**, Audio, Video or PC "Q&A" disks make it so fast, easy and inexpensive. No college or experience needed. The new commercial FCC exams have been revised, covering updated Aviation, Marine, Radar, Microwave, New Rules & Regs, Digital Circuitry & more. We feature the Popular "Complete Electronic Career Guide". 1000's of satisfied customers **Guarantee** to pass or money back. Newest Q&A pools.

Send for **FREE DETAILS** or call

1-800-800-7588

WPT Publications
4701 N.E. 47th St.
Vancouver, WA 98661

Name _____

Address _____

City _____ St. _____ Zip _____

1-800-800-7588

The **Hacker's Companion** CD-ROM

Want a war-dialer program or something to crack a password? Do you want to learn how the phone company gets ripped off, or learn how to build a red box, or modify a cellular phone? Want to see what the security holes in a VAX are? Or how to compromise a Unix machine or a BBS? Want to learn how to use the system in ways you never imagined possible? This CD is the place to look! It contains all kinds of computer, telephone and general hacking information. Even a video of dutch hackers breaking into a classified US military computer! In all, 552 megabytes of fascinating information that's hard to get anywhere else!

Inc.
85901

PC-Compatible CD-ROM \$49.95

Shipping \$3

Call (800)719-4957 now!

to order (Visa/MC/COD) or call or write for **FREE CATALOG** of hard-to-get information about *computer viruses, computer hacking, security and cryptography!*

American Eagle Publications, Inc.
P. O. Box 1507
Show Low, AZ 85901

CIRCLE 282 ON FREE INFORMATION CARD

Synthesized FM Stereo Transmitter



Microprocessor controlled for easy freq programming using DIP switches, no drift, your signal is rock solid all the time - just like the commercial stations. Audio quality is excellent, connect to the line output of any CD player, tape deck or mike mixer and you're on-the-air. Foreign buyers will appreciate the high power output capability of the FM-25, many Caribbean folks use a single FM-25 to cover the whole island! New, improved, clean and hum-free runs on either 12 VDC or 120 VAC. Kit comes complete with case set, whip antenna, 120 VAC power adapter - easy one evening assembly.

FM-25, Synthesized FM Stereo Transmitter Kit \$129.95



Tunable FM Stereo Transmitter

A lower cost alternative to our high performance transmitters. Offers great value, tunable over the 88-108 MHz FM broadcast band, plenty of power and our manual goes into great detail outlining aspects of antennas, transmitting range and the FCC rules and regulations. Connects to any cassette deck, CD player or mixer and you're on-the-air, you'll be amazed at the exceptional audio quality! Runs on internal 9V battery or external power from 5 to 15 VDC, or optional 120 VAC adapter. Add our matching case and whip antenna set for a nice finished look.

FM-10A, Tunable FM Stereo Transmitter Kit \$34.95
CFM, Matching Case and Antenna Set \$14.95

RF Power Booster Amplifier



Add some serious muscle to your signal, boost power up to 1 watt over a frequency range of 100 KHz to over 1000 MHz! Use as a lab amp for signal generators, plus many foreign users employ the LPA-1 to boost the power of their FM Stereo transmitters, providing radio service through an entire town. Power required: 12 to 15 volts DC at 250mA, gain of 38dB at 10 MHz, 10 dB at 1000 MHz. For a neat, professionally finished look, add the optional matching case set.

LPA-1, Power Booster Amplifier Kit \$39.95
CLPA, Matching Case Set for LPA-1 Kit \$14.95
LPA-1WT, Fully Wired LPA-1 with Case \$39.95

Micro FM Wireless Mike

World's smallest FM transmitter. Size of a sugar cube! Uses SMT (Surface Mount Technology) devices and mini electret condenser microphone, even the battery is included. We give you two complete sets of SMT parts to allow for any errors or mishaps-build it carefully and you've got extra SMT parts to build another! Audio quality and pick-up is unbelievable, transmission range up to 300 feet, tunable to anywhere in standard FM band 88 to 108 MHz, 7/8" w x 3/8" h x 3/4" t.

FM-5 Micro FM Wireless Mike Kit \$19.95

Crystal Controlled Wireless Mike



Super stable, drift free, not affected by temperature, metal or your body! Frequency is set by a crystal in the 2 meter Ham band of 146.535 MHz, easily picked up on any scanner radio or 2 meter rig. Changing the crystal to put frequency anywhere in the 140 to 160 MHz range-crystals cost only five or six dollars. Sensitive electret condenser mike picks up whispers anywhere in a room and transmit up to 1/4 mile. Powered by 3 volt Lithium or pair of watch batteries which are included. Uses the latest in SMT surface mount parts and we even include a few extras in case you sneeze and loose a part!

FM-6, Crystal Controlled FM Wireless Mike Kit \$39.95
FM-6WT Fully Wired FM-6 \$69.95

Call for our Free Catalog !

RAMSEY

Super Pro FM Stereo Radio Transmitter



A truly professional frequency synthesized FM Stereo transmitter station in one easy to use, handsome cabinet. Most radio stations require a whole equipment rack to hold all the features

we've packed into the FM-100. Set frequency easily with the Up/Down freq buttons and the big LED digital display. Plus there's input low pass filtering that gives great sound no matter what the source (no more squeals or swishing sounds from cheap CD player inputs!) Peak limiters for maximum "punch" in your audio - without over modulation, LED bargraph meters for easy setting of audio levels and a built-in mixer with mike and line level inputs. Churches, drive-ins, schools and colleges find the FM-100 to be the answer to their transmitting needs, you will too. No one offers all these features at this price! Kit includes sharp looking metal cabinet, whip antenna and 120 volt AC adapter. Also runs on 12 volts DC.

We also offer a high power export version of the FM-100 that's fully assembled with one watt of RF power, for miles of program coverage. The export version can only be shipped outside the USA, or within the US if accompanied by a signed statement that the unit will be exported.

FM-100, Professional FM Stereo Transmitter Kit \$299.95
FM-100WT, Fully Wired High Power FM-100 \$429.95

Speech Descrambler Scrambler



Decode all that gibberish! This is the popular descrambler / scrambler that you've read about in all the Scanner and Electronic magazines. The technology used is known as speech inversion which is compatible with most cordless phones and many police department systems, hook it up to scanner speaker terminals and you're in business. Easily configured for any use: mike, line level and speaker output/inputs are provided. Also communicate in total privacy over telephone or radio, full duplex operation - scramble and unscramble at the same time. Easy to build, all complex circuitry contained in new custom ASIC chip for clear, clean audio. Runs on 9 to 15VDC, RCA phono type jacks. Our matching case set adds a super nice professional look to your kit.

SS-70A, Speech Descrambler/Scrambler Kit \$39.95
CSS, Custom Matching Case and Knob Set \$14.95
SS-70AWT, Fully Wired SS-70A with Case \$79.95
AC12-5, 12 Volt DC Wall Plug Adapter \$9.95

Tone-Grabber Touch Tone Decoder / Reader



Dialled phone numbers, repeater codes, control codes, anywhere touch-tones are used, your TG-1 will decode and store any number it hears. A simple hook-up to any radio speaker or phone line is all that is required, and since the TG-1 uses a central office quality decoder and microprocessor, it will decode digits at virtually any speed! A 256 digit non-volatile memory stores numbers for 100 years - even with the power turned off, and an 8 digit LED display allows you to scroll through anywhere in memory. To make it easy to pick out numbers and codes, a dash is inserted between any group or set of numbers that were decoded more than 2 seconds apart. The TG-1 runs from any 7 to 15 volt DC power source and is both voltage regulated and crystal controlled for the ultimate in stability. For stand-alone use add our matching case set for a clean, professionally finished project. We have a TG-1 connected up here at the Ramsey factory on the FM radio. It's fun to see the phone numbers that are dialed on the morning radio show! Although the TG-1 requires less than an evening to assemble (and is fun to build, too!), we offer the TG-1 fully wired and tested in matching case for a special price.

TG-1, Tone Grabber Kit \$99.95
CTG, Matching Case Set for TG-1 Kit \$14.95
TG-1WT, Fully Wired Tone Grabber with Case \$149.95
AC12-5, 12 Volt DC Wall Plug Adapter \$9.95



Mini-Peeper Micro Video Camera

Super small, high quality fully assembled B & W CCD TV camera the size of an ice cube! Provides excellent pictures in low light (2 lux), or use our IR-1 Infra-Red light source to invisibly illuminate an entire room on a pitch black night! Imagine the possibilities... build it into a smoke detector, wall clock, lamp, book, radio. Exact same camera that's in big buck detective catalogues and stores. Kit includes: fully assembled CCD camera module, connectors, interface PC board kit with proper voltage regulation and filtering, hook-up details, even a mini microphone for sensitive sound! Two models available: Wide Angle Lens 3.6mm/2, adjustable focus lens, 92 degree view, Pinhole Lens 5.5mm/4.5, 60 degree view. The Pinhole Lens is physically much flatter and provides even greater depth of focus. The camera itself is 1.2" square. The Wide Angle Lens is about 1" long, Pinhole Lens about 1/2", interface PC board is 1" x 2" and uses RCA jacks for easy hook-up to VCRs, TVs or cable runs. Power required is 9 to 14 VDC @ 150 mA. Resolution: 380 x 350 lines. Instruction manual contains ideas on mounting and disguising the Mini-Peeper along with info on adding one of our TV Transmitter kits (such as the MTV-7 unit below) for wireless transmission!

MP-1, Wide Angle Lens CCD TV Camera Outfit \$169.95
MP-1PH, Pin-Hole Lens CCD TV Camera Outfit \$189.95

MicroStation Synthesized UHF TV Transmitter



Now you can be in the same league as James Bond. This transmitter is so small that it can fit into a pack of cigarettes - even including a CCD TV camera and battery! Model airplane enthusiasts put the MTV-7A into airplanes for a dynamite view from the cockpit, and the MTV-7A is the transmitter of choice for balloon launches. Transmitter features synthesized, crystal controlled operation for drift-free transmission of both audio and video on your choice of frequencies: Standard UHF TV Channel 52 (which should only be used outside of the USA to avoid violating FCC rules), and 439.25 MHz or 911.25 MHz which are in the amateur ham bands. The 439.25 MHz unit has the nifty advantage of being able to be received on a regular 'cable-ready' TV set tuned to Cable channel 68, or use our ATV-74 converter and receive it on regular TV channel 3. The 911.25 MHz unit is suited for applications where reception on a regular TV is not desired, an ATV-79 must be used for operation. The MTV-7A's output power is almost 100 mW, so transmitting range is pretty much "line-of-sight" which can mean many miles! The MTV-7A accepts standard black and white or color video and has its own, on-board, sensitive electret microphone. The MTV-7A is available in kit form or fully wired and tested. Since the latest in SMT (Surface Mount Technology) is used to provide for the smallest possible size, the kit version is recommended for experienced builders only. Runs on 12 VDC @ 150 mA and includes a regulated power source for a CCD camera.

MTV-7A, UHF TV Channel 52 Transmitter Kit \$159.95
MTV-7AWT, Fully Wired Channel 52 Transmitter Kit \$249.95
MTV-7A4, 439.25 MHz TV Transmitter Kit \$159.95
MTV-7A4WT, Fully Wired 439.25 MHz Transmitter \$249.95
MTV-7A9, 911.25 MHz TV Transmitter Kit \$179.95
MTV-7A9WT, Fully Wired 911.25 MHz Transmitter \$269.95
ATV-74, 439.25 MHz Converter Kit \$159.95
ATV-74WT, Fully Wired 439.25 MHz Converter \$249.95
ATV-79, 911.25 MHz Converter Kit \$179.95
ATV-79WT, Fully Wired 911.25 MHz Converter \$269.95

RAMSEY ELECTRONICS, INC.
793 Canning Parkway
Victor, NY 14564

Order Toll-free: 1-800-446-2295
Sorry, no tech info or order status at this number

Technical Info, Order Status
Call Factory direct: (716) 924-4560

VISA **MasterCard** **DISCOVER**

ORDERING INFO: Satisfaction Guaranteed. Examine for 10 days, if not pleased, return in original form for refund. Add \$4.95 for shipping, handling and insurance. Orders under \$20, add \$3.00. NY residents add 7% sales tax. Sorry, no CODs. Foreign orders, add 20% for surface mail or use credit card and specify shipping method.

CIRCLE 266 ON FREE INFORMATION CARD

ALFA ELECTRONICS

HIGH QUALITY TEST EQUIPMENT
BEST PRICE



DMM 89 \$179.00

Most Advanced DMM

-80.7 to 81.4 dBm with 4Ω-1200Ω
20 reference impedances
True RMS
Frequency counter: 100 Hz -10MHz
Capacitance: 5nF-50mF
Measure AC volt to 20kHz
5000 counts, 0.1% basic accuracy
Auto/manual range, fast bar graph
Min/Max/Ave/DH/Relative/Zoom
Auto power off
Input warning
Splash proof
Volt, amp, ohm, logic, diode, continuity
Ruggedized case
Rubber holster included



DMM A91

\$49.95

NOW \$39.00

Plus Free Case

Solar Cell Powered
Large Display

Diode, Continuity
Volt, Amp, Ohm
Data Hold
Auto power off
7 functions, 19 ranges
3.5 Digit, 0.6% accuracy
Auto/Manual ranging
Energy saver
Student & hobbyist's favor



DMM 20

\$74.95

Inductance: 2mH-20H
Capacitance 2nF-200μF
Resistance 200-200MΩ
Frequency: 2kHz-20MHz
3.5 Digit, 0.5% accuracy
DC/AC Current and Volts
Transistor hFE, diode test
Continuity, Duty %
Peak hold/Max
Ruggedized case
Rubber holster \$8.00

Full line of DMMs,
economy, compact,
ruggedized, solar cell,
automotive, heavy duty,
industrial, electrical
starts from \$19.95

Fluke Multimeter

Fluke 12 \$84.95
Holster C-10 10
Fluke 70 II \$75.95
Fluke 73 II \$97.50
Fluke 75 II \$129
Holster C70 \$16
Fluke 77 II \$155
Fluke 79 II \$175
Fluke 79 II \$175
Fluke 76 \$175
Fluke 87 \$287
Fluke 867 \$1199
Scope Meter
Fluke 97 \$1785
Fluke 105 \$2799



LCR Meter 131D \$229.95

Most Advanced LCR


Dual display: LQ or C/D
Inductance: 10mH-10,000H
Capacitance: 10nF-10mF
Resistance: 10Ω-10MΩ
Auto/manual range
Dissipation factor & Q factor
Serial & parallel mode
Relative mode for comparison
and to remove parasitics
Statistics, tolerance,
Best for design, incoming
testing & production
SMD and chip component
test probe \$25.00



LCR Meter 814 \$189.95

Best Resolution LCR

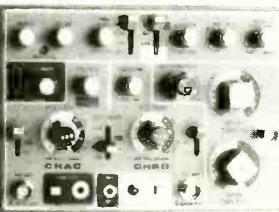

Inductance: 200μH-200H
Capacitance: 200pF-20,000μF
Resistance: 2Ω-20MΩ
Resolution of 0.1μF, 0.1pF, and
1mΩ are useful for high frequency
and SMD
Dissipation factor indicates leakage
in capacitor and Q factor in inductor
Zero adjustment to reduce parasitics
Best for high frequency RF
SMD and chip component test probe
\$25.00
Padded deluxe case \$6.00



Frequency Counter FC-1200 \$129.95

Frequency: 10Hz-1.25GHz
Display: 8 digit LCD
Period: 0.1μs-0.1s
Records Max/Min/Average
Data hold, relative mode
Telescoping antenna \$8.00
Deluxe case \$5.00

Also Available:
AC/DC clamp meter, Light meter,
Thermometer, pH meter, High voltage
Probe, Digital Caliper, Anemometer,
Electronic scale, Force Gauge,
Tachometer, Stroboscope, Humidity
& EMF adapter, Sound level meter,
Frequency counter, SWR/field
strength/power meter, Dip meter



20 MHz Oscilloscope with Delay Sweep PS-205 \$429.95


Dual Trace, Component test, 8" CRT, X-Y Operation, TV Sync, Z-Modulation, CH2 Output, Graticule Illum, 2 probes each has x1, x10 switch. Best price with delay sweep.
PS-200 20 MHz DUAL TRACE \$339.95
PS-400 40 MHz DUAL TRACE \$494.95
PS-405 40 MHz DELAY SWEEP \$569.95
PS-605 80 MHz DELAY SWEEP \$789.95
PS-1000 100 MHz DUAL TRACE \$999.95
Scope Probe: 60MHz x1, x10 \$15, 100MHz x1, x10 \$22, 250MHz x1, x10 \$29, 250MHz x100 \$39

Digital Storage Scope

DS-303 30MHz, 20M Sample/sec \$849.95


DS-303P w/ RS-232 Interface \$1,049.95

Switchable between digital and analog modes
2 K word per channel storage
8 bit vertical resolution (25 Level/div)
Expanded Timebase 10ms/div - 0.5 s/div
Refresh, Roll, Save all, Save CH2, Pre-Trig
Plotter control




DC Power Supply PS-303 \$159.00

0-30 VDC, 0-3A output
Constant voltage & constant current mode
0.02% + 2mV line regulation
0.02% + 3mV load regulation
1 mVrms noise and ripple
Short circuit and overload protected
PS-8200 with digital voltmeter \$179.00
Also available: 30V/5A, 60V/3A, 60V/5A
15V/10A, 30V/10A



DC Power Supply Triple Output PS-8202 \$499.95

Two 0-30 VDC, 0-3A outputs
One fixed 5VDC, 3A output
Capable of independent or tracking operation
Constant voltage and constant current mode
Four digital meters for volt and current display
Excellent regulation and low ripple
Short circuit and overload protected
Also available: 30V/5A, triple output \$549.95
Dual tracking 30V/3A, 30V/5A, 60V/3A, 60V/5A



RF Signal Generator SG-4160B \$124.95

100 kHz-150MHz sinewave in 6 ranges
RF Output 100mVrms to 35 MHz
Internal 1kHz, External 50Hz-20kHz
AM modulation
Audio output 1 kHz, 1 Vrms
Output Impedance: 50 Ohm
Size: 5.9"H x 9.8"W x 8.1"D

Audio Generator AG-2601A \$124.95

10Hz - 1MHz in 5 ranges
Output: 0-8Vrms sinewave
0-10Vp-p squarewave
Synchronization: ±3% of oscillation frequency per Vrms
Output distortion:
0.05% 500Hz - 50kHz
0.5 % 50Hz - 500kHz
Output impedance: 600 ohm

Function Generator FG-2100A \$169.95


0.2 Hz - 2 MHz in 7 ranges
Sine/square/triangle/pulse/ramp
Output: 5mV-20Vp-p
1% distortion, DC offset ± 10V
VCF: 0-10V control freq. to 1000:1

Function Gen./Counter FG-2102AD \$229.95

Generates signal same as FG-2100A
Frequency counter 4 digits
Feature TTL and CMOS output

Sweep Function Gen./Counter \$329.95

0.5Hz to 5 MHz in 7 ranges
Sweep: Linear 10:1/Log 10:1 20ms-2s
AM Modulation
Gated Burst, Voltage Control Gen.
Generator Control Voltage & 6 digit counter 1Hz-10MHz for internal & external sources



RF Signal Generator Counter SG-4162AD \$229.95

Generates RF signal same as SG-4160B
6 digit frequency counter 1Hz - 150 MHz for internal and external source Sensitivity <50mV

Audio Generator/Counter AG-2603AD \$229.95

Generates audio signal same as AG-2601A
6 digit frequency counter 10Hz-150MHz for internal and external sources Sensitivity <50mV

ALFA ELECTRONICS

P.O. BOX 8089, Princeton, NJ 08543-8089

(800) 526-2532/(609) 897-1135

FAX: (609) 897-0206

Visa, Master Card, American Express, COD, Purchase Order Welcome

1 YEAR PARTS AND LABOR WARRANTY

CALL / WRITE / FAX FOR FREE CATALOG

CIRCLE 213 ON FREE INFORMATION CARD

100 MHz Cursor Readout Scope 4 ch, 8 traces OS-6101

Scope
\$1,499.95



- * 4 independent channels, 8 traces
- * Time/Voltage cursor measurement
- * ALT triggering function for 4 ch.
- * Sweeps to 2ns/div, Delayed Sweep
- * TV Sync., Ch. 1 output, Z-axis input
- * 2 probes(x1, x10)

100 MHz Scope, 4ch, 8 traces Best value all purpose scope OS-6100B

\$1,329.95



- * 4 channels, 8 traces
- * High sensitivity 500µV/div
- * Sweeps to 2ns/div, Delayed sweep
- * 20 kV accelerating voltage
- * TV sync., Z-axis input
- * A and B gate output
- * Best price 100 MHz scope
- * 2 probes(x1, x10)

50 MHz Triggering Oscilloscope OS-653

\$699.95



- * Dual Channel
- * Hold Off Function
- * Delayed Sweep
- * Built-in Delay Line
- * TV Sync
- * ALT Triggering
- * High sensitivity 1 mV/div
- * Trigger level lock function
- * Z-axis input, CH1 output
- * 2 probes(x1, x10)

20 MHz Oscilloscope OS-622B

\$344.95



- * Dual trace, X-Y operation
 - * TV Sync., Z-axis input, CH 1 output
 - * High sensitivity 1 mV/div
 - * Trigger level lock
 - * 2 probes (x1, x10)
- OS-623B - 20 MHz w/Delayed Sweep..... \$ 449.95
OS-935 - 5 MHz One channel..... \$ 209.95

DC Linear Power Supplies Single Output



- * Constant voltage and constant current mode
- * Voltage regulation ≤0.01%
- * Current regulation ≤0.2%
- * Low ripple and noise
- * Overload and reverse polarity protection
- * Features 2 analog or 1 digital meter(PS series)
2 analog or 2 digital meters(PR series)

PS-1830	: (0-18V, 0-3A)	\$209.95
PS-1830D	: Digital Display	\$219.95
PS-1850	: (0-18V, 0-5A)	\$219.95
PS-1850D	: Digital Display	\$244.95
PS-3030	: (0-30V, 0-3A)	\$224.95
PS-3030D	: Digital display	\$254.95
PS-6010	: (0-60V, 0-1A)	\$209.95
PR-1810H	: (0-18V, 0-10A)	\$349.95
PR-3060	: (0-30V, 0-6A)	\$314.95
PR-6030	: (0-60V, 0-3A)	\$314.95
PR-6030D	: Digital Display	\$399.95

Triple Output DC Power Supplies



- * Two variable 0-30VDC, 0-3A outputs
 - * One fixed 5VDC, 3A output
 - * Auto tracking
 - * Auto serial and parallel operation
 - * Constant voltage and constant current mode
 - * Continuous/dynamic load can be selected
 - * Features 4 analog or 2 digital displays
- PC-3030 (0-30V, 0-3Ax2)..... \$499.95
PC-3030D : Digital display..... \$549.95


Programmable DC Power Supplies



- * High stability, low drift, 4 digit display
 - * Front/rear output-sense switch selectable
 - * Auto step running w/timer settings
 - * 100 point programmability (PPS series)
 - * 50 point programmability (PPT series)
 - * Auto serial and parallel operation (PPT series)
 - * Auto tracking (PPT series), IEEE-488.2 and SCPI compatible command set (optional)
- PPS-1860G: (0-18V, 0-6A)..... \$1099.95
PPS-3635G: (0-36V, 0-3.5A)..... \$1099.95
PPS-6020G: (0-60V, 0-2A)..... \$1099.95
PPT-1830G: (0-18V, 0-3Ax2, 0-6V, 0-5A)..... \$1399.95
PPT-3615G: (0-36V, 0-1.5Ax2, 0-6V, 0-3A)..... \$1399.95

Digital Display Function Generator FG-8016G

\$239.95



- * Frequency Range: 0.02Hz to 2MHz
 - * Three Instruments in one: Function generator, Pulse generator & Frequency counter
 - * Sine, Triangle, Square, TTL Pulse and CMOS output
 - * Built-in 6 digit counter with INT/EXT function
 - * 1000:1 tuning range
 - * Variable DC offset control
- FG-8015 Function Generator
* 0.02Hz-2MHz (No Counter)..... \$189.95
FC-8131 Intelligent Counter 1.3GHz..... \$469.95
FC-8270 Intelligent Counter 2.7GHz..... \$629.95
UC-2010G Universal Counter..... \$294.95

Digital Multimeter & C Meter DM-8034(3½ digits)

\$179.95



- * 8 Function, AC/DC voltage, AC/DC current, resistance
 - * Built-in C meter, diode test and audible continuity check
 - * High voltage 1000V and 20A range
 - * 0.5% basic accuracy
- DM-8040 (3½ Digits, True RMS)
* Measures ACV to 50 kHz..... \$339.95
DM-8055 (5½ Digits)
* 0.006% basic accuracy
* 1µV, 1mΩ, 1nA resolution
* dBm measurement
* Auto range, relative mode, Max/Min
DM-8055G(5½ Digits, GPIB)..... \$889.95

Model DM-392 (3½ digits) \$109.95



- * Auto/Manual ranging(38 ranges)
- * 42 Segment analog bar graph
- * Data Hold/Min-Max memory /Relative mode
- * Auto power off
- * Overload protection
- * Audible continuity check /diode test
- * Capacitance: 1pF-40µF
- * Frequency: 0.1Hz-1MHz
- * 20 Amp range
- * Double high energy fused (1A, 20A)
- * 0.3% DCV accuracy

DM-351	: 3½ Digits w/Continuity, Auto Off.....	\$54.95
DM-352	: 3½ Digits, Cap. Freq. hFE, 20 Amp.....	\$79.95
DM-353	: 3½ Digits, Cap. Freq. Temp. hFE.....	\$84.95
DM-391	: 3½ Digits, Auto, Cap. Freq. Min/Max.....	\$99.95
DM-392	: 3½ Digits, Hold, Min/Max 20Amp.....	\$109.95
DM-393	: 3½ Digits, Peak, Logic, hFE, Freq.....	\$119.95



"QUALITY IS OUR CAPITAL CONCERN."

**Complete On Site
Electrical Engineering Lab**

- PRODUCT ENGINEERING
- FIRMWARE DEVELOPMENT

- REVERSE ENGINEERING
- RF CIRCUIT DESIGN & MANUFACTURING

• MICRO CONTROLLER & EPROM HARDWARE & SOFTWARE DEVELOPMENT

From Auto-Routing to CNC Routing to Electronic Assemblies...
Capital Electronics is Your Best Route For Printed Circuit Boards.

DESIGN/LAYOUT

- CAD LAYOUT SERVICES
- COMPATIBLE WITH ALMOST ALL CAD SYSTEMS
- FROM SCHEMATICS OR SAMPLE PCB'S
- PHOTOPLOTTING SERVICES
- 28,800 BAUDE MODEM

PRINTED CIRCUIT BOARDS

- SINGLE & DOUBLE SIDED
- MULTI-LAYER & FLEXIBLE PCB'S
- FROM QUICK TURN PROTOTYPES TO SCHEDULED PRODUCTION RUNS
- FINE LINES, SMT
- ELECTRICAL TESTING
- PRECIOUS METAL PLATING

ASSEMBLY SERVICES

- FAST TURN BOARD STUFFING
- WIRE HARNESSES
- WAVE SOLDERING
- ACQUISITION OF PARTS
- FINAL TESTING
- TURNKEY SERVICES
- CUSTOM ENCLOSURES

*For Quick & Competitive Pricing or More Information,
Please Call Us Today!*

852 Foster Avenue • Bensenville, IL 60106

(708) 350-9510

Fax (630) 350-9760 • Modem (630) 350-9761

Internet Access:

For Automated Info Response:
INFO@capital-elec.com

E-Mail: Quote@capital-elec.com

Web Access: <http://www.capital-elec.com>

CIRCLE 332 ON FREE INFORMATION CARD

OCEAN STATE ELECTRONICS

**MAKE CIRCUIT BOARDS
THE NEW, EASY WAY WITH
TEC-200 FILM**

JUST 3 EASY STEPS

- Copy Circuit pattern on TEC-200 film using any plain paper copier
- Iron film onto copper clad board
- Peel off film and etch



Convenient 8 1/2 x 11 size w/ complete instructions

5 SHEETS.....\$ 6.25
10 SHEETS.....\$10.75
20 SHEETS.....\$16.25
50 SHEETS.....\$33.50

DELUX CODE KEY

Adjustable, heavy duty brass base with ball bearing pivots. Designed for hard usage. 3/16" plated contacts
\$14.95



**CODE PRACTICE
OSCILLATOR & MONITOR**

3" Speaker, Headphone Terminal, Volume & Tone Controls. Uses 1 9V Battery.
Kit.....\$19.95
Wired.....\$24.95



TO ORDER CALL 1-800-866-6626

OR

401-596-3080 FAX 401-596-3590

OCEAN STATE ELECTRONICS

PO Box 1458

Westerly, RI 02891

Mail In orders please include \$5 S/H

CANADA \$12.00-OVERSEAS \$15.00

ALASKA & HAWAII \$12.00

Minimum Order \$10.00 (before shipping)

Visa and MasterCard Accepted

WRITE FOR FREE CATALOG

MAGNET WIRE

Enamel coated solid copper. For winding coils, transformers, toroids. 1/4lb spools.

#14.....\$4.00	#28.....\$4.85
#16.....4.00	#30.....4.85
#18.....4.00	#32.....4.85
#20.....4.00	#34.....6.25
#22.....4.25	#36.....6.85
#24.....4.25	#38.....6.95
#26.....4.85	#40.....7.85

**VARIABLE CAPACITORS
BROADCAST TYPE - 1/4" SHAFT**



1 GANG 14-365PF \$12.95
2 GANG 10-400/10-400PF \$19.95

MANY MORE TYPES AVAILABLE FROM SMALL AIR TRIMMERS TO LARGE 4KV TUNER TYPES

VERNIER DIALS



1-1/2 Diameter 0-10 Marking \$10.95
1-1/2 Diameter 0-100 Marking \$14.95
2" Diameter 0-100 Marking \$15.95

SIGNETICS NE602AN \$2.49
MINI-CIRCUITS SBL-1 \$7.95

REGULATED POWER SUPPLIES

13.8V DC OUTPUT. 120V AC INPUT.



3 AMP.....\$24.95
5 AMP.....\$29.95
6 AMP.....\$39.95
10 AMP.....\$49.95
20 AMP.....\$119.95
30 AMP.....\$139.95

SINGLE INJECTOR/TRACER KIT

Both a signal generator and receiver. Use it to check out an amplifier, stage by stage. Also tests AM radios IF and RF stages. You can pin point where a defective part exists. Will transmit and receive simultaneously. **\$19.95**



WE SELL RED, BLUE-GREEN & IR

LASERS

**HUNDREDS OF UNITS TO CHOOSE FROM!
PRICES AS LOW AS \$40.00!**

- Experiments
- Laser Light Shows
- Cutting & Burning
- Communications

We also carry books and plans about LASERS.

CALL FOR FREE CATALOG!

TEL (909) 278-0563

FAX (909) 278-4887

MWK INDUSTRIES

1269 W. Pomona, Corona, California 91720

See our catalog on the internet.

HTTP://WWW.PWEB.COM/MWK/MAIN.HTM

EMAIL: MKENNY1989@AOL.COM

PROFESSIONAL DESOLDERING with the

Lane Norman - Normans Electronics Inc. Atlanta GA 404-451-5057
A cost effective solution to desoldering equipment at less than half the price of most equipment. It's performance is ASTOUNDING.

Keith Sahs - J & M Electronics - Omaha NE 402-291-7100 It's a must tool for my bench. I can desolder multiple pin IC's quickly and clean. It will even take up large solder amounts on tuner and case grounds.

Mike Murphy - Service Center - Van Nuys CA 818-785-7805

The single best investment of repair equipment we've made. It outperforms all other desoldering tools we've used. Easier to use and least expensive.

Bob Monroe - M.A.R.C. Electronics - Virginia Beach VA 804-468-3932
Best investment we've made. Saves time, especially with multi-sided PCB's. Extremely pleased with warranty. Failed within 6 months and replaced by DEN-ON overnight.

Dick Manning - Dicks Electronics - Hartland WI 414-367-8339
The ease & speed of component removal greatly increases productive time. The SMD kit makes SMD removal a breeze, even for inexperienced Techs.

Bob Sorrels CET/CSM Polytronics Microcomputer - Shreveport LA
We've used our SC7000 almost every day for about three years with virtually no problems. Just clean it before you turn it off for the day.

George Hefner - Hefner Electronics - Coleridge NE 402-283-4333
Being a one-man service center, I hesitated to spend the money on a desoldering tool, however all that changed when I nearly ruined a \$400 computer logic board. It has cut my desoldering time by 50%.

Don Cressin - Certified Electronics Service - Ellicott City MD 301-461-8008
We have obtained excellent results with the SC7000 including repairing high density U/V tuners. It is one of the best purchases we have made.

Doug Pettit - LuRay Electronics - LuRay VA 703-743-5400
We found that the SC7000 not only saves money vs. wick, but saves valuable time in troubleshooting. It allows you to be more accurate in removing SMD's.

Randy Whitehead - Service West - Salt Lake City UT 801-262-4069
My techs thought it would be a waste. I bought one anyway after a demo. My techs then fought over it. Now we have three. It is the Best desoldering tool we have ever used.

Timothy Kraft - Monikraft, Inc. - Cherry Hill NJ 609-751-3252
We replaced all our existing desoldering stations with the SC7000. Our technicians are very pleased with the improved performance, portability, and reliability over our previous higher priced equipment.

Alan P. Dunasky - Al's TV, VCR, & Computer Service - Cleveland, OH 216-631-8132
One of my most valuable tools in the shop. I would be lost without it.

Bill Warren CET/CSM - Warrrens Audio & Video - Knoxville TN - 423-546-1128
We have been extremely satisfied with the quality and durability of the DEN-ON SC7000 as well as with after the sale support.



FREE TRIAL
Available on Request

Sale Price
\$395.00

Price includes
stand, two extra
filters, tip wrench
and tip cleaner

It will even take up large solder amounts on tuner and case grounds.

Ray Wurmnest - Ray's Electronics, Inc. - Bloomington IL

309-829-3238 The SC7000 saves time when changing out parts in the home or in the Service Center - Worth every penny we spent.

James Dietrich - Dietrich Electronics - Monroe NY
Look mom, one hand, & I can go three times faster without breaking a sweat. I'll recommend anyone to DEN-ON Tools.

Don Scott - LAV Electronics Healeah-Miami Lakes FL
I am a constant user of the SC7000 Desoldering Tool and for quick component removal, this unit has no equal. It also comes with excellent company support. I am very satisfied and highly recommend it to anyone in the servicing field.

Gale TV, Inc. Gale Holloway Virginia Beach VA 804-486-3562
Desoldering has never been easier with the SC7000. We use the desoldering tool daily and are fully satisfied with this product.

Daryl Baker Servus Electronics Wichita KS
The SC7000 is a better product than advertised. It has more than paid for the initial investment. We highly recommend the SC7000 Desoldering Tool.

Steve Hall Telco Electronics, Inc. Boise ID 208-322-3304
My first mistake in purchasing the SC7000 was buying only one. My Techs. were so pleased with this tool and it's usefulness they begged for more. They raved about it and even fought over it. I intend to purchase one SC7000 for each workstation.

DEN-ON SC7000

Features

- ◆ Totally Self Contained diaphragm vacuum pump and AC motor for high vacuum suction or reversible hot air blow for SMD removal.
- ◆ 100Watt Ceramic heater with zero-crossover switching heater control circuit which prevents spikes and leakage currents.
- ◆ Unique patented long lasting filter cartridge design. Solder builds up on easily cleaned baffle, while air flows around the outside of baffle.
- ◆ Totally ESD Safe. The housing contains carbon and the tip is at ground potential for complete ESD Protection.
- ◆ Maximum vacuum of 600mmHg is attained in 200 milliseconds.
- ◆ Temperature adjustable from 300°C - 450°C (572°F - 842°F).

Specifications

- ◆ Voltage _____ AC100v,120V,230V,50/60HZ
- ◆ Power Consumption _____ 120W
- ◆ Pump _____ Diaphragm Type
- ◆ Motor Output _____ 2W
- ◆ Vacuum Attained _____ 600mmHg
- ◆ Temperature Range _____ 300°C—400°C (572°F—842°F)
- ◆ Air Flow Rate _____ 15 Liter/Minute (Open)
- ◆ Heater _____ 100W (Ceramic)
- ◆ Control System _____ Feed Back Zero Cross-over Type
- ◆ Net Weight _____ 420Grams

Visa - M/C - Discover - American Express - Terms to Qualifying Companies
30 Day Money Back Total Satisfaction Guarantee - One Year Parts and Labor Warranty

HOWARD
HEIN ELECTRONIC
INSTRUMENTS **I**NC
6222 N. Oliver Wichita, KS 67220

Toll Free U.S. and Canada
1-800-394-1984

Web Site www.heinc.com
E-Mail sales@heinc.com
International (316) 744-1993
or Fax (316) 744-1994

CIRCLE 330 ON FREE INFORMATION CARD

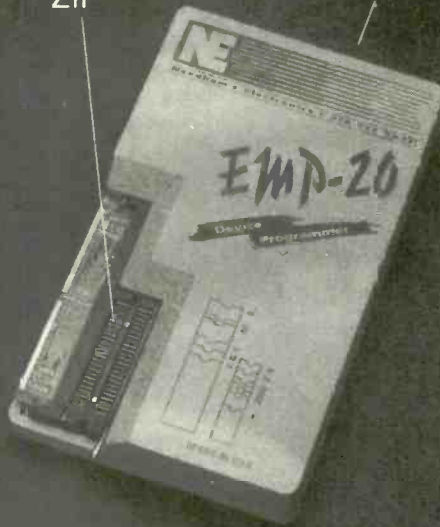
\$449⁹⁵

Device Programmers

\$139⁹⁵

48 PIN
ZIF

Connects to standard
PC parallel printer port




9 1/2" x 5 3/4" x 1 1/4"

EMP-20

- Easy to use software, on-line help, full screen editor
- **Fast Programming (EMP-20)**
27C010A, 23 seconds
28C020, 34 seconds
27C040, 95 seconds
- **Made in USA**
- 1 Year Warranty
- Technical Support by phone
- 30 day Money Back Guarantee
- FREE software upgrades available via BBS
- Demo SW via **BBS (EM20DEMO.EXE) (PB10DEMO.EXE)**
- **E(e)proms** 2716 - 8 megabit, 16 bit 27210-27240, 27C400 & 27C800,
- **Flash** 28F256-28F020, (29C256-29C010 (EMP-20 only))
- **Micros** 8741A, 42A, 42AH, 48, 49, 48H, 49H, 55, 87C51, 87C51FX, 87C751,752
- **GAL, PLD** from NS, Lattice, AMD-16V8, 20V8, 22V10 (EMP-20 only)

PB-10 Internal Card for PC



2 ft. Cable

40 PIN
ZIF

FOR MORE INFORMATION CALL

4630 Beloit Drive, Suite 20
Sacramento, CA 95838
(Monday-Friday, 8 am-5 pm PST)

NEEDHAM'S ELECTRONICS, INC.



C.O.D.



(916) 924-8037


BBS 916-924-8094

FAX 916-924-8065

CIRCLE 257 ON FREE INFORMATION CARD

"7-WAY COPY CAT \$1495.00*"

ASK ABOUT EE3!



<u>MENU#</u>	<u>PROGRAMS THE FOLLOWING PHONES</u>	<u>PRICE</u>
1	<u>MOTOROLA ONLY w/elite & 951C !!!</u>	\$1495
2	Above PLUS <u>NEC P100-200-300-400-600-700</u>	FREE
3	All of above PLUS <u>SONY</u>	FREE
4	All of above PLUS <u>GE /Ericsson (newest mode)</u>	FREE
5	All of above PLUS <u>AUDIOVOX (does new 800!)</u>	FREE
6	All of above PLUS <u>mitsubishi/DiamondTel</u>	FREE

**Not a
Kit!
Full 5 year
warranty!
*Cables optional**

All units are sold for **EXPERIMENTAL AND EDUCATIONAL PURPOSES ONLY!**

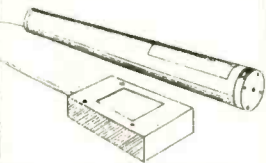
CALL US TODAY AT 770.973.8474 ..web page @ www.celltec.com

CIRCLE 316 ON FREE INFORMATION CARD

LASERS & ACCESSORIES

WE SPECIALIZE IN
*Laser and Laser
Related Surplus
Inventory*

HENE LASERS




- Complete Systems
- Plasma Tubes
- Power Supplies

DIODE LASERS



- Visible I/R
- Complete Modules
- Collimating Optics
- Drive Circuits

ACCESSORIES



- Books
- Optics
- Electro-Optics

CALL FOR A FREE CATALOG!

We want your Laser related surplus items. Call or Fax us today for a quote!

MEREDITH INSTRUMENTS

P O Box 1724
5035 N. 55th Ave. #5
Glendale, AZ 85301

Phone: 602-934-9387
Fax: 602-934-9482

HTTP://WWW.MI-LASERS.COM

GET RID OF PHONE SOLICITORS WITH

easy HANG UP™



THE ONE BUTTON WAY TO SAY GOODBYE TO ANNOYING PHONE CALLS!

Patented Technology

Attaches to all phones quickly and easily. By simply pressing the activation button and hanging up, EASY HANG UP gives the following pre-recorded message:

"I'M SORRY, THIS NUMBER DOES NOT ACCEPT THIS TYPE OF PHONE CALL. PLEASE REGARD THIS MESSAGE AS YOUR NOTIFICATION TO REMOVE THIS NUMBER FROM YOUR LIST. THANK YOU."

EASY HANG UP then automatically hangs up the line. The 1991 Telephone Consumer Protection Act forbids companies from calling you back once you ask to be placed on their "do-not-call" list.



\$ 19⁹⁵

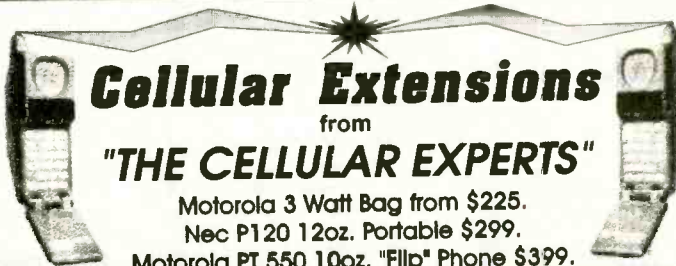
Plus Shipping
Money Back Guarantee



MILESTONE PRODUCTS

5698 Westbourne Ave - Columbus, OH 43213

1-800-535-7827



Cellular Extensions

from

"THE CELLULAR EXPERTS"

Motorola 3 Watt Bag from \$225.

Nec P120 12oz. Portable \$299.

Motorola PT 550 10oz. "Flip" Phone \$399.



Nation
WIDE
Paging

Others available, buy new from us, or send us your phone.
Get a second or third phone with no additional monthly charges!
Motorola, NEC, Panasonic, Audiovox and many others!

Fax Back Hotline, For 24hr. info. call from your FAX (714) 581-7460 or call

(800) 457-4556

Nationwide paging available. C.G.C. Dealer inquiries welcome.

VOICE CHANGERS! ELECTRONIC KITS AND MORE!



**BUY WITH CONFIDENCE
FROM XANDI ELECTRONICS, INC.
ASK ABOUT OUR COMPLETE CATALOG**

PUT 15 YEARS OF EXPERIENCE TO WORK FOR YOU

Ever since we started in 1981, people have been telling us what they want, and we've delivered. We are pleased to offer a line of quality engineered kits, an iron clad guarantee. Fast, fast delivery, great prices, and a highly competent Technical support staff that's just a phone call away if you need help. Prices subject to change without notice. Shipping and handling extra. In general our products are available in one or more of the following forms:

- | | | |
|---------------------------------------------------------------------------------------------------------------------------------------------------|-------------------------------------------------------------------------------------------------------------------------------------------------------|----------------------------------------------------------------------------|
| COMBO-KIT
Indicated by a C in the part number. Includes all electronic parts, a printed wiring board, and assembly instructions. | E-Z KIT
Indicated by an E-Z in the part number. These are mostly assembled and require some simple assembly before they can be used. | ASSEMBLED
These products are assembled, tested and ready to use. |
|---------------------------------------------------------------------------------------------------------------------------------------------------|-------------------------------------------------------------------------------------------------------------------------------------------------------|----------------------------------------------------------------------------|

143.79 MHz CRYSTAL CONTROLLED TRANSMITTER KITS

XTR300 E-Z \$79.95	XTL3000 E-Z \$99.95	XTL1000 E-Z \$69.95
------------------------------	-------------------------------	-------------------------------

CRYSTAL TRANSMITTER KITS

- Ultra-miniature surface mount construction.
- E-Z kit approach makes assembly a snap.
- Miniature battery and holder mounted directly to the circuit board.
- Transmit to any scanner type receiver.

XTR300 E-Z TRACKING TRANSMITTER KIT Transmits continuous beep-beep tone. Ideal for locating lost or stolen items. Range up to 1/2 mile. Simply install the battery holder and the antenna wire and the unit is ready to use. Custom frequencies available. 3 Volt photo battery included.	XTL3000 E-Z LONG RANGE TRANSMITTER KIT Sensitive built in microphone with amazing audio sensitivity. Picks up sounds at the level of a whisper. With a range of up to 1 mile, this is our longest range transmitter. Custom frequencies available. 3 Volt photo battery included.	XTL1000 E-Z TRANSMITTER KIT Sensitive built in microphone with amazing audio sensitivity. Picks up sounds at the level of a whisper. Up to 1/2 mile range. Custom frequencies available. 3 Volt photo battery included.
-----------------------------------------------------------------------------------------------------------------------------------------------------------------------------------------------------------------------------------------------------------------------------------------------------	---------------------------------------------------------------------------------------------------------------------------------------------------------------------------------------------------------------------------------------------------------------------------------------------	-----------------------------------------------------------------------------------------------------------------------------------------------------------------------------------------------------------------------------------

88-108 MHz FM TRANSMITTER KITS

XST 500 E-Z \$49.95	XWB 1000 E-Z \$46.95	XFM 100 Combo \$21.95 \$37.95	XST 500 Voice transmitter. Range up to 1 mile. Supersensitive mic. Uses 9 volt battery. Uses surface mount components.
XSP 250 E-Z \$34.95	XTR 100 Combo \$29.95 \$46.95	XTT 100 Combo \$19.95 \$36.95	XWB 1000 Voice transmitter. Range up to 1/2 mile. Includes mic and battery on circuit board. Uses surface mount components. XFM 100 Voice transmitter. Range up to 1 mile. 9 v battery and leaded components. XSP 250 Super-miniature telephone transmitter. Range 1/4 mile. Powered by phone line. Uses surface mount components. XTR 100 Tracking transmitter. Range up to 1 mile. Uses 9 volt battery. Transmits a BEEP-BEEP-BEEP tone. XTT 100 Telephone transmitter. Range up to 1 mile. Uses 9 volt battery.

ORDER BY PHONE:
COD, CHK, MO

ORDER LINE: 1-800-336-7389
FAX: 1-602-731-4748
TECH SUPPORT: 1-602-894-0992

BY MAIL:
XANDI ELECTRONICS, INC.
1270 E. Broadway Rd. #113
Tempe, AZ 85282

PHONE VOICE CHANGER

16 levels of digital voice changing. Sound tougher, older or younger, female or male. Powered by 4 AA batteries. (Batteries not included).

Works with regular or multi-line phones. Connects between handset and phone. Note: Will not work with cordless or handset type telephones.

T-2001
Assembled \$69.95

88-108 MHz FM RECEIVER

XMR2000
Assembled \$29.95

- World's smallest FM radio.
- As small as a hearing aid.
- Weights less than 1/4 oz.
- Digital touch tuning.
- Ideal for use with our 88-108MHz FM transmitters

XANDI ADVANCED HOBBY KITS

XFS 108 Combo E-Z \$39.95 \$64.95	XLC 900 Combo E-Z \$49.95 \$76.95	XVA 250 Combo E-Z \$49.95 \$76.95	PROJECT BOX Ideal project box to give your kits that professional look. Available custom drilled for the following kits: XFS108, XPS1000, XLC900, and XVA250.
------------------------------------------------	------------------------------------------------	------------------------------------------------	-------------------------------------------------------------------------------------------------------------------------------------------------------------------------

88-108 MHz FM STEREO TRANSMITTER KIT

- Separate level control for both left and right channels.
- Output level circuit with test points for quick and easy tuning.
- Transmit from any stereo audio source to most any FM stereo receiver.

800-950MHZ SCANNER CONVERTER KIT

- Uninterrupted coverage of the 800 to 950 MHz band!
- Works with any 400-550MHz scanner.
- Gain: 6 dB typical.
- Noise figure: 3 dB typical.

VOICE-STRESS ANALYZER KIT

- See at a glance if your being led to!
- Subject need not be present. Works with voices from recordings, TV or radio.
- Has built-in microphone.
- Easy to use LED display output.

BUG DETECTOR

XBD500
Assembled \$149.95

- Professional quality.
- Not a kit, ready to use.
- Covers 1 to 2,000MHz.
- Uses new Microwave Integrated Circuit Amplifier.
- Adjustable sensitivity.
- Audio jack for privacy ear phone.

Any intercepted signal causes an audio tone that increases from a low pitched growl to a high pitched squeal as the signal strength increases.

CIRCLE 280 ON FREE INFORMATION CARD

WE HAVE IT ALL!

Surveillance

Infinity Transmitters
FM Wireless Transmitter Kits
Vehicle Tracking Systems
Bug Detectors
Caller I.D.
Wired Mikes
Telephone Register with Printer
Long-play Recorders
Shotgun Mikes
Telephone Recording Adapters
Alcohol Testers
Telephone Scramblers
Hidden Video Cameras
Telephone Tap Detectors
Drug Testers
MUCH, MUCH, MUCH MORE.

Our 27th Year!
Small catalog FREE.
Larger catalog send \$5.

Mail Order only. Visa, MasterCard and C.O.D. accepted for equipment only.

Inquire for dealers' prices.
A.M.C. SALES, INC.
193 Vaquero Dr. • Boulder, CO 80303
Mon.-Fri. 8 a.m.-5 p.m. Mtn. Time
800-926-2488
(303) 499-5405 • Fax (303) 494-4924
Internet: <http://www.siteleader.com/catalogdepot/AMCSC-home.html>
E-mail: amc-sales@siteleader.com

BEST DEALER PRICING!

CABLE DIRECT

CONVERTERS • FILTERS
DESCRAMBLERS

IMPROVE YOUR IMAGE WITH VIDEO STABILIZERS

100% MONEY BACK GUARANTEE!

30 DAY FREE TRIAL!

FREE Cable TV Catalog.

Now you can tune-in your favorite cable TV programming and **SAVE \$100'S - EVEN \$1000'S** on premium CABLE TV EQUIPMENT.

MODERN ELECTRONICS

1-800-906-6664

2125 S. 156TH CIRCLE • OMAHA, NE 68130

VIDEO SYNC GENERATOR

Restores Horizontal and Vertical Sync Lines from Distorted Analogue Video Formats

For Free Information Package on Completed Units and Pricing

• Call Toll Free •
1-800-236-5778

R.C. Distributing • PO Box 552 • South Bend, IN 46624

The Ultimate WWW Service Site

www.electronix.com

The One-Stop Service Site for Electronic Technicians

Electronix Corp 313 W Main St. Fairborn, OH 45324

Quality Microwave TV Systems

WIRELESS CABLE • ITFS • MMDS
ATV • INTERNATIONAL • S-BAND
Amplifiers • Antennas • Books • Components
Filters • Systems • Video Products

- RF Frequency 1990 - 2700 MHz
- Cable Ready - VHF - UHF Outputs
- SASE For "FREE" Catalog or Send \$1

PHILLIPS-TECH ELECTRONICS
PO Box 8533 • Scottsdale, AZ 85252

ORDER LINE 800-880-MMDS
FAX LINE 602-947-7799
FREE SHIPPING Visa • MC • Amx • Disc • COD's • Qty Pricing

CIRCLE 324 ON FREE INFORMATION CARD

AMAZING ELECTRONIC & SCIENTIFIC DEVICES

Lasers, Tesla, Ions, Anti-Gravity, Magnetics & More!

Plans • Ready-to-Use • Easy-to-Build Kits



Laser Ray Gun
Handheld, battery operated. Produces an intense burst of light capable of burning holes.
LAGUN2 Plans \$20.00
LAGUN2K Kit / Plans Price on Req



250KV Tesla Coil
10-14" of Explosive Bolts of Lightning!
• Transmit Wireless Energy
• Ion Motors
• Anti-Gravity
• Strange and bizarre pyrotechnical effects
• Many other experiments shown in detail
• Award winning science project!
BTC3 Plans \$15.00
BTC3K Kit/Plans with coil \$299.50
BTC30 Assbl'd Ready to Use \$399.50
BTC4 Plans, 500KV unit \$20.00

ATTENTION: Experimenters & Researchers!
Anti-Gravity, Rail & Coil Guns, Mass Warping, Levitation Research, Exploding Water, Propulsion Drivers, Lattice Snapping, EMP etc. Loss-less Energy Charger with triggered spark switch. • Adjustable 500 to 3KV out • Charges up to 25KJ • Programmable Output
HEP1 Plans \$15.00
HEP1K Kit/Plans with 500J \$399.50
HEP10 Lab Assembled - to your specs!
Write, call or fax for price & delivery
...shown connected to potential rail gun system




Visible Beam Gas Lasers
Millions degree temp equiv. Illuminates low level clouds
• Light Shows
• Window Listener
• Optical Projects
• 12/115V
• Science Project
LAS1KM 1 mw, low cost Kit \$69.50
LGU6K 2-3mw Kit \$119.50
HNE70 5-7mw, ready to use \$299.50



Gravity Generator
Levitate an object!
Great science fair project!
GRA1 Plans \$15.00
GRA1K Power Supply Kit/Plans \$15.00
GRA10 Assbl'd Kit/Plans \$149.50
Includes text book on Anti-Gravity theory!



Solid State Tesla Coil
• Generate fiery electrical plasma discharge
• Powers light and objects without contact
• Experiment with electrical and mechanical fields. TCL5 Plans \$8.00
TCL5K Kit/Plans 12VDC \$49.50




Pioneer a Futuristic Weapon!
Electric Gun - prototype designed in our lab - Join the research!
• Ballistic Velocities
• Handheld • Battery Operated
• Labelled as DANGEROUS Product
Experiment now before it is classified as a firearm! EGUN1 Plans \$20.00
(Must be 21 for purchase of hardware)




Ion Ray Gun
Project Energy!
Star Wars technology demonstrates weapons potential. IOG7K Kit/Plans \$99.50

4000 Volts 10ma High Voltage Module - Ready to use - for many projects from hoverboards to pyrotechnics.
MINMAX4 While they last! \$19.50



"Talking" Plasma Globe
Spectacular color. Pulsates to music, sounds! 8-9", with intensity and sound controls. PLASMA1 Ready to Use \$79.50



Electronic Hypnotizer *Caution Required*
Control their minds! Programmable audible and visual stimuli induces hypnotic trances. HYP2K Kit with Book \$39.95
EH2 Hypnosis Book & Plans \$14.95

We can design and build high voltage systems - to your specs!
Call or fax us with your requirements!

TACTICAL ELECTRONICS



Cybernetic Ear!
Enhances normal hearing 3-4 times!
Adjustable volume control, fits easily into either ear. Many, many uses.
Ready to Use!
CYBEREAR \$19.95

ALL NEW



Telephone Line Grabber/Infinity Transmitter
Use tone phone anywhere in the world to:
• Monitor your premises - avoid break-ins
• Access ongoing calls - longwinded kids
• Control up to 8 appliances in your home!
• Re-direct costly toll calls from pay phones!
TELCON3 Plans (credit to purch) .. \$10.00
TELCON3K Plans/Kit \$99.50
TELCON30 Ready to Use \$149.50




Long Range "Ultra-Ear"
Parabolic Mic can hear a distant whisper! BUG Mother Nature!
20" dish uses satellite technology to capture distant sounds. PM5 Plans \$8.00
PM5K Kit/Plans \$149.50
• Optional Wireless Retrofit captures captured sounds to an FM radio.
WM5K Kit for Wireless Option \$29.50



Phasor Sonic Blast Pistol
Rids areas of unwanted pests. Trains and conditions wild and domestic animals. Great for barns, attics, cellars, gardens.
PPP1K Kit/Plans \$39.50

3 Mi Telephone Xmitter
• Tune-able 80-130 Mhz • Undetectable
• Only transmits when phone is used
VWPM7K Kit/Plans \$39.50

3 Mi Voice Transmitter
• Ultra-Sensitive Mike
• Crystal Clear
• Tunes 80-130 MHz.
FMV1K Kit/Plans \$39.50



FireBall Gun
Shoots flaming ball - two shot capacity. Great for special effects and remote fire starting. CAUTION REQUIRED!
FIREBALL Plans (dangerous product) \$10.00



Shocker Force Field/Vehicle Electrifier
Make hand and shock balls, shock wands and electrify objects. Great payback for those wiseguys!
SHK1K Easy to Assemble Kit \$19.50



Extended Play Telephone Taping System
• Tapes Phone Conversation • Extends Tape X4 • Check Local Laws before using!
TAP30X Ready to Use \$84.50

"Drop-In" (1ml) Telephone Transmitter
Easily tunable over FM radio. Never needs battery! #DROPIN Kit/Plans \$19.95




See in Total DARKNESS!
• High Quality IR Night Vision Scope with IR illuminator.
SD10 Ready to Use \$199.50



Electric Charge Gun
Life is Precious - PROTECT IT!
Stuns & immobilizes attackers 15 feet away! Check your state laws for legality. More knockdown power than most handguns. No permanent injury. ID coded.
ECG1 Data (Creditable to purch) \$10.00
ECG10 Charge Gun, Ready to Use, Includes FREE Stun Gun! \$249.50
STUN GUNS - sold separately:
STUN100 100,000 Volts \$34.50
STUN200 200,000 Volts \$49.50

3 Mi Tracker Transmitter
• Tunable Output
• Uses FM Radio
• Excellent Signal Beacon
HOD1K Kit/Plans \$39.50



MIND CONTROL!
Places subjects under your control. Programmable audible & visual stimuli with biofeedback, induces strange & bizarre hallucinations without drugs. Caution - not FDA approved.
MIND2 Plans \$15.00
MIND2K Kit and Plans \$49.50
MIND20 Assembled Unit \$69.50



FANTASTIC BRIGHTNESS!
High Quality Laser Pointer
LAPN64 15mw equiv, 2000' \$39.50
LAPN61 50mw equiv, 4000' \$84.50



1000' Potato Cannon
Not a Toy! Uses electronic or piezo ignition. CAUTION REQUIRED!
POT1 Plans (dangerous product) \$10.00

VISIT US ON THE WEB!
<http://www.amazing1.com>

INFORMATION UNLIMITED

Dept ENS-7, Box 716, Amherst, NH 03031
Phone: 603-673-4730 FAX: 603-672-5406
MC, VISA, COD, Checks accepted Please add \$5.00 S & H

CATALOG!
FREE with Order or send \$1 P&H

24 Hour Phone
800-221-1705
Orders Only Please!

CALL TOLL FREE
(800) 292-7711 orders only
Se Habla Español

C&S SALES
EXCELLENCE IN SERVICE

CALL OR WRITE FOR
A FREE 60 PAGE
CATALOG!
(800) 445-3201

XK-550 Digital / Analog Trainer

Elenco's advanced designed Digital / Analog Trainer is specially designed for school projects. It is built on a single PC board for maximum reliability. It includes 5 built-in power supplies, a function generator with continuously sine, triangular and square wave forms. 1560 tie point breadboard area.

XK-550
Assembled and Tested
\$169.95

XK-550K - Kit
\$139.95


Tools and meter shown optional



TK-3000
\$89.95

Tools Included:

- SR-2 - Deluxe Soldering Iron
- SH-1 - Soldering Iron Stand
- ST-1 - Diagonal Pliers
- ST-2 - Long Nose Pliers
- ST-30 - Deluxe Wire Stripper
- SE-1 - Solder Ease Kit
- ND-3 - 3 pc. Nut Driver Set
- TL-8 - Precision Screw Drivers
- ST-5 - Screw Driver Slotted 3/16"
- ST-6 - Screw Driver #1 Phillips
- ET-10 - IC Puller
- SP-2 - Solder Pump
- ST-20 - Safety Goggles
- ST-9 - Pocket Screw Driver
- ST-4 - Solder Tube
- SW-3 - Solder Wick



A professional technician service tool kit in a metal reinforced tool case with heavy-duty handle and locks. A removable pallet handles most of the tools listed with more room for tools and parts in the lower half.

GF-8026 w/ Frequency

- Linear and Log Sweep
- .02Hz to 2MHz
- Counter Range 1Hz to 10MHz
- 4 Digit Display


\$225



MX-9300 Four Functions in One

- One instrument with four test and measuring systems: 1.3GHz Frequency Counter • 2MHz Sweep Function Generator Digital Multimeter • Digital Triple Power Supply (0-30V @ 3A, 15V @ 1A, 5V @ 2A)

\$479.95



Model XP-581

4 Fully Regulated DC Power Supplies In One Unit
 4 DC voltages: 3 fixed - +5V @ 3A, +12V @ 1A, -12V @ 1A
 1 Variable - 2.5 - 20V @ 2A

\$85



Auto Ranging Hand-Held DMM w/ Bar Graph
Model EDM-163

\$99.95

7 Functions with data hold
 Compares to Fluke Model 77II

Digital Multimeter
Model M-1700

\$39.95

11 functions including freq to 20MHz, cap to 20µF. Meets UL-1244 safety specs.



Fluke Multimeters

70 Series	80 Series
Model 70II \$69.95	Model 83 \$235.00
Model 73II \$97.50	Model 85 \$269.00
Model 75II \$135.00	Model 87 \$289.00
Model 77II \$154.95	
Model 79II \$175.00	

B&K Precision Multimeters

Model 391 \$159.00	Model 388A \$99.00
Model 390 \$139.00	Model 2707 \$79.00
Model 389 \$109.00	Model 2860A \$85.00

Kit Corner

over 100 kits available

PT-223K

\$15.95

Phone kit with training course.



Fiber Optics Technology

with training course
Model FO-30K


\$19.95



Model AM/FM-108K Transistor Radio Kit

with training course

\$29.95



M-1005K Compact Multimeter Kit

\$19.95

6 Functions & Transistor Test



Model M-6100

Programmable DMM

Includes **FREE** Computer Interface and **FREE** Software

- Analog Bar Graph
- Large 3 3/4" LCD Display
- Menu Driven
- Triple Display
- RS-232 Interface
- True RMS
- 9 Basic Functions including cap. & freq.
- Auto Power Off
- Easy-to-use

\$125



WE WILL NOT BE UNDERSOLD

C&S SALES, INC.

UPS SHIPPING: 48 STATES 5%
 OTHERS CALL FOR DETAILS
 IL Residents add 8% Sales Tax

150 W. CARPENTER AVENUE
 WHEELING, IL 60090
 FAX: (847) 520-9904 (847) 541-0710
http://www.elenco.com/cs_sales/



15 DAY MONEY BACK GUARANTEE
FULL FACTORY WARRANTY

PRICES SUBJECT TO CHANGE WITHOUT NOTICE

CIRCLE 336 ON FREE INFORMATION CARD

**FREE PROBES
WITH ALL
SCOPES**

OSCILLOSCOPES

Lowest Prices of the Year!

**CALL OR WRITE FOR
A FREE 60 PAGE
CATALOG!
(800) 445-3201**

B&K Precision Scopes

60MHz ANALOG WITH DIGITAL STORAGE

Model 2560
• Cursors and readouts
• RS-232 port
• 20MS/s real time sampling
• 1GHz equivalent time sampling (at 0.1µs/div.)
• Prints via RS-232 port to any HP-GL plotter
\$1995

20MHz ANALOG WITH DIGITAL STORAGE

Model 2522A
• 20MHz analog bandwidth
• 20MS/s sampling rate
• 2K memory per channel
• 300MHz equivalent time sampling
• Pre-trigger capture
\$869.95

100MHz THREE-TRACE

Model 2190A
• 1mV/division sensitivity
• Sweeps to 5ns/division
• Dual time base
• Signal delay line
• 15KV accelerating voltage
\$1379.95

60MHz DUAL-TRACE

Model 2160A
• 1mV/division sensitivity
• Sweeps to 5ns/division
• Dual time base
• Signal delay line
• V mode-displays two signals unrelated in frequency.
• Component tester
\$949.95

40MHz DUAL-TRACE

Model 1541C
• 1mV/division sensitivity
• Video sync separators
• Z-axis input
• Single Sweep
• V mode displays two signals unrelated in frequency.
• Component tester
\$695

60MHz, CURSORS & READOUTS, DUAL TIME BASE

Model 2260
• Cursors and readouts
• 1mV/div sensitivity
• 23 calibrated ranges - main time base
• 19 calibrated ranges - delayed time base
• Signal delay line
• V-mode - displays 2 signals unrelated in frequency.
• Component tester
• Z-axis input
• Single sweep
\$1225

20MHz DUAL-TRACE

**Model 2120 - 2 Year Warranty
Special \$389.95**

**Model 2125 with delayed sweep
\$539.95**

• 1mV/division sensitivity
• AUTOCORRECT triggered sweep operation
• AC, TVH, TVV and line coupling
• Calibrated 19 step time-base with x10 magnifier
• Compact low-profile design

Quality Scopes by Elenco



60MHz

DS-603 \$1350

- Analog / Digital Storage
- 20MS/s Sampling Rate

S-1360 \$749

- Analog with Delayed Sweep

40MHz

S-1345 \$569

- Analog with Delayed Sweep

S-1340 \$475

- Analog

25/30MHz

DS-303 \$1095

- Analog / Digital Storage

S-1330 \$439

- 25MHz Analog
- Delayed Sweep

S-1325 \$325

- 25MHz Analog

**2 Year
Warranty**

OSCILLOSCOPE SELECTION CHART

ANALOG		Sensitivity (max)	No. of Channels	Sweep Rate Max ns/div	Delayed Sweep	Video Sync	Component Tester	Beam Find	Time Base
Model	Bandwidth MHz								
S-1360	60	1mV/div	2	10ns/div	Yes	Yes	Yes	Yes	2
S-1345	40	1mV/div	2	10ns/div	Yes	Yes	Yes	Yes	2
S-1340	40	1mV/div	2	10ns/div	No	Yes	No	No	1
S-1330	25	1mV/div	2	10ns/div	Yes	Yes	Yes	Yes	2
S-1325	25	1mV/div	2	10ns/div	No	Yes	No	No	1
DIGITAL STORAGE		Analog Sen (max)	No. of Channels	Sampling Rate	Memory Channel	Internally Backed Up	Pretrigger %	Output	
Model	Bandwidth MHz								
DS-303	30	1mV/div	2	20MS/S	2K	Yes	0, 25, 50, 75	RS232	
DS-603	60	1mV/div	2	20MS/S	2K	Yes	0, 25, 50, 75	RS232	

Affordable Spectrum Analyzers by B&K

500MHz Series

Model 2615 - \$1595
Model 2620 w/ tracking generator - \$1895

1.05GHz Series

Model 2625 - \$2395
Model 2630 w/ tracking generator - \$2995



HITACHI SCOPES Inventory Reduction Sale Lowest Prices of the Decade!

V-209 - 20MHz Battery Operated Was \$1505, NOW \$1095 Save \$410
V-422 - 40MHz Was \$965, NOW \$765 Save \$200
V-525 - 10MHz w/ Cursors Was \$1355, NOW \$955 Save \$400
V-552 - 50MHz Was \$1195, NOW \$850 Save \$345
V-555 - 50MHz w/ Cursors Was \$1375, NOW \$975 Save \$400
V-695 - 60MHz w/ Cursors Was \$1815, NOW \$1395 Save \$420
V-1065A - 100MHz w/ Cursors Was \$2139, NOW \$1565 Save \$574
V-1560 - 100MHz Was \$1790, NOW \$1490 Save \$300
V-1565 - 100MHz w/ Cursors Was \$1960, NOW \$1595 Save \$365
V-252 - 20MHz **\$419**

Fluke Scopemeters



91 \$1225
92B \$1445
96B \$1695
97 \$1795
97A \$2945
99B \$2095

Call or write for complete specs.

WE WILL NOT BE UNDERSOLD

C&S SALES, INC.

150 W. CARPENTER AVENUE
WHEELING, IL 60090
FAX: (847) 520-9904 (847) 541-0710
http://www.elenco.com/cs_sales/

CIRCLE 336 ON FREE INFORMATION CARD
































UPS SHIPPING: 48 STATES 5%
OTHERS CALL FOR DETAILS
IL Residents Add 8% Tax

**15 DAY MONEY BACK
GUARANTEE
FULL FACTORY WARRANTY**
PRICES SUBJECT TO CHANGE WITHOUT NOTICE

Tel: (954) 974-6864
Fax: (954) 974-6818

Gateway Products Corp.

Please mail orders to:
P. O. Box: 93-6397
Margate, FL 33093


Popular I.C.s  LM324 ... 45¢ LM339 ... 45¢ LM358 ... 45¢ NE555 ... 40¢ LM555 ... 50¢ LM741 ... 40¢ Deal U3: 12 pcs total, (2pcs of each)...\$5.00	Transistors  PN2222A ... 8¢ PN2907A ... 8¢ 2N3904 ... 8¢ 2N3906 ... 8¢ 2N4401 ... 8¢ 2N4403 ... 8¢ Deal N8: 80 pcs total, (10pcs of ea.)...\$4.50	Semiconductors  74LS174 ... 40¢ 74LS244 ... 45¢ 74LS245 ... 45¢ 74LS374 ... 45¢ LM388N ... 45¢ LM393N ... 40¢ MC1488 ... 45¢ MC1489 ... 45¢	DIODES  1N914 ... 4¢ 1N4148 ... 4¢ 1N4001 ... 1A/50V ... 4¢ 1N4004 ... 1A/400V ... 5¢ 1N4007 ... 1A/1kV ... 6¢ Deal P7: 50 pcs total, (10pcs of ea.)...\$2.00	RADIAL LYTICS  1uF/50V ... 8¢ 2.2uF/50V ... 8¢ 3.3uF/50V ... 8¢ 4.7uF/50V ... 8¢ 10uF/50V ... 9¢ 22uF/50V ... 10¢ 33uF/50V ... 11¢ 47uF/50V ... 12¢ Deal A2: 40 pcs total, (5pcs of each)...\$3.00	Ceramic Disc (All caps rated 50V)  10pF ... 7¢ 22pF ... 7¢ 27pF ... 7¢ 33pF ... 7¢ 47pF ... 7¢ 100pF ... 7¢ 150pF ... 7¢ 220pF ... 7¢ Deal R4: 40 pcs total, (5pcs of each)...\$2.50	Toggle Switches  Miniature size 1/4" Panel hole on-on ... SPDT ... 50¢ on-off-on ... SPDT ... 60¢ on-on ... DPDT ... 70¢ on-off-on ... DPDT ... 80¢ Deal S3: 8 pcs total, (2pcs of each)...\$5.00
Popular CMOS  CD4001B ... 30¢ CD4011B ... 30¢ CD4013B ... 40¢ CD4017B ... 50¢ CD4028B ... 40¢ CD4050B ... 40¢ CD4069B ... 40¢ Deal V8: 16 pcs total, (2pcs of each)...\$5.00	More Transistors  MPSA05 ... 15¢ MPSA13 ... 15¢ MPSA27 ... 15¢ MPSA42 ... 15¢ MPSA58 ... 15¢ MPSA92 ... 15¢ Deal Q2: 30 pcs total, (5 pcs of ea.)...\$4.00	V. Regulators  LM317T ... 69¢ 7805 ... 49¢ 7808 ... 49¢ 7812 ... 49¢ 7815 ... 49¢ 7818 ... 49¢ 7824 ... 49¢ 7905 ... 49¢ 7908 ... 49¢ 7912 ... 49¢ 7915 ... 49¢ 78L05 ... 39¢ 79L05 ... 39¢ 78L12 ... 39¢	Power Diodes  1N5401 ... 3A/100V ... 10¢ 1N5404 ... 3A/400V ... 11¢ 1N5408 ... 3A/1kV ... 12¢ 6A10 ... 6A/100V ... 32¢ 6A100 ... 6A/1kV ... 42¢ Deal H8: 25 pcs total, (5pcs of ea.)...\$4.00	RADIAL LYTICS  10uF/25V ... 8¢ 22uF/25V ... 8¢ 33uF/25V ... 8¢ 47uF/25V ... 9¢ 100uF/25V ... 10¢ 220uF/25V ... 12¢ 330uF/25V ... 19¢ 470uF/25V ... 23¢ Deal A7: 40 pcs total, (5pcs of each)...\$4.00	Ceramic Disc (All caps rated 50V)  270pF ... 7¢ 330pF ... 7¢ 470pF ... 7¢ .01uF ... 7¢ .01uF ... 7¢ .022uF ... 7¢ .04uF ... 9¢ 1uF ... 10¢ Deal R7: 40 pcs total, (5pcs of each)...\$2.50	DEAL W2...\$2.50  120 pcs total (20 pcs of each: 10, 47, 100, 470, 1k, 4.7k. All 1/4W 5%.
DEAL M3...\$5.00  7805 7812 7905 7912 12 pcs total (3pcs of each)	More Transistors  2N2222A ... 30¢ 2N4124 ... 11¢ 2N5401 ... 14¢ MPSH10 ... 13¢ 2N3055 ... 69¢	Crystals...99¢ea  3.5795MHz, 4.000MHz 11.0MHz, 11.0592MHz	1W Zener Diodes  1N4728A ... 3.3V ... 10¢ 1N4733A ... 5.1V ... 10¢ 1N4739A ... 9.1V ... 10¢ 1N4742A ... 12V ... 10¢ 1N4744A ... 15V ... 10¢ 1N4746A ... 18V ... 10¢ Deal Z5: 30 pcs total, (5pcs of ea.)...\$2.50	1A SCHOTTKY  1N5817 ... 1A/20V ... 22¢ 1N5818 ... 1A/30V ... 23¢ 1N5819 ... 1A/40V ... 24¢ Deal Y8: 9 pcs total, (3pcs of each)...\$2.00	Mono Caps...9¢ea  .01uF/50V .047uF/50V .022uF/50V .1uF/50V Deal B5: 40 pcs total, (10pcs of ea.)...\$2.50	DEAL W5...\$2.50  100 pcs total (20 pcs of each: 10K, 47K, 100K, 470K, 1M. All 1/4W 5%.
DEAL J1...\$3.50  78L05 78L12 10 pcs total (5pcs of each)	More Transistors  TIP31C ... 55¢ TIP32C ... 55¢ TIP117 ... 55¢ TIP120 ... 80¢ TIP125 ... 85¢	CHEAP STUFF  TO-220 heat sink ... 29¢ Mini push-button ... 29¢ 30W solder iron ... \$3.95 6ft printer cable ... \$3.95 6ft VGA cable ... \$3.95 3-b serial mouse ... \$2.50	Germanium Diodes  1N34A ... 15¢ 1N60 ... 15¢ 1N270 ... 30¢ Deal G5: 18 pcs total, (6pcs of ea.)...\$2.50	3A SCHOTTKY  1N5820 ... 3A/20V ... 32¢ 1N5821 ... 3A/30V ... 38¢ 1N5822 ... 3A/40V ... 39¢ Deal Y9: 9 pcs total, (3pcs of each)...\$3.00	Tantalum Caps  1uF/35V ... 18¢ 2.2uF/35V ... 22¢ 10uF/35V ... 49¢ Deal T8: 15 pcs total, (5pcs of each)...\$3.50	DEAL X8...\$3.00  400V BRIDGES 1Amp 4Amp DF04M ... DIP ... 40¢ W04M ... Round ... 35¢ KBL04 ... In-line ... 89¢ Deal X8: 6pcs total, (2pcs of each)...\$3.00
5mm (T1 3/4) Diffused LEDs  Red ... 8¢ Green ... 10¢ Yellow ... 12¢ Deal L3: 30 pcs total, (10pcs of ea.)...\$2.50	3mm (T1) Diff. LEDs  Red ... 8¢ Green ... 10¢ Yellow ... 12¢ Deal L8: 30 pcs total, (10pcs of ea.)...\$2.50					SOLDER ROLL  SN63/37 .031" dia 1 Lb Roll \$7.80

\$10.00 minimum order. We accept VISA, MC, MO, Check, No-CODs. Please add \$5.00 for shipping & handling (foreign addresses: \$8.50). Florida addresses add your applicable county sales tax. Hours: Mon-Fri: 9AM to 5PM (EST). All new premium parts. Send for free Catalog.

CIRCLE 333 ON FREE INFORMATION CARD

New and Pre-Owned Test Equipment

Goldstar



Model OS-9100P → \$899.00

Full 100 MHz Bandwidth!

- Dual-Channel, High Sensitivity
- TV Synchronization Trigger
- Calibrated Delayed Sweep
- Includes Two Probes, 2 Year Warranty

FREE SHIPPING!

ON GOLDSTAR EQUIPMENT
ANYWHERE IN THE U.S.
Excluding AK & HI

BK PRECISION
MAXTEC INTERNATIONAL CORP. Model 4040 \$499.00
20 MHz Sweep/Function Generator

- 0.2 Hz to 20 MHz, 5 digit LED Display
- AM & FM Internal or External Modulation
- Sine, Square, Triangle, TTL, CMOS Outputs
- Burst Operation
- External 30 MHz Frequency Counter

NEW!

Pre-Owned Oscilloscope Specials

B + K Precision 1476 10 MHz \$229.00
Great Starter Scope!

Tektronix 465	100 MHz	\$599.00
Tektronix 465B	100 MHz	\$699.00
Tektronix 475	200 MHz	\$799.00
Tektronix 475A	250 MHz	\$899.00

- The Industry Standard of Oscilloscopes
- Dual Channel, Calibrated Delayed Sweep
- Professionally Refurbished
- Aligned & Calibrated to Original Specifications
- 6 Month Warranty - The Longest Available!

LOWEST PRICES EVER!

NEW FLUKE MULTIMETERS & TEKTRONIX OSCILLOSCOPES

The Industry Standard in Multimeters

NEW!

Model 79 II ..\$172.00

Model 87 ..\$285.00

TEKTRONIX TDS SERIES
ON SALE!

Test Equipment Depot

A FOTRONIC CORPORATION COMPANY

P.O. BOX 708 Medford, MA 02155

(617) 665-1400 • FAX (617) 665-0780

1-800-996-3837



TOLL FREE 1-800-99-METER

CIRCLE 318 ON FREE INFORMATION CARD

ALL ELECTRONICS

C O R P O R A T I O N

QUALITY PARTS

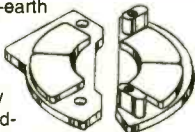
FAST SHIPPING

DISCOUNT PRICING

CALL, WRITE, FAX
or E-MAIL For A
Free 64 Page
CATALOG.
Outside the U.S.A.
send \$2.00 postage.

POWERFUL NEODYMIUM MAGNET ASSEMBLY

Four neodymium, rare-earth magnets mounted on two metal plates separated by 0.35" spacers. Probably originally part of a computer hard-drive assembly. Magnets are trapezoidal in shape, approximately 0.7" on two sides, 0.55" and 0.9" on the other two sides and 0.115" thick. Quite powerful for their size.



CAT# MAG-20 **\$3.50** each

POLYMER DOME TWEETER

Infinity SL
3.7" diameter polymer face plate.
8 ohm impedance. No specs available. Made for Infinity speaker systems.



CAT # SK-5 **\$3.50** each

STEREO 3.5 MM EXTENSION CABLE



6' shielded cable with stereo 3.5 mm mini-phone plug one end, 3.5 mm jack on other end.

\$1.25 each
CAT# CB-357
10 for \$10.00

(USED) "HI-8" VIDEO CASSETTE

SONY Hi-8
Top quality, metal particle 120 minute video cassettes. Used for a short time, then bulk-erased. Each cassette has its own plastic storage box. Satisfaction Guaranteed.



\$3.00 each
CAT # VCU-8

10 for \$28.00 • 100 for \$250.00

CARRYING CASE

HARD SHELL TRANSIT CASE

(USED)

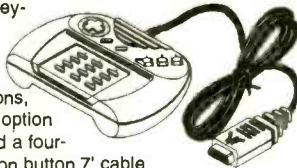


Heavy-duty, impact resistant plastic transit case with aluminum hinges and trim and metal clasps. Black crinkle exterior and black carrying handle. These cases were used slightly for moving medical equipment. They are in excellent condition. Exterior dimensions: 18.5" x 14" x 7.5".

CAT# CSE-9 **\$19.50** each

ATARI "JAGUAR" CONTROLLER/KEYPAD

Cool-looking game controller for the Atari Jaguar system. Ergonomically designed black box has 12 button keypad (0-9, * and #), separate A,B,C buttons, pause and option buttons and a four-way direction button. 7' cable terminated with hi-density DB-15 connector. 6.5" X 5" X 1.65"



\$2.50 each
10 for \$20.00

CAT # EX-18

SPECIAL PRICE BI-COLOR LED



RED/ GREEN diffused.
T 1 3/4 (5mm) Three Legs
Center cathode.
CAT# LED-63

35¢ each

100 for \$29.00 • 1000 for \$250.00

SPECIAL PRICE! TWIST ON F-56 CONNECTOR

We recently made a large purchase of this twist-on co-ax connector for RG-6 cable. Special pricing while the supply lasts.



100 for \$15.00
500 for \$50.00
1000 for \$70.00

CAT #FTO-56R

THERMOELECTRIC COOLER PELTIER JUNCTIONS



These incredible miniature solid state heat pumps raise or lower temperature in a small area almost instantly. Utilizing the Peltier effect these modules perform the same cooling or heating functions as freon based refrigerators but they do it with no moving parts, and are very reliable. Current applied to the device will produce heat on one side and cold on the other side, up to 68° C difference between the two sides. Modules can be mounted in parallel to increase the heat transfer effect or can be stacked to achieve high differential temperatures. 127 thermocouples per device. Operates on 3-12 Vdc. Requires a heatsink to prevent overheating.

1.18" (30 mm) square
X 0.15" (3.8 mm) thick.
\$17.00 each
CAT# PJT-1
5 for \$75.00

1.57" (40 mm) square
X 0.15" (3.8 mm) thick.
\$26.00 each
CAT# PJT-2
5 for \$110.00

Quantity Pricing Available!

ORDER TOLL FREE

1-800-826-5432

MAIL ORDERS TO:
ALL ELECTRONICS CORP.
P.O. BOX 567
VAN NUYS, CA 91408-0567

FAX (818) 781-2653 • INFO (818) 904-0524
INTERNET <http://www.allcorp.com/>
E-MAIL allcorp@allcorp.com

NO MINIMUM ORDER • All Orders Can Be Charged to Visa, Mastercard, American Express or Discover • Checks and Money Orders Accepted by Mail • Orders Delivered in the State of California must include California State Sales Tax • NO C.O.D. • Shipping and Handling \$5.00 for the 48 Continental United States - ALL OTHERS including Alaska, Hawaii, P.R. and Canada Must Pay Full Shipping • Quantities Limited • Prices Subject to change without notice.

MANUFACTURERS - We Purchase EXCESS INVENTORIES... Call, Write, E-MAIL or Fax YOUR LIST.

CIRCLE 214 ON FREE INFORMATION CARD

www.americanradiohistory.com

Robot Kits

- ✓ *Academic-Level Books*
- ✓ *Build it Yourself*
- ✓ *Action Packed*

You do ALL electronic & mechanical assembly using well-illustrated Instruction Books with assembly, experiments and testing. Each model applies different electronic & robotic principles.

606A "Scrambler" All Terrain

Robot This 6-legged Robot walks over rough terrain. High-tech infrared beam senses and avoids objects in its path. 32 page Book.

~~\$39.95~~
\$35.95



603A "Copycat" Programmable

Robot Program direction, light and sound using detachable keypad (included) or optional PC. Learn digital logic basics. 44 page Book.

\$57.35

602A "Blinky" Pathfinder

Robot Follows path made with a marker pen or tape. Red/green LEDs react to steering changes, adding fun and interest. 28 page Book. Infrared emitter/detectors.

\$36.95

601A "Scooter" Sound Control-

ed Robot Backs up, changes direction, goes forward when it hears loud noise or hits an object. Florescent red. 24 page Book. Fast-paced excitement!

~~\$18.95~~
\$16.95

Technical Books - Graymark carries a selection of technical books, including Robot Books. **Dependable Products** - Since 1963, Graymark's ONLY business has been educational electronic kits. We do one thing and we do it right.

ORDER TODAY! Phone: VISA/MasterCard/Discover/AMEX
Mail: Check/Money Order, Credit Cards
Add: \$4.00 Shipping

CALL FOR FREE
44 PAGE CATALOG

Graymark®


Box 2015 • Tustin, CA 92781

<http://www.labvolt.com>

CIRCLE 309 ON FREE INFORMATION CARD


800-854-7393

Miniature Transmitters and Receivers




Small, Attractive, High End Quality, 2 Channel 318 MHz Transmitter
59,049 Settable Codes, 120'-300' Range, 1-1/4" x 2" x 9/16", Assembled

		Qty	1	5	10
RF300T	150' Range Transmitter		24.95	19.95	15.95
RF300XT	300' Range Transmitter		29.95	24.95	19.95



Small, High End Quality, 2 Channel Receiver for the RF300 Transmitters
1-1/4" x 3-3/4" x 9/16" PCB w/ .1" spaced pads for standard connectors
Input: 8-24 vdc Output: Gated CMOS Momentary and Latching Lines

		Qty	1	5	10
RF300R	Receiver, Fully Assembled		24.95	20.95	16.95
RF300RK	Receiver, Complete Parts Kit		19.95	15.95	12.95
RF300PA	Pre-Amplifier. Doubles Range		14.95	11.95	9.95



Small, Economical, Single Channel Transmitter and Receiver Set
Set Code, 60' Range, 1-7/8"x2-3/8"x7/16" (T), 2"x2-3/4"x9/16" (R)
Receiver Input: 5 vdc Output: Gated TTL Momentary Line

		Qty	1	5	10
RF60	Transmitter and Receiver Set		24.95	19.95	14.95

Add \$ 4 shipping for first item + \$ 1 for each additional item. Ca. residents add 8.25% tax
Visa, Mastercard, Money Orders Personal Checks and Cash C.O.D.s

Visitect Inc. P.O. Box 14156 Fremont, CA. 94539 (510) 651-1425 Fax (510) 651-8454

ATTENTION DEALERS

BUY DIRECT FROM THE WHOLESALER

GET THE BEST PRICES AND SERVICE

ALL UNITS ARE IN STOCK FOR IMMEDIATE SHIPMENT

ADD-ONS

	QTY 5	QTY 10	QTY 20	QTY 50+
STEALTH-1000-P	\$55	\$48	\$45	CALL
TVT-3 GOLD	\$48	\$41	\$38	CALL
TNT-3	\$52	\$45	\$42	CALL
STEALTH 80 - P	\$61	\$54	\$49	CALL
M-80	\$70	\$64	\$58	CALL
PIO+	\$75	\$68	\$58	CALL

NEW CONVERTERS

CENTURY CT-3000	\$68	\$64	\$60	CALL
SA - 8511	\$75	\$70	\$65	CALL

NOVAVISIONS

NV-5600	\$205	\$195	\$185	CALL
NV-5700	\$195	\$185	\$175	CALL
NV-5800	\$195	\$185	\$175	CALL
NV-5750	\$305	\$295	\$285	CALL

BOSS COMBOS

BOSS 1	\$210	\$195	\$185	CALL
BOSS 2	\$210	\$195	\$185	CALL
BOSS 3	\$210	\$195	\$185	CALL

ZENITHS

ST-1600	\$210	\$195	\$185	CALL
---------	-------	-------	-------	------

REFURBISHED CONVERTERS

REGAL • SA • PANASONIC

CALL FOR THIS MONTH'S SPECIALS

1-800-800-0766


KIMTRONICS INC

30 day money back guarantee. All shipping and handling at customers expense. Anyone implying theft of cable service will be denied sale. NO FLORIDA SALES.

WE WILL MEET OR BEAT ALL COMPETITOR'S PRICES IN THIS MAGAZINE

Discover DC Electronics

17-Module Course -- Only \$49.95



Contains everything you ever needed to know about DC electronics. Whether you are a professional working in electronics and you want a review of the basics, or a student or hobbyist new to this field and need a good self-paced course, this is the perfect way to get started.

The course starts with basics and assumes you know nothing about electronics. It teaches the required math, how to use a scientific calculator, and the metric notation system. Each module has been written by an electronics instructor, and will directly from a floppy or from a menu-driven system on your hard drive. Every module includes a review, summary, quiz, and a final exam that can be printed out. Important points are animated to make the explanation clear.

System requirements: IBM Compatible, 512K RAM, VGA Color, Hard Drive and DOS 3.2 or newer.



Here are the Modules

- | | |
|-------------------------------------------------------------|-----------------------------------------|
| 1. Atoms and Electrons | 10. Series / Parallel Circuits |
| 2. Volts / Current / Resistance | 11. Voltage Dividers |
| 3. Numbers greater than one
Scientific - metric notation | 12. Kirchoff's Law |
| 4. Numbers less than one
Scientific - metric notation | 13. Advanced DC Circuit
Analysis |
| 5. Resistor Color Codes | 14. Capacitors / RC Time
Constants |
| 6. Using Calculators | 15. Introduction to Magnetism |
| 7. Ohms Law and Power | 16. Inductors and L/R Time
Constants |
| 8. Series Circuits | 17. Volt/Ohm/Current Meters |
| 9. Parallel Circuits | |

Clagck Inc. P.O. Box 4099, Farmingdale, NY 11735

Send me my course, today! Charge me the special introductory price!

Name _____ \$49.95 + \$4.95 shipping

Address _____

Address _____

City _____ State _____

Zip _____

Payment Enclosed \$ _____

Check Money Order Credit Card

New York residents add local sales taxes. Canadians add \$6 per order. Credit card orders by phone or fax. Automated

telephone orders 516-293-3751. Fax 516-293-3115.

Allow 4 to 6 weeks for delivery.

Credit Card Info

MC Visa

Card # _____

Exp Date _____

Signature _____

Cable TV Descramblers

Converters * Filters * Accessories

30 day Free Trial - NO RISK!
Unbeatable wholesale prices!
Affordable extended warranty
1 Year Warranty on all products

Free
Catalog



Call the cable professionals!

Credit Cards Welcome!

1-800-379-3976



Prices starting
as low as \$99!

The Electronic Experimenter's Journal

K's part catalog, part magazine and part data book with kits, parts, plans, articles, and application notes.

Call for your **FREE**
copy today



Debc Electronics
4025 Edwards Rd.
Cincinnati, OH 45209

1 800 423-4499

CABLE TV CONVERTERS

Equipment & Accessories
Wholesalers Welcome

Call C&D ELECTRONICS
1-800-310-1153 M-F 10a-8p

BUGGED??

SAVES DROPPING is unbelievably widespread! Electronic Devices with amazing capabilities can be monitoring your telephone and room conversations RIGHT NOW! Are you sure you're safe? **FREE CATALOG** tells you fast! Includes Free Bonus details on fantastic opportunities now open in Counter-Surveillance field. Exciting, immensely interesting and EXTREMELY profitable (up to \$250/hr) full/part-time income. Call Now! **1-800-732-5000**



MULTI FREQUENCY CUBES!

WIRELESS CABLE BOX TESTER

EXTERNAL AND INTERNAL MULTI-FREQUENCY
WORKS ON ALL MODELS: J****, SA, PIONEER,
ALSO FOR CFT 2200!

WORKS EVERYWHERE.

AUTOMATIC FREQUENCY FINDER!

60 DAYS WARRANTY

QUANTITY DISCOUNT AVAILABLE

DEALERS WELCOME!

PH: 718-575-1474 718-768-4963

Fax: 718-369-3989

E MAIL: 104170.3043@COMPUSERVE.COM

AMEX MO & COD

Pocket cube is a test generator only

There's a life
to be saved right now.

Please give blood.

Call 1-800 GIVE LIFE



American Red Cross

Whaddya Say To
A Guy Who's Had
The Same Job
For 50 Years,
Has Never Called
In Sick Or
Showed Up Late,
Never Taken A
Vacation Or A
Holiday, Never
Asked For A
Raise Or Griped
About His Bonus
And, Believe It Or
Not, Has No
Plans For
Retirement?



Thanks.

Remember - only you can prevent forest fires.

MEMBRANE SWITCH KITS!

FLAT PANEL KEYPADS
ASSEMBLE IN
MINUTES WITH YOUR
LEGEND

AVAILABLE IN 4, 12,
16, 24 & 40 KEY TYPES



DSK-4
\$9.89

DSK-12
\$14.29

INDUSTRIAL TYPES
AVAILABLE

MORE THAN 30 LAYOUTS
TO FIT MOST
APPLICATIONS

CALL FOR FREE
BROCHURE

SIL-WALKER

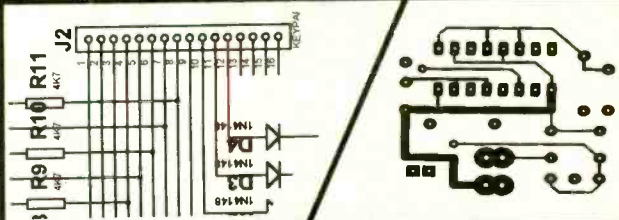
880 CALLE PLANO,
UNIT N
CAMARILLO, CA
93012

PHONE: (805) 389-8100

FAX: (805) 484-3311

VISA / MASTERCARD

EASY TO USE CAD



Now in
Both DOS and Windows

CADPAK DOS - \$159, **WINDOWS** - \$199
Ideal for New Users, Hobbyists, & Small
Businesses! Provides everything for PCB
Layout & Schematic Drawing.

PROTEUS Starts at \$425
Most Powerful on the market
* Schematic Capture * Circuit Simulation
* PCB Layout with Rip-Up & Retry Routing

R4 SYSTEMS INC.

1100 GORHAM ST. Suite 11B-332
Newmarket Ontario, Canada L3Y 7V1

905 898-0665 FAX 905 898-0683

FREE DEMO
WRITE OR CALL
TODAY

Download Demo - <http://www.r4systems.on.ca>
Internet email info@r4systems.on.ca

Trees Make a World of Difference™

Find out how trees can make a world of difference for you, and your neighborhood. For your free brochure write: Trees For America, The National Arbor Day Foundation, Nebraska City, NE 68410.

The National
Arbor Day Foundation

New Surveillance Devices!

Smoke Alarm and Table Clock Video Cameras
Ultra miniature video cameras hidden in smoke alarm or alarm clock - your choice. Wide field of view and super .1 lux low light sensitivity! Undetectable!

SC-600 High quality B/W with 420 lines of resolution for ultra sharp images. Direct output of video and audio. **\$219.95 ea.**

TC-70 High quality cassette deck plugs directly into telephone jack! Records up to 12 hours of conversations on a single cassette. Recording starts and stops automatically when phone is used! **Visa/MC (214)255-7490**

THR-12 12 hour Telephone Recorder. Recording starts and stops automatically when phone is used! **Visa/MC (214)255-7490**

Recorder Free shipping! Check/Money orders also accepted. **Seymour-Radix Inc. Box 166055-N Irving, TX 75016**

Now you can visit us on the internet at: <http://www.wty.net/home/sr/>

EASY PIC'n MICROCONTROLLER BOOK

How to get started using PIC16CXX microcontrollers


- Programming techniques
- Instruction set
- Addressing modes
- Bit manipulation
- Subroutines
- Sequencing
- Lookup tables
- Interrupts

- Using a text editor - source code
- Using an assembler
- Timing and counting
- Interfacing - I/O conversion
- Lots of examples

PIC is a trademark of Microchip Technology Inc.
\$29.95 + \$3 mail in US VISA, MC, MO, Check
CA residents please add 7.25% CA sales tax

SQUARE 1 ELECTRONICS

P.O. Box 501, Kelseyville, CA 95451
Voice (707) 279-8881 FAX (707) 279-8883
<http://www.zapcom.net/~squareone>



Strange Books!

Unusual, detailed how-to books, manuals, references, old & new, for experimenters, builders, and mad scientists on high voltage, Tesla, crystal sets, very early radio and television, vacuum tube gear, plastics, chemistry, lasers, more! Repair cameras! Make neon signs! Make whiskey! Hydrogen fuel! A solar cell! A windmill! Electric bicycle! More! Highest quality! Guaranteed! Big illustrated catalog! Write!

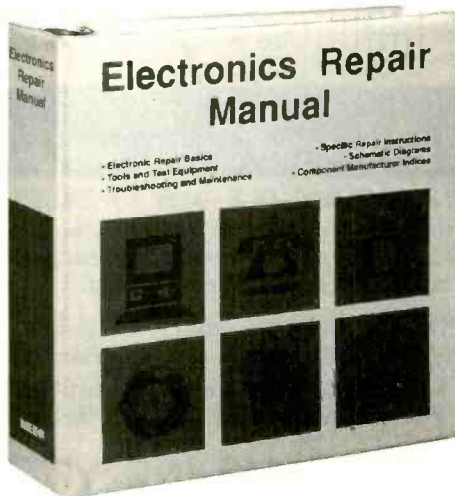
Lindsay's Technical Books

PO Box 538-EBC, Bradley IL 60915
fax:815/935-5477 lindsay@keynet.net

Prototype it FAST!
with Protoboard 8051 or Z1
Fully assembled 8051 or Z1 80C
4.8 x 8 inch board w/ large protos area
Supports up to 20K EPROMs - 20K RAM
Chips InPlace - 8 volt operation
Quiescent EPROM w/ issues and more
Full docs w/ schematic - no royalties

Ready to Run... **\$99.00** ea.
Software Science 3760 Roundbottom Rd.
Cincinnati, Ohio 45244
CALL OR FAX TO ORDER! **1888 561-2060**

Fix It Yourself!



- Hands-on, detailed, troubleshooting instructions
- "How to" primer for test equipment: oscilloscopes, frequency counters, video analyzers, etc.
- Schematic diagrams
- Trouble analysis flowcharts
- Preventive maintenance techniques
- Safety precaution checklists
- Comprehensive replacement parts list
- Directory of manufacturers

It's easy, fast, and rewarding to repair it yourself with the Electronics Repair Manual!

Leading Manufacturers Represented...

- Emerson • Nintendo • RCA • Technics
- Hitachi • Panasonic • Sanyo • Toshiba
- IBM • Pioneer • Sharp • Zenith
- NEC • Quasar • Sony and others!

✓ Dozens of Fix-It-Yourself Projects for...

- | | |
|---------------------------------------------|------------------------------------------|
| <input type="checkbox"/> CD Players | <input type="checkbox"/> Amplifiers |
| <input type="checkbox"/> VCRs | <input type="checkbox"/> Car Radios |
| <input type="checkbox"/> Televisions | <input type="checkbox"/> Home Appliances |
| <input type="checkbox"/> Camcorders | <input type="checkbox"/> AM/FM Tuners |
| <input type="checkbox"/> Computer Equipment | <input type="checkbox"/> Thermostats |
| <input type="checkbox"/> Fax Machines | ...and more! |
| <input type="checkbox"/> Telephones | |

30-Day Free Trial!



Keep Your Skills Up-to-Date!

The Electronics Repair Manual and the Modern Manual Electronics Manual will be a valuable reference for years to come. Supplements, each containing over 125 pages, add new repair projects, valuable insights into new technologies, diagnostic and repair techniques, electronics projects, and more schematic diagrams into your manual. Just \$35 each for Electronics Repair and \$49.50 each for Modern Electronics plus shipping and handling. Supplements are sent 4-5 times a year and are fully guaranteed. Return any supplements you don't want within 30-days and owe nothing. Cancel anytime.

CIRCLE 311 ON FREE INFORMATION CARD

17" Sony Trinitron Monitor



This is our most popular item. In good condition, they meet new unit specs. Not a multisync, works fine with Macintosh, or on IBM with Photon video card Tuned, with cables for Mac **\$225.00**. With Photon video **\$375.00**. Basic monitor **\$175.00** 52 Lbs Shipping.


Dear Readers,

Ordering from V&M Surplus is easy. No minimum order, no hidden charges, most items postpaid. Your satisfaction guaranteed, or your money back. I am an avid collector, and right now I am looking for the following items: Norden Bombsight, M209 Converter (crypto-machine), K9 Ball Turret Sight. Cash or trade. *Franklin D. Tink CEO, CC&BW*

Vision and Motion Surplus
50 Main Street (Rear)
Ashland MA 01721


1-800-471-0747, 1-508-881-4900

Welch Allyn Bar Code Reader



Dreaming about using bar code? Here is your big chance. this late model bar code reader is the Welch Allyn Scanteam 3600. Uses standard product barcode, easy to use, requires only 5 VDC. With full technical manual, works with standard bar code software. **\$49.00** Postpaid. Unused.

Fascinating
 Corner Cube
 Prism



One of the most fascinating optical components, the corner cube directs light back to its source. Used by surveyors, planted on the moon by Apollo astronauts, these beautiful gemlike prisms are usually quite expensive. We have two types available:

1. 60 mm dia. 5 sec accuracy, surveyors type mounted 20mm offset.
2. Military assembly with corner truncated and electronic unit with IR filter, similar specs. If you know what these were used for, please tell me. Either type**\$49.00** Postpaid. Unused.

CIRCLE 322 ON FREE INFORMATION CARD

PROTOTYPES

Or large runs. PCBs, wave soldering, cabinets and other metal parts, silk screen printing, plastic injection, xformer/coil winding, etc. Assembly, wiring. Very low prices! Twin plant in Mexico. We ship to your door. **V&V. PH. (713) 537-7518 Fax. 011 (525) 361-5996.**

Since 1965, we've worked to make sure all children have the opportunity to learn valuable lessons during the years when it's easiest for them to learn. To find out how you can help, call your local Head Start.



Nurture the future
 BE A HEAD START VOLUNTEER



Weeder Technologies

Add \$4
 Ship/Hand
 US & Canada

FREE CATALOG!



Pro-Kit™

PO Box 421, Batavia, OH 45103

weedtech@iglou.com

513-752-0279

Home Automation

Connects between a TW523 and an RS-232 serial port. Use your PC/Mac to receive and transmit all X-10 commands. Create your own program to control your home automation system, turning on/off any device plugged into an electrical outlet with response to time/date, other X-10 transmissions or any other computer input stimuli. **\$38.50**

Caller ID / RS-232

Connects between a telephone wall jack and an RS-232 serial port. Decodes the caller ID data sent over the phone line and sends it to your PC/Mac, in a pre-formatted ASCII character string. Create your own program to log the name, number, date, and time of all incoming calls. Block out unwanted callers to your BBS/modem. **\$34.50**

Telephone Call Restrictor

Connects to telephone wall jack. Disables all phones on the line if attempting to either: dial a number that has been stored in memory 'Block' mode or, dial a number that has not been stored in memory 'Allow' mode. Use touch-tone phone to enter telephone numbers into memory, and choose mode. Program from any phone on the line using your password. **\$35.00**

50 MHz Frequency Counter

Reads frequency from 1Hz to 50MHz and displays up to 7 digits on a 16x1 character LCD display. Auto-range feature provides floating decimal point and automatic placement of suffix (Hz, KHz, or MHz). Microcontroller based provides for very small parts count, only 2" x 3" big. **\$48.50**

Telephone Scrambler

Scrambles your voice before sending it over the telephone line. Prevent eavesdropping from an extension or tap. Connects between your telephone and wall jack. No modifications are required to your telephone. Full duplex operation. **\$43.00**

IR Remote Control Receiver

Learns and records the data patterns emitted by standard infrared remote controls used by TVs, VCRs, Stereos, etc. Lets you control all your electronic projects with your TV remote. Seven individual I/O pins can be assigned to any button on your remote, and can be configured for either 'toggle' or 'momentary' action. **\$32.00**


RS-232 Digital I/O

Give your home-brewed PC/Mac programs a link to the outside world! 12 I/O pins can be configured individually for input or output. Turn on/off relays, triacs, etc. Respond to button presses, switch changes, 4x4 matrix decoding with auto-debounce. Stack up to 18 units on the same serial port for a total of 192 I/O points. **\$32.00**

DTMF Decoder/Logger

Keep track of all numbers dialed or entered from any phone on your line. Connects to your telephone wall jack. Decodes all 18 touch-tones and displays them on an LCD display. Holds the last 240 digits in a non-volatile memory. Scroll through and view all telephone numbers dialed, credit card numbers entered, etc. **\$54.50**

AUDIO DISTORTION ANALYZER



HEWLETT-PACKARD 331A ANALYZER measures total distortion 0.1% to 100% of full scale in 7 ranges over 5 Hz to 600 KHz. Fundamental rejection >80 DB. Voltmeter indicates 300 uv to 300 V rms in 13 ranges, 10 DB per range. Requires 115/230 VAC; 16.8x5x15.3, 24 lbs sh.

USED-CHECKED with manual \$350 \$215

FIBERGLASS CASE

CY-7542/PRC-104 TRANSIT CASE designed to protect military radio in foam insert but is good size for other storage uses when insert is cut out. Measures 15.3"Hx22"Wx14.5"D with hasp fasteners, side handles, and pressure release button. 30 lbs sh. UNUSED \$35.00



TA-838/PT FIELD PHONE



MILITARY TELEPHONE has push-button numeric tone pad and is designed for 2- or 4-wire communications; replaces old EE-8 and TA-43/312 field phones. Ringing signal possible only in 4-wire hook-up. TA-838 can also be operated over standard telephone lines. Rugged thermoplastic construction; requires four C-cell batteries. 6.9.8x5, 8 lbs. sh

USED-CHECKED \$85.00
Operators Manual \$10.00

JAN-BOXED ELECTRON TUBES

2A3 Penta-USA (but looks Chinese-made)	\$14.00	4CX300A/8167 Elmac	\$65.00
2K25 Raytheon blue	\$40.00	6B4GA Sylvania	\$17.50
4D32 Raytheon	\$35.00	5691 Richardson	\$6.50
1625 National-Union	\$4.50	5814A ECG = 12AU7	\$3.25
5751 ECG	\$3.50	7025 GE = 12AX7A	\$7.50
5998A Sylvania	\$9.95		
6146W GE	\$19.95 ea; 10 for \$175.00		
6922 ECG = 6DJ8	\$3.50 ea; 10 for \$28.00; 100 / \$200.00		
7360 ECG	\$15.00		
8552 ECG, 12V Version 6146	\$12.00		
7581A ECG, 35 W version of 6L6GC	\$17.50 ea; 10/\$150.00		

Prices F.O.B. Lima, O. • VISA, MASTERCARD Accepted.

Allow for Shipping • Write for latest Catalog

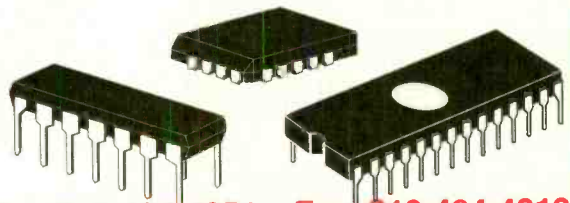
Address Dept. ES • Phone 419/227-6573 • Fax 419/227-1313

FAIR RADIO SALES

1016 E. EUREKA • Box 1105 • LIMA, OHIO • 45802

ACTIVE MICRO We Want Your Excess Inventory

- INTEGRATED CIRCUITS
- MEMORY (NEW OR USED)
- EPROMS (NEW OR USED)
- CIRCUIT BOARDS
- DIODES
- TRANSISTORS
- LED'S




Tel 310-494-4851 Fax 310-494-4913
1891 Obispo Ave Signal Hill, CA 90804

LASERS

Pen & Pointer in One

- Four Times Brighter
- Mont Blanc™ Style Pen
- One Year Warranty



\$57.00

This laser pointer functions as a fine writing instrument and laser pointer all in one. The push-button activated 650nm laser in this pointer appears four times brighter than standard laser pointers. Output power: 3.5 to 4.5 milliwatts. Includes batteries and gift box.

Cat. #: LPPEN EXCEPTIONAL PRICE!!! \$57.00

FREE CATALOG

- Helium-Neon
- Argon
- Semiconductor
- Ruby
- Scanners
- Lightshow Equipment

30 Day Satisfaction Guarantee.



Midwest Laser Products

Email: mip@mlnx.com

P.O. Box 262, Frankfort, IL 60423


http://www.midwest-laser.com

Phone: (815) 464-0085 FAX: (815) 464-0767


Please include \$7.50 S&H within US. IL res. add 7.75% sales tax. VISA / MC Accepted

MICRO SIZE CCD VIDEO CAMERAS

- Wireless Models Available.
- Color Board Cameras
- "Y"/"C" SVHS signal.
- Models to 600 Line Res.
- 9V Battery Operation.
- Monitor in Darkness with IR Option.
- Can be plugged into any VCR or Monitor.
- Stealth/Covert Cameras.
- Low LUX/Low Noise.
- Low Power Consumption.
- Standard NTSC Output.
- Options: Lenses/Wireless/Fiber Optics & More.




MB-750U (1.25" sq.)



MB-750UX (1.5" sq.)

Visit Polaris Ind. Web Site at:
<http://www.polarisusa.com>



MB-750P (1.25" sq.)

Polaris Industries
1-800-752-3571

New Literature Available for All Models.

Same Day Shipping from Stock.



470 Armour Drive NE • Atlanta GA 30324 • Tech Info: 404-872-0722 • FAX 404-872-1038

CABLE TV DESCRAMBLERS



We Carry A Full Line Of Premium Converters And Descramblers Compatible With:

- Scientific Atlanta™ Systems
- Jerrold™ Systems
- Tocom™ Systems
- Zenith™ Systems
- Pioneer™ Systems

**SATISFACTION GUARANTEED
OR YOUR MONEY BACK!**
BEST PRICES FREE CATALOG

Please have the **MAKE & MODEL** # of your full premium service cable box ready when you call!

ALLSTAR ELECTRONICS

800-782-7214

HOURS: 9-6 M-F 10-3 Sat EST

It is not the intent of Allstar Electronics to defraud any pay TV operator. Anyone implying theft of service will be denied assistance. All brand names are registered trademarks of their respective owners & are used for reference only. 110-64 Queens Blvd., #465, Forest Hills, NY 11375. NO NYS SALES!

NEW!

PIC microcontroller & Surveillance KITS.

Many kits use Surface Mount Technology. Among the kits are an ultra small wireless FM mic, and our new phone transmitter SLeach™.

PIC kits include security products such as secure remote keyless entry. SMT kits include our exclusive surface mount soldering guide.

Many kits under \$20. Call for a catalog of available kits. All kits are designed and manufactured by IEC.

Pager Decoder Interface kit for PC Only \$19.95 + S&H

uses the popular PD shareware software available on our BBS.

Order 1-800-417-6689

Mon. - Fri. 9AM-5PM ET.
Visa, MC, Money Orders
IEC, P O Box 52347, Knoxville, TN
37950-2347

Sorry, no refund for used kits.

Do not use these devices without authorization from your local officials.
Prices subject to change.

Returns are subject to a restocking fee.

©1997 IEC



EZ-EP DEVICE PROGRAMMER - \$169.95

Fast - Programs 27C010 in 23 seconds.

Portable - Connects to PC Parallel Port.

Versatile - Programs 2716-080 plus EE and Flash (28F,29C) to 32 pins.

Inexpensive - Best for less than \$200

- Correct implementation of manufacturer algorithms for fast, reliable programming.
- Easy to use menu based software has binary editor, read, verify, copy, etc. Free updates via bbs or web page.
- Full over current detection on all device power supplies protects against bad chips and reverse insertion.
- Broad support for additional devices using adapters.

Adapters Available

EP-51 (8751,C51)	\$39.95
EP-11 (68HC11 E/A)	\$59.95
EP-PIC (16C5x,61,62x,71,84)	\$49.95
EP-PIC64 (16C62,63,64,65,73,74)	\$39.95
EP-PEEL (ICT 22V10, 20G10, 18V8)	\$59.95
EP-SEE (93x, 24x, 85x)	\$34.95
EP-16 (16bit 40 Pin EPROMs)	\$49.95
EP-49 (8742,48,49)	\$49.95
EP-750 (87C750,751,752)	\$59.95
EP-Z8 (Z86E03,04,05,06,07)	\$39.95
EP-65 (8755)	\$39.95
EP-51-PLCC (8751,C51)	\$59.95
EP-PIC-SOIC (16C5x,61,62x,71,84)	\$59.95
EP-PLCC (PLCC EPROMs)	\$49.95
EP-SOIC (SOIC EPROMs)	\$49.95
EP-LCC (LCC EPROMs)	\$49.95

M.L. Electronics

3526 Jasmine #4; Los Angeles, CA 90034
310/837-7818 Fax/BBS: 310/841-6050

http://www.ca.utsa.edu/~ed/cad-grades-gs3/aving/www/m2l.html
CA orders add 8.25% sales tax. Ground shipping - \$5.3 Day - \$7.2 Day \$10; Overnight \$17. COD \$4.75.

NEW!! Checker 12 E Monitor tester



COLOR BARS, GRAY SCALE & SWEEPS TO 64 K Hz!!!!!!

The "Checker 12" is an easy to operate, hand held, battery, or AC operated computer color monitor pattern generator. With its support of CGA(15.75kHz), EGA(22kHz), MACH(35kHz), and VGA modes 1,2,3 (31.5kHz), 800X600(35kHz), 1024X768 interlaced (35kHz), 1024X768 non-interlaced, & 1024X768NI with sync on Green (48kHz), ++ 2 NEW VGA MODES>>> 56 kHz x 70 Hz & 64 kHz x 70 Hz. With its' single mode switch, you know exactly what type of monitor you are testing. Its' front panel color pictures, show just what you should be seeing on the monitor under test. You can quickly tell if the monitor is a VGA, SVGA, or a SVGA/NI guessing. The "Checker 12" provides various test patterns for VGA monitors. X-hatch, for size and linearity and convergence set-up. White screen, for purity and CRT burn evaluation. Color bars and 8 step gray scale for color tracking and balance. There is also a single color mode that allows for single color channel operation.

Price: \$295.00 + \$5.00 S&H.

Includes battery, AC adapter, Mac adapter and 1 year warranty (upgrade your Checker 12 to a 12 E for \$49, call for details)

Please call about our other monitor test products, and offers, or visit our Webb site



Computer & Monitor Maintenance

6649 Peachtree Ind., Blvd., Suite N-1 • Norcross GA 30092
1-800-466-4411, 770-662-5633 (Voice), 770-840-8814 (Fax)
We're on the WEBB at <http://www.computermonitor.com>

CIRCLE 331 ON FREE INFORMATION CARD

PIC Programmer Development Tools

JM-PICE \$245

- Programmer for PIC 16C5X, 16C6X, 16C7X, 16C84, and 17C4X in DIP packages.
- Assembler and Simulator.
- Emulates program memory, registers, and I/O for the PIC 16C5X.
- Instruction-level emulation for the PIC 16C71 and 16C84.
- Programmer only \$155, Complete package \$245. 15 day money-back guarantee.
- Adapters for emulating 16C6X and 16C7X will be available soon.

80C552 Development System

- 8051 core processor with 8 channel 10-bit A/D and PWM.
- 24 more I/O and RS-232 port.
- 32K ROM and 64K RAM.
- \$130 each SBC. High performance development system includes assembler, disassembler, real-time execution and debugging, monitor program, and examples (\$70 more).
- 80C31 Development System is also available.

ROMY-16 EPROM EMULATOR

Emulates ROM or RAM in 8- and 16-bit systems. \$195 (2716-27256) or \$245 (2716-27010). Window/menu driven interface. 15 day money-back guarantee. Optional assembler, disassembler, and ROM debugger \$100 each CPU.

68HC11 Development System

- Eight channel 8-bit A/D converter.
- 32K ROM and 32K RAM.
- \$120 each SBC. 40x2 LCD \$20.
- Add \$70 for the real-time integrated development system.
- Microprocessor Simulator/Debugger and Custom design are available.

J&M Microtek, Inc.
83 Seaman Road, W Orange, NJ 07052
Tel: (201)325-1892 Fax: (201)736-4567

PC-Based 6MHz Sweep/Function Generator \$549

- Wide frequency range from 0.2Hz to 6 MHz
- Sine, square, triangular output waveforms plus sweep function
- 3 operating modes: sweep, gated burst and voltage control frequency
- Designed and made in USA

Turn your PC into a test station with :

Dual 100 MHz Universal Counter	\$399
60 MHz Digital Storage Scope	\$749
100 MHz Digital Storage Scope	\$999

TC INSTRUMENTS INC.®

Tel: (909) 622-2006
Fax: (909) 622-7778
http://www.tcinst.com



ABC ELECTRONICS 315 7TH AVE N. MPLS. MN. 55401 (612)332-2378 FAX (612)332-8481 30 DAY WARRANTY WE BUY TEST EQUIPMENT AND COMPONENTS.

TEK 7A13 DIFFERENTIAL COMPARATOR	\$150.00	TEK 7B15 1 GHZ DELAYING TIME BASE	\$250.00
TEK 7A16P PROG.200MHZ VERT AMPLIFIER	\$75.00	TEK 7B50A 150 MHZ TIME BASE	\$75.00
TEK 7A17 150 MHZ SINGLE TRACE AMPLIFIER	\$50.00	TEK 7B52 DUAL TIME BASE	\$75.00
TEK 7A18 75 MHZ DUAL TRACE AMPLIFIER	\$50.00	TEK 7B53 100 MHZ DUAL TIME BASE	\$75.00
TEK 7A19 600 MHZ SINGLE TRACE AMPLIFIER	\$150.00	TEK 7B70 200 MHZ TIME BASE	\$75.00
TEK 7A22 DIFFERENTIAL AMPLIFIER	\$200.00	TEK 7B71 DELAYING TIME BASE	\$75.00
TEK 7A24 400 MHZ DUAL TRACE AMPLIFIER	\$200.00	TEK 7B80 400 MHZ DELAYED TIME BASE	\$100.00
TEK 7A26 200 MHZ DUAL TRACE AMPLIFIER	\$75.00	TEK 7B85 400 MHZ DELAYED TIME BASE	\$125.00
TEK 7D11 DIGITAL DELAY UNIT	\$50.00	TEK 7B90P PROGRAMABLE TIME BASE	\$200.00
TEK 7D12 A/D CONVERTER MAINFRAME	\$50.00	TEK 7B92A 500 MHZ DELAYING TIME BASE	\$125.00
TEK 7D13 DIGITAL MULTIMETER	\$50.00	TEK AM502 DIFFERENTIAL AMPLIFIER	\$75.00
TEK 7M11 DUAL 50 OHM DELAY LINE	\$100.00	TEK MX5010 MULTIFUNC.INTERFACE EXTN.	\$200.00
TEK 7M13	\$50.00	TEK 7834 400 MHZ STORAGE MAIN FRAME	\$400.00
TEK 7S11 SAMPLING PLUG IN	\$200.00	TEK 7844 400 MHZ MAIN FRAME	\$400.00
TEK 7S12 GENERAL PURPOSE SAMPLER	\$350.00	TEK 7854 400 MHZ DIGITAL STORAGE FRAME	\$500.00
TEK 7S14 1 GHZ SAMPLING PLUG IN	\$350.00	TEK 7904 500 MHZ MAIN FRAME	\$250.00
TEK PS5010 PROG.TRIPLE POWER SUPPLY	\$250.00	TEK 7104 1GHZ FRAME WITH-	\$2750.00
TEK 485 350 MHZ PORTABLE SCOPE	\$600.00	(7A29,7A29,7B10,7B15)	
KEITHLEY 480 PICOAMMETER	\$300.00	TEK 2235 100MHZ OSCILLOSCOPE	\$650.00
LEADER LB0516 100MHZ OSCILLOSCOPE	\$300.00	TEK 2246 100MHZ OSCILLOSCOPE	\$1200.00
GENRAD 1657 RLC BRIDGE	\$750.00	GENRAD 1658 RLC BRIDGE	\$900.00
SENCOR LC53 CAP-IND. METER	\$400.00	TEK 608 MONITOR	\$650.00
FLUKE 8505A 6.5 DIGIT DMM	\$250.00	TEK 577 D11/177 CURVE TRACER	\$1500.00
TEK DAS9100 WITH PROBES	\$750.00	HP 1651 LOGIC ANALYZER	\$1200.00
TEK 7D20 PROGRAMABLE DIGITZER	\$500.00	TEK 2465 300MHZ OSCILLOSCOPE	\$2000.00

CABLE TV CONVERTERS

Equipment & Accessories
Wholesalers Welcome

Call C&D ELECTRONICS
1-800-310-1153 M-F 10a-8p



-SPY, INC.

ELECTRONIC SURVEILLANCE &
PRIVACY ASSURANCE DEVICES
Cell & Home Phone Scramblers, Covert Video
Cameras, State of the Art Electronic Devices
"YOU NEVER KNOW WHO'S WATCHING OR LISTENING"
For a Full Catalog Send \$5 Check or M.O. to:
I-SPY, Inc. PO Box 1707EN Amherst, NY 14226
or call (716) 874-1707

HOME AUTOMATION

World's Largest Selection!

**Widest Selection of
X-10 Devices Available**

Hundreds of hard-to-find automation, X-10 and wireless control products. Computer interfaces, software, development tools, lighting control, telephone systems, security systems, surveillance cameras, infra-red audio/video control, HVAC, pet care automation, wiring supplies, books and videos and much more!

**Packed with Pictures
& Diagrams**



HOME AUTOMATION SYSTEMS, Inc.

Questions: 714-708-0610 Fax: 714-708-0614
e-mail: catalog@smarthome.com
http://www.smarthome.com/smarthome

**Lowest Prices
Guaranteed!**

24 Hours **Call 800-SMART-HOME** 800-762-7846



Robotic Arm Kit \$180.00



Build your own Robotic Arm. The kit comes complete with all hardware, base enclosure, structural components, servos, servo controller kit, software and an illustrated assembly manual. Makes an excellent addition to a small mobile robot base. Great for teaching motion control.

S&H charges; USA \$7.50, international \$15.00 (surface) or \$25.00 (air mail). 10% off for 10 or more. IL residents add 6.25% to total.

Send check or money order to;
Technical Service & Solutions
104 Partridge Road
Peekin, IL 61554-1403 USA

We accept
Mastercard
and Visa

Tel: 309-382-1816
Fax: 309-382-1254
www.lynxmotion.com
jfrye@mtco.com

M/C & VISA
ACCEPTED

TEST EQUIPMENT SALES

P.O. BOX 986
LONDONDERRY, NH 03053

HP 8012B...PULSE GENERATOR...\$595
TEK FG504...FUNCTION GEN.....\$525
FLUKE 752A...REF. DIVIDER.....\$2695
DIO 2900...PROGRAMMER.....\$1895
AR 5014...HIPOT TESTER.....\$295
HP 8082A...PULSE GENERATOR...\$995
TEK 7104...1 GHz SCOPE M/F....\$1895
TEK 2215A...60 MHz SCOPE.....\$650
TEK 11A72...1 GHz PLUG-IN.....\$1495
TEK 576...CURVE TRACER.....\$2395
TEK 7S14...1 GHz SAMPLER.....\$595
TEK 475...200MHz SCOPE.....\$625
FLUKE 5100B...CALIBRATOR.....\$5295
TAS 112.NETWORK SIMULATOR.\$2995
TEK PG502...PULSE GEN.....\$550

HP 6205B...POWER SUPPLY.....\$250
KEI 224...CURRENT SOURCE.....\$995
TEK 465...100MHz SCOPE.....\$475
HP 6237B...POWER SUPPLY.....\$495
TEK DM5010...DMM P/I.....\$550
TEK SG503...SINE WAVE GEN....\$695
HP 6940B...MULTIPROGRAM...\$195
TEK11302A...500MHz SCOPE...\$2495
TEK PS5010...POWER SUPPLY...\$795
TEK 7L5...SPEC. ANALYZER....\$1295
TEK TR503...TRACKING GEN....\$995
TEK 2465...300MHz SCOPE.....\$2750
HP 3325A...SYNTH./FUNC. GEN.\$1995
MAR TF2091B...NOISE GEN.....\$495
TEK DC509...COUNTER/TIMER...\$450

FLUKE 5200A...AC CALIBRATOR...\$1895
TEK 2445...150MHz 4 CH. SCOPE...\$1750
KEI 619...ELECTROMETER.....\$995
WAV 801...PULSE GENERATOR...\$795
TEK DC5010...COUNTER P/I.....\$895
HP 8444A/059...TRACKING GEN....\$950
HP 3312A...FUNCTION GEN.....\$795
TEK 11A52...600MHz PLUG-IN...\$795
ROD-L M100AVS4...HIPOT TESTER..\$695
TEK 2252...100MHz PROG.SCOPE..\$2495
HP 8754A...NETWORK ANALYZER.\$2495
BMI 2400...POWER ANALYZER...\$1095
HP 3488A...CONTROL UNIT.....\$995
MAR TF2092C...NOISE RECEIVER...\$595
ROD-L M35...GROUND TESTER...\$1595

WE BUY
SURPLUS

**PHONE (800) 684-4651
FAX (603) 425-2945**

SATISFACTION
GUARANTEED

CONVERTERS & DESCRAMBLERS



TARGET ELECTRONICS

(800) 995-1749

We sell Test Chips!
MC, VISA, AF, C.O.D

**DEALERS
WELCOME!**

You can't beat a spectrum analyzer to locate undesired RF signals

Do you keep reading about low cost spectrum analyzers you can build? Probably not shown is your time required, the gain flatness, thermal stability, selectivity, spurious responses, screen linearity, ESD protection, allowable mains voltages, or the ease of use. Nor are the advantages of hi input impedance generally recognized. These differentiate between a toy and a very useable tool. Call for our 20 pg application notes on the **\$249 SPECTRUM PROBE®**

Completed adapter within a probe, no adjustments to operate -- with typical (± 2 dB) calibration curves. Complete schematic and layout in operators manual. Service available (if ever required) of our reliable products. Editors choice Radio Electronics, EE Product news, Modern Electronics (Forrest Mims). Circuit Cellar Ink (Jeff Bachiochi #61).
SMITH DESIGN 207 E. Prospect, N. Wales, PA 19454 (215)661-9107

CELLULAR PROGRAMMERS!

COPYCAT MOTOROLA CELLULAR PROGRAMMER:
program any Motorola Phone up to 951C. Complete Assembly: \$999

COPYCAT KIT ONLY (unassembled complete with instructions): \$750

ERICSON CLIP (program through the keypad): \$350

OKI 900 modified (up to 5 numbers programmed in): **CALL**

OKI CHIP only: \$75

Programming Cables Available for all Brands.

FOR DEALERS ONLY MASTER FILES available DISCOUNT FOR QUANTITIES.

PH: 718-768-4963 718-575-1474

E MAIL: 104170.3043@COMPUSERVE.COM

!!! BROADCAST FARTHER !!!

The model 1525 is a 75-110MHz RF amplifier that connects to mono or stereo FM transmitters and produces a powerful 15-20 watt signal which could broadcast up to 5 miles or more! Requires 75-250 mW drive.
Step by step plans complete with part source information and antenna designs **ONLY \$14 PLUS \$2 S&H NO C.O.D.'S**

Progressive Concepts
BOX 586 STREAMWOOD, IL 60107
(708)736-9822 FAX: (708)736-0353



CABLE T.V.

Buy Direct From the Wholesaler
We will match or beat any advertising
Save \$\$\$

• Tocom • Pioneer • Jerrold
• Zenith • Century • Panasonic
and more

1 Year Warranty 30 days money back
Quality Electronics 1-888-838-4444

INTERFACE TO YOUR PC KEYBOARD INPUT!

Our KE-18 Keyboard Encoder converts input from switches and keypads into PC compatible keyboard signals.

• Use with or without your own PC's keyboard
• Scans 9 x 9 matrix or 18 individual inputs
• PCXT, AT, PS/2 and Compatibles
• Looks like a Keyboard to your Computer

Hagstrom Electronics
2 Green Lantern Boulevard
Endicott, NY 13760 (607) 786-7523



TECHMART

Great buys on test equipment from industry leaders like Amel Biddle Bird Fluke Goldstar Hamming Optoblectronics Protek Ranisey Tektronix & Wilcon

DIGITAL MULTIMETERS		
MODEL	FEATURES	SALE
10	V, R, 4000 ct.	\$59
11	V, R, uF, 4000 ct.	68
12	V, R, uF, Min/Max, 4000 ct.	81
70 II	V, R, 3200 ct.	67
73 II	V, R, A, 3200 ct.	64
75 II, 21	V, R, mA, 3200 ct.	128
77 II, 23	V, R, mA, 3200 ct., Holster	153
79 II, 29	V, R, mA, LoR, Hz, uF, 4000 ct., Holster	175
76	RMS V, mA, R, LoR, uF, Hz, 4000 ct., Holster	169
83	V (.3% DC), R, uF, mA, Hz, Min/Max, rel., 4000 ct., Holster	199
85	V (.1% DC), R, uF, mA, Hz, Min/Max, rel., 4000 ct., Holster	230
87	RMS V, R, uF, mA, Hz, Min/Max, rel., 4000 ct., Holster	285
88	Automotive Meter	379
8060A	RMS V(.04% DC), R, LoR, mA dB, dBm, rel., Hz, S, 19,999 ct.	413
8062A	RMS, V(.05% DC), R, LoR, mA, rel., 19,999 ct.	350

All models and acc's. available. Call for quote.

506	RMS V(.3% DC), R, uF, mA, Hz, L, dBm, RS232 with cable, Windows™, DOS software.	\$171
505	Like 506 without RS232	149
D910F	V, mA, R, Hz, uF (to 1pf), nFE	94
D930A	"Shirt Pocker" DMM, V, mA, R	37

DM312	V, mA, R, uF, Hz, nFE, 1999 ct.	65
DM334	V, R, mA, Hz, auto, min/max	82
DM341	V, mA, R, Hz, uF, nFE, 19999 ct.	106
37	RMS V, R, mA, uF, Hz, 1999 ct.	97

Fluke 105

Tek THS720

Tek TDS220

Goldstar OS-9100P

Hamming HM1004

DIGITAL OSCILLOSCOPES		
MODEL	FEATURES	SALE
105B	ScopeMeter, 100MHz, 2 chan., AutoSet, DMM, Isolated RS232, Windows/DOS software, NiCd	\$2495
99B	ScopeMeter, 60MHz, 2 chan., AutoSet, DMM, Setup, screen, waveform mem's., sig. gen., component tester, NiCd	2095
98	Automotive ScopeMeter	2250
90B	Scopemeter, 60MHz, 2 chan., AutoSet, DMM, Setup, screen, waveform mem's., NiCad.	1695
92B	ScopeMeter, 60MHz, 2 chan., AutoSet, DMM, NiCad.	1440

ANALOG DIGITAL OSCILLOSCOPES		
MODEL	FEATURES	SALE
THS720	TekScope, 100MHz, 2 chan., 5mV/div, DMM, RS232, NiCd.	2095
TDS220	100MHz, 1GS/s, 2 chan., cursors LCD, Opt. RS232, 3.25 lbs.!	1650
TDS210	Like TDS220 except 60MHz	995

ANALOG OSCILLOSCOPES		
MODEL	FEATURES	SALE
OS3060	60MHz, 20MS/s, 2chan., RS232	\$1015
OS3020	20MHz, 20MS/s, 2chan., RS232	915
HM1007	100MHz, 40MS/s, 2ch., 1mV/div	1889
HM305	30MHz, 40MS/s, 2ch., 1mV/div	1138
HO79-5	RS232 / IEEE 1394, for above	355
P-2840	40MHz, 20MS/s, 2ch., 2 timebase	1440

ANALOG OSCILLOSCOPES		
MODEL	FEATURES	SALE
OS9100P	100MHz, 2ch., 2mV, delay swp.	\$699
OS9060D	60MHz, 2ch., 1mV, delay swp.	783
OS9020A	20MHz, 2ch., 1mV/div.	349
OS9020G	20MHz, 2ch.w/1MHz func gen.	487
HM1004	100MHz, 2ch, cursors, CRT R/O	1310

B & K 2620

Goldstar FC2130

Bird 43 w/opt case and acc's.

Bird 4304A

Fuke 40

SPECTRUM ANALYZERS		
MODEL	FEATURES	SALE
2615	0.1 to 500MHz, -100 to +13dBm 50kHz-50MHz/div, 4 digit freq / marker display. Low spurious	\$1595
2620	2615 w/tracking gen. -50,+1dBm	1886
2625	0.15 to 1.05GHz, -100,+13dBm, 100kHz-100MHz/div., 4 dig. freq. / marker display.	2395
2630	2625w/tracking gen.-100,+1dBm	2998

FREQ COUNTERS - COUNTER TIMERS		
MODEL	FEATURES	SALE
FC2015	Ctr./Tmr., 0.2Hz-150 MHz, 8 dgt.	\$212
FC2130	Ctr./Tmr., 0.2-1.3 GHz, 8 dgt., Hi-Z & 50 ohm inputs	245

BIRD WATTMETERS - ELEMENTS		
MODEL	FEATURES	SALE
43	THRULINE Wattmeter	\$250
5x-1000x	Elements (rd) for Model 43, 5W-1000W F/S, 25-1000 MHz	68
4304A	Vfideband Wattmeter, no elements rgd., 5 to 500W/F/S, 25-1000MHz	494

All Bird meters, elmts and load resistors avbl./Call.

SPECIALS! SPECIALS! SPECIALS!		
MODEL	FEATURES	SALE
93	ScopeMeter; 50MHz, 2 ch, NiCd	\$895
25	Fluke DMM; V, R, mA, Min/Spec!	161
27	Fluke DMM; V, R, mA, Min/Max, MillSpec (Shock, vibration/water)	215
8020B	Fluke; V(.1% DC) R, mA, 1999 ct	149
8021B	Fluke; V, R, mA, cond., 1999 ct.	125
610	Fluke LAN Cable Meter.	299
C87	ScopeMeter hard case	45
PV500	Fluke; Pressure / vacuum transdr.	280
40	Fluke Harmonics Analyzer	895

All models and accessories available. Call, fax, e-mail or write for quotations on items not listed here. Techmart, Inc., 4900 Gaudreau, Alpharetta, GA

CIRCLE 323 ON FREE INFORMATION CARD

SURVEILLANCE

The Latest High Tech Professional Electronic Devices

Our latest catalog offers a HUGE selection of surveillance, counter-surveillance/privacy devices: pinhole camera w/audio \$199⁰⁰, hidden video, electronic kits, telephone recording systems: 7-Hour \$125⁰⁰-16-Hour \$199⁰⁰ touch tone decoders, scanners, bug/phone tap detectors, voice disguisers, telephone scramblers, locksmithing tools, and more.

Catalog \$5.00

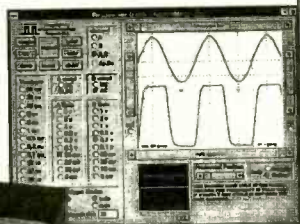
SPY OUTLET

PO Box 337, Buffalo NY 14226 (716) 691-3476/(716) 695-8660

TURN YOUR PC INTO A DIGITAL STORAGE OSCILLOSCOPE!

The PC-MultiScope by mission technology

Featured in May '96 Electronics Now!



above: actual scope screen on PC \$399+ S/H, Visa/MC/Check.

Dual channel, up to 20Ms/sec sampling, 2Mhz analog bandwidth, install thru PC parallel port, easy Windows interface, strip chart recdr/spectrum analyzer modes; ext. trig. +\$40; VB source code +\$99

AMAZE ELECTRONICS CO.

Tel: 800-996-2008 Fax: 408-996-0366
http://www.hooked.net/users/amaze
or email: amaze@hooked.net

Robot Explorer Newsletter

Nano-ants, flying robots, Martian explorers. Explore an entire universe of exciting robots. 8 information-packed issues for only \$14.95. Call now! MasterCard/Visa Accepted.

1-(800) GO-ROBOT or 1-(800)467-6268

BROADCAST TRANSMITTER

The FMS2 studio quality transmitter is FULLY crystal controlled and programmable to any FM broadcast frequency.

Unit features; ALC, 2:1 compressor, audio buffer / amplifier, pre-emphasis, roll off filter, stereo generator, digital PLL tuning, 75 MHz-125MHz bandwidth, 500mW power output and a special introductory price of only \$295.00 US.

SCHEMATICS FOR UNIT \$27 CATALOG 800-504-1178
FAX POLL INFO 416-243-1067 TEK LINE 416-243-2260

The world's largest electronic surplus company • Liquidators • Overstocks • Hobby items • Unique and hard-to-find parts • Large quantities • Bargains • Discounts • Flashy items • Liquidation • Overstocks • Unique and hard-to-find parts • Large quantities • Hobby items • Save! Save! Save!

If you are not getting this catalog you are missing out on some of the best deals in electronics today! We have thousands of items ranging from unique, hard-to-find parts to standard production components. Call, write, or fax today to start your free subscription to the most unique catalog in the industry, filled with super values on surplus electronic and hobbyist type items. If you have a friend who would like to receive our catalog, send us their name and address and we will gladly forward them a complementary 100 page catalog.



340 East First Street Fax Order Line
Dayton, Ohio 45402 1-800-344-6324

Order Toll-Free
1-800-344-4465

CIRCLE 251 ON FREE INFORMATION CARD

Toronto Surplus & Scientific Inc


608 Gordon Baker Rd. Willowdale,
Ontario Canada zip: M2H-3B4
TEL: (416) 490-8865



OFFICE: (905) 887-0007 FAX: (905) 887-0006

*****SHIPPING IS NOT INCLUDED IN THESE PRICES, PLEASE CALL FOR RATES*****


TEK 492A SPECTRUM ANALYZER



The Tektronix 492A presents a marked improvement over the 492 with built in signal processing and direct frequency entry via keypad. Freq. range is 50kHz - 21GHz with internal mixer (up to 325GHz external mixer). 100Hz resolution bandwidth with high sensitivity (typically -125dBm) and low phase noise with built in preselector. This unit is in like new condition...you won't believe it!!
Tektronix 492A - Price: \$11,850.00 Fully checked.
Tektronix 492 - Price: \$7,850.00 Fully checked.
Mixers 18-26.5GHz & 26.5-40GHz \$1,200.00/pair with purch. of above.

PACE DE-SOLDERING STATION

These temperature controlled stations offer a compact, self-contained rework




Price: \$245.00

station for professional component removal. No need to hack up any more boards. We also have some hot wire strippers (for teflon wire stripping) and an extensive stock of mil-spec. silver plated teflon wire.
Call for pricing!!!!



RACAL RECEIVER RA 6790/GM

This 500kHz-30MHz general coverage receiver's modes of operation are AM, FM, CW, U/LSB, with room for seven bandpass filters. LCD's display frequency and mode status as well as AF or RF levels. Tuning is via keypad entry or tuning knob.
Price: \$535.00 Not Checked (manual \$39.00)
Price: \$995.00 Fully Ch'ckd, repaired, manual inc.
Filters: \$65.00 ea. 400Hz, 1.2, 6.8, 16KHz available.




HEWLETT PACKARD 8568B SPECTRUM ANALYZER OPT-E96

This High Performance instrument features 3 Hz video bandwidth over the 1kHz - 1.5GHz frequency range. Automatic zoom, signal track, multiple store/recall are only a few of the very powerful functions you will find coupled with a high performance synthesized LO and built in freq counter.
Price: \$16,995.00 Fully Checked



HEWLETT PACKARD 8640B SIGNAL GENERATOR

This Industry Standard signal generator 500Khz-512Mhz features internal phase lock/synchronizer and digital freq. readout. +19 to -145 dBm output. AM, FM, Ext & Pulse mod.
Price: \$1,695.00 OPT 001 add \$100.00
OPT 003 add \$150.00



INDUSTRY STANDARD TEKTRONIX 491 SPECTRUM ANALYZER

Covers 10 Mhz - 40 Ghz. Solid state portable unit features internal phase lock, minimum sensitivity is -100dBm. A 12.4 Ghz mixer is included with each unit. External mixer kit & attenuators are available with purchase of each 491 for \$400.00 extra per set.
Price: \$1,200.00 ea. Fully checked, manual inc.
Complete but untested and uncleaned 491's Bargain priced at \$499.00 manual \$35.00 w/pur 1.5GHz to 12.4 GHz mixer (tested) \$99.00


All Prices in U.S. \$
Please include telephone/fax # with mail-in orders. Orders must be prepaid by guaranteed instrument.
Prices do not include shipping.
Please call us if you have any questions

Manuals available at extra cost
CIRCLE 312 ON FREE INFORMATION CARD



RACAL DANA UNIVERSAL COUNTER/TIMER

DC - 100Mhz. Fully automatic measurement capability of frequency, period, time interval, frequency ratio and totalize. High speed operation allows for burst mode measurements and 2 nanosecond single shot time interval. Temperature stabilized internal frequency standard, 9 digit display and GPIB IEEE-488 make this microprocessor-based unit excellent value.
Price: Untested \$99.00




TEK 2246 OSCILLOSCOPE

This user friendly oscilloscope features, 100MHz bandwidth on four channels, on screen scale factors, versatile triggering, 2mV/Div vertical sensitivity, delayed sweep, hands-off voltmeter and smart cursors.

Looks very clean. Price: \$1,950.00


(No catalog available yet!)



MARCONI SYNTHESIZED SIGNAL GENERATOR Model 2018

Freq. range 80Khz-520Mhz with calibrated output levels from -127 dBm to +13dBm. Resolution 10Hz. It can be freq., phase or amplitude modulated from ext. or int. modulation sources. RF output resolution is 0.1dB, reverse power protection of up to 50W is possible without damage to the instrument. This instrument is microprocessor controlled and very easy to use, a must for any serious repair or development lab.

Price : \$1750.00 Checked




TEKTRONIX 465M

Proof is in the pudding when it comes to this instrument's track record. There's no doubt, that popularity speaks many languages when speaking of the "465M". This excellent instrument continues the tradition of the standard 465 oscilloscope by adding useful features such as CH-1, CH-2 sum or difference, trigger view in any combination, alternate sweep and trace selection versatility. Many technicians dream of owning a quality 100-MHz oscilloscope, but funding rarely permits. Fortunately, we were recently able to acquire a limited supply of 465M-s in very good condition. Our **LOW PRICES** will likely permit "you" to own one of the best scopes anywhere in the country. If your needs are current and action *swift* you too will be a member of a growing club!!!

VERY GOOD CONDITION.....\$695.00

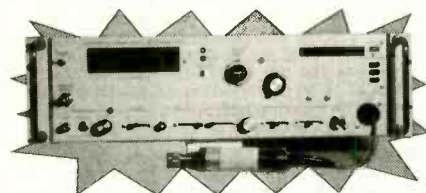
These instruments are fully checked. They are supplied with an original front panel cover and complete service manual.



MILITARY STANDARD D.C. GENERATOR

Superior QUALITY plus rugged design are features of this deluxe 2 cylinder 4 stroke gasoline generator. The control panel contains meters for voltage & current indication, main circuit breaker and voltage adjustment. Shielded wires and plugs comprise the RFI suppression ignition system eliminating most radio noise. These units are "new" in the original carton complete with operators manual and only require fuel and oil for operation; output voltage is adjustable approx. 10-32v (28v nom) @ 53.3A (1.5Kw) continuous duty load.

Price: \$379.00 New in Orig. Carton. You will be impressed!!!




PACIFIC MEASUREMENTS LOG/LIN RF PEAK POWER METER MOD 1018B

This rackmount digital meter measures RF power from 10 uW to 10 mW (-20 to +10 dBm). It covers the freq range of 0.1 to 18GHz. Maximum peak power input is 50mW, measurable pulse width from 0.35usec to CW. Frequency response of +/- 0.5 db from 100 MHz to 18 GHz. These units include opt 5 (IEEE-488) interface.

Price fully checked \$1,285.00

Includes power head and internal calibrator.



PRC 25 - MILITARY TACTICAL TRANSCEIVER

Fabulous quality and design are standard in this 30Mhz-75.95 Mhz tactical transceiver.

Output power level from 1.1 - 2 watts, 150Hz squelch. The units we just received are reconditioned (newly painted) ready for issue and include the battery box. Price: \$245.00

COLLECTOR ALERT - \$39.00 8-DAY AIRCRAFT CLOCK 1-7/8" dial



Great collectors item for the ham shack, fits vintage funct/chkd.

-CROWN MODEL 7560 1KW PWR AMP. DC - 40KHz	\$1,800.00	-HP 4948A IN-SERVICE TIMS (brand new)	\$2,995.00	-TEK 520A WAVEFORM/VECTOR MONITOR	\$ 850.00
-DATRON 4000A DC & OHMS CALIBRATOR	\$4,500.00	-HP 5006A SIGNATURE ANALYZER	\$ 550.00	-SENCORE VA62 VIDEO TEST SYSTEM	\$1,995.00
-EATON NMI-17/27A EMI FIELD INT. METER	\$1,500.00	-HP 6315A UNIVERSAL COUNTER (1 GHz)	\$ 875.00	-BOONTON 82AD AM/FM MOD-METER	\$1,275.00
-ENI MOD 310L 250KHz-110MHz @ 50db GAIN	\$ 365.00	-HP 6472C POWER SUPPLY 0-64V @ 0-150A	\$1,800.00	-COLLINS 6S1S-1 RECEIVER	\$1,250.00
-ENI MOD 406L 150 KHz-250MHz @ 40db GAIN	\$ 350.00	-HP 8505 NETWORK ANALYZER SYSTEM	\$4,980.00	-GRT-22 UHF POWER AMPLIFIER	\$ 200.00
-FLUKE 7100A CALIBRATOR	\$2,800.00	-HP 8558B SPECTRUM ANALYZER .01-1.5GHz	\$2,350.00	-R392 RECEIVER .5-30MHz	\$ 165.00
-FLUKE 7261A FREQ. COUNTER 520MHz	\$ 475.00	-HP 8559A SPEC-ANALYZER .01-22GHz	\$3,995.00	-T195 100w COMPANION XMTR TO 392	\$ 85.00
-GOULD 220 CHART RECORDER	\$ 450.00	-MARCONI 2018 SYNTHESIZED SIGNAL GENERATOR		-WATKINS JOHNSON 8626A-4 with WJ8626-1 & SPN 108	\$3,950.00
-GOULD RS 3800 PROGRAMABLE CHART RECORDER/w		80KHz - 520MHz	\$1,750.00	5KHz-30 MHz MIL-SPEC communications receiver	\$ 795.00
MOD 5900 SIG CONDITIONER & DC AMPS (NEW)	\$3,500.00	-ROHDE & SCHWARZ SIG GENERATOR .4-484MHz	\$ 750.00	-WAVETEK 3002 RF SIG. GENERATOR	\$ 795.00
-HI- ENERGY CORP. DISCHARGE CAP. 1µF @ 20KV	\$ 300.00	-TEK FG504 FUNCTION GENERATOR (40MHz)	\$ 875.00	****DO YOU OWN A BOEING 707,727,737 DCR, DC2****	
140µF @ 6KV	\$1,000.00	-TEK 1502 TDR w/CHART REC	\$2,200.00	-WE CURRENTLY HAVE 2 LEAR SIEGLER GROUND	
-HP 204D LOW DIST. OSCILLATOR	\$ 350.00	-TEK 465 OPT 5 TV-TRIG	\$ 849.00	AIRCOND /HEATING UNITS THAT ARE POWERED BY A	
-HP 3551A TRANSMISSION TEST SET	\$ 950.00	-TEK 465B 100MHz OSCILLOSCOPE	\$ 895.00	DETROIT ALLISON TURBO-CHARGED ENGINE AND 190KW	
-HP 3581A WAVE ANALYZER	\$ 550.00	-TEK 465M 100MHz OSCILLOSCOPE	\$ 695.00	3-PHASE KATO GENERATOR. TRAILER MOUNTED AND WITH	
-HP 4260A LCR BRIDGE	\$ 385.00	-TEK 7704 200 MHz OSCILLOSCOPE	\$ 295.00	APROX 1000 HRS TIME EACH.....PRICE: \$10,000.00ea.	

CIRCLE 312 ON FREE INFORMATION CARD

MONDO • TRONICS

ROBOT STORE

* KITS *

Your

* BOOKS *

Mailorder

* PARTS *

Source

* VIDEOS *

For

* MODELS *

Robots!

* MORE! *

(REQUEST OUR FREE CATALOG)

www.robotstore.com

800-374-5764

Or write to us:

524 San Anselmo Ave #107-120
San Anselmo CA 94960

Phone 415-455-9330

Fax 415-455-9333

Email info@mondo.com

CLASSIFIED

MISCELLANEOUS ELECTRONICS FOR SALE

TUBES: "oldest", "latest". Parts and schematics. SASE for lists. **STEINMETZ**, 7519 Maplewood Ave., EN, Hammond, IN 46324.

FIBER-Optic Projects — Swing into the new technology by assembling tried and true projects recently published. "Practical Fiber-Optic Projects" - BP374 is only \$9.95. (price includes shipping) **ELECTRONIC TECHNOLOGY TODAY INC.**, PO Box 240, Massapequa Park, NY 11762-0240.

GREEN Thumb Alert— Electronics enters the Garden! New exciting book points out how gardeners can build simple gadgets to promote success where the elements work against you. Some of the projects are: over/under temperature monitoring, dusk/dawn switching, automatic plant watering, warming cables, etc. "Electronic Projects for the Garden" only \$9.95 (price includes shipping) **ELECTRONIC TECHNOLOGY TODAY INC.**, PO Box 240 Massapequa Park, NY 11762-0240.

RESISTORS 20 for \$1.00. LEDs 4 for \$1.00. Catalog \$1.00. **ZIPFAST**, Box 12238, Lexington, KY 40581-2238.

POOR reception on your A.M. radio? Our Signal Booster will help. Guaranteed! Send \$2.00 for details (refundable with order). **FALA ELECTRONICS**, PO Box 1376, Dept. 4, Milwaukee, WI 53201.

TEST chips & Test Aids. All types, most models. Best products, best prices. E-mail for your price list (xlent@hi.net). Page your fax no# to 800-401-8841. Full tech support. 30 day trial. Wholesale pricing. Credit card/cod O.K.

PLANS-KITS-SCHEMATICS

CRYSTAL set Handbook — Visit antiquity by building the radios your grandfather built. Assemble a "Quaker Oats" rig, wind coils that work and make it look like the 1920s! Only \$10.95 plus \$4.00 for shipping and handling. **CLAGGK INC.**, PO Box 4099, Farmingdale, NY 11735. US funds only! USA and Canada — no foreign orders.

FREE Catalog. 100 Leading-Edge kits. K1, PIC. Full instructions, source code. 1 (800) 875-3214. **SCIENCE FIRST**, 95 Botsford Place, Buffalo, NY 14216.

AWESOME kits: Voice changer, levitator, laser, gas sensor and more! Catalog \$1.00. **LNS TECHNOLOGIES**, 20993 Foothill Blvd., Suite 307R, Hayward, CA 94541.

ELECTRONIC Project Kits. www.qkits.com 1-888-GO-4-KITS. 292 Queen St., Kingston, ON., K7K 1B8. **QUALITY KITS.**

HACKERS Catalog. Hard-to-find kits and assembled equipment (Red box, spy, cable, etc.) Low prices. \$1.00. **SMITH-04**, Box 371, Cedar Grove, NJ 07009.

CELLULAR Hackers Package. (3) Hacker Bibles, (2) Videos & Programming software. \$179.00. **VISA/MC. TELECODE** 1-520-726-2833. <http://www.hackerscatalog.com>

FM Micro Broadcasting: Transmit many miles. PLL mono/stereo. 88-108 MHz. Fully assembled. 1-100 W.R.F. amps. Call (718) 763-8302. **MICRO BROADCAST NETWORK.**

BIO-stimulator featured in P.E. June issue. Tone muscles, relieve aches and pains with electronic acupuncture. Updated kit with enclosure \$40.00 plus \$2.50 S&H. **RAH PROJECTS**, P.O. Box 15904, N.B., California 92659.

DESCRAMBLERS! Build your own with seven Radio Shack parts! 7 easy steps!! Plans, + Bonus Info-Package. Send \$7.00 + \$2.50 (p&h). **PAUL & CO.**, P.O. Box 100, Desplaines, IL 60016.

SATELLITE EQUIPMENT

FREE catalog of big dish systems, upgrades, and accessories. Warranties, satisfaction guaranteed. **SKYVISION**, 800-334-6455. 1012 Frontier Drive, Fergus Falls, MN 56537. www.skyvision.com. See full page ad in the Shopper Section.

THE best television comes on a **DISH™**. Digital 18" satellite systems, mobile satellite systems, home entertainment accessories, and more. **SKYVISION** 800-500-9264; 1018 Frontier Drive, Fergus Falls, MN 56537. www.skyvision.com. See our full page ad in the Shopper Section.

VIDEOCYPHER II descrambling manual. Schematics, video and audio. Explains DES, EPROM, CloneMaster, Pay-per-view (HBO, Cinemax, Showtime, Adult, etc.) \$16.95, \$2.00 postage. Schematics for Videocypher II Plus, \$20.00. Schematics for Videocypher II 032, \$15.00. Software to copy and alter EPROM codes, \$25.00. **VCII Plus EPROM**, binary and source code, \$30.00. **CABLETRONICS**, Box 30502R, Bethesda, MD 20824.

OBTAINING sound for your VCII and VCII Plus is easy. No codes needed. Also **DSS Test Card** information. **Details 1 (800) 211-5635.**

DSS reverse engineering package. Software, schematics, chip programmer plans, reviews & more! \$49.95. **VISA/MC. TELECODE**, 1 (520) 726-2833. <http://www.hackerscatalog.com>

SECURITY

SURVEILLANCE Privacy security protection. Catalog \$5.00. **SPY EMPORIUM**, 6065 Hillcroft, Suite 413, Houston, TX 77081. (713) 774-1000.

REPAIRS-SERVICES

NEED a custom case or special fabricated part for your electronic invention or product? Need design help for the same? Prototypes & production parts. **CUSTOM ALUMINUM CASTINGS**, 5443 Middletown Rd., Waynesville, OH 45068. (513) 897-2769.

TEST EQUIPMENT

TEST Equipment pre-owned now at affordable prices. Signal generators from \$50.00, oscilloscopes from \$50.00. Other equipment including manuals available. Send \$2.00 US for catalog. Refunded on first order. **J.B. Electronics**, 3446 Dempster, Skokie, IL 60076. (847) 982-1973.

BUSINESS OPPORTUNITIES

EXCELLENT extra income! Assemble easy products at home. Program guaranteed! 1 (800) 377-6000 Ext. 6870. Open Sunday.

INVENTIONS, ideas, new products! Presentation to industry/exhibition at national innovation exposition. Patent services. 1 (800) 288-IDEA.

EDUCATION & INSTRUCTION

LEARN computer programming for windows. Home study. Free literature. **P.C.D.I.**, Atlanta, Georgia. (800) 362-7070 Dept. CPA342.

LEARN PC repair-troubleshooting, servicing. Home study. Free literature. **P.C.D.I.**, Atlanta, Georgia. (800) 362-7070 Dept. JJA342.

RADIO Astronomy: Society of Amateur Radio Astronomers. For information, write to: **VINCENT CARACCI**, 247 No. Linden St., Massapequa, NY 11758.

CLASSIFIED

CABLE TV TURN-ON CHIPS

SUPER Cable TV "Test Chips". Provides full service activation. Excellent; instructions & illustrations. **Jerrold Starcom: DP(V)5..DP(V)7..DPBB7..CFT-2000..CFT-2200 Series. Pioneer: BA-5000 thru BA-6700. Pioneer: Custom Programmer (Clears E2 & rewrites new I.D. codes). Scientific Atlanta: 8500 thru 8600. Tocom: 5503-VIP..5507. Zenith: ST-1000 thru ST-5612. Call Now!! MASTER COMPONENTS. 1 (800) 233-0570.**

THE CABLE TV SUPER CUBE

THE Mobilizer!! External "Test Cube" activator. Easy plug-n-play operation. Excellent instructions & illustrations. Supports all DP(V)7..DPBB7..CFT-2000..CFT-2200 series converters. **New enhanced performance features:** Locked box revitalizer! Restore command! Plus much more! **Dealers wanted! Call Now!! MASTER COMPONENTS 1 (800) 233-0570.**

COMPUTER SOFTWARE

JOYSTICK-To-Mouse. Now run Windows with any joystick! "Fly" the internet! 3.x/95 compatible. Only \$29.95! www.IMG Presents.com 1 (818) 346-3581, 1 (800) 889-0987.

COMPONENTS

RARE blue LEDs 12 for \$18.00, includes \$4.00 S&H. CA residents add \$1.44 tax. Hurry, quantities limited. **DIGITON, 18620 Hatteras Street, #254, Tarzana, CA 91356-1827.**

CABLE TV

ATTN, cable box owners. Order your ID signal and bullet stopper before it's too late. Send \$23.00 to **R.R. ENTERPRISE, Box 3532, Easton, PA 18043.**

CABLE Descrambling New secret manual. Build your own descramblers for cable and subscription TV. Instructions, schematics for **SSAVI, Gated Sync, Sinewave, (HBO, Cinemax, Showtime, UHF, Adult)** \$12.95, \$2 postage. **CABLETRONICS, Box 30502R, Bethesda, MD 20824.**

CABLE TV Equipment & Accessories Wholesalers welcome! 30 day moneyback guarantee! Free catalog! **PERFORMANCE ELECTRONICS INC., 1 (800) 815-1512.**

CABLE-safe. Guarantee cable privacy. The one-way valve for your cable TV signal. Cable signals come in, but they don't go out! \$29.95 + \$3.00 S&H. **VISA/MC/AMEX. ELECTROMAN, Box 24474, New Orleans, LA 70184. (504) 482-3017.**

"CABLE Unscrambled. Everything you want to know about cable, but are afraid to ask. \$10.00. **"Descrambler Schematics Revealed."** A powerful guide to descrambling schemes. \$10.00. **"Baseband Video Explained."** Discover what a Baseband Signal is and how it's constructed. \$10.00. Special offer. Get all three for only \$25.00! **VISA/MC/AMEX. ELECTROMAN, Box 24474, New Orleans, LA 70184. (504) 482-3017.**

UNIVERSAL Descrambler. Unscramble signals using your VCR as the tuner. Works with virtually any system, this is the only one you need. Declare cable box independence! Fully assembled. \$129.95 + \$5.00 S&H. **VISA/MC/AMEX. ELECTROMAN, Box 24474, New Orleans, LA 70184. (504) 482-3017.**

"BULLET Buster". Protect your cable box against the infamous cable "bullet". The "Bullet" Buster acts as an electronic shield. Installs in-line in seconds. Don't wait until it's too late! \$19.95 + \$3.00 S&H. **VISA/MC/AMEX. ELECTROMAN, Box 24474, New Orleans, LA 70184. (504) 482-3017.**

CABLE Descrambler! Anyone can build in seven steps with Radio Shack parts. **Plans/Kit from \$5.00 plus free bonus!! 1 (800) 818-9103.**

DESCRAMBLER Cable using simple circuit. E-Z to follow Instructions \$10.00. Complete kit with free "Bullet Stopper", \$20.00. 1 (800) 522-8053.

CABLE Bullet "Terminator/I.D. Blocker." Electronically shields yourself and your box. Factory direct. **Lifetime Guarantee \$14.95. 1 (800) 820-9024.**

GIANT Sale!!! Positive notch filter \$18.00. E-Z install cable test chips/boards from \$5.00. **Original equipment descramblers from \$175.00.** Cubes, tools, etc. All your questions welcome here. 1 (800) 449-9189 Anytime.

CABLE TV notch filters. Request our free brochure by calling our voicemail at 1 (800) 433-6319 or write to **STAR CIRCUITS, PO Box 94917, Las Vegas, NV 89193.** Visit our web site at <http://our-world.compuserve.com/homepages/starcircuits>

CABLE test modules/cubes. Pioneers, S/A, Tocom, Jerrold. Latest technology. Quantity discounts. **Voice/Fax (718) 426-8515.**

CABLE TV, descramblers, converters. Quantity discounts. 30 day free trial. Competitive prices. Call now! 1 (800) 322-0921 **REGAL SALES, INC.**

DESCRAMBLE cable with simple circuit added to Radio Shack RF modulator and using VCR as tuner. Instructions \$10.00. **TELCOM, Box 832 E1, Brusly, LA 70719.**

25+ Master test chip files. Jerrold, Scientific-Atlanta, Tocom, Pioneer, Zenith. Software & book. \$79.95. **TELECODE 1 (520) 726-2833. http://www.hackerscatalog.com**

CABLE TV descramblers. Pioneer 6310's, Scientific Atlanta, Jerrold. Warranty. Lowest prices anywhere! **Houston, TX (713) 691-4610.**

It could be a best seller.

But it's free.

You can't buy the Consumer Information Catalog anywhere. You can send for it, free! It's your guide to more than 200 free or low-cost government publications about getting federal benefits, finding jobs, staying healthy, and more. The information is priceless. Send your name and address to:

**Consumer Information Center
Department BEST
Pueblo, CO 81009**

DO-IT-YOURSELF VR

Create Your Own Virtual Worlds and Share Them with 20 Million People!

- Learn How to Build Your Own Virtual Reality "Virtual Worlds" Quickly and Easily!
- Explore your Virtual Worlds on Your PC or put them on the Internet for Others to Explore!
- Explore your Worlds with your PC monitor and keyboard, or with Greater Immersion using Low-cost Homebrew Virtual Reality Equipment!

Convert this \$69 Mattel Powerglove into a VR Glove! Save \$Thousands! We show you how, and where you can buy Powergloves!



VR Goggles with head tracking cost over \$4,000 only a few years ago. Now they're under \$500! And 3-D VR Shutter Glasses are under \$100! Now Immersive VR is affordable!

Six Publication Set!

Desktop VR contains a complete primer on using VR on your PC, plus: • Where to get low cost HMDs (head mounted displays) & other equip • The famous Mattel Powerglove hack (converting a \$69 Powerglove for use with VR) • Powerglove sources • Listings of virtual world building software • Comprehensive listings of HMD compatibility with popular games & software • Plus much more! • 36 pp.

VRML Primer explains VRML (Internet's "VR Modeling Language"), plus: • Building virtual worlds on the Internet • Virtual world authoring software & where to get it • Great VR worlds to visit on the Internet • Putting your virtual world on the Internet • More! • 32 pp.

Special Report: Virtual Reality an Exploding Technology Exclusive report on the explosion of VR in medical, amusement, consumer & other arenas • News blurbs on market entry by heavyweights & Fortune 500's • The VR marketplace • 28 pp.

VR InfoMania Time saving valuable resources including Listings of Internet websites devoted to VR • Listings of VR books • Listings of VR magazine articles & research papers • Listings of Internet FTP download sites & VR-related newsgroups • Article listings from back issues of VR magazines • Where to go to experience real VR • Reviews of popular VR books • Glossary of VR terms • Great VR applications • The future of virtual sex • Plus Much More! • 88 pp.

FREE DOUBLE BONUS!

FREE! VR Resource Directory is your guide to over 600 companies involved with VR products, software, R&D & consulting, plus professional trade organizations, clubs, more! 80 pp. Yours absolutely **FREE!**

FREE! VR Cartoons featuring dozens of funny cartoons about VR! Yours absolutely **FREE!** Limited printing, don't miss out! Order today!

"A Smorgasborg of info on VR!" -Sid Mirzad

"I love it! At under \$5 per book, don't miss out on this Incredible Value!" -Pam Eifert

UNDER \$5 PER PUBLICATION!

You Get All 6 Publications! Calif. residents add sales tax

ONLY \$49! Plus \$3.00 S&H

ONLY \$29! Plus \$3.00 S&H

Special Introductory Price! Includes All 6 Publications!
2-3 Day Delivery 17¢ Fedex Overnight Air \$12.00

90-Day 100% Satisfaction Money-Back Guarantee!

24 HOUR TOLL FREE ORDER LINE **1-800-951-7100**
FAX ORDERS 619-485-8968

Send Check or Money Order to: Virtual Reality Publishing
16485 Bernardo Center Drive, Suite 378, San Diego CA 92128

*Some copy shipping on orders received before 4 pm EST. Personal check orders held 2 weeks for check to clear. All orders must be paid in US funds. Call for int'l S&H charges. We participate in the 1998 Care Program through the Better Business Bureau of San Diego.

ORDER TODAY... HAVE IT TOMORROW!™

ADVERTISING INDEX

Electronics Now does not assume any responsibility for errors that may appear in the index below.

Free Information Number	Page	Free Information Number	Page		
—	ABC Electronics	121	251 Mendelson Electronics Surplus	123	
—	Active Micro	119	—	Mental Automation	86
—	Aegis Research, Canada	92	—	Meredith Instruments	105
—	AES	86	—	Merrimack Valley Systems	90
213	Alfa Electronics	100	327	Micro 2000	85
214	All Electronics	111	128	MicroCode Engineering	CV3
—	Allison Technology	82	130	MicroCode Engineering	3
—	Allstar Electronics	120	—	Micro Engineering Labs	87
—	Amaze Electronics	123	—	Midwest Laser Products	119
—	AMC Sales	106	—	Milestone Products	105
282	American Eagle Publications	98	—	Modern Electronics	106
—	Andromeda	90	—	Mondo-tronics	126
334	Basic Electrical Supply	98	117	Mouser Electronics Inc.	27
—	BHS Electronics	96	—	MWK Industries	102
—	Bsoft Software, Inc.	88	—	NRI Schools	11, 15
336	C&S Sales, Inc.	108	257	Needham Electronics	104
332	Capital Electronics	102	258	New Sensor Corp.	76
—	CGC	105	—	Ocean State Electronics	102
335	Circuit Specialists	94	262	Parts Express Inc.	81
—	Cleveland Institute of Electronics	21	324	PC Boards	90
—	Command Productions	96	—	Polaris Industries	119
—	Computer Monitor Maintenance	120	321	Prairie Digital	84
226	Consumertronics/	84	264	Print (Pace)	78
319	Conway Engineering	89	129	Protek	27
228	Cool Amp Conducto Lube	92	—	R-4 Systems Inc.	115
316	CTG	104	266	Ramsey Electronics	99
234	Dalbani Electronics	77	—	RC Distributing Co.	106
235	Danbar Sales	97	—	Red Key Solutions	87
—	DC Electronics	114	—	RF Parts	84
—	EDE - Spy Outlet	123	—	Sil Walker	115
—	Electronics Technology Today	53	—	Sirius Micro Systems	88
—	Emac Inc.	82	270	Skyvision Inc.	79
—	Fair Radio	119	—	Square 1 Electronics	115
121	Fluke Corp.	CV2	—	Tab Books	36
218	Foley-Belsaw Co.	89	—	TC Instruments	121
318	Fotronic	110	323	TECHMART	123
—	Gateway Products	110	—	Technical Serv. & Solutions	122
—	General Device Instruments	87	92	Tektronix, Inc.	7
—	Geo-Ban Engineering	82	290	Telulex	92
—	Grantham Col. of Engineering	4	—	Test Equipment Sales	122
309	Graymark International	112	275	Timeline	80
131	Hameg Instruments	17	312	Toronto Surplus	124
—	Home Automation	122	—	U.S. Cyberlab	88
330	Howard Electronics	103	—	Virtual Reality Publishing	127
—	IEC	120	322	Vision & Motion Surplus	118
—	Information Unlimited	107	315	Visitect Inc.	112
126	Interactive Image Technologies	CV4	—	Visual Communications	33
—	Intronics	90	98	Wavetek Corp.	23
325	IVEX Design International	87	—	Weeder Technologies	118
—	J&M Microtek, Inc.	121	311	Weka Publishing	116
317	Kimtronics	113	320	White Star Electronics	96
—	Lindsay Publications	115	—	World College (Div. of C.I.E.)	65
—	M ² L Electronics	120	—	WPT Publications	98
328	Mark V Electronics	93	280	Xandi Electronics	106
329	MCM Electronics	83			

ADVERTISING SALES OFFICES

Gernsback Publications, Inc.
500 Bi-County Blvd.
Farmingdale, NY 11735-3931
1-(516) 293-3000
Fax 1-(516) 293-3115

Larry Steckler
 publisher (ext. 201)

Christina Estrada
 assistant to the publisher (ext. 209)

Arline Fishman
 advertising director (ext. 206)

Michele Torriolo
 advertising assistant (ext. 211)

Adria Coren
 credit manager (ext. 208)

For Advertising ONLY

EAST/SOUTHEAST

Stanley Levitan
 Eastern Advertising
 1 Overlook Ave.
 Great Neck, NY 11021-3750
 1-516-487-9357
 Fax 1-516-487-8402

MIDWEST/Texas/Arkansas/Okla.

Ralph Bergen
 Midwest Advertising
 One Northfield Plaza, Suite 300
 Northfield, IL 60093-1214
 1-847-559-0555
 Fax 1-847-559-0562
 bergenrj@aol.com

PACIFIC COAST

Janice Woods
 Pacific Advertising
 Hutch Looney & Associates, Inc.
 6310 San Vicente Blvd.
 Suite 360
 Los Angeles, CA 90048-5426
 1-213-931-3444 (ext. 228)
 Fax 1-213-931-7309

Electronic Shopper

Joe Shere
 National Representative
 P.O. Box 169
 Idyllwild, CA 92549-0169
 1-909-659-9743
 Fax 1-909-659-2469

Megan Mitchell

National Representative
 1201 N. Rainbow Blvd., #50
 Las Vegas, NV 89108-6819
 1-702-259-7043
 Fax 1-702-259-7043

Customer Service

1-800-999-7139
 7:00 AM - 6:00 PM M-F MST

CircuitMaker[®]

The Virtual Electronics Lab[™]

The screenshot displays the CircuitMaker software interface. On the left, a PCB layout is visible. The main window shows a schematic diagram of a circuit with components like resistors (R1, R2, R3, R4, R5, R6), capacitors (C1, C2), and operational amplifiers (OA741). A DC voltage measurement window shows 12.00 V. Below the schematic, there are three analysis windows: Transient Analysis [3] showing a sine wave, AC Analysis [5] showing a frequency response plot, and a fourth window showing a count-down timer for a rocket launch. The rocket launch graphic is on the right side of the interface.

New For Windows 95/NT
VERSION 4
 Enhanced For Windows 3.1x

Professional Schematic Layout

CircuitMaker's schematic capabilities are unmatched and include many advanced editing features not found in similar programs. These powerful features minimize the time and task associated with drawing a schematic and insure a professional looking final product. Printout and export options are numerous and results are of the highest quality. But that's what people have come to expect from CircuitMaker.

Unlimited, Indestructible Devices

CircuitMaker ships with over 1500 devices. That's more (at no additional cost) than any competing product. If you need a device that is not included, CircuitMaker provides industry standard SPICE import and a powerful macro capability. These destructible devices accurately emulate actual devices and enable the user to try those "what if" scenarios with no risk and at no additional cost.

Accurate Simulation & Advanced Analysis

CircuitMaker features analog, digital and mixed-mode simulation. Obviously, simulation is of no value if the results are not accurate. CircuitMaker's simulation engine is based on Berkeley SPICE3, which is renowned for its accuracy. That's why we can factually state that CircuitMaker provides its user with the most accurate simulation available. Furthermore, CircuitMaker provides a wealth of analysis capabilities not found in other products in its class. No other product offers this much simulation muscle at such a reasonable price.

Printed Circuit Board Output

CircuitMaker's PCB output capability helps you complete your design cycle, by generating a netlist that can be imported into any compatible PCB program. This is not a costly "add-on module", it comes standard with every copy of CircuitMaker. MicroCode Engineering also offers TraxMaker, a professional level, PCB layout and autorouting program for just \$299. Used in conjunction with CircuitMaker, TraxMaker completes a powerful end-to-end circuit design system.

Advanced Schematic Capture
 Digital, Analog, and Mixed-Mode Simulation
 Full SPICE Compatibility
 SPICE Export/Import
 PCB Export
 Retail Price

	YES	YES	YES	YES	YES	YES	YES	YES
CircuitMaker	YES	YES	YES	YES	YES	YES	YES	\$299
Electronics Workbench version 4	YES	NO	YES	NO	NO	NO	NO	\$299
Electronics Workbench Engineer's Pack	YES	NO	YES	NO	YES	YES	YES	\$599

"CircuitMaker Shocks The Competition, With An Unbeatable Bottom-line"

Total Customer Satisfaction

At MicroCode Engineering we are committed to total customer satisfaction. When you purchase CircuitMaker you have the confidence of knowing that a trained staff of professionals is available to serve you after the sale. Our free unlimited customer service is second to none! Whether you have general or technical questions they will be answered promptly by a knowledgeable representative.

FREE Functional Demo

A free functional demo is available on the Internet at <http://www.microcode.com>, on CompuServe (GO MICROCODE) and on America Online by doing a file search for CircuitMaker.

Call now to order or
 request additional information
800-419-4242



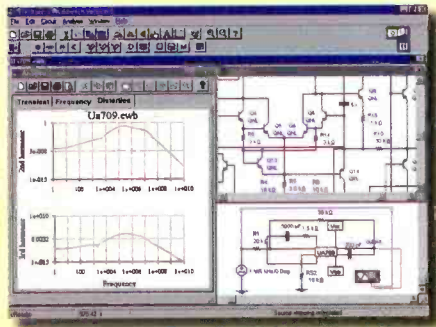
NEW VERSION!

Electronics Workbench Version 5 with analog, digital and mixed A/D SPICE simulation, a full suite of analyses and over 4,000 devices. Still the standard for power and ease of use. Now ten times faster. Still the same low price.

Join over 75,000 customers and find out why more engineers and hobbyists buy Electronics Workbench than any other SPICE simulator. You'll be working productively in 20 minutes, and creating better designs faster. We guarantee it!

\$299

SAME GREAT PRICE!



High-End Features

TRUE MIXED ANALOG/DIGITAL	YES
FULLY INTERACTIVE SIMULATION	YES
ANALOG ENGINE	SPICE 3F5, 32-BIT
DIGITAL ENGINE	NATIVE, 32-BIT
GMIN STEPPING	YES
TEMPERATURE CONTROL	EACH DEVICE
PRO SCHEMATIC EDITOR	YES
HIERARCHICAL CIRCUITS	YES
VIRTUAL INSTRUMENTS	YES
ON-SCREEN GRAPHS	YES
ANALOG COMPONENTS	OVER 100
DIGITAL COMPONENTS	OVER 200
DEVICE MODELS	OVER 4,000
MONEY-BACK GUARANTEE	30-DAY
TECHNICAL SUPPORT	FREE

Powerful Analyses

DC OPERATING POINT	YES
AC FREQUENCY	YES
TRANSIENT	YES
FOURIER	YES
NOISE	YES
DISTORTION	YES

30-DAY MONEY-BACK GUARANTEE
VERSION 5.0 FOR WINDOWS 95/NT/3.1.

FEATURES OF ELECTRONICS WORKBENCH VERSION 5

WHAT'S NEW

Now 10 times faster. Handles 3 times larger circuits. More and better device models. New thermal modeling. New on-screen graphs. New analyses (Fourier, Noise and Distortion). 25 new components including vacuum tubes, arbitrary sources, 50 new ICs. Improved accuracy. Improved schematic editor with zoom and growing pages. Improved printing. Improved fonts. Improved interface. Redesigned word generator and logic analyzer.

GENERAL

Integrated Tool: Fully integrated schematic editing, SPICE simulation and waveform generation and analysis. Supports modifications to the circuit during simulation. Circuit analysis through virtual test instruments, or 6 analyses listed below.

Simulation Engine: Interactive 32-bit SPICE 3F5, enhanced with native-mode digital and mixed analog/digital support. Automatic insertion of signal translation interface. Supports multiple reuse of hierarchical blocks. GMIN stepping for better convergence. No preset limits on circuit size or complexity.

Schematic Capture: Click-and-drag interface, hierarchical workspace, automatic wire routing with hierarchical reference designation, schematic size adjustments for quick and simple changes, analyses for on-screen graphs and more (see list below).

Design Information: All design information, including component locations, SPICE parameters, setup and model files, models stored in a design file to facilitate future reuse.

Simulation Support: Support standard SPICE components with other simulators or to create custom design elements. Imports manufacturers models and netlists into reusable Electronics Workbench components. Exports to standard PCB layout packages such as OrCAD, Pcell and Tango.

ANALYSES

DC Operating Point: Calculates DC operating point and reports voltage of each node.

Transient: Circuit voltages and currents over time of any number of nodes. Specify start and stop times.

AC Frequency Sweep: Small signal gain and phase over range of AC frequencies at any number of nodes. Specify range type (decade, octave or linear) and resolution (number of steps of frequency sweep).

Fourier: Magnitude and phase of DC and Fourier spectral components of transient response. Specify fundamental frequency and an unlimited number of harmonics.

Noise: Resistor and semiconductor noise contribution reported as RMS sum. Specify device of interest, output and reference nodes, and range, type and resolution of frequency sweep.

Distortion: Small-signal steady-state harmonic and intermodulation products over a range of frequencies. Specify any number of nodes and sweep range, type and resolution. Optionally exclude devices on an individual basis.

VIRTUAL TEST INSTRUMENTS

DC Probe: Plots magnitude and phase for a frequency sweep. Supports frequencies from mHz to GHz. Log or linear scales.

Wave Generator: Acts as a digital stimulus editor to drive a circuit with up to 32K 16-bit words. Display and edit data as ASCII, binary or hex. Load, save, cut and paste words. Supports breakpoints and angle step, burst and continuous modes. External trigger and data ready indicator for synchronization.

Logic Analyzer: Supports pre and post-trigger. Internal or external clock, negative or positive edge. Clock divider to synchronize data. User-defined trigger patterns and trigger qualifier.

Logic Converter: Converts among gate, truth table and Boolean logic representations.

POWERFUL NEW VERSION!

MODELS

Digital Models for ICs, Gates and Flip-Flops in HC, LS, BiCMOS, CMOS, EPLDs, 4011, 4012, 4013, 4014, 4015, 4016, 4017, 4018, 4019, 4020, 4021, 4022, 4023, 4024, 4025, 4026, 4027, 4028, 4029, 4030, 4031, 4032, 4033, 4034, 4035, 4036, 4037, 4038, 4039, 4040, 4041, 4042, 4043, 4044, 4045, 4046, 4047, 4048, 4049, 4050, 4051, 4052, 4053, 4054, 4055, 4056, 4057, 4058, 4059, 4060, 4061, 4062, 4063, 4064, 4065, 4066, 4067, 4068, 4069, 4070, 4071, 4072, 4073, 4074, 4075, 4076, 4077, 4078, 4079, 4080, 4081, 4082, 4083, 4084, 4085, 4086, 4087, 4088, 4089, 4090, 4091, 4092, 4093, 4094, 4095, 4096, 4097, 4098, 4099, 4100, 4101, 4102, 4103, 4104, 4105, 4106, 4107, 4108, 4109, 4110, 4111, 4112, 4113, 4114, 4115, 4116, 4117, 4118, 4119, 4120, 4121, 4122, 4123, 4124, 4125, 4126, 4127, 4128, 4129, 4130, 4131, 4132, 4133, 4134, 4135, 4136, 4137, 4138, 4139, 4140, 4141, 4142, 4143, 4144, 4145, 4146, 4147, 4148, 4149, 4150, 4151, 4152, 4153, 4154, 4155, 4156, 4157, 4158, 4159, 4160, 4161, 4162, 4163, 4164, 4165, 4166, 4167, 4168, 4169, 4170, 4171, 4172, 4173, 4174, 4175, 4176, 4177, 4178, 4179, 4180, 4181, 4182, 4183, 4184, 4185, 4186, 4187, 4188, 4189, 4190, 4191, 4192, 4193, 4194, 4195, 4196, 4197, 4198, 4199, 4200, 4201, 4202, 4203, 4204, 4205, 4206, 4207, 4208, 4209, 4210, 4211, 4212, 4213, 4214, 4215, 4216, 4217, 4218, 4219, 4220, 4221, 4222, 4223, 4224, 4225, 4226, 4227, 4228, 4229, 4230, 4231, 4232, 4233, 4234, 4235, 4236, 4237, 4238, 4239, 4240, 4241, 4242, 4243, 4244, 4245, 4246, 4247, 4248, 4249, 4250, 4251, 4252, 4253, 4254, 4255, 4256, 4257, 4258, 4259, 4260, 4261, 4262, 4263, 4264, 4265, 4266, 4267, 4268, 4269, 4270, 4271, 4272, 4273, 4274, 4275, 4276, 4277, 4278, 4279, 4280, 4281, 4282, 4283, 4284, 4285, 4286, 4287, 4288, 4289, 4290, 4291, 4292, 4293, 4294, 4295, 4296, 4297, 4298, 4299, 4300, 4301, 4302, 4303, 4304, 4305, 4306, 4307, 4308, 4309, 4310, 4311, 4312, 4313, 4314, 4315, 4316, 4317, 4318, 4319, 4320, 4321, 4322, 4323, 4324, 4325, 4326, 4327, 4328, 4329, 4330, 4331, 4332, 4333, 4334, 4335, 4336, 4337, 4338, 4339, 4340, 4341, 4342, 4343, 4344, 4345, 4346, 4347, 4348, 4349, 4350, 4351, 4352, 4353, 4354, 4355, 4356, 4357, 4358, 4359, 4360, 4361, 4362, 4363, 4364, 4365, 4366, 4367, 4368, 4369, 4370, 4371, 4372, 4373, 4374, 4375, 4376, 4377, 4378, 4379, 4380, 4381, 4382, 4383, 4384, 4385, 4386, 4387, 4388, 4389, 4390, 4391, 4392, 4393, 4394, 4395, 4396, 4397, 4398, 4399, 4400, 4401, 4402, 4403, 4404, 4405, 4406, 4407, 4408, 4409, 4410, 4411, 4412, 4413, 4414, 4415, 4416, 4417, 4418, 4419, 4420, 4421, 4422, 4423, 4424, 4425, 4426, 4427, 4428, 4429, 4430, 4431, 4432, 4433, 4434, 4435, 4436, 4437, 4438, 4439, 4440, 4441, 4442, 4443, 4444, 4445, 4446, 4447, 4448, 4449, 4450, 4451, 4452, 4453, 4454, 4455, 4456, 4457, 4458, 4459, 4460, 4461, 4462, 4463, 4464, 4465, 4466, 4467, 4468, 4469, 4470, 4471, 4472, 4473, 4474, 4475, 4476, 4477, 4478, 4479, 4480, 4481, 4482, 4483, 4484, 4485, 4486, 4487, 4488, 4489, 4490, 4491, 4492, 4493, 4494, 4495, 4496, 4497, 4498, 4499, 4500, 4501, 4502, 4503, 4504, 4505, 4506, 4507, 4508, 4509, 4510, 4511, 4512, 4513, 4514, 4515, 4516, 4517, 4518, 4519, 4520, 4521, 4522, 4523, 4524, 4525, 4526, 4527, 4528, 4529, 4530, 4531, 4532, 4533, 4534, 4535, 4536, 4537, 4538, 4539, 4540, 4541, 4542, 4543, 4544, 4545, 4546, 4547, 4548, 4549, 4550, 4551, 4552, 4553, 4554, 4555, 4556, 4557, 4558, 4559, 4560, 4561, 4562, 4563, 4564, 4565, 4566, 4567, 4568, 4569, 4570, 4571, 4572, 4573, 4574, 4575, 4576, 4577, 4578, 4579, 4580, 4581, 4582, 4583, 4584, 4585, 4586, 4587, 4588, 4589, 4590, 4591, 4592, 4593, 4594, 4595, 4596, 4597, 4598, 4599, 4600, 4601, 4602, 4603, 4604, 4605, 4606, 4607, 4608, 4609, 4610, 4611, 4612, 4613, 4614, 4615, 4616, 4617, 4618, 4619, 4620, 4621, 4622, 4623, 4624, 4625, 4626, 4627, 4628, 4629, 4630, 4631, 4632, 4633, 4634, 4635, 4636, 4637, 4638, 4639, 4640, 4641, 4642, 4643, 4644, 4645, 4646, 4647, 4648, 4649, 4650, 4651, 4652, 4653, 4654, 4655, 4656, 4657, 4658, 4659, 4660, 4661, 4662, 4663, 4664, 4665, 4666, 4667, 4668, 4669, 4670, 4671, 4672, 4673, 4674, 4675, 4676, 4677, 4678, 4679, 4680, 4681, 4682, 4683, 4684, 4685, 4686, 4687, 4688, 4689, 4690, 4691, 4692, 4693, 4694, 4695, 4696, 4697, 4698, 4699, 4700, 4701, 4702, 4703, 4704, 4705, 4706, 4707, 4708, 4709, 4710, 4711, 4712, 4713, 4714, 4715, 4716, 4717, 4718, 4719, 4720, 4721, 4722, 4723, 4724, 4725, 4726, 4727, 4728, 4729, 4730, 4731, 4732, 4733, 4734, 4735, 4736, 4737, 4738, 4739, 4740, 4741, 4742, 4743, 4744, 4745, 4746, 4747, 4748, 4749, 4750, 4751, 4752, 4753, 4754, 4755, 4756, 4757, 4758, 4759, 4760, 4761, 4762, 4763, 4764, 4765, 4766, 4767, 4768, 4769, 4770, 4771, 4772, 4773, 4774, 4775, 4776, 4777, 4778, 4779, 4780, 4781, 4782, 4783, 4784, 4785, 4786, 4787, 4788, 4789, 4790, 4791, 4792, 4793, 4794, 4795, 4796, 4797, 4798, 4799, 4800, 4801, 4802, 4803, 4804, 4805, 4806, 4807, 4808, 4809, 4810, 4811, 4812, 4813, 4814, 4815, 4816, 4817, 4818, 4819, 4820, 4821, 4822, 4823, 4824, 4825, 4826, 4827, 4828, 4829, 4830, 4831, 4832, 4833, 4834, 4835, 4836, 4837, 4838, 4839, 4840, 4841, 4842, 4843, 4844, 4845, 4846, 4847, 4848, 4849, 4850, 4851, 4852, 4853, 4854, 4855, 4856, 4857, 4858, 4859, 4860, 4861, 4862, 4863, 4864, 4865, 4866, 4867, 4868, 4869, 4870, 4871, 4872, 4873, 4874, 4875, 4876, 4877, 4878, 4879, 4880, 4881, 4882, 4883, 4884, 4885, 4886, 4887, 4888, 4889, 4890, 4891, 4892, 4893, 4894, 4895, 4896, 4897, 4898, 4899, 4900, 4901, 4902, 4903, 4904, 4905, 4906, 4907, 4908, 4909, 4910, 4911, 4912, 4913, 4914, 4915, 4916, 4917, 4918, 4919, 4920, 4921, 4922, 4923, 4924, 4925, 4926, 4927, 4928, 4929, 4930, 4931, 4932, 4933, 4934, 4935, 4936, 4937, 4938, 4939, 4940, 4941, 4942, 4943, 4944, 4945, 4946, 4947, 4948, 4949, 4950, 4951, 4952, 4953, 4954, 4955, 4956, 4957, 4958, 4959, 4960, 4961, 4962, 4963, 4964, 4965, 4966, 4967, 4968, 4969, 4970, 4971, 4972, 4973, 4974, 4975, 4976, 4977, 4978, 4979, 4980, 4981, 4982, 4983, 4984, 4985, 4986, 4987, 4988, 4989, 4990, 4991, 4992, 4993, 4994, 4995, 4996, 4997, 4998, 4999, 5000.

Electronics Workbench

VERSION 5

INTERACTIVE IMAGE TECHNOLOGIES LTD., 908 Niagara Falls Boulevard, #068, North Tonawanda, New York 14120-2060/Telephone 416-977-5550
TRADEMARKS ARE PROPERTY OF THEIR RESPECTIVE HOLDERS. OFFER IS IN U.S. DOLLARS AND VALID ONLY IN THE UNITED STATES AND CANADA. ALL ORDERS SUBJECT TO \$15 SHIPPING AND HANDLING CHARGE

CALL 800-263-5552



Fax: 416-977-1818 Internet: <http://www.interactiv.com> CompuServe: 71333,3435/BBS: 416-977-3540/E-mail: ewb@interactiv.com

CIRCLE 126 ON FREE INFORMATION CARD