

# Electronics NOW®

## Build this **Theremin**

and create music like you've never heard before

Build the ultimate, six-line

## Phone Line Simulator

and create your own local office!

## Low cost software for PC Board Design

## Defy gravity with an Electromagnetic Levitator and make objects float in mid-air!



\$3.50 U.S.  
\$3.95 CAN.



A GERNSBACK PUBLICATION

#BXNBQWF\*\*\*\*\* 5-DIGIT 87196  
#BRKB4717C96 6#570236 0AP28




JUN 97

CHRIS BARKER

02EN



Before you get turned on  
by the front of a meter, make sure there's  
something behind it.



**Fluke meters are designed for professionals who value function over frills.**

There's nothing superficial about the Fluke family of versatile digital multimeters. Pick one up and you feel that it's a substantial tool. Designed to fit the application and the way you work. With features like our patented Touch Hold® function that freezes a reading on the display, and intelligently updates with each new reading. Automatically. Without requiring a third hand to push a button. Fluke meters attain stable, accurate readings in half the time of most imitations, making you more productive on the job.



Other meters are merely "designed to meet" certain guidelines; Fluke designs and builds a full line of meters that actually achieve UL, VDE and TÜV safety certification. Fluke's guarantee goes beyond manufacturing defects to include meter specifications for an entire year, so you can trust the readings. And Fluke backs you with toll-free customer assistance numbers, and a world-wide service organization. Discover why more professionals around the world say, "Hand me the Fluke." See your local distributor, or call **1-800-87-FLUKE** for a catalog and the name of the distributor nearest you.

Serious Tools for Serious Work

**FLUKE®**

© 1994 Fluke Corporation. P.O. Box 9090, M/S 250E, Everett, WA,  
USA 98206-9090. U.S. (206) 356-5400. Canada (905) 890-7600.  
Europe (31 40) 644200. Other Countries (206) 356-5500.  
All rights reserved. Ad No. 00567

CIRCLE 121 ON FREE INFORMATION CARD  
[www.americanradiohistory.com](http://www.americanradiohistory.com)




# 5 BOOKS FOR ONLY \$4.95

WHEN YOU JOIN THE **Electronics Book Club®**

VALUES TO \$168.73

The leading source of information for electronics hobbyists for over 30 years!



036432X \$27.95  
Hardcover




0303932 \$16.95




015676X-XX \$69.00  
Counts as 2/Hardcover



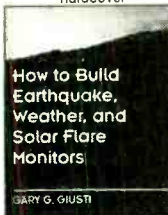
1574875 \$19.95



1571469 \$17.95



0156298-XX \$34.95  
Counts as 2/Hardcover



0252092 \$19.95

0376581 \$39.50  
Hardcover

0602247 \$13.95

1575472 \$27.95

1570519 \$17.95

0304165 \$26.95  
Hardcover

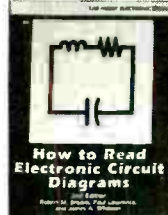
0707618 \$19.95




0304068 \$15.95




5869284-XX \$46.00  
Counts as 2/Hardcover




1554637 \$15.95



0650772 \$34.95  
Hardcover




0501130-XX \$36.95  
Counts as 2/Hardcover



0102740 \$12.95



0112738-XX \$45.00  
Counts as 2/Hardcover



0487375 \$24.95

## As a member of the **ELECTRONICS BOOK CLUB** . . . you'll enjoy receiving Club bulletins every 3-4 weeks containing exciting offers on the latest books in the field at savings of up to 50% off the regular publishers' prices. If you want the Main Selection, do nothing and it will be shipped automatically. If you want another book, or no book at all, simply return the reply form to us by the date specified. You'll have at least 10 days to decide. If you ever receive a book you don't want due to late delivery of the bulletin, you can return it at our expense. Your only obligation is to purchase 3 more books during the next 12 months, after which you may cancel your membership at any time. And you'll be eligible for FREE BOOKS through our Bonus Book Program.

A shipping/handling charge and sales tax will be added to all orders. All books are softcover unless otherwise noted. If you select a book that counts as 2 choices, write the book number in one box and XX in the next. (Publishers' Prices Shown) ©1996 EBC

If coupon is missing, write to:  
Electronics Book Club®,  
A Division The McGraw-Hill Companies,  
P.O. Box 549, Blacklick, OH 43004-9918

## Electronics Book Club®

A Division of The McGraw-Hill Companies, P.O. Box 549, Blacklick, OH 43004-9918

YES! Please send me the books listed below, billing me just \$4.95 plus shipping/handling & tax. Enroll me as a member of the **Electronics Book Club** according to the terms outlined in this ad. If not satisfied, I may return the books within 10 days without obligation and have my membership cancelled.

--	--	--	--

If you select a book that counts as 2 choices, write the book number in one box and XX in the next.

Name \_\_\_\_\_

Address/Apt. # \_\_\_\_\_

City/State \_\_\_\_\_

Zip \_\_\_\_\_ Phone \_\_\_\_\_

Valid for new members only, subject to acceptance by EBC. Canada must remit in U.S. funds drawn on U.S. banks. Applicants outside the U.S. and Canada will receive special ordering instructions. Publishers' prices shown. A shipping/handling charge & sales tax will be added to all orders. RPIE296

PHONE: 1-614-759-3666 (8:30 a.m. to 5:00 p.m. EST Monday-Friday) • FAX: 1-614-759-3749 (24 hours a day, 7 days a week)

# CONTENTS

FEBRUARY 1996

**ON THE COVER**


**31 BUILD THIS THEREMIN**

No other musical instrument is quite like the theremin. First introduced in the 1920's, the instrument soared to popularity because of its unique, pure sound. The public was fascinated by the instrument, which is played using only hand gestures. Theremins were used to produce the haunting, spooky sounds in science-fiction motion pictures, and in such box-office hits as *Spellbound*. They have also been used in rock-and-roll hits, including the Beach Boys' "Good Vibrations" and Led Zeppelin's "Whole Lotta Love." Theremax, a theremin for the 1990's, not only produces music — it also features control-voltage outputs that can be used to control MIDI instruments and even analog synthesizers. — *John Simonton*



**BUILD THIS**

**33 ELECTROMAGNETIC LEVITATOR**



This fascinating project teaches about closed-loop control systems and lets you defy gravity and make objects float in midair! — *David Williams*

**35 PARTY LINE**



The ultimate telephone-line simulator offers six different phone extensions, and can even be used as the heart of an intercom system! — *Thomas E. Black*

As a service to readers, ELECTRONICS NOW publishes available plans or information relating to newsworthy products, techniques and scientific and technological developments. Because of possible variances in the quality and condition of materials and workmanship used by readers, ELECTRONICS NOW disclaims any responsibility for the safe and proper functioning of reader-built projects based upon or from plans or information published in this magazine.

Since some of the equipment and circuitry in ELECTRONICS NOW may relate to or be covered by U.S. patents, ELECTRONICS NOW disclaims any liability for the infringement of such patents by the making, using, or selling of any such equipment or circuitry, and suggests that anyone interested in such projects consult a patent attorney.

ELECTRONICS NOW, (ISSN 1067-9294) February 1996. Published monthly by Gernsback Publications, Inc., 500 Bi-County Boulevard, Farmingdale, NY 11735-3931. Second-Class Postage paid at Farmingdale, NY and additional mailing offices. Canada Post IPM Agreement No. 334103, authorized at Mississauga, Canada. One-year subscription rate U.S.A. and possessions \$19.97, Canada \$27.79 (includes G.S.T. Canadian Goods and Services Tax, Registration No. R125166280), all other countries \$28.97. All subscription orders payable in U.S.A. funds only, via international postal money order or check drawn on a U.S.A. bank. Single copies \$3.50. © 1995 by Gernsback Publications, Inc. All rights reserved. Printed in U.S.A.

POSTMASTER: Please send address changes to ELECTRONICS NOW, Subscription Dept., Box 55115, Boulder, CO 80321-5115.


A stamped self-address envelope must accompany all submitted manuscripts and/or artwork or photographs if their return is desired should they be rejected. We disclaim any responsibility for the loss or damage of manuscripts and/or artwork or photographs while in our possession or otherwise.



**TECHNOLOGY**

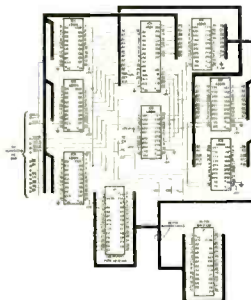
**37 LOW-COST SOFTWARE FOR PC-BOARD DESIGN**

A review of software that allows you to produce professional-quality circuit boards without emptying your wallet.  
— *TJ Byers*



**39 EPROM EMULATOR**

Build this circuit that lets you emulate a 2764 EPROM with RAM to speed up development time.  
— *Jeff Orthober*



**DEPARTMENTS**

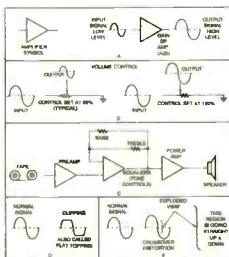
**6 VIDEO NEWS**  
What's new in this fast-changing field. — *David Lachenbruch*

**15 EQUIPMENT REPORT**  
Heath Computer Education Course

**27 COMPUTER CONNECTIONS**  
Random thoughts on miscellaneous matters.  
— *Jeff Holtzman*

**51 HARDWARE HACKER**  
Reverse engineering, and more.  
— *Don Lancaster*

**64 AUDIO UPDATE**  
Noise and hum in audio systems.  
— *Larry Klein*



**AND MORE**

- 4** WHAT'S NEWS
- 8** Q&A
- 12** LETTERS
- 19** NEW PRODUCTS

- 22** NEW LITERATURE
- 112** ADVERTISING SALES OFFICES
- 112** ADVERTISING INDEX

**Electronics NOW**

Hugo Gernsback (1884-1967) founder

**LARRY STECKLER, EHF, CET,**  
Editor-in-chief and publisher

**EDITORIAL DEPARTMENT**

- BRIAN C. FENTON,** editor
- NEIL SCLATER,** associate editor
- JULIAN S. MARTIN,** associate editor
- TERI SCADUTO,** assistant editor
- JEFFREY K. HOLTZMAN**  
computer editor
- LARRY KLEIN,** audio editor
- DAVID LACHENBRUCH**  
contributing editor
- DON LANCASTER**  
contributing editor
- MICHAEL A. COVINGTON, N4TMI**  
contributing editor
- EVELYN ROSE,** editorial assistant

**ART DEPARTMENT**

- ANDRE DUZANT,** art director
- RUSSELL C. TRUELSON,** illustrator

**PRODUCTION DEPARTMENT**

- RUBY M. YEE,** production director
- KATHRYN R. CAMPBELL**  
production assistant
- KEN COREN**  
desktop production

**CIRCULATION DEPARTMENT**

- JACQUELINE P. CHEESEBORO**  
circulation director
- THERESA LOMBARDO**  
circulation assistant

**REPRINT DEPARTMENT**

- MICHELE TORRILLO**  
reprint bookstore

Typography by Mates Graphics  
Cover design by David Loewy

**Electronics Now** is indexed in *Applied Science & Technology Index*, and *Readers Guide to Periodical Literature*, *Academic Abstracts*, and *Magazine Article Summaries*.

Microfilm & Microfiche editions are available. Contact reprint bookstore for details.

**Advertising Sales Offices listed on page 112.**

Electronics Now Executive and Administrative Offices

**1-516-293-3000.**

Subscriber Customer Service:

**1-800-288-0652.**

Order Entry for New Subscribers:

**1-800-999-7139.**



Audit Bureau  
of Circulations  
Member



# WHAT'S NEWS

A REVIEW OF THE LATEST HAPPENINGS IN ELECTRONICS

## Battery-powered bus

Despite the repeated setbacks in the demand for electric-powered vehicles due to their high cost and lower performance compared with gasoline-powered vehicles, new models are being introduced. One of the latest vehicles announced is the Calstart electric transit bus, developed by APS Systems for the Santa Barbara, Ca., transit district.

The bus is powered by 100 six-volt nickel-cadmium (Ni-Cd) batteries arranged in two parallel rows of 50 each. Together they provide 100 kilowatts. The bus is equipped with on-board chargers to quick-charge the batteries. Although the Ni-Cd batteries cost more than lead-acid batteries, they give the bus a longer operating range and weigh less than the lead-acid batteries needed to store the same energy. They also offer longer life.

To lighten bus weight, much of it is built from reinforced plastic which is lighter than steel. A lower than standard floor height is said to make the bus safer and easier to

drive. The transit district hopes to prove that the improvement of air quality, especially on urban streets, will offset its higher cost of the bus and productive time lost for recharging. The Ni-Cd batteries were made by Saft America, Inc., Valdosta, Ga.

## Who Pays for Internet addresses?

The cost of the registering Internet domain names—the addresses of computers linked to the Internet—has been borne by the National Science Foundation. Registration creates a database that “maps” the names to the numbers for Internet routing.

Under a cooperative agreement with the NSF, Network Solutions, Herndon, VA., handles registration for non-military Internet users. When the company began this service early in 1993, 400 new domains per month were being registered. By October of 1994, that number reached 2000 per month. It is esti-

mated that by the end of 1995, more than 20,000 new domains were being registered monthly, creating a five-week registration backlog.

The explosive rise in Internet popularity has made it impossible for NSF to continue to pay for registration. In September of 1995 a \$50 annual registration fee was levied for second-level domain names in each of the top-levels that Network Solutions maintains: educational, government, commercial, network, and non-profit organization (.edu, .gov, .com, .net, .org).

New commercial, network, and not-for-profit registrants will pay \$100 for the first two years, then \$50 per year thereafter. Those registered before September 14, 1995 will be charged the \$50 annual fee on the anniversary of their initial registration.

NSF will continue to cover the registration costs in the .edu domain, and will also pay the fees for existing .gov registrants on an interim basis. This will give the government agencies time to find alternate sources for payment. Registration fees for military organizations are paid by the Department of the Defense.

Internet users who gain access through commercial services such as Prodigy, CompuServe, or America Online will not have to pay the fees. Also exempt from the fees are college and business users who access a local network from their desktop, dormitory, or home computers.

Further information about the fees is on the Internet at URL (uniform resource locator): <http://rs.internic.net/announcements/index.html>.



AN ELECTRIC BUS IN SANTA BARBARA, powered by nickel-cadmium batteries, will improve the air quality on downtown streets.

EN



# What's better than speed reading? *Speed Learning.*

Speed Learning has replaced speed reading. It's a whole new way to read and learn. It's easy to learn...lasts a lifetime... applies to everything you read. It may be the most productive course you've ever taken.

Do you have too much to read and too little time to read it? Do you mentally pronounce each word as you read? Do you frequently have to go back and reread words, or whole paragraphs, you just finished reading? Do you have trouble concentrating? Do you quickly forget most of what you read?

If you answer "Yes" to any of these questions — then here at last is the practical help you've been waiting for. Whether you read for business or pleasure, school or college, you will build exceptional skills from this major breakthrough in effective reading, created by Dr. Russell Stauffer at the University of Delaware.

**Not just "speed reading" — but speed reading — thinking — understanding — remembering — and — learning**

The new *Speed Learning Program* shows you, step-by-proven step, how to increase your reading skill and speed, so you understand more, remember more and use more of everything you read. The typical remark from over one million people taking the Speed Learning program is, "Why didn't someone teach me this a long time ago." They were no longer held back by their lack of skills and poor reading habits. They could read almost as fast as they could think.

## What makes Speed Learning so successful?

The new *Speed Learning Program* does not offer you a rehash of the usual eye-exercises, timing devices, and costly gadgets you've probably heard about in connection with speed reading courses, or even tried and found ineffective.

In just a few spare minutes a day of easy reading and exciting listening, you discover an entirely new way to read and think — a radical departure from anything you have ever seen or heard about. Speed Learning is the largest selling self-study reading program in the world. Successful with Fortune 500 corporations, colleges, government agencies and accredited by 18 professional societies. Research shows that reading is 95% *thinking* and only 5% eye movement. Yet most of today's speed reading programs spend their time teaching you rapid eye movement (5% of the problem), and ignore the most important part, (95%) *thinking*. In brief, *Speed Learning gives you what speed reading can't.*

Imagine the new freedom you'll have when you learn how to dash through all types of reading material at least twice as fast as you do now, and with greater comprehension. Think of being able to get on top of the avalanche of newspapers, magazines and correspondence you have to read...finishing a stimulating book and retaining facts and details



**FOR FASTER SHIPMENT CALL 1-800-729-7323 OR FAX 1-609-273-7766**

more clearly, and with greater accuracy, than ever before.

## Listen — and learn — at your own pace

This is a practical, easy-to-learn program that will work for you — no matter how slow a reader you think you are now. The *Speed Learning Program* is scientifically planned to get you started quickly...to help you in spare minutes a day. It brings you a "teacher-on-cassettes" who guides you, instructs, and encourages, explaining material as you read. Interesting items taken from *Time Magazine*, *Business Week*, *Wall Street Journal*, *Money*, *Reader's Digest*, *N.Y. Times* and many others, make the program stimulating, easy and fun...and so much more effective.

Executives, students, professional people, men and women in all walks of life from 15 to 70 have benefitted from this program. Speed Learning is a fully accredited course...costing only 1/4 the price of less effective speed reading classroom courses. Now you can examine the same easy, practical and proven methods at home...in your spare time...without risking a penny.

## Examine Speed Learning RISK FREE for 15 days

You will be thrilled at how quickly this program will begin to develop new thinking and reading skills. After listening to just one cassette and reading the preface, you will quickly see how you can achieve increases in both the speed at which you read, and in the amount you understand and remember.

You must be delighted with what you see, or you pay nothing. Examine this remark-

able program for 15 days. If, at the end of that time you are not convinced that you would like to master Speed Learning, simply return the program for a prompt refund. (See the coupon for low price and convenient credit terms.)

## RISK-FREE ORDER FORM

**YES!** I want to try Speed Learning for 15 days without risk. Enclosed is the first of 4 monthly payments of \$32.25\*. If I'm not completely satisfied, I may return it for a prompt refund.

**SAVE 8.00!** I prefer to pay the \$129.00 now, and save the \$8.00 shipping & handling charge. I may still return the program for a full refund.

**Method of payment:** (Federal Tax Deductible)

Check or money order payable to Learn Incorporated  
 Charge to:  Visa  MC  Am Ex  Discover

Card # \_\_\_\_\_ Exp. \_\_\_\_\_

Signature \_\_\_\_\_

Phone (\_\_\_\_\_) \_\_\_\_\_

Name \_\_\_\_\_

Address \_\_\_\_\_

City \_\_\_\_\_ State \_\_\_\_\_ Zip \_\_\_\_\_

\*Plus \$8.00 shipping and handling. U.S. funds only. For New Jersey residents, sales tax will be added.

**Learn** INCORPORATED Dept. LEC-01, 113 Gaither Drive, Mt. Laurel, NJ 08054-9987



# VIDEO NEWS

WHAT'S NEW IN THE FAST-CHANGING VIDEO INDUSTRY

BY DAVID LACHENBRUCH

## HDTV's last hurdle

Results of tests of the Grand Alliance high-definition TV system have now been completed, and the final step—approval by the FCC—is considered only a formality. The test results were approved by the Technical Subgroup of the Advanced TV Systems Committee, which agreed that the system meets most of the criteria set by the FCC and that it is a significant improvement over any of the systems proposed before they were combined into the Grand Alliance. The Subgroup said that the system was “superior to any known alternative system” and urged FCC approval. Following approval by the FCC Advisory Committee on Advanced TV Service, the issue comes up before the full FCC, which is expected to approve adoption of the system and allocation of digital channels.

According to the FCC's timetable, action on HDTV could be complete by late this spring or early summer, with regular high-definition broadcasting to start by late 1997 or early 1998. Meanwhile, broadcasters and TV set manufacturers are planning to build a “demonstration HDTV station” to test broadcast and studio equipment and high-definition TV sets, as well as to gain experience in digital HDTV broadcasting. Details of the project have not been worked out at our press time.

Jerry Pearlman, former chairman of Zenith Electronics and major HDTV advocate, predicted that more than 2,000,000 HDTV receivers would be sold in the first year of broadcasting, even at an expected \$2000 premium over com-

parable analog NTSC sets. By 2004, he predicted, 20% of all TV sets in use would be large-screen digital models.

Richard Wiley, former FCC chairman who heads the Advisory Committee, forecast that the new standard would lead to a “world-wide imaging revolution,” affecting many industries in addition to television. He called the new standard “the greatest technical advance ever in broadcast television.”

HDTV's advocates openly express fear, however, that broadcasters will choose to use the new digital standards to broadcast several standard-definition channels simultaneously, instead of HDTV, in order to compete with cable's multiplicity of channels. At first, there will be little financial incentive to transmit HDTV because of the lack of sets. That same chicken-and-egg problem delayed full-time color TV broadcasting for 10 years, from 1954 to 1964.

## War of the games

“Mortal Combat” might be a good description of the hot rivalry of the various video-game systems. When Sony introduced its 32-bit PlayStation in the United States, its marketing approach so angered officials of the Japanese parent company that a few heads rolled at Sony Corporation of America. But somebody was doing something right. One of those right moves may have been pricing the hardware below cost to sell software—a practice as old as the Gillette safety razor. At \$299, neither dealers nor Sony made any money. But the game has been an overwhelming success, with demand for consoles

greater than Sony's capability to manufacture them. Four games are sold per console from the start, and peripherals are selling at a steady pace.

Getting clobbered by PlayStation is Sega's 32-bit Saturn, which has had to adjust its price downward to \$299 in self-defense. Other game competitors—including 3DO and CD-i—have been placed in the shadow.

Nintendo, once king of the hill, has been promising its Ultra 64-bit game for some time, but delivery has been postponed several times, presumably because of an insufficiency of software.



CD-i IS ONE FORMAT that is taking a beating at the hands of Sony's PlayStation

However, there is some doubt about how long the boom even of PlayStation will last. The earlier success of 16-bit games works against the 32- and upcoming 64-bit games, as many owners of 16-bit platforms are reluctant to junk their original purchase and by new consoles, even at what appears to be a “bargain” price of \$300. In addition, as the penetration of home computers increases, they are providing stiff competition to TV-based games, and that trend is bound to accelerate. As a result, virtually all game developers—including those that also manufacture

*continued on page 78*



# Aerovox®

DC Film and RFI Suppression Capacitors, Aluminum Electrolytic and AC Oil Capacitors, EMI Filters

## AMP

Electrical/Electronic Connectors, IC Sockets, PCB Switches



Time Delayed Relays, Flashers, Timing Controls



Miniature and Subminiature Coaxial Connectors and Cable Assemblies.

## AVX CORPORATION

A KYOCERA GROUP COMPANY

MLC, Tantalum and Thin Film Capacitors, Resistors, Networks, Integrated Passive Components, Trimmers, Oscillators, Resonators, Filters, Piezo Devices, and Connectors

## CAROL

CAROL CABLE COMPANY INC

Electronic and Electrical Wire and Cable and Power Supply Cords



Tubing, Conduits, Hose, Sleeveings, Splices, Insulation and Cable Harness Products, Power Cords and Cordsets

## Communications Instruments, Inc.

CII Midtex

Relays and Solenoids



Fuses, Fuseholders, Fuse Blocks, and Fuse Accessories

## CORNELL DUBILIER

Capacitors-Aluminum Electrolytics, Mica, AC Oil, Film, MICA Paper and Relays



Dale Electronics, Inc.

Resistors, Networks, Oscillators, Displays, Inductors, Thermistors, Connectors, & Transformers



## MALLORY

North American Capacitor Company  
Tantalums, Aluminum, Solenoids® Ceramics, Films and AC's

## M-tron

Quartz Crystals, Clock Oscillators, Hybrid Circuits



Fixed Ceramic Capacitors, Variable Capacitors and Resistors, Crystal Oscillators, Ceramic Filters, Resonators, EMI Filters, Hybrid Circuits and more.

## Panasonic Industrial Company

Resistors, Resistor Networks, Ceramic, Film, Electrolytic, Double Layer Capacitors, Potentiometers, Switches, Inductors, Filters, Resonators, Varistors, Thermistors

## Philips Components

Philips Electronics North America Corporation

Resistors, Ferrite Components  
Aluminum Electrolytic, Film & Ceramic Capacitors



DC Film Capacitors, AC Suppression Capacitors

## ROHM

Rohm Electronics Division

Monolithic ICs, Hybrid ICs, Transistors, Diodes, LED, Sensors, Laser Diodes, LCD, Printheads, Resistors, Capacitors



Tantalum Capacitors, Wet & Foil Capacitors, Resistor Networks, Resistor Capacitor Networks, Filters



Monolithic Ceramic, Chip Capacitors

# How to keep Production happy, Marketing bullish, and Management ecstatic



Batteries: Computer, Cordless Phone, Laptop, Scanner, Alarm and Medical  
Antennas: Cordless Phone and Scanner



WIRE AND CABLE L.P.  
Wire • Cable • Insulation  
Tubing • Cord Sets

## EATON

Eaton Corporation, Commercial & Military Controls Operation  
Switches, Relays, Displays and Keyboards

## KEMET

Electronics Corporation

Multilayer Ceramic and Solid Tantalum Capacitors

## KOA SPEER

Resistors, SMT Tantalum Capacitors, Inductors, Resistor Networks, SMT Thermistors



CIRCUIT PROTECTION DEVICES

# Buy—and sell—electronic components through distribution

The sponsors of this message, proud members of the EIA Components Group, understand that top service to customers requires effectively involving distributors as part of their marketing teams.

Distributor involvement produces lower prices, quicker deliveries, better service overall. The buyer wins...the seller wins.

Leadership stems from not only designing products better and manufacturing them better, but also from marketing them better. And that means selling through distributors.

Leadership is also fostered through the manufacturer's involvement in the Components Group of the Electronic Industries Association. EIA fosters better industry relations, coherent industry standards, and the sharing of ideas. This not only helps us; it also helps you, the customer.

Do it right. Buy through distribution. Sell through distribution. And belong to EIA!



Electronic Industries Association  
Components Group  
2500 Wilson Blvd.  
Arlington, VA 22201  
Phone: (703) 907-7536  
Fax: (703) 907-7501

Committed to the competitiveness of the American electronics producer.



# Q & A

READERS QUESTIONS, EDITORS ANSWERS

## RadioShack Enlarging Timer?

**Q** I have purchased a RadioShack 28-4032 timer kit which I plan to use on a photographic enlarger. Is there a way to alter this device to have time sequences from 1 to 60 seconds in one second increments? — W. B., Los Angeles, Calif.

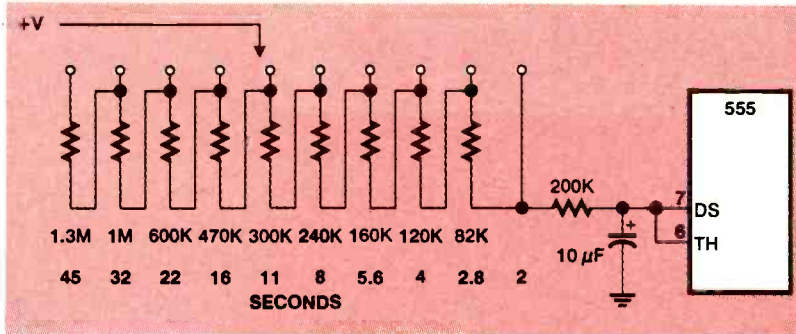
by 10 or 100 rather than adding 10, 20, or 30 seconds, or the like.

The simplest thing to do is to take advantage of the fact that an enlarging timer doesn't need 1-second increments. Instead, it needs exposures that differ by the same percentage, say 40% (one half stop, in photographic terms). For example, if a 32-second exposure is too short, you're not going to try a 33-

second exposure; make them by connecting standard values in series (e.g., 240K = 120K + 120K). Any resistance that is within a few percent of the correct value will do.

It's no coincidence that the numbers of seconds in Fig. 1 are the same as the *f*-numbers on your lens; *f*-numbers also differ by 41% from stop to stop, but the reason is different. If you increase the diameter of a lens by 41%, you double its area because 1.41 squared is very close to 2. So apertures that differ by 41% correspond to whole-stop (factor-of-2) differences in light level.

If you still want what you originally specified, 1 to 60 (or rather 0 to 59) in 1-second increments, Fig. 2 shows how to achieve it. The first selector switch chooses between resistances for 0, 10, 20, 30, 40, or 50 seconds. (You could extend it up to 90 using a 10-position switch.) The second switch adds resistance for 0, 1, 2, 3, 4, 5, 6, 7, 8, or 9 seconds in series with the first resistance. Use precision resistors, especially for the 1-megohm units.



**FIG. 1**—A MODIFIED RESISTOR STRING gives times suitable for controlling enlarger with the RadioShack timer kit. The rest of the circuit is not shown.

**A** This particular timer is not a digital device; that is, it doesn't count seconds. Instead, it measures the time taken to charge a capacitor through a resistance. When built as specified, it gives you a choice of 10 different resistances and 3 different capacitances. The effects of the resistance and the capacitance are multiplied, not added, which is why changing capacitors will multiply all the times

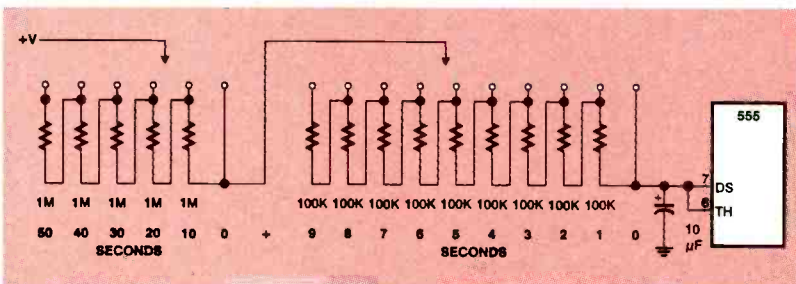
second exposure; you'll move up to something like 45 seconds, because the difference between 33 and 32 is negligible. A 41% change in exposure time will usually be the smallest change that makes a significant difference.

Accordingly, Fig. 1 shows how to modify the timer to go from 2 to 45 seconds in 10 steps each of which is 41% longer than the previous one. Some of the resistors are not stan-

## Simulated Lighthouse Beacon

**Q** I am enclosing a diagram of a circuit from Model Railroader, July, 1978, which drives a 12-volt "grain of wheat" lamp and makes it turn on and off gradually. The object of the exercise is to replicate, in 1:12 scale, the character of the rotating lamp in a lighthouse. I have built a motor-driven cam switch to give the proper on-off cycle.

What I would like to know is how to drive a 2-amp bulb instead of a tiny one, and still provide the delay in com-

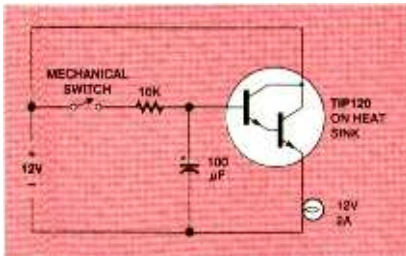


**FIG. 2**—HERE'S HOW TO DIAL ANY TIME from 0 to 59 seconds using two selector switches.



ing to and receding from full incandescence. I have written to Model Railroader and two other magazines for help in this project, but all to no avail. — J. H. C., Dallas, OR.

**A** It's not too surprising that *Model Railroader* can't contact the author of an article that appeared 18 years ago. But here's a circuit that will do the job (Fig. 3) and is simpler than the original. It uses a TIP120 power transistor (actually a pair of transistors in one case, as shown in the diagram) as a voltage-regulating element. The voltage across the lamp is always 1.2 volts lower than the voltage across the capacitor. Closing the switch charges the capacitor gradually over a period of a few seconds, causing the voltage to go up. When the switch opens, the capacitor slowly discharges and the voltage goes down again.



**FIG. 3**—THE LAMP TURNS ON AND OFF gradually, controlled by the charging and discharging of the capacitor.

You may have to experiment with component values to get the effect you want. The capacitor controls both the rise time and the fall time; the resistor controls the rise time only. In both cases, larger values make the action go slower. Be sure to mount the TIP120 transistor on a heat sink, and remember that its mounting hole is connected to the collector (and thus to +12V in the circuit).

## Regulating AC Voltage

**Q** I would like to build a solid-state voltage stabilizer or constant voltage transformer (110 VAC in, 110 VAC out) with a power capacity of about 200 watts for color printing with a condenser enlarger. — T. P., Rochester, N.Y.

I have a resistive load that will accept an input voltage ranging between 0 and 90 VAC. I would like to design an AC voltage regulator circuit with an input of

120 VAC and be able to vary the output voltage from 0 to 90 VAC with 10% regulation. The output must not exceed 90 VAC. Can you help? — R. K., Los Angeles, Calif.

**A** AC voltages are hard to regulate because, by definition, an AC voltage is changing all the time, and it can't simply be clamped at a fixed level the way DC can. The usual way to regulate AC voltage is to use a constant-voltage transformer, which works by undergoing magnetic saturation at the desired voltage. A suitable unit, the Sola 23-23-125-8 (250 watts), lists for \$320 in the Allied Electronics catalog (7410 Pebble Drive, Fort Worth, TX 76118); you may find it at local electrical (not electronic) supply houses. There's not much to build — just buy the transformer and hook it up. Some enlarger makers offer voltage stabilizers matched to their enlargers, such as Beseler's model 6731 (about \$140 from Beseler dealers). Be sure to check the surplus and secondhand market.

The best way to get an adjustable AC voltage at appreciable power levels is to use a transformer with a continuously variable tap position (a "Variac"). These aren't cheap either; expect to pay \$50 for a 2-amp unit. Several suitable transformers are available from Allied at the address just given. Also, because Variacs are a standard item on an electronics test bench, you may be able to find one locally at dealers such as Dow Electronics in Pasadena.

If your load is resistive, it may not require pure AC. If it's something like a heating element or an incandescent light, you can power it with chopped AC from an ordinary light dimmer, or regulated DC from a DC power supply of standard design.

## Line Level Audio to 68 Ohms

**Q** I've been trying to find a voltage follower circuit that I can use to couple the output of my computer, 2.2 volts into 1000 ohms, to the 68-ohm inputs of small speakers that fit nicely on my mod-

**Bob Moog says . . .**

## "Build your own Big Briar Theremin."

"Here is an authentic, high-quality theremin kit that you can build in an evening. Its tone color and playing characteristics emulate Leon Theremin's original designs. We've assembled and tested the circuit board; you assemble the panel and cabinet, and connect a few wires. You'll have a sleek, rugged, professional-quality instrument that you can plug into any amp or sound system. To help you master your theremin, we include Lydia Kavina's 'Complete Theremin Video,' Clara Rockmore's 'Art of the Theremin' CD, and my own illustrated booklet of theremin history and technology."

Phone, fax, or write for more information.



**Big Briar Theremin Kit - \$229<sup>00</sup>**  
(includes shipping in U.S.)

## BIG BRIAR, Inc.

554-C Riverside Drive · Asheville, NC 28801  
Call (800) 948-1990 · Fax (704) 254-6233  
Outside the U.S.A. call: (704) 251-0090

CIRCLE 131 ON FREE INFORMATION CARD

## ANTIQUE RADIO CLASSIFIED Free Sample!

Antique Radio's Largest Circulation Monthly. Articles, Ads & Classifieds. 6-Month Trial: \$17.95. 1-Yr: \$34.95 (\$51.95-1st Class). A.R.C., P.O. Box 802-L15, Carlisle, MA 01741. Phone: (508) 371-0512 VIS/AMC Fax: (508) 371-7129

**SINGERS! REMOVE VOCALS! Unlimited Backgrounds!**  
From Standard Records & CD's with the Thompson Vocal Eliminator™ Call for Free Catalog & Demo Record.  
Phone: (404) 482-4189 Ext. 72  
Singer's Supply, Dept. H-1  
7587 Hightower Trail  
Lithonia, GA 30058  
24 Hour Demo/Info Request Line (404) 482-2425 Ext. 72  
Singer's Supply - We Have Anything & Everything For Singers!

## Invest a stamp, Save a bundle

For the price of a stamp, you can get the latest edition of the federal government's free **Consumer Information Catalog**. It lists more than 200 free or low-cost publications on federal benefits, jobs, health, housing, education, cars, and more.

So stamp out ignorance with our latest free Catalog. Send your name and address to:

**Consumer Information Center  
Department SB  
Pueblo, Colorado 81009**


# Electronics Paperback Books



**BP88—How to Use Op Amps...\$5.95.** A designer's guide that covers operational amplifiers. Serving as both a source book of circuits and a reference book for design calculations. The text is non-mathematical and easy to understand by most readers.



**BP113—30 Solderless Breadboard Projects-Book 2...\$5.95.** Companion to BP107. Presented in exactly the same style using "Verobloc" breadboards. All the breadboard projects in this book are based on CMOS logic integrated circuits.




**BP177—Introduction to Computer Communications...\$5.95.** Details on types of modems and their suitability for specific application, plus details of connecting various computers to modems, and modems to the telephone system.



**BP350—Electronic Board Games...\$6.00.** Twenty novel electronic board games that you can build from the plans in this book. Some games are motor racing, searching for buried treasure or for gold in Fort Knox, — there is something for you to build and enjoy!



**BP61—Beginners Guide to Digital Techniques...\$5.00.** Covers the basics of digital techniques—decimal, binary, octal and hexadecimal numbering systems are covered plus insights on weighted and non-weighted binary-coded-decimal codes and alphanumeric codes. The basic building blocks of circuit logic, the common AND, OR, NAND, NOR and EXCLUSIVE-OR gates and bi-stables are thoroughly covered.




**BP285—A Beginners Guide to Modern Electronic Components...\$6.50.** It is easy for newcomers to electronics to become confused. There are a great many different types of components available often with numerous variations of each type. This book presents the reader with a vast amount of invaluable parts information to enable the right component to be selected every time for repairs and projects.



**PCP103—Practical MIDI Handbook...\$9.95.** The Musical Instrument Digital Interface (MIDI) is surrounded by a great deal of misunderstanding. This book is aimed at musicians and technicians who want to explore the vast capabilities of MIDI. It covers MIDI-based equipment you can use: keyboards, drum machines, sequencers, effects units, mixers, drum pads guitars. There's also a section on computer music.



**PCP119—Electronic Music and MIDI Projects...\$14.95.** Save cash by building the MIDI gadgets you need. Want a MIDI Thru box, program change pedal, Metronome, analog echo unit? Over 16 practical and very useful music and MIDI projects.




**BP121—How to Design and Make Your Own PCBs...\$5.75.** Simple methods for copying printed-circuit board designs from magazines and books on to copper. Covers all aspects of simple PCB construction as comprehensively as possible.



**BP44—IC 555 Projects...\$5.95.** Every so often a device appears that is so useful that one wonders how life went on before without it. The 555 timer integrated-circuit chip is one such device. Included are basic and general circuits used by most hobbyists.



**PCP109—Everyday Electronics Data Book...\$10.00.** An invaluable source of electronics information—the text contains sections that deal with the underlying theory of electronic circuits and a wide range of practical electronic uses for everyone.



**BP301—Antennas for VHF and UHF...\$6.00.** From installing a TV or FM antenna to setting up a multi-antenna array for shortwave listening or amateur radio, this book explains the basics of VHF and UHF antenna operation and installation. The text describes in easy-to-understand terms the essential information about how antennas work, the advantages of different antenna types, and how to get the best performance.



**BP297—Loudspeakers for Musicians...\$6.25.** Contains all the information that a working musician needs to know about loudspeakers: the different types, how they work, the most suitable for different instruments, for cabaret work, and for vocals. It gives tips on constructing cabinets, wiring up, available fittings, finishing and how to connect multi-speaker arrays, etc. Includes ten enclosure designs with plans.



**PCP110—Electronic Power Supply Handbook...\$10.95.** All types of power supplies used for electronics purposes are covered in detail, starting with cells and batteries and extending by way of rectified supplies and linear stabilizers to modern switch-mode systems, IC switch-mode regulators, DC-converters and inverters. The devices, their operating principles and typical circuits, are dealt with in detail.



**BP254—From Atoms to Amperes...\$6.50.** Explains in crystal-clear terms the fundamentals behind the whole of electricity and electronics. Really helps you to understand the basis of the complex subject perhaps for the first time ever.



**PCP101—Practical Digital Electronics Handbook...\$9.95.** An introduction to digital circuits, logic gates, bi-stables, timers, micro-processors, memory and I/O devices. A special feature of the book is the section on digital test gear projects.



**BP315—Introduction to the Electromagnetic Wave...\$5.95.** A fundamental and easy-to-understand approach to a complicated theory topic. The beginner requires no more than elementary mathematics and basic knowledge of electronics.



**#228—Essential Theory for the Hobbyist...\$5.25.** Supplies to the hobbyist background knowledge tailored to the specific requirements of the hobbyist. Relevant material is presented in a readable manner with minimum mathematics.

## TEST EQUIPMENT SPECIALS

- BP239—Getting the Most from Your Multimeter...\$5.95**  
Covers analog and digital gear, component and gear testing.
- BP267—How to Use Oscilloscopes & Other Testing Equipment...\$6.95**  
Get with the next step to proficient troubleshooting.
- PCP111—Electronic Test Equipment Handbook...\$13.95**  
The all-purpose, all-pro handbook that covers basics to in-circuit testing.

## SUBSTITUTION GUIDES FOR HOBBYISTS

- BP85—International Transistor Equivalents Guide...\$7.50**  
The ultimate guide to replacing foreign and domestic transistors.
- BP108—International Diode Equivalents Guide...\$5.95**  
Rectifiers, Zeners, LEDs, OCIs, diacs, triacs...all hobby types.
- BP140—Digital Equivalents and Pin Connectors...\$12.50**  
A master reference for builders who design projects.

**ELECTRONIC TECHNOLOGY TODAY INC.**  
P.O. BOX 240, Massapequa, NY 11762-0240

Name \_\_\_\_\_  
Address \_\_\_\_\_  
City \_\_\_\_\_ State \_\_\_\_\_ Zip \_\_\_\_\_  
PE6

**SHIPPING CHARGES IN USA AND CANADA**  
\$0.01 to \$5.00 .....\$2.00  
\$5.01 to \$10.00 .....\$3.00  
\$10.01 to 20.00 .....\$4.00  
\$20.01 to 30.00 .....\$5.00  
\$30.01 to 40.00 .....\$6.00  
\$40.01 to 50.00 .....\$7.00  
\$50.01 and above .....\$8.50

**SORRY No orders accepted outside of USA & Canada**

Total price of merchandise ..... \$ \_\_\_\_\_  
Shipping (see chart) ..... \$ \_\_\_\_\_  
Subtotal ..... \$ \_\_\_\_\_  
Sales Tax (NYS only) ..... \$ \_\_\_\_\_  
Total Enclosed ..... \$ \_\_\_\_\_

Number of books ordered

**All payments must be in U.S. funds!**



est computer desk. The circuit on page 82 of your July 1994 issue might be satisfactory but shows no component values. What are they? — C. S., Sun Valley, Calif.

**A** That circuit is actually a preamp that won't drive a low-impedance output. The first stage of it is a follower, as you note, but the second stage is a common-emitter amplifier with a high impedance output, drawn upside down because it uses a PNP transistor. The reader who sent it in didn't specify component values.

To couple line-level audio to the 68-ohm powered speakers that are becoming ubiquitous, we suggest you use the LM386 headphone amplifier circuit shown on page 8 of our June 1995 issue. It will probably work satisfactorily with a 6-volt supply.

## Can't find these ICs

**Q** My second question is about an IC in a European-made controller for a pipe organ. The 18-pin DIP is labeled 0530 and made by Siemens. I have contacted Siemens, but they no longer make this item and they are unable to help me with a replacement. What can I do? — W. B., Los Angeles, Calif.

I am trying to copy a touch lamp circuit and have not been able to identify the IC chip. It is labeled AMI 8816MAS C16281 6503-603 and is made by Mitel Corp, but I could not get any information from them. Where can I get a replacement? — J. M., Milldale, Conn.

**A** Unfortunately, some ICs just aren't available when you need them. ICs are very specialized components, and it sometimes happens that a manufacturer discontinues one without introducing a compatible substitute. That's apparently what happened with the Siemens chip, and your best bet is to figure out how the circuit works and redesign it to use currently available parts.

Other ICs are never available in small quantities because the manufacturer doesn't think there's a market for them. ICs aren't widely marketed unless there is a demand for them either in the repair industry or in industrial electronics (which often

involves custom-building equipment). Touch lamps are seldom repaired on the component level, so there isn't a repair market, and a touch lamp controller isn't good for much else, so there is no industrial market either.

On top of that, the lamp controller type number, 6503-603, sounds like a "house number," a number assigned to a particular client's special order, but the chip may be equivalent to something the same manufacturer normally sells under a different number. The manufacturer is apparently not Mitel, which doesn't make lamp controllers. Could it be Mitec or another company with a similar name? If you can identify the company, write and ask for general information about their touch lamp controllers. Also write to Philips ECG, P.O. Box 3277, Williamsport, PA 17701, and see if they can suggest a replacement.

## 5-Band Color Code

**Q** Could you please explain the color code for the 5-band 1% metal film resistors, such as 23.7K, as opposed to the 4 and 5 band, 5% and 10% resistors? — T. C., Galesburg, Ill.

**A** The color code is the same except that the 1% resistors have one more digit. For example, a 10K-ohm 5% resistor will be marked:

brown	1	
black	0	
orange	000	(multiplier)
gold	5%	(tolerance)

Its 1% counterpart will be marked with five bands:

brown	1	
black	0	
black	0	
red	00	(multiplier)
brown	1%	(tolerance)

Either way, the number comes out to 10,000, but notice that the multiplier is lower when more digits precedes it — a common source of errors.

If there is yet another band, it denotes long-term stability; brown is worse and yellow is best.

The price of 1% resistors is falling, and 5% resistors may one day become obsolete just as 10% resistors did; then we'll all get used to reading five bands instead of four. **EN**

# EARN YOUR B.S. DEGREE IN COMPUTERS OR ELECTRONICS



## By Studying at Home

Grantham College of Engineering, now in our 45th year, is highly experienced in "distance education"—teaching by correspondence—through printed materials, computer materials, fax, modem, and phone.

No commuting to class. Study at your own pace, while continuing on your present job. Learn from easy-to-understand but complete and thorough lesson materials, with additional help from our instructors.

Grantham offers three separate distance-education programs, leading to the following accredited degrees:

- (1) The B.S.E.T. with Major Emphasis in Electronics.
- (2) The B.S.E.T. with Major Emphasis in Computers.
- (3) The B.S.C.S. — the Bachelor of Science in Computer Science.

An important part of being prepared to *move up* is holding the right college degree, and the absolutely necessary part is knowing your field. Grantham can help you both ways—to learn more and to earn your degree in the process.

Write or phone for our free catalog. Toll free, 1-800-955-2527, or see mailing address below.

Accredited by  
the Accrediting Commission of the  
Distance Education and  
Training Council

**GRANTHAM**  
College of Engineering  
Grantham College Road  
Slidell, LA 70460



# LETTERS

SEND YOUR COMMENTS TO THE EDITORS OF ELECTRONICS NOW MAGAZINE

## THERE'S STILL HOPE

I am writing in response to Jeff Holtzman's Computer Connections column "Abandon All Hope" (*Electronics Now*, November 1995). Mr. Holtzman states that "Given all of the above, there is little or no chance that a small entrepreneur can ever hope to build a new business in the computer industry, unless [he has] not only technical savvy, but also 20 or more years of business experience."

My comments on the column, based on my experience as an inventor, are:

1. If there is little hope for inventors in the computer field, perhaps they should be inventing in other technical fields such as agriculture that are less crowded. The column supports the view that too many people are working and inventing in the computer field.
2. I have been informed by lawyers that those corporate agreements giving inventors rights to inventions that they develop on their own time are might not stand up in court. Perhaps Mr. Holtzman should have consulted a lawyer before making broad statements about the employee-inventor's lack of rights.
3. Inventing is always a gamble, like playing the lottery. The best motivation for inventing is that the process is fun and exciting.
4. Inventing another marginally improved device, such as a slightly better operating system, is not usually worth the effort either from a commercial or intellectual standpoint. Why not go for the gold and attempt to invent something really new? Replace those boring comput-

ers with something that is really powerful and interesting.

5. If Holtzman's suggestion to "abandon all hope" applies to all of inventing, *Electronics Now* should consider ceasing publication. Why should anyone bother to learn about electronics if all the real action is limited to the corporate elite? Also, brace for a nasty political meltdown as people discover the truth about lack of opportunity.

6. I do not agree with the article's premise. A friend of mine made a decent living for many years from his own small computer components company. He started by making circuit boards in his kitchen sink and focused his business on the interfacing of incompatible computers.

In conclusion, don't sell American inventors short. We can continue to invent- including ways to limit excessive corporate power over those inventions.

NICKOLAUS E. LEGGETT  
Reston, VA

Jeff Holtzman's column, "Abandon All Hope," makes a valid point that most businesses require employees to have several areas of expertise beside the engineering phase of product development. At

the same time, the article is very pessimistic, heavily biased, and will unnecessarily discourage your readers, who are the entrepreneurs of the future.

There are still plenty of opportunities to succeed in the computer field, as well as in many other fields related to electronics. Obviously, Holtzman thinks that the readers of *Electronics Now* are dumb and believe that "all you have to do is build a better mousetrap, and people will come knocking."

In concluding his column by saying "there is little or no chance that a small entrepreneur can ever hope to build a new business in the computer industry," he suggests that people get jobs in large corporations and then let the management take advantage of them while they are not learning anything about running the business.

Give me a break! Holtzman should stop whining in the pages of *Electronics Now*.

I started my career as an entry-level electronic technician, and worked at some of those large corporations. Over time, I've gained plenty of practical experience in running a business, and I know many others who have also done this. No, the experience wasn't handed to me — I had to work for it.

About six years ago, a few friends and I struck out on our own, and we built and now operate a successful and rewarding business in the computer field. I am the company president. We are participating successfully in all three of the business categories listed in Holtzman's column.

Perhaps Holtzman expects things to be handed to him on a silver platter; most people know that

Write To:  
Letters,  
Electronics Now Magazine,  
500 Bi-County Blvd.,  
Farmingdale, NY 11735

Due to the volume of mail we receive, not all letters can be answered personally. All letters are subject to editing for clarity and length.



# Two ways to fit a 100 MHz benchtop scope in your hand.



Bigger hands.



TekScope™



Got huge hands? Then you can probably lug a benchtop scope around the field. For the rest of us, there's TekScope™, the first hand-held with true 100 MHz bandwidth and 500MS/s sample rate on both channels. It's got the familiar Tek interface, a bright, backlit display and is priced at just \$2195 MSRP. Call 1-800-479-4490, action code 709, or visit our Web site at <http://www.tek.com>.

**Tektronix**

# Electronic Security

2 for 1 SALE!



## Mini Long Range FM Voice Transmitter (3 mi) Ultra Sensitive -

with fine tune, range control, more! Detects even whispers! FMX1 Kit and Plans.....\$49.50

## Tiny Telephone FM Transmitter

(3 mi) - automatically operates when phone is used. Crystal clear clarity with fine tune and range control. TELX-1 Kit and Plans.....\$39.50

Both Easy-to-Build Kits Above only \$49.50!

## Extended Play Telephone



### Recording System - \$129.50

- Automatic - Crystal Clear - Easy to Use - Connects to Any Phone - Automatically controls and records both sides of the conversation on our extended play recorder. Caution - check local laws as some states require an alerting beeper. TAP20X Ready-to-Use System ..... only \$129.50

FREE CATALOG with order - or send \$1.00 P&H

**INFORMATION UNLIMITED**

MC, VISA, Check, Cash or C.O.D.  
Send or Fax Orders to: Dept en16  
PO Box 719, Amherst, NH 03031

Orders: 800-221-1705

FAX 603-672-5406 Tel 603-673-4730

# Be an FCC LICENSED ELECTRONIC TECHNICIAN!



Earn up to \$60 an hour and more!

Learn at home in spare time. No previous experience needed!

No costly school. No commuting to class. The Original Home-Study course prepares you for the "FCC Commercial Radiotelephone License." This valuable license is your professional "ticket" to thousands of exciting jobs in Communications, Radio-TV, Microwave, Maritime, Radar, Avionics and more...even start your own business! You don't need a college degree to qualify, but you do need an FCC License.

**No Need to Quit Your Job or Go To School** This proven course is easy, fast and low cost! **GUARANTEED PASS**-You get your FCC License or money refunded. **Send for FREE facts now. MAIL COUPON TODAY!** Or, Call 1-800-932-4268 Ext. 90

## COMMAND PRODUCTIONS

FCC LICENSE TRAINING, Dept. 90  
P.O. Box 2824, San Francisco, CA 94126  
Please rush FREE details immediately!

NAME \_\_\_\_\_  
ADDRESS \_\_\_\_\_  
CITY \_\_\_\_\_ STATE \_\_\_\_\_ ZIP \_\_\_\_\_

Electronics Now, February 1996

14

seldom happens. Your readers should also know that it is possible for entrepreneurs to make money in the computer field in both small and a large companies. This obviously contradicts Holtzman's pessimism.

People should set reasonable goals for themselves and understand their own limits, as well as those of their fellow workers. People should not try to fake their way through projects that they can't handle on your own. And they should pick their associates very carefully. For example, if you are technically trained, don't choose as partners only those with technical experience. Seek help from others with different kinds of expertise such as business management, marketing, and finance. Your skills should complement those of your associates.

I found the negative tone of the column to be unworthy of your excellent magazine. It is one thing to publish a column as a wake-up call for people who think they can start a business without adequate resources, but it is quite another to publish one that would discourage anyone from trying.

If everyone had such a negative attitude, we'd never see any new products other than those from a few large corporations. This country was founded on ideals that promote individual freedom and opportunity. They encourage people to be the best that they can be. Those ideals are still valid today, and they contribute to making the United States so great. Holtzman can give up trying to succeed if he wants to, but I suggest that your readers not follow his advice that suggests "you can't make it, so you better give up."

BRAD BAKER  
Los Gatos, CA

## TELCO IN A BOX

Unfortunately the "Telco in a Box" circuit (*Electronics Now*, September 1995) is compatible with all telecommunications subscriber-line interface devices such as telephones, fax machines and answering machines.

I'm not writing to criticize your magazine. I want to give you some useful information on telephony from the "Bell Blue Book," as it was called

when I worked for ITT and Wescom many years ago. I believe its complete title is "North American Telecommunications Signaling Standards." It was published by the Bell System and contained guidelines for North American telephony.

The information about telephone in the article was not entirely correct. That could lead to functioning equipment being falsely diagnosed as defective. Most "disposable" telephones produced today will ring at a low electrical threshold, but that is not the way that older subsets functioned. The primary reason for the increased sensitivity of the ring detect is the introduction of the electronic ringer. Here are the facts:

1. The ringing voltage from the central office is AC and can be 20, 30, 40, 50, or 60 Hz. The nominal voltage varies from 103 to 120 volts RMS (according to the Bell System, although ITT used 90-volt generators).

2. The minimum (stated in the Bell book) ring voltage was 35 volts RMS for most ringers, and 45 volts RMS for the others. Higher ringing voltages than 90 volts RMS were used to allow at least five standard subsets to be rung without causing a false ring trip. "Ring trip" is the condition that disables the ring voltage and connects the voice path. Ring trip is related to, but not the same as off-hook detection. That condition occurs when the DC voltage level changes to a predetermined level so that it either connects the voice path or gives a dial tone.

3. There were, (and still might be), places in the United States where party lines are in use. The worst party line I ever saw had 15 subscribers on a single telephone pair. There were five different ring frequencies and the ring voltages were applied either tip to ground, ring to ground, or across the tip and ring (bridge ringing).

4. The single-line subscriber has a straight-line ringer that operates between 1 and 30 Hz, in a bridged ringing configuration. Telephone operating companies avoided 60-Hz ringers because of possibilities of false rings induced by power-line 60 Hz.

5. The idle voltage in the telephone loop is -51 to -54 volts, but the design

continued on page 59





# EQUIPMENT REPORTS

HEATHKIT'S INDIVIDUAL LEARNING SYSTEM.

*Practice for the nationally-recognized A+ Certification for competence in microcomputer servicing or just enhance your knowledge with Heathkit's Individual Learning System.*

CIRCLE 15 ON FREE INFORMATION CARD



**S**elf-study has long been a route to knowledge and success, particularly for the those who was unable to attend classes in subjects of interest or classroom instruction in those subjects is not available locally. Correspondence schools and self-study texts have met this need for many people as well as those who could not afford tuition. They have also helped where course attendance would interfere with their jobs and family responsibilities or commuting to courses (even if free) would be a burden.

Today, a knowledge of how to maintain and upgrade microcomputers and associated peripheral equipment is a requisite for advancement in many industries, and it might even be a prerequisite for getting a job in the computer industry. That makes it a fit topic for both formal and informal study.

Unfortunately, few, if any, formal courses now being offered are dedicated solely to professional computer servicing in colleges and technical schools.

## Computer service self-study

Heathkit, the company that became famous for producing electronics kits, has met this need by offering a self teaching course covering the knowledge necessary to pass the nationally recognized A+ examinations. Passing those industry-sponsored exams certifies that a person possesses the knowledge, technical skills, and customer relations savvy to become a successful computer service technician.

The course, based on concepts of computer-aided instruction, frees the student from having to put together his own program and perhaps struggle with scheduling attendance at the requisite classes—assuming that they are available locally. It also permits the student to study an integrated curriculum at his own pace, either at home or on company time.

Although the introduction of the computer into the learning process has taken a lot of the frustration and wasted time out of self-education, successful study and qualification still demands initiative and determi-

nation. However, many people who do not want or need A+ Certification will be attracted to this packaged course because it gives them an incentive to study subjects they want or need to know but have put off because of the work and family responsibilities.

## Who needs A+ Certification?

The A+ Certification testing program is sponsored by the Computing Technology Industry Association (CompTIA), an organization that certifies the competency of service technicians in the computer industry. Anyone who wants to earn this certification as a competent computer service professional can take the A+ exams.

The exams cover a broad range of hardware and software technologies, but they are not tied to any specific computer products. More than 40 computer-industry organizations have contributed resources to the tests. These companies include computer hardware and component manufacturers, software publishers, distributors, and resellers.

The candidate must pass two computer-based test modules—the core and one of two specialties, either the Microsoft Windows/DOS module or the Macintosh module. When candidates pass the core plus a specialty, they receive a certificate that states the specialty module they passed. Candidates for certification may register by phone by calling 1-800-776-4276 to schedule a testing session in any of the 50 states nationwide and in over 150 countries worldwide. Candidates who pass the exams will have demonstrated a knowledge of configuring, installing, diagnosing,

**CABLE TV CHANNELS**

EQUIPMENT **Direct!**  
**GUARANTEED**

SAVE \$1000's  
 The Nationwide source for cable TV equipment.

**BUY WHERE THE DEALERS BUY!**

**FREE** TV Cable Descramblers, Converters and Magic Box Catalog. Open Every Day!

**FREE** 30 DAY TRIAL

YOUR VCR TAPES CAN PLAY AS CLEAR AS DAY!  
 Eliminates copy protection on any tape.

UNJAM NOW WITH Video Decoders  
 Copy any ant/bought tape  
 Power Cord and RC Plugs Included

2 Year Warranty  
**CALL NOW!**  
 Member Better Business Bureau

**MEGA ELECTRONICS!**  
 1-800-676-6342 VISA • MC • COD

FREE 30 Day Trial!

**WORLDS SMALLEST FM TRANSMITTER KITS**

**MICRO-MINIATURE FM TRANSMITTER:**  
 Battery and holder mounted to circuit board for absolute minimum size. Up to 1/2 mile range. Transmits from 88 to 108. Kit includes pre-assembled and tested surface mount module, microphone, antenna wire, and battery  
 ● XWB1000 E-Z kit \$46.95

**CRYSTAL CONTROLLED FM TRANSMITTER!**  
 Works with VHF scanner or surveillance type receiver at 143 MHz. Up to 1/2 mile range. Battery and holder mounted to circuit board. Kit includes pre-assembled and tested surface mount module, microphone, antenna wire, and battery.  
 ● XTL1000 E-Z kit \$69.95

**LONG RANGE CRYSTAL CONTROLLED FM TRANSMITTER!**  
 Works with VHF scanner or surveillance type receiver at 143 MHz. Up to 1 mile range. Battery and holder mounted to circuit board. Kit includes pre-assembled and tested surface mount module, microphone, antenna wire, and battery  
 ● XTL3000 E-Z kit \$89.95

**1-800-336-7389**  
 SATISFACTION GUARANTEED.  
 CHECK VISA, MC, MO or COD, S&H EXTRA

ASK FOR OUR NEW CATALOG!

**YANDI ELECTRONICS, INC.**  
 Serving The Public Since 1981  
 1270 E. BROADWAY RD #113, TEMPE, AZ 85282

**CABLE CONVERTER DIAGNOSTIC TEST CHIP**

**LOAD FULL ACTIVATION OF CABLE CONVERTER**

WE STOCK A COMPLETE LINE OF CHIPS, TOOLS, WIRELESS QUICK INSTALL TEST BOARDS AND DIAGNOSTIC CUBES FOR ALL CONVERTERS!

\*\*\*NEW EXCLUSIVE PIONEER CUBES & BOARD\*\*  
 RESETS E-1 THRU E-8 INSTANTLY ALL MODELS!!  
 WHOLESALE PRICING-DEALERS WANTED, CALL  
 #1 IN CUSTOMER SERVICE & TECH. SUPPORT!  
 \*ALL ORDERS SHIP WITHIN 24HRS. UPS/ FED-X.  
 \*PRIORITY NEXT DAY SHIPPING AVAILABLE!  
 \*SALE= BUY 5 BOARDS GET 1 FREE TILL JAN 96.  
 \*LOWEST PRICE & SUPERIOR PRODUCT GUARII  
 \*FRIENDLY COURTEOUS SERVICE. WE'RE PRO'S

VISA **VISUAL** 

**COMMUNICATIONS INC.**  
 FOR ORDERS 1-800-GO-CABLE  
 CATALOG & TECH. SUPPORT 717-620-4363 EST. 1977

repairing, upgrading and maintaining microcomputers.

### How much does it cost?

The fee for taking the A+ Certification tests differs according to whether or not the candidates are employed by a member of CompTIA. Also, taking two or three exam modules at one time saves money. For example, the fee for those employed by CompTIA member company to take a core plus one specialty module is \$150, but for non-members it is \$165. Obviously, interested candidates can save money and time by making sure that they pass two or more exams on the first try.

### Computerized self-teaching

Heathkit developed its individual learning system to prepare people to take and pass the A+ computer service technician exams. The course requires an IBM or compatible personal computer with an Intel 386 or faster processor. It should have at least 10 Mbytes of hard-disk drive space available, a 3.5-inch floppy-disk drive, at least 640 Kbytes of RAM and a mouse. The computer monitor should be VGA or better, and MS-Windows 3.1 or higher should be installed.

Heathkit's learning system is interactive and, like the A+ exams, eliminates pencil and paper. The Windows-based format permits the practice questions to be answered as if the actual test were being taken. By answering the hundreds of practice questions the candidate can build his or her knowledge to prepare for the A+ Certification Program's five timed tests. Question formats and test-taking features are modeled on the real exams. However, these practice tests can be taken over and over without paying any exam fee.

The Heathkit program computes test answers to determine what topics the candidate knows or does not know. It then refers them to the right page in the nine-volume library of textbooks with a total of 4300 pages that is included. Students need not waste reading over material they already know.

The Heathkit course includes the

test-simulation software and a nine-volume library that is actually a collection of popular Computer-related books available in bookstores. Hence, the library becomes an excellent reference resource after the exams have been passed. A tenth book, a 200-page binder, contains a study guide and sample questions and answers with textbook references. An included carrying case permits the books and software diskettes to be carried and stored conveniently.

### A three-step course

The Heathkit course is presented in three steps. Step 1 is a preview of an actual test intended to pinpoint areas where the candidate is weak. This step tests the student's knowledge by presenting up to 500 computerized sample questions. It permits students to work at their own pace and check their answers with the computer. The correct answers are given on-screen along with references to the textbook and pages that must be studied.

Step 2 concentrates on topics that the individual student must study. The resource library covers the core materials contained in the A+ Certification Program.

Step 3 evaluates the student's competence level and permits practicing his or her knowledge and skills against the clock, as on actual exams. If the first test is passed in less than an hour, the student is encouraged to take the four remaining tests to hone test-taking skills. Each test presents 100 questions similar to those on the A+ exams.

Whether you want to become A+ Certified, or just want an organized study program that spur you to master topics that you want or ought to know, the Heathkit Individual Learning System. However, it almost goes without saying that the course will be easier and more meaningful if you have mastered the basics of electricity and electronics and have some familiarity with electronic circuitry and the operation and maintenance of microcomputers. The complete course is priced at \$399.00. Heathkit Educational Systems (P.O. Box 1288, Benton Harbor, MI 49023).





# NEW PRODUCTS

USE THE FREE INFORMATION CARD FOR FAST RESPONSE

## Programmable Triple-Output Power Supply

HEWLETT-PACKARD HAS introduced its HP E3631A 80-watt, triple-output programmable power supply that includes both HP-IB and RS-232 interfaces. It provides multiple outputs (0 to -25 volts, 1

ampere, 0 to +25 volts, 1 ampere, and 0 to +6 volts, 5 amperes). 5A) and allows users to read and Program current and voltage can be read from a remote location through either interfaces with Standard Commands for Programmable Instruments(SCPI). Low noise output and 0.01 % load and line regulation are specified.



CIRCLE 20 ON FREE INFORMATION CARD

Separate digital panel meters allow simultaneous monitoring of voltage and current. The front panel has a bright vacuum-fluorescent display and a traditional knob that permits settings to be changed in one hand motion.

A personal computer loaded with the high-level SCPI language

supply variations, and voltages for component testing can be stepped for component testing by programming the power supply with a personal computer. Software calibration eliminates the need to open the power supply case.

The HP E3631A programmable power supply with both operating and service manuals, a certificate of calibration, power cord, and a three-year warranty is priced at \$995.00

**HEWLETT-PACKARD COMPANY**


*Direct Marketing Organization  
P. O. Box 58059  
MS51L-SJ  
Santa Clara, CA 95051-8059  
Phone: 1-800-452-4844 ext. 9764*

## COMPUTER MONITOR VIDEO GENERATOR

THE MODEL 1280 VIDEO generator from B+K Precision can generate video patterns for the most popular computer video formats. Seven color-bar patterns are included: CGA; EGA; VGA 640×480/60 Hz; SVGA 800×600/56 Hz; SVGA 1024×768/87 Hz; SVGA 1024×768/60 Hz non-interlaced; and Mac II 640×480/67 Hz on green.

The VGA and SVGA color-bar patterns can be switched to gray scale. The VGA full-screen rasters can be set to white, red, green, or blue. Crosshatch patterns are available in three VGA formats for checking convergence: 640×350/70 Hz, 720×400/70 Hz, and 640×480/60 Hz. A "sync on green" button adds sync on green to all CGA, EGA, VGA, and SVGA patterns.

A selection of output jacks on the Model 1280 minimizes the number of cables and adapters required by users. Both CGA and EGA patterns are available through the DB9 jack. Both VGA and SVGA patterns are available on both HD15 jacks. There are separate BNC jacks for red, green, blue, vertical sync, and horizontal sync. The Mac II pattern is available on both HD15 jacks, and there are separate BNC jacks for red, green, blue, vertical sync, and horizontal



CIRCLE 21 ON FREE INFORMATION CARD

sync. Composite sync is on the green output jack.

The Model 1280 video generator with a nine-volt battery or AC adapter and instruction manual is priced at \$429.00. BNC to BNC cables are options.

### **B+K PRECISION**

6470 West Cortland Street  
Chicago, IL 60635  
Phone: 312-889-1448  
Fax: 312-794-9740

## **DIGITAL STORAGE SCOPE MODULE**

THE O-SCOPE II FROM Allison Technology Corporation is a compact module that plugs into a personal computer's printer port, transforming the computer into a dual-trace digital storage oscilloscope. Displayed sweeps can be frozen on the screen, printed out, or saved to disk. Operating parameters such as input range, sweep rate, and trigger level are displayed, and they can be adjusted through the computer keyboard. An external trigger is included. In the frequency spectrum mode, sweeps of a selected frequency range are presented on a calibrated graph with an averaging option.



CIRCLE 22 ON FREE INFORMATION CARD

The O-Scope II's bandwidth is 250 kHz and it can sample at rates up to 1 million per second. The processor in the host personal computer should be an Intel 286, 12 MHz processor or faster.

The O-Scope II digital storage oscilloscope module is priced at \$349.00

## **ALLISON TECHNOLOGY CORPORATION**

8343 Carvel  
Houston, TX 77036  
Phone: 800-980-9806 or 713-777-0401  
Fax: 713-777-4746  
BBS: 713-777-4753

## **CURRENT SENSING RELAY**

THE SERIES 4395 CURRENT-sensing relay from CR Magnetics has a calibrated dial that permits the setting of precise current trip points. The relay is offered with three different current sensing ranges: 1 to 10 RMS. amperes, 3 to 30 RMS. amperes, and 6 to 60 RMS. amperes.



CIRCLE 23 ON FREE INFORMATION CARD

The round calibrated dial, about 5/8-inch in diameter, extends from the top surface of the relay. A red arrow on the dial surface points to a printed scale. The relay is set to the desired AC current trip by rotating the dial to the desired trip point. It features time delays from a half second to 35 seconds, and an LED lamp lights when the relay trips.

The relay is available in two basic configurations that are energized on either high or low currents. The high-current model is suitable for motor overload detection and remote load monitoring. The low-current version is suitable for open heater coil detection. The relay design includes a voltage reference circuit for current sensing. This circuit ensures that the relay will maintain the desired trip point and that the point will not drift because of changes in ambient conditions.

The 4395 series relay is priced at \$97.50.

### **CR MAGNETICS, INC.**


304 Axminister Drive  
Fenton, MO 63026  
Phone: 314-343-8518

## **DIRECT-TO-DIGITAL TEMPERATURE SENSOR**

THE DS1820 1-WIRE DIGITAL temperature sensor from Dallas Semiconductor is intended for applications where multiple sensors hang from a single twisted-wire pair. Each DS1820 digital thermometer contains a unique serial number stored in a 64-bit ROM that can identify the temperature of a specific sensor. Each sensor provides 9-bit temperature readings.

Multiple chips connected to a 1-Wire bus can report back to a central processor, eliminating the need for separate wiring for each sensor. Signals on the bus can travel 300 meters. No analog circuitry is required and there is no need for shielded cable. The DS1820 takes its power from the data line so it requires no external power source. Each device has a non-volatile temperature alarm setting.

The sensor is recommended for the control of heating, ventilating and air conditioning equipment, machinery or electronic equipment control, and process monitoring. The DS1820 measures temperatures from -55 degrees C to +125 degrees C in 0.5 degree increments (-67 degrees F to 257 degrees F in 0.9 degree F increments). Temperature to digital word conversion occurs in 200 milliseconds.



CIRCLE 24 ON FREE INFORMATION CARD

The DS1820 1-Wire digital thermometer is available in a three-lead package or in a 16-pin surface-mount package. The sensor in the three-pin package is priced at \$2.77 each in quantities of 10,000.

### **DALLAS SEMICONDUCTOR**


4401 South Beltwood Parkway  
Dallas, TX 75244-3292  
Phone: 214-450-0448  
Fax: 214-450-0470



## ATA MEMORY SYSTEM

THE FLASH CHIPSET FROM SanDisk Corporation (formerly SunDisk) is said to be the world's smallest embedded solid-state ATA data storage system. The chipset contains memory and an integrated flash controller chip. (ATA is the mobile equivalent of the industry-standard IDE desktop PC interface.)

Product developers are offered a low-power, high-capacity, miniature memory that can be integrated into mobile or hand portable electronics products such as palmtop and hand-held PDAs, cellular telephones, digital PBXs, audio recorders, printers, digital cameras, medical monitors, and multifunction PC cards.



CIRCLE 25 ON FREE INFORMATION CARD

Because it can operate on only 3.3 volts, the Flash Chipset conserves the battery life of its host mobile products. It is compatible with ATA and IDE disk-drives. An integrated single-chip intelligent controller allows the chipset to perform many of the functions of a high-performance disk drive. These include defect management and error correction.

The Flash Chipset is available in 2-, 4-, and 10-megabyte capacities. (These capacities can be effectively doubled with compression software.) OEM pricing is \$60 for 2-megabyte devices, \$85 for 4-megabyte devices, and \$195 for 10-megabyte devices.

**SANDISK CORPORATION**  
3270 Jay Street  
Santa Clara, CA 95054  
Phone: 408-562-0500  
Fax: 408-562-0503

EN



# Raise your standard to Wavetek.

**W**hy choose between paying more for a brand name or getting more functions for your money? Get the best of both worlds with **Wavetek**.

### **Worldwide Service.**

Support whenever and wherever you need it.

### **Tech-preferred Features.**

The XL meters have the largest displays, auto-off, data hold, manual and autoranging models in pocket-size convenience.

**Quality.** Less than 0.5% warranty returns assures continuous reliability.

**Selection.** Over 35 different **Wavetek** DMMs to meet any measurement need.

**User Safety.** Conservative voltage ratings, fused inputs, warning beepers, shrouded test leads, and designs that meet worldwide agency approvals.

**Total Value.** Eight XL Series meters from \$29.95 to \$99.95 to meet any requirement.

You don't need to pay more.  
You can't afford to settle for less...

For the name and location of the **Wavetek** dealer near you, call

**1-800-854-2708**

(outside the U.S., call 619-279-2200)

**Wavetek Corporation**  
9045 Balboa Avenue.  
San Diego, CA 92123

©Wavetek Corp., 1995. Wavetek and the Wavetek logo are registered trademarks of the Wavetek Corporation.

# WAVETEK

CIRCLE 98 ON FREE INFORMATION CARD



# NEW LITERATURE

USE THE FREE INFORMATION CARD FOR FAST RESPONSE

## Instant UNIX

by Andrew Evans, Neil Matthew & Richard Stones


Wrox Press, Inc.  
2710 West Trouby Avenue  
Chicago, IL 60645

Phone: 1-800-814-4527

Fax: 312-465-4063

E-mail: <http://www.wrox.com/>

**\$24.95**



CIRCLE 337 ON FREE INFORMATION CARD

This book is intended for those who want or need to learn about the UNIX multi-tasking, multi-user 32-bit operating system. UNIX has

a reputation as an operating system that is difficult to use. Nevertheless, despite competition from other operating systems it still has its strong points and advocates. It has become the dominant operating system for the server in the client/server environment. Sybase-, Oracle-, and Informix-based systems all require UNIX.

Many hardware and software designers and network administrators familiar with other operating systems now find that they have a need to learn UNIX quickly and efficiently to keep up professionally. This book makes that possible.

Encompassing the whole UNIX spectrum from simple user commands and logging-in to complex administration and configuration issues, the book covers every important aspect of UNIX. This includes E-mail, security, and file systems. It also provides information on X Windows, PC-to-UNIX connectivity, and how to access the

Internet from UNIX.

An in-depth discussion of the user environment is included, covering, shell programming, UNIX systems administration, networking, the Internet, and E-mail. It also includes information on how to obtain the free form of UNIX, Linux, how to install it, and how to configure it to a computer system.

## Computing in the Information Age Second Edition

by Nancy Stern and Robert A. Stern


John Wiley & Sons, Inc.

605 Third Avenue

New York, NY 10158-0012

Phone: 1-800-CALL-WILEY

**\$48**



CIRCLE 338 ON FREE INFORMATION CARD

store information and solve problems. Essentially non-technical, the book explains why certain hardware and software are especially useful, and it discusses all kinds of computers from personal computers to workstations, servers, and mainframes.

The four basic elements of computing are covered: hardware, software, networks (connectivity), and the people who work with them. The first chapter is an overview of those four basic elements, and each of the next four chapters goes into detail on each of the four topics. Other chapters in the book explain the ways in which all of the four ele-

ments are integrated. The authors focus on how networking, the information superhighway, and the Internet have changed personal computing.

While concentrating on business applications for computers, adequate coverage is also given to computers and data processing in industry, science, and global affairs. education. Although much of the discussion is based on the IBM personal computer and compatible machines, the authors also discuss the Macintosh and the Power PC, explaining their similarities and differences with the IBM compatibles.

## 1996 Amateur Radio Mail Order Catalog and Resource Directory: 5th Edition

edited by David L. Thompson, K4JRB

The American Radio Relay League


225 Main Street

Newington, CT 06111

Phone: 203-666-1541

Fax: 203-665-7531

**\$15.95**



CIRCLE 339 ON FREE INFORMATION CARD

This catalog and directory is intended to answer the question Where do I buy it? It lists sources for most requirements for the amateur radio

operator and electronic hobbyist from electronic components, computer software, and books to accessories and test equipment. Dealers and vendors are listed for more than 220 categories of goods and services. These include used amateur



radio equipment, digital signal processors, CD players, antique radios, meteorological instruments, electronics-related clubs and associations, and antennas.

A comprehensive index and table of contents help to locate desired products and services quickly and easily. The Resource Directory section of the book includes listings of more than 100 free catalogs, an amateur radio glossary, advice on obtaining amateur radio licenses and, a Q-signal list.

## Programmable Microcontrollers Catalog

Blue Earth Research  
165 West Lind Court  
Mankato, MN 56001  
Phone: 507-387-4001  
Fax: 507-387-4008  
E-mail: 739-0298@mcimail.com

**Free**



CIRCLE 340 ON FREE INFORMATION CARD

This 28-page catalog from Blue Earth Research describes the company's product line of microcontrollers, peripherals, accessories, and development software.

Emphasis is given to the Micro-440e and Micro-485 families of programmable controllers and the Xplor Series of personal digital controllers (PDC).

The Micro-440e is a microcontroller with an advanced 8051-style central processor, 32 Kbit EPROM, 32 Kbit RAM, real-time clock/calendar, and an 8-bit A/D converter. The Micro-485 has additional features and capabilities. The same software can be used for system development for both microcontrollers.

The Xplor Series PDCs include features not usually included in the same price range as these controllers. They are sold as part of a complete starter package that includes a cable, power supply, user's manual, and optional development software.

The catalog also describes available Micro-440e accessories and expansion modules as well as humidity, tempera-

ture, and pressure sensors that are compatible with all of the controllers or with an analog interface module. An overview of the company's custom-design facilities is included with the catalog.

## Step Into Virtual Reality

by John Iovine  
Windcrest/McGraw-Hill  
Blue Ridge Summit, PA 17294-0850  
Phone: 1-800-233-1128  
Fax: 717-794-2103

**\$32.95, including disk**



CIRCLE 341 ON FREE INFORMATION CARD

Iovine's book on virtual reality (VR) not only explains the subject and describes how the reader can build a complete VR system economically based on a personal computer and standard off-the-shelf software. The complete system is not available commercially.

To simplify the system construction task, the author has broken down the system into a dozen simple projects which can be built separately. The reader will decide which of the projects to build in any order to form a customized system.

The projects include a head-mounted display unit; liquid-crystal display stereoscopic shutter glasses; a data glove; tactile actuators, and a VR exercise bicycle. The telepresence robot (T-bot) project allows the reader to enter a mobile robotic device based on a radio-controlled model car equipped with a microminiature video camera and sound system.

A companion floppy disc contains 3DBENCH, a program to evaluate the personal computer that the reader intends to use as the "brains" of the VR system. Another program, 3DV, allows the builder to move and rotate three-dimensional models in real time. The BIKE program is the software for an independent VR system based on the VR bike. Finally, the GIF program provides two stereographic pairs of .GIF images that can be viewed with the liquid-crystal shutter glasses.

## Where Can You Turn To Learn Good Troubleshooting Skills?

**Tech Training**

Sencore introduces training by technicians - for technicians...

**Computer Monitor Servicing Course - TC100**

(Approved for CEU credit)

You'll learn:

- How to quickly determine monitor types
- How to make all monitors look alike
- How to accurately identify failures

**Computer Monitor Servicing Class - TC100T**

(Approved for CEU credit)

You'll learn how monitors work, circuit operation, how to make adjustments, and practical troubleshooting.

**Call for locations and dates.**

**Understanding TV Horizontal Stages - TV300**

This training package includes a self-study workbook and a 45 minute video.

**Tech Choice Troubleshooting Demonstrations**

You'll take home valuable tips that you'll put into practice immediately.

- Computer Monitor Troubleshooting
- Profitable TV Troubleshooting
- Simplified VCR Servicing
- Camera/Camcorder Testing & Troubleshooting

Check the city listing below for upcoming

**Tech Training locations:**

Albuquerque • Atlanta • Baltimore • Birmingham (AL)  
Boston • Buffalo • Calgary • Chicago • Cincinnati  
Cleveland • Dallas • Detroit • Edmonton • El Paso  
Houston • Indianapolis • Kansas City • Knoxville (TN)  
Los Angeles • Miami • New York City • Oklahoma City  
Philadelphia • Phoenix • Pittsburgh • Raleigh (NC)  
Reno • San Diego • Seattle • Sioux Falls • Tampa  
Toronto • Vancouver •

(Tentative list. Not all Tech Training classes will be held in all locations. Call for details.)

**Call 1-800-SENCORE**  
(736-2673)

**SENCORE**  
3200 Sencore Drive, Sioux Falls, SD 57107  
Direct: (605) 339-0100 FAX (605) 339-0317

CIRCLE 130 ON FREE INFORMATION CARD

# Troubleshooting horizontal start-up circuits

**W**HEN A TV RECEIVER COMES INTO YOUR SERVICE CENTER AND THE CUSTOMER BRINGING IT IN DESCRIBES THE PROBLEM AS "DEAD" — NO PICTURE, NO RASTER, NO SOUND — ONE POSSIBLE CAUSE

could be a problem in the horizontal circuits. Before you can repair the set you will have to go through the following four checks to determine the cause of the problem.

- Check the operation of the horizontal drive circuit.
- Check the operation of the horizontal output circuit.
- Check the operation of the horizontal start-up circuit.
- Check the operation of the shut-down circuit.

There are many different horizontal start-up circuits that are used in modern TV receivers. In this article we will look at one specific circuit. It is used by Hitachi in a variety of its color TV receivers, and is in its M1CLXU chassis. Because it is found in Hitachi's larger screen direct-view receivers your customers will want to have these receivers repaired. This circuit provides four different sets of power to the TV receiver — 200 volts (for RGB driver collectors); 56 volts, 12 volts (regulated to 5 volts by Q741), and 26 volts. When the circuit does not operate, these voltages are not produced and the set appears dead.

\*Courtesy Hitachi Hi-Lite. National Service Division, Hitachi Home Electronics (America), Inc.

Table 1, is a listing of the specific Hitachi TV receiver model numbers that use this circuit.

Before discussing the operation and troubleshooting techniques for this circuit, consider these important safety precautions that you should observe while repairing the receiver.

• While it is being tested, the set must be powered through an isolation transformer. The chassis is hot. Using the transformer is the only reliable way to protect yourself against electric shock.

- The set does not have to be

**TABLE 1**  
**HITACHI TV's USING THE M1CLXU CHASSIS**

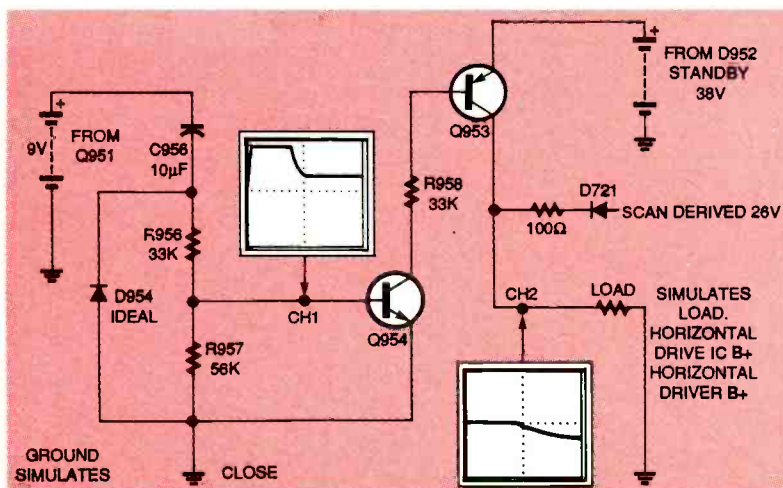
27A×3B	31D×21B
27A×4B	31D×22B
27A×5B	31D×31B
27C×0B	31K×39K
31D×11B	31K×41B

turned on by the power switch before you can perform the horizontal drive/horizontal output tests.

- Always observe "hot grounds."
- Always replace parts with substitutes that are identical in quality and rating to those used by the manufacturer.

## How the start-up works

The Hitachi M1CLXU start-up circuit is interesting. The timed



**FIG. 1** — A SIMPLIFIED DIAGRAM OF THE HITACHI M1CLXU horizontal start-up circuit. The oscilloscope is set to 0.2 seconds. All of the start-up activity takes place within 1.2 seconds.



26-volt output provides both initial start-up B+ and the collector current for the horizontal drive transistor. When the set is switched on, start-up activity lasts for about 1.2 seconds. Following start-up, as the flyback transformer begins to develop secondary scan-derived voltages, the start-up circuit automatically turns off to allow the scan-derived 26-volt source to provide the needed B+ to operate the horizontal circuit.

Figure 1 is a simplified schematic of the start-up circuit. It illustrates the activities of the start-up circuit when the power relay closes (represented by the ground symbol at the junction of R957, D954, and the emitter of Q954). The 9-volt battery represents the voltage derived from a step-down transformer, rectified and regulated by Q951. A second B+ source is also derived from the step-down transformer through D952. It is shown as a +38-volt battery. Finally, the load resistor simulates both the horizontal drive B+ and the horizontal driver B+.

Looking back at Fig. 1 again, you

will see that the oscilloscope's channel 1 is connected to the base of Q954, while the oscilloscope's channel 2 is connected to the simulated load resistor, and it is set to the transient mode. The trace represents a total time duration of approximately 2.2 seconds, more than adequate to represent the 1.2-second start-up time and to allow for the startup of the +26-volt scan-derived supplies.

As the relay driver goes to logic low, and the power relay closes, the junction of D954, R957 and Q954's emitter is effectively grounded. At this point, Channel 1 of the oscilloscope indicates a logic high at the base of Q954, and the transistor conducts. Simultaneously, C956 begins to charge.

Because Q954 is now conducting, Q953's base is pulled to logic low, causing it to conduct and directing the +38-volt source to the load (Channel 2 of the oscilloscope). Capacitor C956 continues to charge, and in about 1.2 seconds it disables Q954. During this time, the horizontal circuit began to operate, produc-

ing the necessary scan-derived voltages that are needed to sustain the operation of the horizontal circuits. Now Q954 turns off, disables Q953, and the scan derived +26 volts developed by the sweep circuit is delivered to the load.

However, when things go wrong, the circuit shuts down without starting the horizontal circuits and the TV receiver will not work and appears to be dead.

Figure 2 is a troubleshooting chart for checking the horizontal drive circuit. It helps guide you through the circuit to find possible problems.

If everything checks out in the horizontal drive circuit, your next step is to look at the horizontal flyback and horizontal output circuits. Start by connecting a +40-volt variable DC supply to the circuit. The negative end of the supply goes to the hot ground on the TV chassis. The positive output goes to pin 9 of the flyback transformer. Now connect your oscilloscope to the collector of the horizontal output transistor (Q711). The scope's negative terminal to the

## VOLUNTEERS NEEDED.



*Individuals and groups  
are welcome. NOW.*



Motorola is committed to finding communication solutions that answer tomorrow's needs. Join our technical team and provide solutions...even before they are needed.

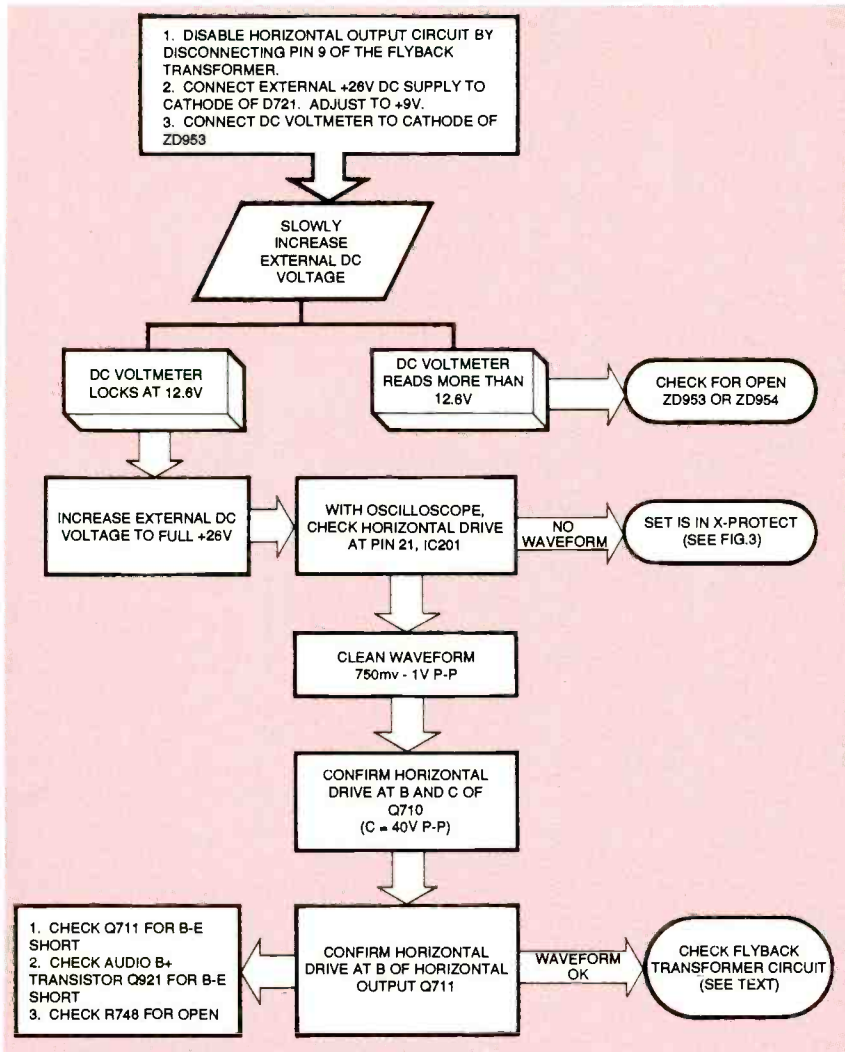
**COMMUNICATION TECHNICIANS**—Northern Illinois You will test, analyze and troubleshoot production circuit boards and fully assembled cellular phones down to the component level. We require an Electronic's Degree or equivalent experience and knowledge of manufacturing processes, RF and communications.

We offer excellent starting pay, complete training, top benefits and relocation assistance. Send resumes with salary requirements (prerequisite) to: Motorola, Dept. LHEN, P.O. BOX 783, Mundelein, IL 60060. Fax 708/523-4818 Motorola is an equal opportunity/affirmative action employer. We welcome and encourage diversity in our workforce.

DEDICATED TO QUALITY & LEADERSHIP TECHNOLOGY



**MOTOROLA**  
Cellular Subscriber Group



**FIG. 2 — TROUBLESHOOTING CHART** helps guide you through the horizontal drive circuit to find possible problems here.

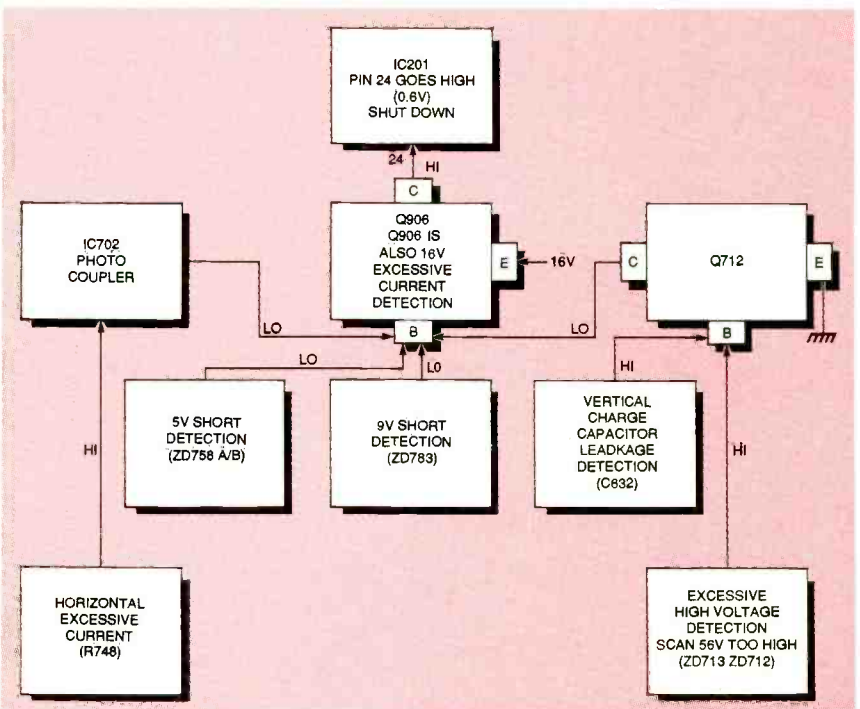
hot chassis of the TV. Now slowly increase the output from the external power supply to +40 volts while monitoring the waveform on the scope. If the waveform is normal, you know that the flyback transformer and its related circuits are OK. If the waveform is distorted, look for excessive loads on any of the scan-derived power supplies. Then look for defective scan diodes. The last possibility is that the flyback transformer itself is defective and must be replaced.

If all is ok here, you can go on to check the horizontal start-up circuit. First disconnect the collector of Q711, the horizontal output transistor. Then connect your oscilloscope to the base of Q954. Set the scope to DC, 1-volt per division, with the trace at the bottom of the display.

Now plug in the TV and press the power switch. The trace should rise to the top of the display and then fall. If it does, the start-up circuit is OK. If it does not there are six possible sources of trouble. First, confirm that there is +9 volts at the positive end of C956. Then make sure that Q954's emitter goes low when the relay closes. Next, check both R956 and R957. Continue and confirm that B voltage on Q953 is +38 volts before the relay closes. Now confirm that B voltage on Q953 is 0.68 volt below emitter voltage when the relay closes. Last confirm that Q953's collector goes high for 1.2 seconds.

The last place to look for problems is in the shut-down circuit. Figure 3 shows you what to look for here. Although horizontal start-up circuits are complicated, we believe that this article and the accompanying troubleshooting charts will help guide you through to a successful repair when a "dead set" problem is caused by faults in these circuits.

*If you enjoyed this story and would like to see more of this kind of article, please let us know. Write to Servicing Editor, Electronics Now Magazine, 500 Bi-County Blvd., Farmingdale NY 11735. Also tell us about other servicing subjects you would like us to cover.*



**FIG. 3 — EASY GUIDE TO TROUBLES** in the shut-down circuit helps spot faults rapidly.



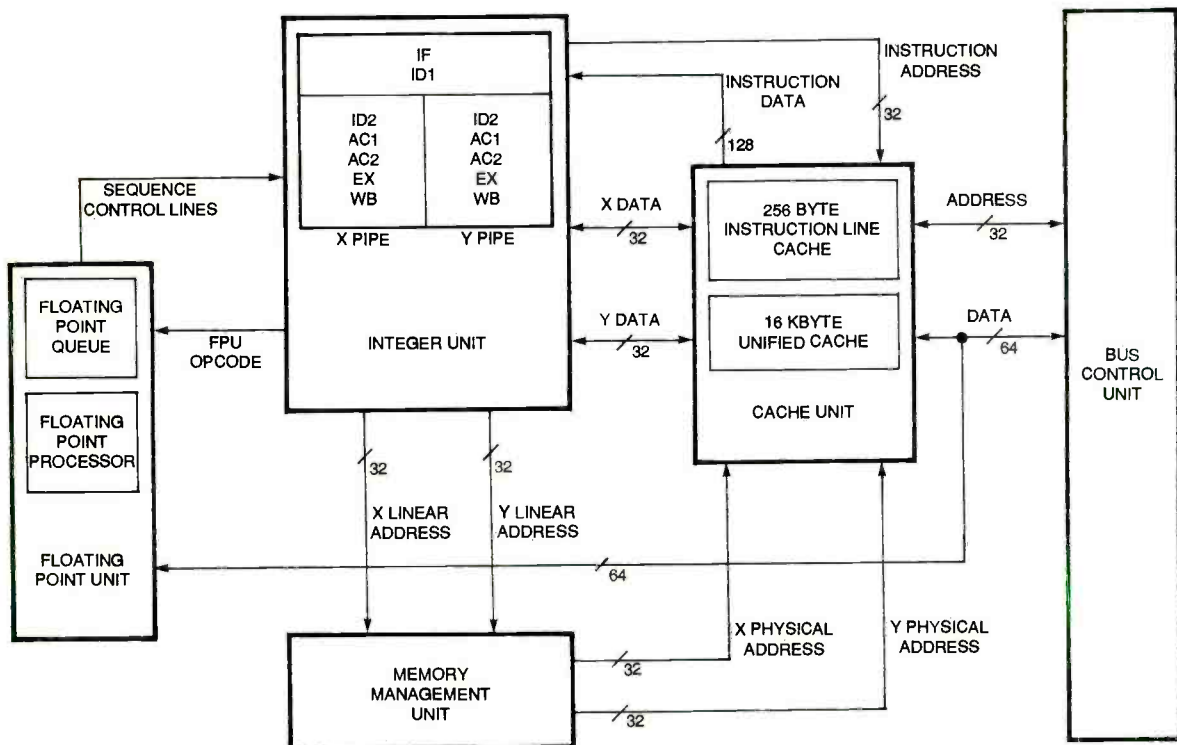
# A better processor than the Pentium?

**F**INALLY, INTEL HAS SOME SERIOUS COMPETITION. IN OCTOBER 1995, CYRIX CORPORATION INTRODUCED ITS 6X86 CPU, FORMERLY KNOWN AS THE M1. EARLY BENCHMARKS (BY ZIFF-DAVIS) SHOW THAT A 100-MHz 6x86 outperforms a 133-MHz Pentium. Predictions are that it should perform better than a 150-MHz Pentium Pro. Hear hear!

Cyrix attributes its performance gain to a new kind of architecture that effectively puts multiple Intel-compatible CPU's on a single substrate, and minimizes the communications, hence connections, among them. (The architecture is outlined in Fig. 1.) Fewer connections means simpler designs

and higher manufacturing yields. Redundant CPU's also simplifies design over RISC-based emulators, which break Intel instructions down into separately executable instructions.

IBM is manufacturing the processors for Cyrix, along with the French firm SGS-Thomson. The initial process creates 100-MHz chips with a 0.6-micron trace width in three layers, with a 150-MHz, 0.5-micron, five-layer design in the works. As part of the manufacturing deal, IBM gets to



**FIG. 1**—CYRIX'S 6X86 ARCHITECTURE consists of five basic elements: integer unit, floating-point unit, cache unit, memory management unit, and bus control unit.

keep one of every three wafers manufactured. Presumably Big Blue is not just going to sit on those chips.

If it can happen to Intel, it can happen to Microsoft. Is "a better Windows than Windows" waiting in the wings?

### Don't fence me in

I just don't get it. I've been using telecommunications almost as long as there have been facilities for doing so. E-mail and file transfer were all I needed. There was nothing particularly flashy or sexy about it; it was just an efficient way to communicate.

Now everybody and their aunt Minnie talks about the Internet, and worse, uses it. Although I don't want to sound like an elitist, the resulting congestion is really getting on my nerves. Transfer speed has slowed dramatically the past few years; even logging on is getting more and more difficult. My local service provider never used to be busy; now it's busy a good 50% of the time.

I feel like a rancher 150 years ago in the Old West. I was among the first, and it was great. But now the settlers are moving in, towns are springing up, and barbed wire is getting strung. Maybe it's time to move on?

Maybe it's better to look at it in a different light, say that of TV. Which reminds me of a comment by a former chairman of the FCC, way back in 1961, in which he described it as: "a vast wasteland—a procession of game shows, violence, audience participation shows, formula comedies about totally unbelievable families. . . blood and thunder. . . mayhem, violence, sadism, murder. . . and cartoons. . . and, endlessly, commercials—many screaming, cajoling, and offending."

The current state of the Internet is not that different—and the advertising is already there. However, unlike broadcast TV, Internet bandwidth is limited. In other words, if twenty million people are tuned into *Roseanne*, that doesn't prevent me from watching *Nova*. But if twenty million people are spewing packets (such as vanity Web pages) across the Internet, it has an impact on my ability to communicate.

The solution may turn out to be "premium" access suppliers, who provide net access with guaranteed connectivity and throughput.

### HTML and Java

Web "pages" are really nothing more than tagged ASCII files that are transferred from a Web server to your computer, where a local interpreter, or browser, displays the file according to the contents of the tags. The tagging language is called HTML (hypertext markup language); it is a subset, although not a proper subset, of an ISO-standard text-markup language called SGML (standard generalized markup language). HTML was originally created by the authors of Mosaic, the first Web browser. HTML is evolving fast, and it's interesting to watch the Web-tool vendors scramble in this area. Basically, it seems that whatever Netscape does, everyone else copies. There is a real standards effort afoot, but even there Netscape dominates.

As a language, HTML is pretty lame, but it's simple enough that Aunt Minnie can do it. So here's Aunt Minnie's chance to show the world that she too can do something with computers. In that sense, HTML is the BASIC of the Internet.

Of course, shipping around big chunks of ASCII text is not very efficient in terms of network traffic, nor is it very secure. Nor is it "intelligent." That's where Java comes in. Java (like Visual Basic) is a partially compiled C-like language that can be shipped around the net more efficiently than HTML. And because it's a real programming language, it can do things itself, in contrast to the HTML model of being passively interpreted.

Java was created at Sun Microsystems, a vendor of Unix workstation hardware and software. By the time you read this, Java systems should be available (free of charge) from Sun for most major platforms, including Windows. Netscape and the other browser companies have already pledged support for Java; this means that Netscape will be able to run Java programs, called "applets," much as it now uses exter-

nal engines to display audio and video.

(To digress for a moment, Sun's corporate motto has always been "The Network is the Computer." What does that mean in an era of tens of millions of Internet users?)

Some see Java as revolutionary, with the same capacity to wreak change as the original personal computers. Could be, but I doubt it.

Others see the emergence of a new class of device that would provide Internet connectivity for everyone, but without the baggage of a full-blown computer system. These boxes would be like cable-TV converters, but interactive. They would run mini Java programs downloaded as needed from the net itself, thereby doing away with the need for lots of persistent storage (hard disk). The vision is not that the box would replace the computer; rather it would be yet another communications device alongside the radio, TV, snail-mail, and so forth. Why can't we have one Newton-like device that does it all (including cellular communications)?

### Visual Basic 4

Some people argue that Basic is a horrible, unstructured, unobject-oriented, performance-challenged language. That's all true. But it does meet a market need. Microsoft's Visual Basic is king of the roost in Basic-land. The latest version is 4.0; it comes on a CD and with six inches of printed documentation, about twice the volume of the previous version.

Visual Basic 4 is two products in one. The first is a 16-bit version that both runs in and produces executables for the Windows 3.x environment. Both the development environment and the executables it produces can also run in 32-bit environments such as Windows 95 and Windows NT. The second product is 32-bit-only—Windows 95 and NT, but not OS/2, Macintosh, or Unix—for both target and development environments.

Why would you even want to run the 16-bit version? If you're developing for users still running Windows 3.1. Why would you want to run the 16-bit version in a 32-bit environment? Because the environment is



more robust. For example, when Visual Basic 4 crashes under Windows 3.1, it gobbles about 10% of system resources. But when it crashes under Windows 95, it takes only about half that! Is that impressive or what?

Here are some initial impressions based on several weeks of intermittent use.

- The Visual Basic 4 development environment is marginally better than previous versions, but still can't hold a candle to Borland's Delphi.

- The collection of components (mostly screen widgets such as check boxes, command buttons, data grids, and the like) included with Visual Basic 4 is much richer than in previous versions, but most of the interesting ones are 32-bit only.

- Visual Basic 4 goes object-oriented. Microsoft seems never to want to push the technology envelope for development tools very far. Thus Visual Basic 4 has weak (but certainly better than nothing) support for creating your own objects. You can't compile them (as you can in Delphi), they can't have their own events, and they don't support inheritance. But they do support encapsulation, so you can increase the robustness of your modules.

- There are a few new language constructs, including a For Each ... Next mechanism, and a With clause borrowed directly from Pascal.

- Database functionality and performance have both increased dramatically.

The biggest architectural change is in the ability to build OLE (object linking and embedding) servers. For example, major Microsoft applications such as Word and Excel are OLE servers whose functions can be controlled by external programs. With this approach, you could write a data-logging and display program using Access database tables, Microsoft Graph charts, and numerical analysis performed by Excel. Your Basic application would programmatically tell each of the other applications what to do, and gather the results. With Visual Basic 4, you can create your own OLE server programs that other custom—and off-

the-shelf—applications can, in turn, use. Performance issues remain cloudy at present, but I should have more data next time.

### On the bookshelf

If you do any Visual Basic programming, but need to dig deeply into the Windows API, check out the *PC Magazine Visual Basic Programmer's Guide to the Windows API*, by Daniel Appleman. It's good stuff.

*201 Principles of Software Development*, by Alan M. Davis, is a must-have book of pithy "fortune cookies" for any programmer working on programs longer than one line of code. The book could have been titled *201 Principles of Software Engineering*, because it is not concerned with the details of data structures, algorithms, and programming languages. It is really concerned with designing, planning, organizing, and managing software-development projects. Each of the 201 principles is presented in a paragraph of two of text; each is also backed by a reference to a textbook or journal article. The principles can be read in bite-sized gulps; nonetheless, they represent a great deal of distilled thinking. Although many principles are specific to *software* engineering, many others are applicable to *systems* engineering in general.

As a sample, here's an extract from Principle 196, concerning software "entropy:"

"Any software system that undergoes continuous change will grow in complexity and will become more and more disorganized. . . . all software systems . . . change . . . and change causes instability, [so] all . . . software systems . . . migrate toward lower reliability and maintainability."

Think about that, Bill Gates, in relation to your favorite operating system or multi-decagrambyte application. (No, decagrambyte is not really a word. It just seemed convenient to express the tens-of-megabytes concept.) If you read only one book on software (or systems) engineering, this should be it. I wish the "designers" of HTML had read this book beforehand.

### E-mail

My November column ("Abandon All Hope"), which concerned the possibility of entrepreneurial success in the computer business, has generated some controversy, to say the least.

Allan Unrau writes, ". . . while you are correct about the realities of launching a new product, your conclusions couldn't be further from the truth. I submit to you that the computer industry offers the *best* hope of building a successful new business, not the worst. The computer industry is still relatively young, and very dynamic, offering opportunities everywhere for those who care to look. You are correct in saying that the technical end of things won't build a successful business on its own. But without an innovative product, there is nothing to base the business side of the company on."

Allan is 100% correct. I purposefully wrote that column with its negative slant for two reasons: 1) As a challenge to those tough enough to stick it out, and 2) As a warning to young dreamers about what's really involved.

In a similar vein, Tom Honaker writes "You're dead on the money in everything you said. It's hard, it's risky, it's unstable, it's maniacally competitive, it's not for the timid or the uninformed—and it's a blast."

On the other hand, Randy C. is an inventor who grudgingly acknowledges the truth of what I said, but would like to see a more positive outlook. If I had written an article gushing about how great the computer business is and the wonderful opportunities it presents, nobody would have noticed, and no thought would have occurred. I think the article as presented had the intended effect.

I enjoyed hearing from Palacios Aristarco at the University of Mexico. Like me, Palacios refuses to give up old tools just because new ones come along. For example, he still uses DOS SideKick 2.0. Palacios recently bought a Commodore 64 for experimentation, but the machine began displaying only garbage on reboot. If you can help, contact him at felec3@speedy.coacade.uv.mx. Contact me at jkh@acm.org.

# RETAILERS THAT SELL OUR MAGAZINE MONTHLY

## Alaska

Frigid North Co.  
1207 W. 36th Avenue  
Anchorage, AK 99503

## Alabama

Radio Distributing Supply  
121 East Broad Street  
Gadsden, AL 35903

## Arizona

Dalis Electronics  
2829 E. McDowell Road  
Phoenix, AZ 85008

## California

California Electronics  
221 N. Johnson Ave.  
El Cajon, CA 90202

Signal Electronics  
22307 Ocean Avenue  
Torrance, CA 90505

Ford Electronics  
8431 Commonwealth Avenue  
Buena Park, CA 90621

All Electronics  
14928 Oxnard Street  
Van Nuys, CA 91411

Gateway Electronics of CA  
9222 Chesapeake Drive  
San Diego, CA 92123

Mac's Electronics  
191 South "E" Street  
San Bernardino, CA 92401

Electronics Warehouse  
2691 Main Street  
Riverside, CA 92501

Orvac Electronics  
1645 E Orangethorpe Ave.  
Fullerton, CA 92631

Sav-On Electronics  
13225 Harbor Blvd.  
Garden Grove, CA 92643

Marvac Dow Electronics  
980 S. A Street  
Oxnard, CA 93030

Kandarian Electronics  
1101 19th Street  
Bakersfield, CA 93301

Whitcomm Electronics  
105 W. Dakota #106  
Clovia, CA 93612

Marvac Dow Electronics  
265-B Reservation Road  
Marina, CA 93933

Minuteman Electronics  
37111 Post St., Suite 1  
Fremont, CA 94536

HCS Electronics  
6819 S. Redwood Drive  
Cotati, CA 94931

Halted Specialties Co.  
3500 Ryder Street  
Santa Clara, CA 95051

JDR Micro Devices  
2233 Branham Lane  
San Jose, CA 95124

Metro Electronics  
1831 J Street  
Sacramento, CA 95814

The Radio Place, Inc.  
5675-A Power Inn Road  
Sacramento, CA 95824

HSC Electronics  
4837 Amber Lane  
Sacramento, CA 95841

## Colorado

Gateway Electronics of CO  
2525 Federal Blvd.  
Denver, CO 80211

Centennial Electronics  
2324 E. Bijou  
Colorado Sps., CO 80909

## Connecticut

Signal Electronics Supply  
589 New Park Avenue  
W. Hartford, CT 06110

Cables & Connectors  
2198 Berlin Turnpike  
Newington, CT 06111

Electronic Service Prod.  
437 Washington Avenue  
North Haven, CT 06473

## Georgia

Norman's Electronics, Inc.  
3653 Clairmont Road  
Chamblee, GA 30341

## Idaho

The Current Source  
5159 Glenwood  
Boise, ID 83714

## Illinois

Tri State Elex  
200 W. Northwest Hwy.  
Mt. Prospect, IL 60056

## Maryland

Mark Elec. Supply Inc.  
5015 Herzel Place  
Beltsville, MD 20705

## Massachusetts

U-Do-It Electronics  
40 Franklin Street  
Needham, MA 02194

## Michigan

Purchase Radio Supply  
327 East Hoover Avenue  
Ann Arbor, MI 48104

Norwest Electronics  
33760 Plymouth Road  
Livonia, MI 48150

The Elec. Connection  
37387 Ford Road  
Westland, MI 48185

Elec. Parts Specialists  
711 Kelso Street  
Flint, MI 48506

Professional Data Corp.  
1332 US Highway 41 West  
Ishpeming, MI 49849

## Minnesota

Acme Electronics  
224 Washington Avenue N.  
Minneapolis, MN 55401

## Missouri

Gateway Electronics Of MO  
8123-25 Page Blvd.  
St. Louis, MO 63130

## New Jersey

Lashen Electronics Inc.  
21 Broadway  
Denville, NJ 07834

## New York

Sylvan Wellington Co.  
269 Canal Street  
New York, NY 10013

A&B Repair  
1 Old Orchard St.  
N. White Plains, NY 10603

R&E Electronics  
4991 Rt. 209  
Accord, NY 12404

Unicorn Electronics  
Valley Plaza  
Johnson City, NY 13790

## Ohio

Philcap Electronic Suppliers  
275 E. Market Street  
Akron, OH 44308

## Oregon

Norvac Electronics  
7940 SW Nimbus Avenue  
Beaverton, OR 97005

## Texas

Tanner Electronics  
1301 W. Beltline  
Carrollton, TX 75006

Mouser Electronics  
2401 Hwy. 287 N  
Mansfield, TX 76063

Electronic Parts Outlet  
17318 Highway 3  
Webster, TX 77598

## Virginia

Elec. Equipment Bank  
323 Mill Street, N.E.  
Vienna, VA 22180

## Washington

Amateur Radio Supply Co.  
5963 Corson Ave., Ste 140  
Seattle, WA 98108

## Wyoming

Chris Supply  
2007 S. Douglas Hwy., Ste. C  
Gillette, WY 82716

If you'd like to sell our magazine in your store,  
please circle 210 on Free Information Card.



# Build this Theremin

## Build Theremax, a theremin for the 90s!

SINCE IT'S INTRODUCTION TO THE general public in the late 1920s, the image and tone of the theremin has captured the imagination. Eyes widened at the sight of a musician producing sound using only a conductor's gestures. And the theremin's pure tones, able to stand out without distortion against even the full fortissimo of a symphony orchestra, were like nothing anyone had ever heard before.

Was it a hit? You bet! Theremin concerts were performed in front of standing-room-only crowds in halls where audiences were ordinarily sparse. The place of the theremin in a "modern" orchestra was a given for such maestros as Leopold Stokowski, who used one or more in numerous concerts of the Philadelphia Orchestra during the late 1930s. RCA thought that every cultured home would have a theremin, but things didn't work out that way for a lot of reasons.

We'll talk more about these things shortly and also look at how to build a theremin that is based on the same heterodyning principles that were key to the original. Theremax produces the classic sound while adding embellishments made possible by the economy of transistors and integrated circuits. It can function as a stand-alone instrument or as a gesture-sensing controller for other musical instruments or in performance art applications.

### The theremin Zeitgeist

The *aetherphon* that Lev Termen showed to a Russian physics conference in 1920 was an adaptation of his earlier invention, the Radio Watchman. What has this to do with our

### JOHN SIMONTON

story? Just this: Lev shortly moved to New York, Anglicized his name to Leon and began calling the instrument by his new American surname of Theremin. And this: Both the Aetherphon and the Radio Watchman, which emitted a squeal in a pair of headphones when a person entered a protected area, were among the earliest applications of heterodyning, a principle that in one form or another underlies all forms of electronic communication. In fact, if Theremin's work did not precede the invention of the superheterodyne by Edwin Armstrong in 1918, it was at least happening at the same time.

You likely already know that when two signals are combined in a mixer the result is a signal with new frequency components that are the sums and differences of the frequencies that were in the originals, as well as the original themselves. This is the basic principle behind AM radio. For example, if 100 kHz and 99 kHz sine waves are combined in this way, the result will be a new waveform that also has 1-kHz and 199-kHz components. There are a couple of neat things about this, the first being that while the two original frequencies are both well above the range of human hearing, as is the sum frequency of 199 kHz, the 1 kHz difference frequency is right in the middle of what we hear best. The second neat thing is that relatively small changes in either of the source signals will produce a relatively large change in the difference frequency. If the 100

kHz signal changes by ½%, to 99.5 kHz, the output signal will halve (an octave change) to 500 Hz.

All of this is important in Radio Watchmen and Aetherphons because the presence of a human body can easily produce a few picofarad change in the capacitance of a piece of wire hanging off in space. If the capacitance of the wire is part of a tuned circuit the result is a small change in the resonant frequency. In much electronic equipment, such parasitic capacitance is a flaw that must be overcome through shielding, buffering oscillator circuits, and so on. Here, however, it's the whole point.

Here you have your basic theremin: A pair of high frequency oscillators are running at essentially the same frequency, one fixed and the second connected to a sensing antenna. As the hand of the performer approaches the antenna the frequency of the sensing oscillator goes down, so the frequency difference between the two oscillators increases. The outputs of the oscillators are combined and a low pass filter used to allow only the lower difference frequency to pass, which is the sound you hear. The original Aetherphon was little more than this: a foot pedal was used to control the volume and a switch was provided to mute the tone completely.

But on the way to becoming a theremin, some changes were made. By the time the design was licensed by RCA in 1929, a circuit had been added so the performer controlled the volume and could articulate notes with movements of his left hand relative to a horizontal "volume"

## Clara and Leon

Lev Termen, who later changed his name to Leon Theremin, was born in St. Petersburg Russia at the turn of the century. So was Clara Reisenberg, who later took her husband's name of Rockmore. Although destiny was to join their lives, the two didn't meet one another until after they both had emigrated to the US in the late 1920s.

Leon began his studies of physics and music composition at the University of St. Petersburg. While continuing his study of physics at the Petrograd Physico-Technical Institute in 1919, he became director of the Laboratory of Electrical Oscillators. In this environment, he was able to combine his interests in music and physics to produce what is generally accepted as the first electronic musical instrument. He began demonstrating the aetherophone, as he originally called the instrument, in 1920, and it is known that Lenin, the revolutionary father of communism, was among those who saw a demonstration. Lenin may have been responsible for Leon's trips to western Europe and the USA in search of cultural acceptance of the revolution and capital for Leon's many inventions.

Clara was a musical prodigy who began playing the violin at the age of 4 and the following year was the youngest student ever admitted to the Imperial conservatory of Music in St. Petersburg. It is difficult to reconcile the time lines of various accounts, but by 1927 she and Leon were both in New York after successful independent concert tours.

During this time, Clara's hand muscles began to show the devastating effects of childhood malnutrition, which was wide-spread in Russia during the transition from czarist to Bolshevik control. It appeared that her career as a concert violinist would soon be over. She realized that the theremin was her only hope of continuing her musical career and over a period of several years she worked closely with Leon to develop an instrument that would allow her the expressive control needed for concert work. To the end of his days, Leon was never able to provide her with her greatest wish, a polytonic theremin capable

of playing more than one note at a time.

While it is said that there was a romantic relationship between the two, Clara eventually married a prominent impresario of the time to become Clara Rockmore. This arrangement had a very beneficial effect on her career and, consequently, on the exposure that the theremin received. Leon married a dancer and established an acoustical laboratory in New York where he continued the development of various electronic musical instruments.

Clara spent the rest of her life in New York and gave many coast-to-coast concert tours, but in the late 1930s Leon disappeared. It isn't known whether he was responding to the pressures of his inter-racial marriage and yearning for his homeland, or if his homeland was yearning for him. Following the purges of the 1917 revolution, Russia was short of technical talent and some sources say he was taken involuntarily. It is typical of the romanticism of the theremin mythology that by some accounts he was kidnapped by the KGB, an organization that did not exist until 1954. In any case, one morning in 1938 he was missing from his New York apartment and never again contacted his wife and children or any of his associates. Now it is known that he did return to Moscow and was involved in electronic research for the government until 1964 when he retired to become a professor of acoustics at the University of Moscow.

In 1991, as a consequence of glastnost and with permissions obtained by John Chowning of Stanford University, Leon was able to return to the US for lectures and to participate in the filming of Steven Martin's "Theremin: An Electronic Odyssey." At one of the lectures where Leon was only to speak, he gave a spontaneous solo concert that was a moving performance for a man in his 95th year. Clara, always proud of her appearance, is said to have had great reservations about seeing him again in her old age, but she finally agreed and they were reunited on this trip.

After a brief stay in the US, Leon returned to Moscow where he died in 1993.

One of the more unusual configurations was the Terpsitone, a dance platform with theremin antennas spread around it so that the dancers would create the music as they danced to it. That seems to be a pretty cool idea even when compared to today's world of hip performance art. Theremax has control-voltage and gate outputs that make it even more appropriate for these kinds of applications.

For a number of reasons the

theremin never replaced the spinet in the parlors of America; the depression was not a good time to be introducing new musical instruments. But also, the RCA design was one that was deemed unplayable by the leading thereminist of any age, Clara Rockmore. In that design, volume, and consequently articulation, were controlled by varying the power to the filaments of a tube. Thermal lag of the filaments meant that everything had to be played glissando—it was essentially impossible to add quiet spaces between notes played quickly. The theremin used by Clara Rockmore in all of her concerts was a unit custom made by Leon Theremin that used a different approach to controlling volume. After a single run of a couple of hundred units, RCA discontinued theremin production.

Yes, and let's be honest: The biggest reason that theremins have never become overwhelmingly popular is that, spooky sci-fi noises aside, they are much more difficult to play than you might think—despite RCA's claim that "anyone who can hum can play one."

Well, actually, riffs like the theremin lick in Brian Wilson's "Good Vibrations" aren't too bad, and the one in Led Zepelin's "Whole Lotta Love" won't take forever to master either. The common complaint is that there is no tactile feedback, no keys or frets, and the pitch response to hand position is non-linear. That attitude might not get you much sympathy from violinists, but they do at least have a fingerboard to touch.

You've been warned. Let's see about building one of these beasts.

### Design analysis

The main Theremax schematic is shown in Fig 1. Its power-supply section is shown in Fig. 2. At the heart of the circuitry are four oscillators, two of which are mixed to produce the pitch signal, and two of which are mixed to produce the volume-control signal. If it occurs to you that one oscillator could

*Continued on page 56*

antenna which, interestingly enough, was *not* part of a heterodyne circuit. The right hand controlled pitch by its proximity to a vertical "pitch" antenna. There were several different package configurations for the theremin including one that looked like a music stand with antennas and a massive "U" shaped case with antennas on the vertical arms of the U. The most common was the lectern style case like we've used.



# ELECTROMAGNETIC LEVITATOR



**Build this electromagnetic levitator, and you can defy gravity and make objects float in mid air!**

DAVID WILLIAMS

object. The object then remains perfectly suspended in the infrared beam's path with no visible means of support!

MAGNETISM AND A CLOSED-LOOP control system are the secrets to the stunning presentation produced by this electromagnetic levitator.

An electromagnet creates a magnetic field that attracts a hollow steel globe or similar object upward. The globe doesn't crash against the magnet, however. Instead, as it draws near, the magnet's intensity weakens, letting the globe drop slightly. As it drops, the magnet's intensity again increases, pulling the globe up again. The process is so smooth, however, that the globe appears to float, held in space by invisible forces.

An infrared emitter and detector each mounted across from each other create an invisible beam that passes slightly below the coil. As the object rises towards the electromagnet, it begins to block the beam. When the beam becomes blocked, the output of the detector is reduced which in turn reduces the current in the electromagnet's coil. The reduced current weakens the magnetic field, the object begins to drop and the detector once again sees more of the beam. This causes the circuit to increase the magnetic field and the cycle repeats as the object is attracted upwards again.

The circuit is designed so that

eventually an equilibrium is reached where the magnetic attraction exactly balances the force of gravity pulling on the

## Basics of closed-loop control

Open- and closed-loop control systems surround us. An open-loop system is one in which the signal that controls the output

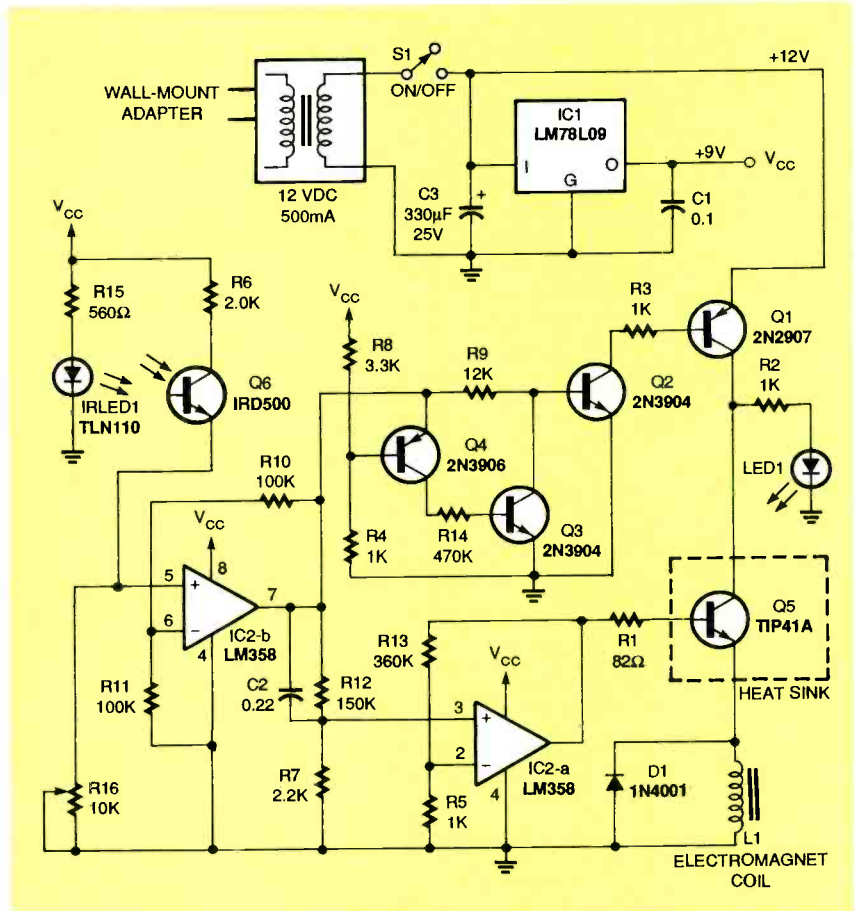


FIG. 1—THE LEVITATOR CIRCUIT. IRLED1 and photodetector Q6 are used to sense where the globe is in relation to the electromagnet.

is independent of the output itself. By contrast, the signal controlling the output of a closed-loop system is dependent on the system's output.

A space heater or table-top fan are examples of open loop control systems. They are controlled by a switch, and once they are turned on, their output remains constant regardless of how hot or cold it gets.

A home furnace and air conditioner are examples of closed-loop control systems. Both monitor their outputs—the hot or cold air—with a thermostat, and regulate their outputs accordingly. The thermostat closes the loop by feeding back an *error signal* to the furnace or air conditioner.

### Circuit details

Figure 1 is the levitator's schematic. Power is supplied by a wall mounted AC/DC adapter with an output of 12 volt DC at 500 milliamperes. The electromagnet coil draws most of the current in this circuit, so it is powered directly from the 12-volt output of the power adapter. Stable voltage for the rest of the circuit is obtained by regulating the adapter's output to 9 volts with IC1, a LM78L09 voltage regulator that is capable of supplying up to 100 milliamperes of current. Capacitors C1 and C3 provide additional voltage filtering.

IRLED1 is an infrared light emitting diode, much like those used in infrared remote con-

trols for consumer-electronics equipment. Resistor R2 limits the forward current to IRLED1 to about 15 milliamperes. The IRLED emits a constant, invisible beam whenever switch S1 is turned on. Phototransistor Q6 detects the infrared beam; it is wired with R6 and potentiometer R16 to convert the infrared beam into a DC voltage. Potentiometer R16 adjusts the output voltage of Q6, which is fed to pin 5 of IC2-b, one half of an LM358 operational amplifier.

The op-amp, which is configured for a gain of two,  $[(R11 + R10)/R11]$  buffers and amplifies the output of Q6. The output of IC2-b is fed to a second amplifier stage, IC2-a through C2 and R12. The output signal from IC2-a drives transistor Q5 to vary the current to the electromagnet coil. Because Q5 gets very warm during operation, it requires a good heat sink. Diode D1 protects Q5 from reverse voltage spikes from the coil.

Mylar capacitor C2 plays an important role in this circuit. It forms a differentiator with IC2-a. The capacitor blocks slow voltage changes, but passes any rapid changes in the input signal and allows them to be amplified by IC2-a. The slow voltage changes are attenuated by R12 and R7 before being amplified by IC2-a.

The purpose of this part of the circuit is to perform closed-loop control using a combination of proportional and derivative modes. Both modes are needed to insure that the levitation is stable.

The rest of the circuit functions as a voltage-level detector that uses Q1 to switch the 12-volts to Q5 on or off. The level detector keeps the electromagnet powered off when there is no object in the beam. This is to prevent overheating of the coil. The level detector also turns the electromagnet off if the object rises too far and completely blocks the beam.

When nothing is blocking the infrared beam, the output of IC2-b will be greater than 2.7 volts. This causes Q4 and Q3 to

### PARTS LIST

**All resistors are 1/4-watt, 5% unless otherwise indicated.**

R1—82 ohms  
R2, R3, R4, R5—1000 ohms  
R6—2000 ohms  
R7—2200 ohms  
R8—3300 ohms  
R9—12,000 ohms  
R10, R11—100,000 ohms  
R12—150,000 ohms  
R13—360,000 ohms  
R14—470,000 ohms  
R15—560 ohms, 1/2 watt  
R16—10,000 ohms, panel-mount potentiometer

#### Capacitors

C1—0.1  $\mu$ F, ceramic disc  
C2—0.22  $\mu$ F, 50 volts, polyester film  
C3—330  $\mu$ F, 25 volts, electrolytic

#### Semiconductors

IC1—LM78L09, 9-volt DC regulator (TO-92)  
IC2—LM358N, dual op-amp  
Q1—2N2907 (or MPS2907) PNP transistor  
Q2, Q3—2N3904 (or 2N4401) NPN transistors  
Q4—2N3906 (or 2N4403) PNP transistors  
Q5—TIP41A, NPN power transistor  
Q6—IRD500 infrared photo detector (Jameco No. 112168 or equiv.)  
D1—1N4001 (or 1N4004) silicon diode  
LED1—Red light-emitting diode  
IRLED—TLN110 infrared LED (Jameco No. 106526 or equiv.)

#### Other Components

L1—Electromagnet coil—relay coil,

6-volts (P&B: KUP11D15—see text)

Adapter—12 volts DC, 500 mA  
S1—SPST sub-miniature toggle switch

**Miscellaneous:** etched printed-circuit board, heat sink for Q5 (TO-220), plastic enclosure (PacTec K-HPL), hollow metal globe, aluminum bracket, LED panel bezel mount (2 ea.), plastic LED clip mount, knob for potentiometer, No. 6-32  $\times$  3/8 inch screw, No. 6-32  $\times$  1.0 inch screw (2 ea.), No. 6-32  $\times$  1/4 in. screw (2 ea.), No. 6 hex nut (2 ea.), No. 4-male/female, 1/4 inch hex standoff (4 ea.), No. 4-40  $\times$  1/4 inch screw (5 ea.), No. 4 hex nut (5 ea.).

**Note**—The following items are available from: LNS Technologies, 20993 Foothill Blvd, Suite 307R Hayward, CA 94541-1511 Phone: 1-(800)-886-7150.

- Complete kit of parts for the Levitator (LEV-KIT), including etched and drilled circuit board, relay coil, wall transformer, aluminum bracket, enclosure, metal globe and all other components listed above: \$75.00

- Etched and drilled printed-circuit board (LEV-PCB), \$10

- Electromagnet coil (LEV-COIL) \$10.

- Drilled aluminum bracket (LEV-BKT), \$5.

Please add \$5.00 shipping and handling charges to all orders. California residents add local sales tax. MC/VISA orders accepted. No C.O.D. orders.





# BUILD THE PARTY LINE

## Construction and configuration details for a super-slick phone-line simulator.

LAST TIME WE PRESENTED AN OVERVIEW of Party Line, an inexpensive phone-line simulator that provides authentic dial, ring, and busy signals, supports Caller ID and Distinctive Ringing, and can even be used as the hub of a six-line intercom system. For a detailed description of features and functions, as well as an overview of how it works, see last month's issue.

This month we'll dive right into the details of how it works. Recall that the circuit consists of five major sections: Input, step-up, microcontroller, DTMF decoder and call-progress generator, and power. Also, there are three separate grounds (analog, digital, and high-current), which unite at the power supply.

### MCU circuit and software

Figure 3 shows the microcontroller (MCU) portion of the circuit. A PIC16C57 provides all system intelligence. The PIC is a member of Microchip Technology's family of high-performance, low-cost, 8-bit microcontrollers. Features include 2K

THOMAS E. BLACK

of ROM, 72 bytes of RAM, 20 digital I/O pins, and very low power consumption—all in a compact 28-pin package. For more information on the PIC family, contact Microchip Technology, Inc., 2355 West Chandler Blvd., Chandler, AZ 85224-6199. Tel: (602) 963-7373, Fax: (602) 899-9210.

The MCU's internal ROM holds the software—more accurately, *firmware*—that controls Party Line. (Firmware is non-volatile, which means that it isn't lost when power is turned off). Firmware-controlled functions such as Ring Generation, Tone Detection, and Relay Control are event-driven, so all features work together seamlessly. Unlike simple loop-controlled programs, Party Line's design uses a time-based task scheduler to control hardware operation.

Programming the microcontroller with the Party Line firmware requires special equipment. If you don't have ac-

cess to the requisite equipment, pre-programmed MCUs are available as mentioned in the Parts List.

The firmware is copyright protected and is not public domain—it cannot be freely copied or distributed. However, you can use the PL6.OBJ software in your personal project at no charge just by downloading it from the Gernsback BBS. You will find it under the name PL6.ZIP. Please review the Hobbyware Information included in the companion README.TXT file for full details about using the firmware in your personal project.

### Time and date

Time information broadcast by the Caller-ID function comes from a software-maintained 24-hour clock. Unlike your personal computer, Party Line does not use a dedicated chip to maintain time. Instead, a one-second counter is obtained using the MCU's internal counter and dividing the oscillator frequency. The hour and minute data is derived from the counter. The real

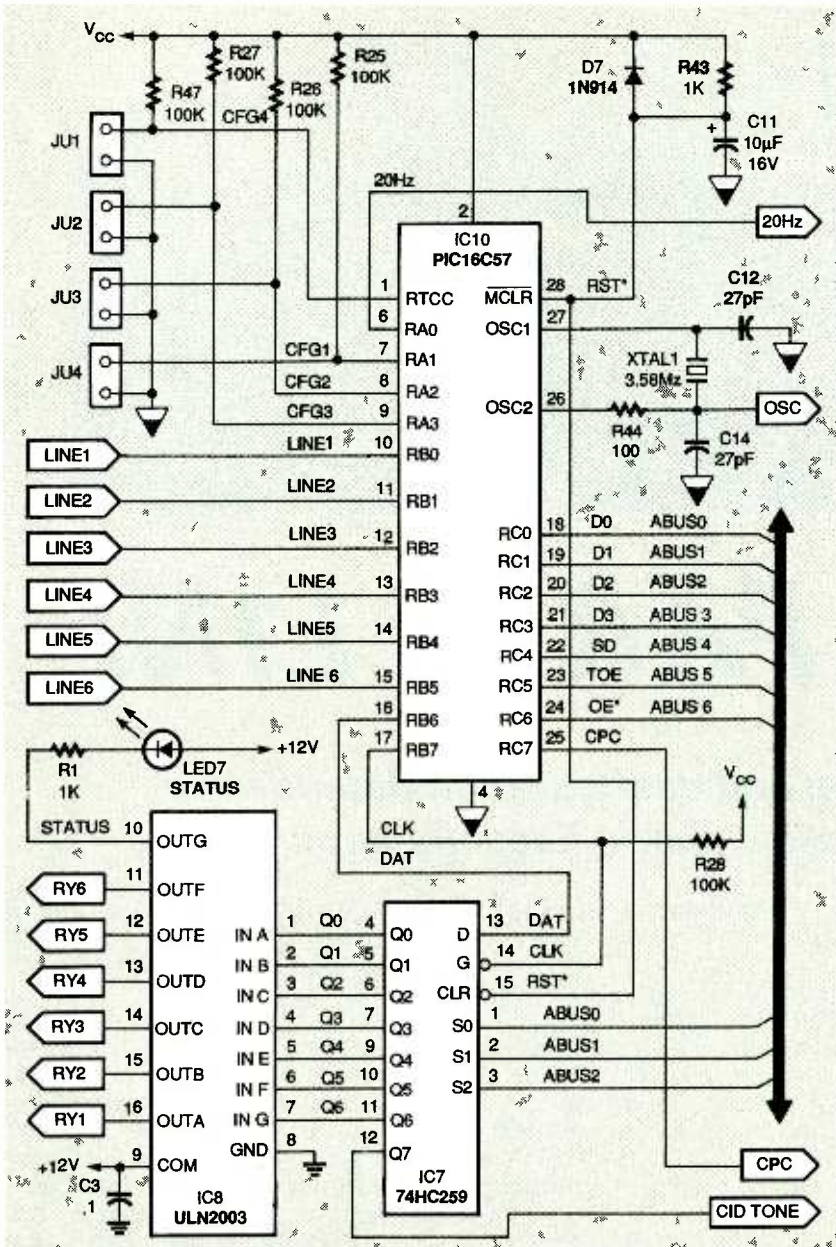


FIG. 3—THE MICROCONTROLLER reads line status from all six stations and controls their connections to the talk and ring circuits.

time clock function has been included so that you can experiment with Caller-ID products, but the clock is not designed as a precision timepiece; it may gain or lose a few seconds each day.

Unfortunately, because of limited ROM space, we were unable to include a date-tracking function. Thus, if you want the Called-ID date display to show the correct date, you must manually update the date on a daily basis.

Because the time (and date) information is stored in the

MCU's volatile RAM, it will be lost whenever the MCU resets, such as when AC power is lost. The default date is Jan 1, and the default time is 12:00 am.

#### I/O control

The MCU's I/O lines monitor the hookswitch- and DTMF-decoder signals, operate the six line relays, and control the call-progress tone generator.

The twenty I/O lines consist of three port groups, A, B, and C. Ports B and C have eight lines apiece (RB0–RB7 and RC0–RC7, respectively), and

Port A has four lines (RA0–RA3). The software configures RA0, RB6, RB7, and RC5–RC7 as outputs; RA1–RA3, RB0–RB5, and RC4 as inputs; and RC0–RC3 are used bidirectionally. A special MCU input signal, RTCC, is normally used as a counter input, but a software trick allows it to be used as an additional input port for configuration control.

In conjunction with RTCC, the RA1–RA3 inputs determine start-up configuration values, and RB0–RB5 monitor the optoisolated loop detectors that indicate when a phone goes off-hook.

The RC0–RC3 lines form a miniature data bus for reading DTMF codes from IC15 (Fig. 7), writing call-progress tone codes to IC14, and writing relay codes to IC7, an eight-bit addressable latch. In addition, MCU outputs RB6, RB7, RC5, and RC6 form the control signals for the bus; their job is to ensure that the correct data is read from or written to the right place at the right time. For example, to output a bit to the addressable latch (IC7), you would place data (0 or 1) on MCU signal RB6, the address (0–8) of the desired latch on RC0–RC2, and then toggle RB7 low.

Control line RC5 triggers a read of DTMF values from IC15, and RC6 latches call-progress tone codes into IC14. The RC4 input is normally low; the DTMF decoder drives it high when it detects a valid signal.

The last I/O bit to discuss is RA0. Its job is to provide the 20-Hz ring signal used by the step-up circuit. Low-end telephone simulators often use a 60-Hz ring signal because it is easily derived from the AC power line. However, some phone equipment will not operate correctly with a 60-Hz signal. To ensure compatibility, we use an accurate, software-generated ring signal.

The ring signal generated by the MCU must be isolated and stepped up to drive the telephone line talk circuit. As shown in Fig. 4, the high voltage is generated by push-pull

*Continued on page 71*



# LOW-COST SOFTWARE for PC-BOARD DESIGN

LAST MONTH, WE LOOKED AT LOW-cost software solutions for creating printed-circuit boards on your PC. We continue this month with packages that link the board-creation process with schematic capture.

It used to be that when you linked a PC-board layout program with schematic capture software, you could expect the price to go through the roof. Fortunately, that's no longer true. In fact, you can buy PC-boards, a DOS-based PC-board layout program which accepts netlists from programs like SuperCAD, OrCAD and Tango, for as little as \$99.

However, when shopping for netlist-supported PC-board software, you have to be aware of the extra options available—which may add extra cost. For example, one of the benefits you can gain from this coupling is a ratsnest, a "diagram" of where the traces should be placed. Other benefits are autorouting and circuit simulation. Do you want it or not, and at what cost? These are but a few of the topics highlighted in these reviews.

<b>Product:</b>	DC/CAD
<b>Version:</b>	6.09
<b>Price:</b>	\$295
<b>Platform:</b>	DOS
<b>Publisher:</b>	Design Computation, Inc.

DC/CAD is a DOS-based, fully integrated schematic capture program with linked PC-board layout program. Without the optional autorouter, DC/CAD sells for a low \$295. Unfortunately, the autorouter is a \$995 option—when it's on sale! (otherwise it costs \$1495)—which places it way outside our \$350 limit, never mind the basic

*You can design professional-quality printed-circuit boards on your desktop PC.*

TJ BYERS

package needed to support it. DC/CAD supports board sizes up to 32 inches square, and an unbelievable 64 layers.

Unlike most combination programs, DC/CAD has only one screen that's used to create both schematics and PC-board layout, but not at the same time. (See Fig. 10.) The PC-board layout mode is actuated from the same opening menu used for schematic capture. Going into the PC-board layout mode via a keyboard command simply turns off some menu commands and activates others. However, you may find DC/CAD quite hard to learn and use, because the commands, which are easily activated from a menu or the keyboard, aren't like any others in the industry. For example, instead of save, you use the Put command. Get means load a drawing, and Create turns on the macro recorder.

The transfer of data from schematic to PC-board layout is totally seamless. DC/CAD is unusual among programs in this price range in that it has a built-in autoplace tool that extracts the device's physical description from the schematic netlist and places the part on the circuit board—after you've defined the board's shape, of course. However, you'll need to do a lot of manual cleanup after automatic placement, but it's better than having to manually pull

the parts from a library list. Parts can be rotated or flipped to the other side of the board, but the ratsnest doesn't become available until the placement process is complete, so you have to guess at the best placement positions. Forward and backward annotation, where changes in the schematic or in the circuit board layout are automatically reflected in the other program's netlist, is provided.

Fortunately, a dynamic ratsnest is visible during the routing procedure. As connections are made, the ratsnest lines disappear one by one, which makes it easy to see your progress. The edit functions are plentiful, powerful, and easy enough to use once you get the hang of using them. Rubberbanding is supported, as is group editing. Both zoom and part rotation have virtually infinite resolution. Once a command is selected, it can be executed as many times as you wish without going back to the main menu. And while there's an Undo command, it only undoes deletions—that is, it won't undo a symbol move or rotation.

A wide range of printers and plotters are supported, and you can size the drawing to fit the sheet. You also get support for DXF (AutoCAD), Gerber, and N/C Drill files. Component, solder, and silk-screen masks are also available.

## WHERE TO BUY

### BoardMaker I

Ohio Automation  
7840 Angel Ridge Rd.  
Athens, OH 45701  
(614) 592-1810

### CADPAC II

R4 Systems Inc.  
1100 Gorman St.  
Suite 11B-332  
Newmarket, Ontario, Canada L3Y 7V1  
(905) 898-0665

### Circuit Layout

PC Logic  
11 Brook Hollow  
Pittsford, NY 14534  
(716) 248-9800

### DC/CAD

Design Computation  
1771 State Highway 34  
Farmingdale, NJ 07727  
(908) 681-7700

### Easy-PC

Easy-PC Pro  
BSoft Software, Inc.  
444 Colton Rd.  
Columbus, OH 43207  
(614) 491-0832

### Easytrax

Protel Technology, Inc.  
2675 Stevens Creek Blvd.  
Santa Clara, CA 95051  
(408) 243-8143  
[ftp://protel.com/http/protel/dostools/easytrax.zip](http://protel.com/http/protel/dostools/easytrax.zip)

### EZ-Route Std

Advanced Microcomputer Systems, Inc.  
1460 SW 3rd St.  
Pompano Beach, FL 33069  
(800) 972-3733

### PCAD

Micronics Technology  
7709 Skylake Dr.  
Fort Worth, TX 76179  
(817) 236-5049

### PCBoards

PCBoards  
2110 14th Ave. South  
Birmingham, AL 35205  
(800) 473-7227

### SuperPC-board for Windows

Mental Automation Inc.  
5415 136th Place S.E.  
Bellevue, WA 98006  
(206) 641-2141

### TurboCAD

IMSI  
1938 Fourth St.  
San Rafael, CA 94901  
(415) 454-7101

DC/CAD has been around for quite some time, and has survived many of its competitors. However, it takes a bit of getting used to, and it's not easy to

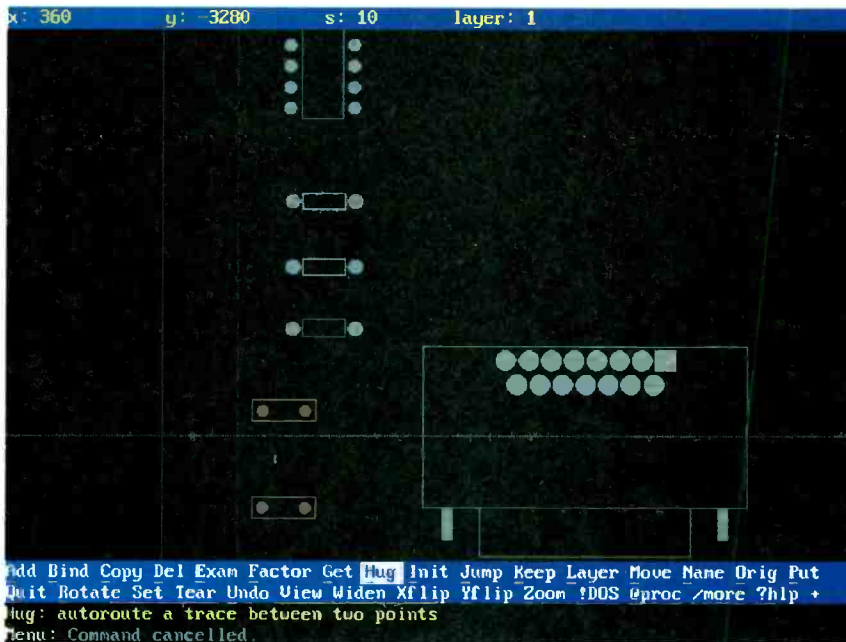


FIG. 10—DC/CAD IS A COMPLETELY INTEGRATED SCHEMATIC CAPTURE and PC-board layout package in one. Without the autorouter, the package sells for \$295.

learn. But it's the only program here to manage 64 layers, which is a juggling act all by itself. And if your pocketbook can afford it, it's one of the few under-\$1000 circuit design programs with autorouting and error checking. It fills the widening gap between under-\$1000 and over-\$3500 CAE software.

<b>Product:</b>	Easy-PC Pro
<b>Version:</b>	N0444
<b>Price:</b>	\$349
<b>Platform:</b>	DOS
<b>Distributor:</b>	BSoft Software, Ohio Automation

It's really a shame that Easy-PC Pro has such a weak schematic capture program for its front end, because the PC-board layout section is dynamite. In addition to supporting 14 copper layers and board sizes up to 32 by 32 inches, Easy-PC Pro has a seamless interface with its schematic capture companion and a link to an optional analog/digital simulation. Easy-PC Pro is a DOS-based program which costs \$349. For an extra \$298 (\$647 total), you get the circuit simulation packages and a capable autorouter.

Because the schematic capture program is so flaky, we tested the Easy-PC Pro using two

benchmarks. The first was a modified Easy-PC Pro example (where all the schematic parts were defined) and used the ratsnest (Fig. 11) Next, we manually built the *Electronics Now* benchmark circuit board using symbols from the PC-board library. We're happy to report that in both instances, not a single part for the benchmark was missing from the Easy-PC Pro symbol library.

When you build a board manually, the parts are easily accessed from a pull-down menu. Once a footprint or outline is selected, it can be used repeatedly—if you don't mind a little mousing around (or using the keyboard equivalents). Parts can be mirrored and rotated during placement, and zoom and pan are active. When doing manual placement, which includes adding new parts to an existing design, the part designations are automatically annotated, as in R1 followed by R2, etc. Moreover, if you delete a part, that part number is removed from the data base to maintain the sequence—not a small feat, and one seldom found in a low-cost program.

The best feature of Easy-PC Pro is the ease in which the program moves the schematic to

*Continued on page 43*



JEFF ORTHOBER

THEY SAY THAT NECESSITY IS THE mother of invention. Sometimes, however, convenience is. This article describes an EPROM emulator for an IBM PC. When you're designing a new project, you can save a lot of time by using a "fake" EPROM instead of going through the usual program and erase cycle.

This project uses static RAM on an IBM PC plug-in card to emulate the 2764. Since the 2764 is an 8K × 8-bit EPROM, the 6264 8K × 8-bit static RAM IC will work fine. To use the emulator, you must download the bits to the RAM. Then plug a cable from the emulator in the EPROM's socket of the project you're developing.

The emulator was built on an IBM PC prototyping board from JDR Microdevices, part number JDR-PR2. (Similar prototyping boards are available from several manufacturers.) Only the necessary buffering and cabling had to be added to complete the project. The IBM PC bus lines that are provided by the prototyping board are lines A0 through A9, AEN, RESET, -MEMR, MEMW, -IOR, and -IOW, and lines D0 through D7. All of the lines are buffered, and the data lines are fully buffered—that is, they are three-stated.

The prototyping board is activated when its I/O read or write line is high, DMA address enable is low, and the on-board comparator's output is high. The comparator on the board defaults to hexadecimal address 300 through 31F. The ports are subdivided eight times by a 3-to-8 decoder, providing lines -SEL0 through -SEL7 on the board. The default settings are shown in Table 1.

TABLE 1

Select Line	I/O Port (hex)
-SEL0	300 - 303
-SEL1	304 - 307
-SEL2	308 - 30A
-SEL3	30C - 30F
-SEL4	310 - 313
-SEL5	314 - 317
-SEL6	318 - 31B
-SEL7	31C - 31F

# EPROM EMULATOR

**Build a 2764 fake EPROM project for the IBM PC.**

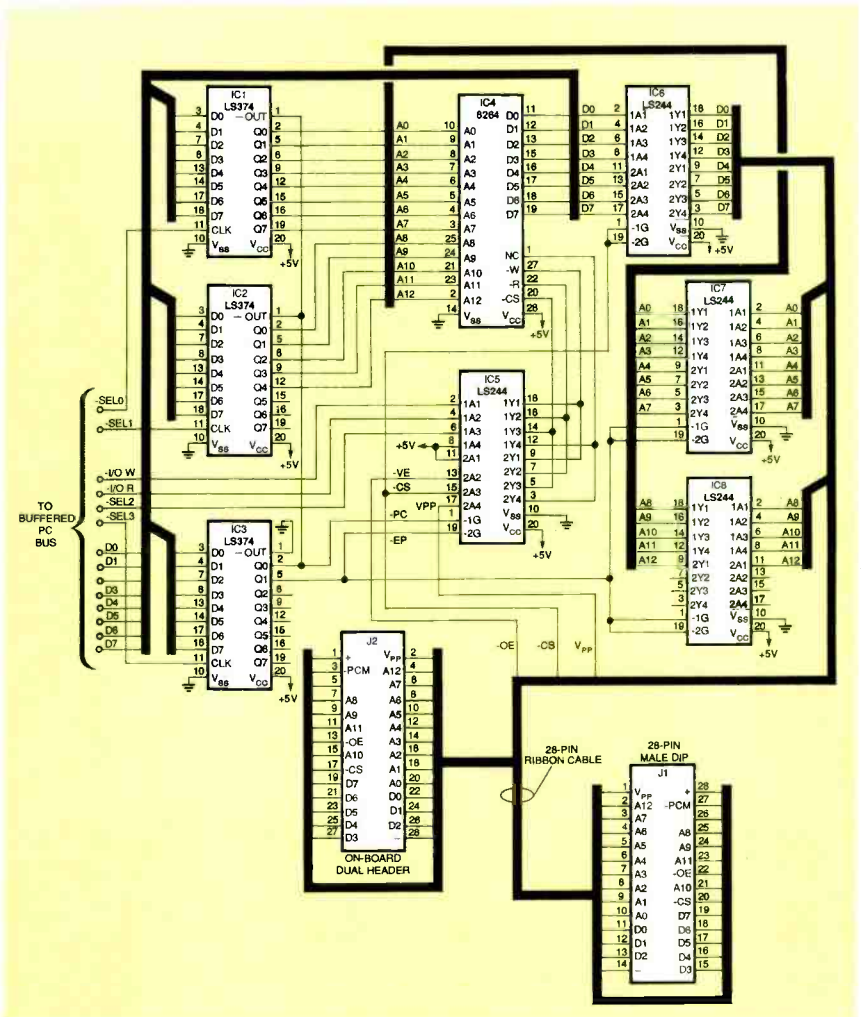


FIG. 1—STATIC RAM AND AN IBM PC can emulate a 2764 EPROM.

### Circuitry

Figure 1 is the schematic of the EPROM emulator. Data from the IBM PC bus is latched on different select lines: -SEL0 is for the lower 8 bits of the address to the 6264. -SEL1 is reserved for the upper address bits, -SEL2 is to read or write data to the 6264

(reading is for verifying), and -SEL3 latches the control lines to IC3. Bit 0 from IC3 (-PC) enables the buffers for IBM PC communication and bit 1 (-EP) enables EPROM communication.

On the PC side, three 74LS374 latches (IC1-IC3) input the fully-buffered address

and control lines and a 74LS244 buffer (IC5) inputs the control lines that aren't fully buffered. Three 74LS244 buffers (IC6-IC8) allow communication with the target project. A ribbon cable with a 28-pin male DIP on the end (J1) plugs into the target project's EPROM socket. The EPROM signals are accessed from a 50-pin header on the prototyping board.

Listing 1 is a Turbo Pascal program that takes a binary file that has been assembled for the target project and loads binary data into the 6264 using I/O commands.

### Construction

The prototype was built by mounting all parts on the prototyping board and by point-to-point wiring them together. You

### PARTS LIST

IC1-IC3—74LS374 8-bit latch  
 IC4—6264 8K × 8 static RAM  
 IC5-IC8—74LS244 8-bit buffer  
 J1—28-pin male DIP (see text)  
 28-conductor ribbon cable (three feet, maximum), 28-pin dual-row female header connector, prototyping board.

must fabricate the cable that connects the prototyping board to the EPROM socket in the device you want to control. The cable should be no longer than three feet. Install a 28-pin dual-row female header connector on a 28-conductor ribbon cable and connect pins 1 through 28 of the other end of the ribbon cable (wire by wire) to a 28-pin male DIP. You can solder the wires directly to the female side of a 28-pin IC socket or you can install a 28-pin male IDC (insulation displacement connector) DIP. Note that the prototyping board contains a 50-pin male header, but only pins 1 through 28 are used. Be sure to connect the female header connector only to pins 1 through 28 of the header.

The fake EPROM is now ready to trick a circuit into thinking that a real EPROM is in place. Ω

### LISTING 1

```

program feprom (input, output);
  (this program will test and load the Eprom simulator 6264 8k
  memory. The first parameter if specified will be the load file
  and program will terminate, if no parameter is specified, then
  the program will go into interactive mode. Uses Turbo Pascal V3.)

const
  port_add_low - $300;      (6264 low byte address register)
  port_add_high - $304;    (6264 high byte address register)
  port_data - $308;       (6264 data register)
  port_control - $30C;    (buffer control register)
                          (bit 0 - pc, bit 1 -eprom)store
  control_pc - $02;      (buffer control setting, pc)
  control_eprom - $01;   (buffer control setting, eprom)
  max_mem - $1FFF;      (max size of eprom (0 - 1FFF) )

type
  str = string [80];
  arr = array [0..max_mem] of byte; (pc array to store file)
  (set the buffers to communicate with pc)
  procedure set_pc;
  begin
    port [port_control] := control_pc;
  end;
  (set the buffers to communicate with cable)
  procedure set_eprom;
  begin
    port [port_control] := control_eprom;
  end;
  (write proper hi and low byte address to latches)
  procedure write_address(add : integer);
  var
    high : integer;
    low : integer;
  begin
    low := add and $FF
    high := (add and $FF00) div $0100;
    port[port_add_low] := low;
    port[port_add_high] := high;
  end;
  (check the ram bit wise)
  procedure bittest;
  var l : integer;
      p : integer;
  begin
    writeln ('Bit test');
    i := 0;
    while (i <= max_mem) and (not keypressed) do
  begin
    write address(i);
    port[port_data] := $00;
    if port[port_data] <> $00 then
      writeln('0 Error at ',i:0,' ',port[port_data] :0);
    port[port_data] := $FF;
    if port[port_data] <> $FF then
      writeln('FF Error at ',i,' ',port[port_data] :);
    i := i + 1;
  end;
  writeln('Bit test done');
  end;
  (check the ram locations)
  procedure numbertest;
  var i : integer;
      c : integer;
  begin

```



```

writeln('Number test');
c := 0;
for i := 0 to max_mem do
begin
write_address(i);
port[port_data] := c;
c := c + 1;
if c > 255 then c := 0;
end;
writeln('Last number was ',c:0);
c := 0;
for i := 0 to max_mem do
begin
write_address(i);
if port[port_data] <> c then
writeln('Number Error at ',i:0,' ',
port[port_data],' should be ',c:0);
c := c + 1;
if c > 25 then c := 0;
end;
writeln('End Number test');
end;
(check the buffers)
procedure buffertest;
begin
writeln('Buffer test');
write_address (0);
port[port_data] := 55;
set_eprom;
if port[port_data] = 55 then
writeln('Buffer error');
writeln('End Buffer test');
end;
(verify that the ram has the same as the array)
procedure verfile(var a : arr);
var c : integer;
begin
writeln('Verifying file');
for c := 0 to max_mem do
begin
write_address(c);
if port[port_data] <> a[c] then
writeln('Load file error at ',c:0,' ',
port[port_data] :0, should be
',a[c]:0);
end;
end;
(load array from file)
procedure loadfile(s : str; var a : arr);
var f : file of arr;
begin
writeln('Reading file',s:length(s) );
assign (f,s);
reset (f);
read (f,a);
close(f);
end;
(load array and transfer to ram)
procedure readfile(s : str);
var c : integer;
a : arr;
begin
loadfile(s,a);
set_pc;
writeln('Transferring file ',s : length(s) );

```

```

for c := ) to max_mem do
begin
write_address(c);
port[port_data] := a[c];
end;
verfile(a);
writeln('File Load done');
set_eprom;
end;
(get filename and transfer file to ram)
procedure loadfile;
var s : str;
begin
writeln;
write('Enter filename ---'); readln(s);
readfile(s);
end;
(get filename and verify against the ram)
procedure verifyfile;
var s : str;
a : arr;
begin
writeln;
write ('Enter filename ---'); readln(s);
loadfile(s,a);
verfile(a);
end;
(mainline)
procedure main2;
var c : char;
done : boolean;
begin
while not done do
begin
writeln;
writeln('A) Bit test');
writeln('B) Number test');
writeln('C) Buffer test');
writeln('D) Load and verify binary file');
writeln('E) Verify against binary file');
writeln;
writeln('Z) to quit');
writeln;
write ('Enter choice ---'); readln (c);
set_pc;
case c of
'A', 'a' : bittest;
'B', 'b' : numbertest;
'C', 'c' : buffertest;
'D', 'd' : loadfile;
'E', 'e' : verifyfile;
'Z', 'z' : done := true;
end; (case)
set_eprom;
end;
end;
(See if parameter, if so then load the file and
exit.
If not then go into interactive mode)
begin
if paramount = 1 then
readfile(paramstr(1))
else
main2;
end.

```

# Hobbyist's Paperback Budget Books



**BP80/98—Popular Electronic Circuits—Books 1 and 2...\$11.90.** Contains a wide range of circuits which are accompanied by text giving a brief introduction, circuit description and special notes on construction and setting-up that may be necessary.



**#160—Coil Design and Construction Manual...\$5.95.** A complete book for the home builder on how to make RF, IF, audio and power chokes and transformers. Practically every possible type is discussed and calculations are explained in detail.



**BP271—How to Expand, Modernize and Repair PC's and Compatibles...\$7.75.** All the practical information you are likely to need to upgrade your PC and compatible. Also contains useful information and illustrations to help you with repairs.



**BP276—Shortwave Superhet Receiver Construction...\$6.95.** Provides construction details, including coil winding, of a number of advanced-design receivers which should have performance levels at least equal to commercial sets of similar complexity.



**#223—50 Projects Using IC CA3130...\$5.00.** One of the more practical and useful operational amplifiers (opamp), the CA3130 integrated circuit chip is the heart of several easy-to-assemble projects covered in the book. The projects are divided into five categories: audio projects, RF projects, test equipment, household projects and a catch-all miscellaneous group. Ideal for all skill levels.



**BP122—Audio Amplifier Construction...\$5.75.** Practical designs are featured and include circuit diagram and description, Veroboard or printed-circuit board layout and construction notes. The text is divided into two parts. The first deals with many types of preamplifiers. The second covers power amplifiers from a simple low-power battery type to a 100-watt DC-coupled amplifier using four MOSFETs in the output stage.



**BP107—30 Solderless Breadboard Projects—Book 1...\$5.95.** Each project is designed to be built on a "Verobloc" breadboard and is presented with a brief circuit description, circuit diagram, component layout diagram and components list. Notes on construction and applications are provided. Wherever possible, the components are common to several projects to keep project costs down.



**BP266—Electronic Modules and Systems for Beginners...\$7.25.** Shows the reader how to build a number of simple analog and digital circuit modules, all suitable for battery operation, and all based on only 1 or 2 transistors or ICs.



**BP329—Electronic Music Learning Projects...\$6.25.** A beginner's book that will assist you in assembling such projects as the Elexylophone, Gildaphone, Melody Ranger, Cordmaker, Appealing Handbells, Electronic Sol-Fa, Tune-up Box and more.



**BP319—Making MS-DOS Work For You...\$6.50.** What you need to know first, comes first, however the text is written in a circular style so that the reader can start anywhere in the text. This book is relevant to all versions of both MS-DOS and PC-DOS.



**BP303—Understanding PC Software...\$6.95.** Covers main types of PC software, giving details of typical uses, the basics of how they are used and their limitations. Each chapter covers popular software and programs of a similar type.




**BP105 Aerial (Antenna) Projects...\$5.50.** In this book the author has considered practical antenna designs, including active, loop and ferrite antennas which perform well and are relatively simple and inexpensive to build. The complex theory and mathematics of antenna design have been avoided. Also included are construction details of a number of antenna accessories including a pre-selector, attenuator and filters.



**BP33—Electronic Calculator Users Handbook...\$5.75.** The book eliminates the mysteries of the calculator and offers unique ideas for the simplest to most complex calculators. Covers the basic functions plus trigonometric, hyperbolic, logarithms, square roots and powers. Included are formulas and data for VAT, discounts, and mark up, currency conversion, interest, binary and octal numbers, and much more!



**BP125—25 Simple Amateur Band Antennas...\$5.50.** Plans to build antennas that are simple and inexpensive to construct and perform well. From the simple dipole to beam, triangle and even mini-rhombic types made from four TV masts and about 400 feet of wire. After the antenna discussion you will find a complete set of dimension tables that will help you "tune" an antenna on a particular frequency.



**BP263—A Concise Introduction to dBASE...\$6.95.** The most popular data-base program, dBASE, is difficult to master without help. This book helps you spend your time using dBase, not setting it up. A user's guide that covers all the basics up to dBase IV.



**PCP104—Electronics—Build and Learn...\$9.95.** Construction details are given to build a circuit demonstrator that is used throughout the book to introduce common electronic components and how these components are built up to useful circuits.



**BP302—A Concise Users Guide to Lotus 1-2-3 Release 3.1...\$6.25.** Written to help existing spreadsheet users upgrade to 1-2-3 Release 3.1, which has the ability to work 3-dimensionally with both multiple worksheets and files.



**BP146—The Pre-BASIC Book...\$6.95.** Another book on BASIC but with a difference. It concentrates on introducing technique by looking in depth at the most frequently used and more easily understood computer instructions.

## Just What the Project Builder Is Looking For!

- #160—Coil Design and Construction Manual .....\$5.95
- #219—Solid State Novelty Projects .....\$4.95
- #222—Solids State Shortwave Receivers for Beginners.....\$5.50
- #223—50 Projects Using IC CA3130.....\$5.00
- #225—Practical Introduction to Digital ICs .....\$5.25
- PCP111—Electronic Test Equipment Handbook.....\$13.95
- 1596T—24 Silicon-Controlled Rectifier Projects.....\$9.95
- BP58—50 Circuits Using 7400 Series ICs .....\$5.50
- BP69—Electronic Games.....\$5.50
- BP71—Electronic House Projects .....\$5.00
- BP84—Digital IC Projects.....\$5.50
- BP93—Electronic Timer Projects.....\$5.50

**ELECTRONIC TECHNOLOGY TODAY INC.**  
P.O. BOX 240, Massapequa, NY 11762-0240

**SHIPPING CHARGES IN USA AND CANADA**

\$0.01 to \$5.00 .....	\$2.00
\$5.01 to \$10.00 .....	\$3.00
\$10.01 to \$20.00 .....	\$4.00
\$20.01 to \$30.00 .....	\$5.00
\$30.01 to \$40.00 .....	\$6.00
\$40.01 to \$50.00 .....	\$7.00
\$50.01 and above .....	\$8.50

**SORRY No orders accepted outside of USA & Canada**

Number of books ordered

Name \_\_\_\_\_  
Address \_\_\_\_\_  
City \_\_\_\_\_ State \_\_\_\_\_ Zip \_\_\_\_\_  
PE5 \_\_\_\_\_ Allow 6-8 weeks for delivery

Total price of merchandise .....	\$ _____
Shipping (see chart) .....	\$ _____
<b>Subtotal</b> .....	\$ _____
Sales Tax (NYS only) .....	\$ _____
<b>Total Enclosed</b> .....	\$ _____

**All payments must be in U.S. funds!**



## SOFTWARE

continued from page 38

the circuit board. To do this, simply open the finished schematic and run the "Translate to PC-board" option. This operation compiles the netlist, checks it for errors, matches the schematic parts to their physical outlines, starts the PC-board layout program, and places the parts on a printed circuit board. All that's left for you to do is lay down the tracks.

Before you start mapping out traces, though, you'll need to do a better job of locating the parts than the translator, which simply places the parts on the printed circuit board diagonally in the order they are received from the netlist. Such placement means it is highly likely a resistor that feeds an LED may land halfway across the circuit board instead of next to it. Parts are easily moved by placing the cursor over the target device, pressing F7, and then using the mouse button to relocate it. If you need to move several parts at a time, there's a block function, which will also mirror, rotate, or copy everything within the marked area.

Sixteen track widths are

available per layout, and they can be set to widths between 0.001 inch and several inches. You can see the track as it's laid down, and switching layers is as easy as pressing a key; through-hole vias are automatically added when you switch layers. A nifty feature is the ability to draw freehand tracks as well as ortho and chamfered corners. And while it's unlikely you'll need to add pads unless doing the layout manually, they, too, come in a wide range of sizes and shapes.

Output can be sent to dot-matrix, LaserJet, and PostScript printers, plus HPGL and DMPL penplotters. Gerber and N/C Drill files are also supported. Essentially, it's the same support you find in Easy-PC.

The real strength of a schematic capture/PC-board layout program is in the seamless transfer from schematic to printed circuit board. In this respect, Easy-PC Pro is a champ. It's too bad that the entire application loses face because there's such a poor schematic capture program ahead of a worthy PC-board layout program. Fortunately, the performance of the schematic capture engine can be bolstered—but only if you're willing to spend

extra bucks on any or all of the three optional components libraries. The three new libraries contain SMD devices, 74LS chips, and analog components. But at \$99 each, their total cost is nearly that of the package itself—hardly a bargain.

Product:	EZ-Route
Version:	2.2
Price:	\$249
Platform:	Windows
Publisher:	Advanced Microcomputer

Individually, the components of EZ-Route aren't anything special. The schematic-capture program, EZ-Logic, is just mediocre. EZ-Board, the PC-board layout program component of EZ-Route highlighted in this review, is slightly better than average. And the interface between the two is not totally seamless. But put all three elements together, and you have a package with a value greater than the sum of its parts—a package that's well worth the \$249 it commands. EZ-Board is a Windows program that supports six conduction (copper) layers, any two of which can be used for power or ground (see Fig. 12). While the maximum board size is just 8 by 10 inches—big enough for any home or small business project—and the program supports blind vias as well as surface-mounted devices.

Although the transfer of data from schematic capture to circuit-board layout isn't seamless, it's a whole lot better than not having an interface at all. Specifically, the *Electronics Now* benchmark uses two DB15-15 connectors, one male and the other female. On the schematic, there isn't a designation between the two, because electrically they are identical. Physically, though, they are quite different, and EZ-Board stops compiling when it hits this snag. The fix is simple enough: Edit the netlist file with a text editor and specify male or female on the required lines. The User's manual tells you how.

During the transfer process,


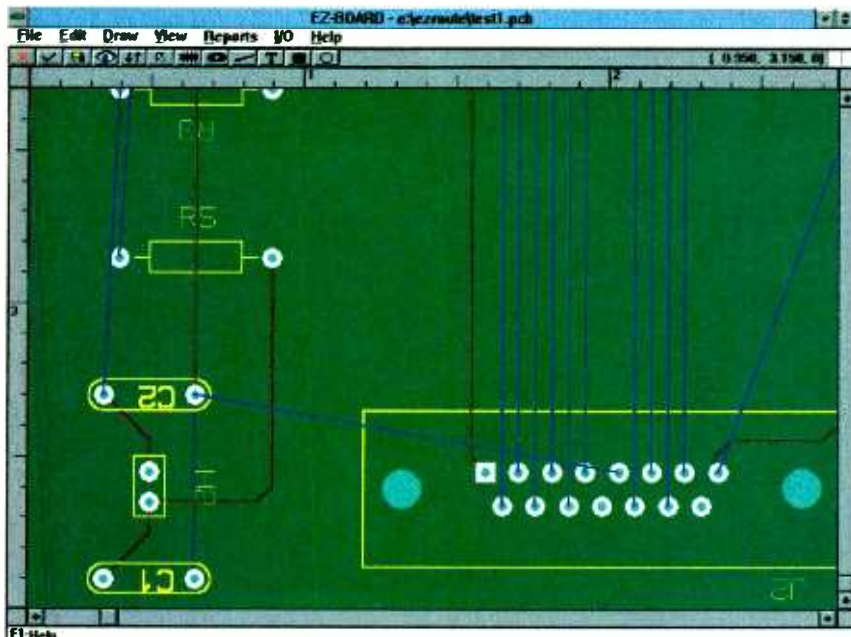


FIG. 11—THE THIN WHITE LINES YOU SEE in this partially-routed Easy-PC Pro screen aren't tracks. Instead, they are a ratsnest that show you where the missing tracks need to go.

TABLE 1

	BoardMaker I	CADPAK II PCB II	Circuit Layout	DC/CAD	Easy-PC	Easy-PC Pro	Easytrax	EZ-Route Sid EZ-Logic	PCAD	PCBoards	SuperPCB for Windows	TurboCAD
Price	\$95	\$159	\$80	\$295	\$145	\$349	Free	\$249	\$65	\$99	\$299	\$129
Format	DOS	DOS	DOS	DOS	DOS	DOS	DOS	Windows	DOS	DOS	Windows	Windows
RAM required	512K	640K	512K	640K	512K	640K	512K	512K	640K	512K	4MB	2MB
Hard disk required	N	2MB	5MB	5MB	N	5MB	N	3MB	N	N	2MB	4MB
Maximum board size (inches)	17 x 17	30 x 30	16 x 10	32 x 32	17 x 17	32 x 32	32 x 32	8 x 10	20 x 9.8	6 x 13	16 x 8	
BBS file	ISIDEMO.EXE					EASY-PC.ZIP	EASYTRAX.ZIP				SUPERCAD.ZIP	
<b>Schematic capture</b>												
Included	Y	Y	N	Y	Y	Y	N	Y	N	N	Y(4)	Y(4)
Linked	N	N	N	Y	N	Y	N	Y	N	Y(3)	Y	N
Design rule check	Y	N	N	Y	N	Y	N	Y	N	N	Y	N
<b>PCB Layout</b>												
Automatic part placement	N	N	N	Y	N	Y	N	Y	N	N	Y	N
Repeat part placement	Y	Y	Y	Y	N	Y	Y	Y	Y(1)	N	N	Y
Rotate part prior to place	N	N	Y	Y	Y	Y	Y	Y	Y(1)	N	N	Y
Zoom on-the-fly	Y	Y	Y	Y	Y	Y	Y	Y	N	N	N	Y
Auto pan	Y	Y	Y	Y	Y	Y	Y	Y	N	Y	N	Y
<b>Routing Features</b>												
Autrouter available	N	N	N	Y	N	Y	N	Y	N	Y	Y(5)	N
Ratsnest	N	N	N	Y	N	Y	N	Y	N	N	N	N
Pad-to-pad router	N	N	Y	N	N	N	N	N	N	N	Y	N
Mixed track widths	Y	Y	Y	Y	Y	Y	Y	Y	Y	N	Y	Y
Freehand tracks	N	N	N	N	N	Y	Y	Y	N	N	N	Y
Camfered corners	Y	Y	Y	Y	Y	Y	N	Y	Y	N	Y	Y
Curved tracks	Y	N	N	Y	N	Y	Y	Y	N	N	Y	N
Neck down	Y	Y	Y	N	N	Y	N	N	N	N	Y	Y
Number of copper layers	8	2	2	64	8	14	8	6	2	2	2	16
Auto vias	Y	Y	N	Y	Y	Y	Y	Y	Y	N	Y	N
Blind vias	Y	n/a	n/a	Y	Y	Y	Y	Y	n/a	n/a	n/a	N
Buried vias	Y	n/a	n/a	Y	Y	Y	Y	Y	n/a	n/a	n/a	N
Ground/power planes	N	n/a	n/a	Y	N	N	Y	Y	n/a	n/a	n/a	Y
<b>Library</b>												
Screen directory	Y	Y	Y	Y	N	Y	Y	Y	Y	Y	Y	Y
Part preview	Y	N	N	N	N	N	Y	Y	N	N	Y	Y
<b>Editing Features</b>												
Modify track width	Y	Y	Y	Y	N	Y	Y	Y	N	Y	Y	Y
Change pad size/style	Y	Y	N	Y	N	Y	Y	Y	N	Y	Y	Y
Block												
Copy	Y	Y	N	Y	Y	Y	Y	Y	Y	Y	Y	Y
Move	Y	Y	Y	Y	Y	Y	Y	Y	Y	Y	Y	Y
Rotate	Y	Y	N	Y	Y	Y	Y	Y	N	Y	Y	Y
Save	N	Y(2)	N	Y	N	N	Y	Y	Y	Y	N	Y
<b>Output formats</b>												
Dot-matrix printer	Y	Y	Y	Y	Y	Y	Y	Y	Y	Y	Y	Y
Laser printer	Y	Y	Y	Y	Y	Y	Y	Y	Y	Y	Y	Y
HPGL plotter	Y	Y	N	Y	Y	Y	Y	Y	N	Y	Y	Y
Gerber	Y	Y	Y	Y	Y	Y	Y	Y	N	Y	Y	N
N/C Drill	Y	Y	Y	Y	Y	Y	Y	Y	N	Y	Y	N
1) DIP ICs only												
2) Route tracks only												
3) Has netlist conversion utility												
4) Extra cost												
5) Included												





**FIG. 12—EZ-ROUTE IS A VERY FLEXIBLE, multi-layer schematic capture/PC-board layout program with an optional autorouter. A nice feature is that you can pick any layer for power and ground, which is a big plus when designing high-speed PC boards.**

EZ-Board places the components along the left side of the screen in the order they are accessed from the netlist. Now this isn't the board itself; that's defined later. After the parts are transferred, you need to place them manually—which is the norm for most PC-board layout programs under \$1500. The trick is to move all these parts into a cluster before specifying the size of the board. Because if you don't move them first, they simply fall off the screen. No, they're not gone; but you don't have access to them for placement afterwards.

EZ-Board has a ratsnest that's equal to those found in PC-board layout programs costing a whole lot more. The ratsnest actually calculates the best route for the tracks according to your initial placement. Better yet, the ratsnest is dynamic. So as you change a part's location you can see how far the wires have to stretch, and therefore minimize track length before actually laying copper down. As you lay the tracks down, the ratsnest lines disappear, giving you an indication of your progress. If you want to see an actual count of how many tracks are left to place, EZ-Board provides that, too. As ex-

pected of a program of this caliber, EZ-Board supports automatic and blind vias.

Despite a weak schematic capture front end, EZ-Route has a lot going for it—not the least of which is a low \$249 price tag. The autoplace utility saves a lot of time, and the dynamic ratsnest is a real help when routing the board. The only thing missing is an autorouter, but that, too, is available as a \$200 upgrade option. EZ-Route is perfectly suited for virtually any project you'll find in the pages of *Electronics Now*, plus a whole lot more.

<b>Product:</b>	PCBoards
<b>Version:</b>	2.0
<b>Price:</b>	\$198
<b>Platform:</b>	DOS
<b>Publisher:</b>	PCBoards

While ratsnest and pad-to-pad routers are helpful, nothing compares to a true autorouter. Unfortunately, the cost of an autorouter generally pushes the cost of the circuit design package beyond the means of most users. So when we discovered that PCBoards autorouter costs just \$99, it was like a breath of fresh air. The basic program is PCBoards, a \$99 DOS-based

PC-board layout program that's easy to learn and easy to use. It supports boards up to 6 by 13 inches with two copper layers and a silk screen layer. The optional autorouter adds another \$99, which brings the total cost to just \$198—by far the cheapest PC-board layout/autorouter package available. Although PCBoards is a stand-alone package, it can import a netlist from several different schematic capture programs, like SuperCAD and Tango. But like most low-cost PC-board layout programs with netlist support, you have to manually place the components board before you can import the netlist.

The PCBoards component library contains over 160 devices, consisting of several DIPs, SIPs, and PLCC footprints, as well as a good assortment of resistor, capacitor, and diode sizes. The parts are easily accessed from a pull-down menu. While you can't actually see the part outline before selection, a description of the device selected is shown at the bottom of the screen. In the screen shown in Fig. 13, the selected device is a 14-pin DIP. Different DIP footprints are selected by successively pressing the <F1> key, which causes the outlines to scroll from 6-pin to 40-pin devices. The same procedure is used for all the other devices listed in the menu—except for the pad. Only one pad is available, a 0.010-inch square pad. The autopan function is engaged during parts placement, which is fortunate because PCBoards has only two zoom magnifications: The one you see in Fig. 13, and a postage-stamp overview of the entire board.

Missing from the parts library is any form of a mechanical connector, like the DB15 needed for the benchmark circuit. That was constructed from pads found in the User menu. Unlike the Parts menu, the User menu supports three different pad types, a large and small round pad, and a large square pad. Once the pads are positioned out in the desired pattern, the part is saved and becomes available as a User option in the

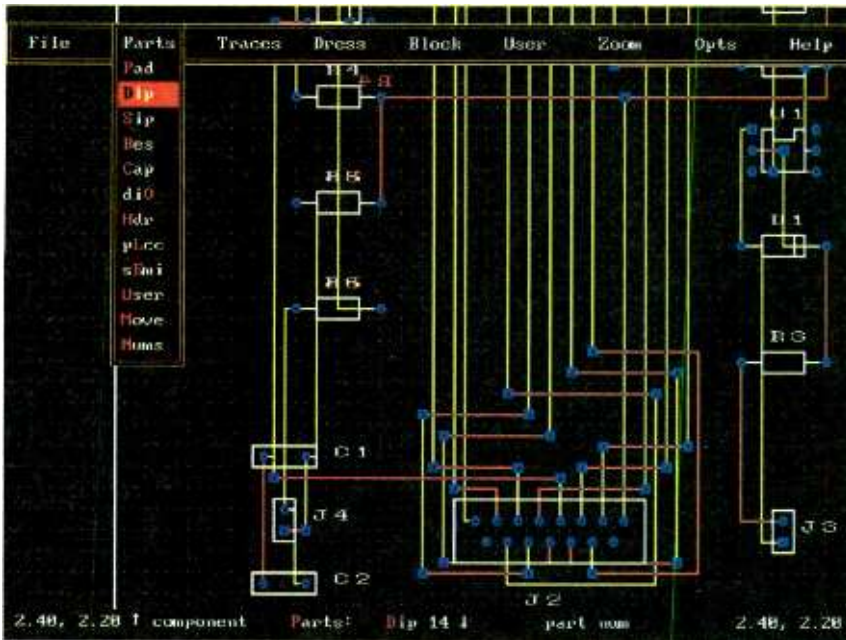


FIG. 13—AT \$99, PC-BOARDS isn't the least expensive PC-board layout program here. But when coupled with its optional \$99 autorouter, this \$198 combo is the lowest priced package with netlist support.

#### Parts menu.

While you can route the circuit manually, there's no reason to. Despite its low cost, the PCBoards autorouter is quite a capable performer. In our benchmark test, it achieved 100 percent completion in just over three minutes. We used the SuperCAD+ netlist for the input source. However, the conversion wasn't without human intervention. For example, it caught a  $V_{cc}$  net error in the original netlist that SuperPC-board (below) missed—a move that earned it a lot of brownie points. On the other hand, PCBoards, which doesn't have support for LEDs, converted the LED reference incorrectly. Both errors were easily fixed using a text editor. Although the routing process went smoothly, we were dismayed that the autorouter only supports a 50-mil grid, which means it won't do well with a tightly-packed circuit board or SMD parts.

PCBoards supports a wide range of video modes, including EGA, VGA, 800 by 600, and 1024 by 768. It generates DXF, Gerber and N/C Drill files, and can print negatives of the artwork for use with PC-board contact art, like that from DynaArt Designs and Techniks Inc. If you don't mind working from a

DOS prompt, you can save a lot of bucks and still have a quality autorouter package.

<b>Product:</b>	SuperPC-board for Windows
<b>Version:</b>	1.5
<b>Price:</b>	\$299 (with autorouter)
<b>Platform:</b>	Windows
<b>Publisher:</b>	Mental Automation

Standing alone or with its companion schematic-capture program, SuperPC-board for Windows is one class act. It's easy to learn, easy to use, and easy on the pocketbook. SuperPC-board for Windows is a Windows program that seamlessly interfaces with SuperCAD. It supports surface-mounted devices, and blind vias. But best of all, it's one of only two under-\$350 PC-board layout programs reviewed to include an autorouter. (See Fig. 14.)

SuperPC-board for Windows comes in several different flavors, depending on how much you're willing to spend. For just \$149 you can buy a two-layer version (MA8505) with a 90-part component library and support for printed circuit boards up to 8 inches square. Spend \$299 (version MA8510),

and you get all that plus an autorouter and support for boards as large as 8 by 16 inches. At the top of the line is the MA8500 package, which sells for \$499 and supports 32-by-32-inch circuit boards with up to 16 layers; it, too, comes with an autorouter plus a larger 320-component library. When you purchase the MA8510 version with SuperCAD for Windows, reviewed in the October 1995 issue of *Electronics Now*, you save \$49 (total cost: \$399). In this review we'll look at the MA8510 module.

The first step is to outline the shape of the printed circuit board, then manually place the devices on the board. Components are selected from a menu, which has a viewer that lets you see what the device looks like before placement. Parts are easily moved using the mouse to drag and drop them. After a part is placed, it can be rotated and mirrored. Unfortunately, pan and zoom aren't in effect during placement. An optional \$75 autoplace utility extracts the parts from the netlist and automatically places them on the board.

After all the devices are placed on the board, you can wire them together using the manual router or the autorouter. The manual router is an incremental router which lets you place a trace between two pads. You can choose to keep all the traces on one side of the board, or have it switch sides when changing directions; vias are automatically placed when this option is selected. In the autorouting mode, the circuit board is autorouted on one or both layers. The batch router setup menu lets you choose the layers for routing, the size of the grid, and the width of the trace. Like most autorouters, there's no guarantee it will be able to route all tracks because the first route may block some signal traces and reduce the routing success ratio. With the grid size set to 25 mils, SuperPC-board for Windows was able to completely route the benchmark circuit; using a 50-mil grid, the rate dropped to 90 percent. As al-



## Just like these Fully Trained Electronics Professionals



*"Thanks to CIE I have tripled my previous salary, and I am now in a challenging and rewarding new field where only the sky is the limit."*

**Daniel Wade Reynolds**  
Industrial Electrician  
Ore-Ida Foods



*"CIE was recommended to me by my boss. It was appealing since I could study at my own pace at home and during business travel."*

**Dan Parks**  
Marketing Manager/Consumer Products  
Analog Devices, Inc.



*"I loved the flexibility CIE offered. It was the only way I could continue both school and my demanding job."*

**Britt A. Hanks**  
Director of Engineering  
Petroleum Helicopters, Inc.



*"I liked the way the school was set up with laboratory assignments to enforce conceptual learning. The thing which impressed me the most about CIE's curriculum is the way they show application for all the theory that is presented."*


**Daniel N. Parkman**  
Missile Electro-Mechanical Technician  
U.S. Air Force



*"Completing the course gave me the ability to efficiently troubleshoot modern microprocessor based audio and video systems and enjoy a sense of job security."*

**Tony Reynolds**  
Service Manager/Technician  
Threshold Audio & Video

# Graduate with an Associate Degree from CIE!



CIE is the best educational value you can receive if you want to learn about electronics, and earn a good income with that knowledge. CIE's reputation as the world leader in home study electronics is based solely on the success of our graduates. And we've earned our reputation with an unconditional commitment to provide our students with the very best electronics training.

Just ask any of the 150,000-plus graduates of the Cleveland Institute of Electronics who are working in high-paying positions with aerospace, computer, medical, automotive and communications firms throughout the world.

They'll tell you success didn't come easy...but it did come...thanks to their CIE training. And today, a career in electronics offers more rewards than ever before.

### CIE'S COMMITTED TO BEING THE BEST...IN ONE AREA...ELECTRONICS.

CIE isn't another be-everything-to-everyone school. CIE teaches only one subject and we believe we're the best at what we do. Also, CIE is accredited by the National Home Study Council. And with more than 1,000 graduates each year, we're the largest home study school specializing exclusively in electronics. CIE has been training career-minded students for nearly sixty years and we're the best at our subject...  
**ELECTRONICS... IT'S THE ONLY SUBJECT WE TEACH!**


### CIE PROVIDES A LEARNING METHOD SO GOOD IT'S PATENTED.

CIE's AUTO-PRO-GRAMMED® lessons are a proven learning method for building valuable electronics

career skills. Each lesson is designed to take you step-by-step and principle-by-principle. And while all of CIE's lessons are designed for independent study, CIE's instructors are personally available to assist you with just a toll free call. The result is practical training... the kind of experience you can put to work in today's marketplace.

### LEARN BY DOING...WITH STATE-OF-THE-ART EQUIPMENT AND TRAINING.

CIE pioneered the first Electronics Laboratory



Course and the first Microprocessor Course. Today, no other home study school can match CIE's state-of-the-art equipment and training. And all your laboratory equipment, books and lessons are included in your tuition. It's all yours to use while you study and for on-the-job after you graduate.

### PERSONALIZED TRAINING...TO MATCH YOUR BACKGROUND.

While some of our students have a working knowledge of electronics others are just starting out. That's why CIE has developed twelve career courses and an A.A.S. Degree program to choose from. So, even if you're not sure which electronics career is best for you, CIE can get you started with core lessons applicable to all areas in

electronics. And every CIE Course earns credit towards the completion of your Associate in Applied Science Degree. So you can work toward your degree in stages or as fast as you wish. In fact, CIE is the only school that actually rewards you for fast study, which can save you money.



**YES!** I want to get started. Send me my CIE course catalog including details about the Associate Degree Program. (For your convenience, CIE will have a representative contact you - there is no obligation.)

Please Print Clearly

Name \_\_\_\_\_

Address \_\_\_\_\_

City \_\_\_\_\_

State \_\_\_\_\_ Zip \_\_\_\_\_ Age \_\_\_\_\_

Phone No. \_\_\_\_\_

Check box for G.I. Bill Benefits.  
 Veteran  
 Active Duty

**AE83**

Cleveland Institute of Electronics, Inc.  
1776 East 17th Street  
Cleveland, OH 44114

*A School of Thousands.  
A Class of One. Since 1934.*

Send for CIE's FREE Course Catalog and See How We Can Help Your Career Too!

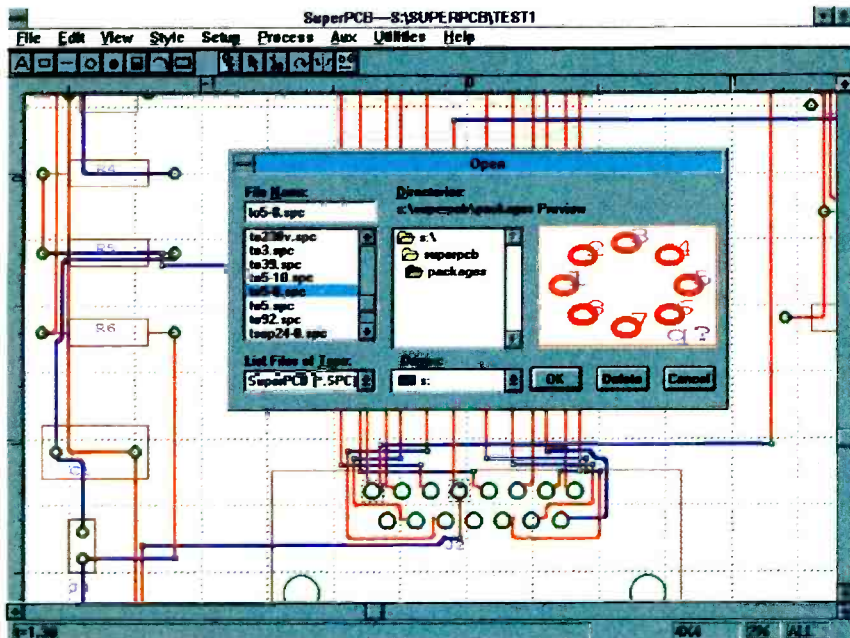


FIG. 14—SUPERPC-BOARD HAS AN ABUNDANT PARTS LIBRARY with a previewer. This Windows PC-board layout program sells for \$149; if you're willing to spend \$299 total, you get an autorouter.

ways, the unrouted tracks have to be routed by hand.

Two nifty routing features really enhance the power of the SuperPC-board for Windows

autorouter. The smooth operation replaces 90-degree corners with either arcs or a 45-degree chamfer, thus reducing RFI emissions and crosstalk. The

neck operation automatically thins wide traces so that it can pass between the pads of a DIP. Both features are used after an initial track layout.

Once a net is routed, the number of vias may be reduced by running the optimizer utility. The optimization is set as a separate step so that you can route different netlist to take advantage of regular placement of memory chips without interference from the power tracks. After autorouting our benchmark board, the optimizer was able to identify and remove 73 superfluous vias.

While it's highly recommended that you couple SuperCAD with SuperPC-board, it can work with netlists from several schematic capture programs, like OrCAD and Tango. It also generates Gerber and N/C Drill files, in addition to flux, silk screen and solder masks. Now consider all this for as little as \$149, and you see why SuperPC-board is so highly recommended.  $\Omega$

## NOW Find the Right Part for Your VCR!



### with the **ISCET VCR CROSS REFERENCE**

**NEW!** The Fifth Edition is contained on a diskette for IBM PC AT/XT compatibles, DOS 2.1 or higher. The disk software allows technicians to search by manufacturer for model numbers and description of part numbers. A parts editing sequence gives an on-screen view of all substitutes for parts entered. With the diskette, the technician can update files by adding model and parts

The 119-page Fifth Edition of the VCR Cross Reference contains both model and part number cross references. Over 1300 new parts and 360 new models have been added.

VCR's are made in a few factories from which hundreds of different brand names and model numbers identify cosmetically-changed identical and near-identical manufactured units. Interchangeable parts are very common. An exact replacement part may be available only a few minutes away from you even though the original brand-name supplier is out of stock. Also, you may be able to cannibalize scrap units at no cost.

crosses of future models. The Fifth Edition can be printed on pages completely from the diskette.

The ISCET VCR Cross Reference, Fifth Edition, is on 8 1/2 x 11-in., pre-punched pages and sell for **\$38.00**. The 3 1/2 inch diskette sells for **\$69.95** and you can view listings from a monitor or printed page.

**Only \$38.00 for pages  
\$69.95 diskette**

Clagck Inc.  
**VCR CROSS REFERENCE OFFER**  
P.O. Box 4099  
Farmingdale, New York 11735

Name \_\_\_\_\_  
Business \_\_\_\_\_  
Address \_\_\_\_\_  
City \_\_\_\_\_  
State \_\_\_\_\_ Zip \_\_\_\_\_  
Phone \_\_\_\_\_

Enclosed **\$38.00** for the ISCET VCR Cross Reference, Fifth Edition.

Enclosed **\$69.95** for the diskette containing the ISCET VCR Cross Reference, Ver. 6.0. Please specify:

5 1/4 Diskettes (2) 3 1/2 Diskette (1)

Include \$3.00 for shipping each Cross Reference (Pages or Diskette)

The total amount of my order is \$ \_\_\_\_\_

Check enclosed—do not send cash.

Visa  MasterCard Exp. Date \_\_\_/\_\_\_/\_\_\_

Signature \_\_\_\_\_

New York State residents must add applicable local sales tax to total.

CB03



# Reverse engineering

*Plus Invention marketing firms, and exploring a bilateral switch telephone network interface*

**S**EVERAL HELPLINE CALLERS HAVE ASKED ME WHAT I THOUGHT OF CERTAIN INVENTION-MARKETING FIRMS. WELL, I FIRMLY BELIEVE THAT *IF YOU HAVE TO ASK, YOUR PRODUCT IS DOOMED TO FAILURE!*

Asking this question proves to me that you remain an industry outsider. Almost always, industry outsiders are fruitlessly laboring on non-solutions to non-problems. They always make one or more laughingly absurd assumptions about marketing, demand, patents, competition, sales channels, or the value of any totally undeveloped and unproved concept.

Even if I ignore the sad history of invention-marketing scams and the 100% complaint rate that I've gotten about these outfits on my help line, it all boils down to this: *An invention marketing firm is extremely unlikely to ever generate a worthwhile long term net positive cash flow for you.*

But it turns out that there are useful alternates known as *Product development assistance providers*. Here's how you tell the two apart: A product assistance provider should (A) *always* be hard to find because he will never have to advertise; (B) *never* use *any* sales techniques, let alone high pressure ones; (C) repeatedly and pointedly tell you up front that your concept has major flaws and monumental risk factors; (D) offer you low cost services on an exactly stated cash-and-carry basis; and, of course, (E)

on my *GENie* PSRT. Other good sources for this type of information are the superb annual freebie directories published by *Batelle Pacific Northwest*.

The really sad thing about industry outsiders is that they don't realize how easy it is to become an industry insider. You accomplish this by aggressively subscribing to the free industry trade journals, sending for all the

gladly provide a satisfied client list.

I've posted a long list of product development assistance providers as *INVENORG.PDF*

0. Your best information *always* comes from *outside* the device itself.
1. Seek out all available documentation. Thoroughly study it.
2. Try to contact the original manufacturer. Use the *Electronic Industry Telephone Directory*, *The EEM Master* or CD ROM phone disks.
3. Try to get in touch with user groups, known users, or known buyers and sellers for more information. Check surplus listings. Also subscribe to relevant trade journals. Place classified ads. *Rochester Electronics* and similar obsolete semiconductor houses can also be of help.
4. Make aggressive use of the online resources. Such as *GENie's RADIO RoundTable* or the Internet.
5. Do a thorough visual inspection.
6. Use dental X-rays to view through sealed epoxy or to second guess mystery integrated circuit chips.
7. Try to identify chip part numbers by using the *I.C. Master*. Other useful resources here are the *ECG*, *NTE*, and the *Radio-Shack* directories. Be sure to get data sheets and ap notes for all chips.
8. Trace out the schematic by doing a resistive matrix. Do *not* use an ordinary ohmmeter on its X1 range. Generate a complete schematic.
9. Avoid any and all preconceived notions of how something "has" to work. Wait on the hard parts and let your subconscious work for you.
10. Fill it with water and see where it leaks. Do this by applying reasonable and *current limited* voltages to supply pins, and reasonable test signals to inputs. Then observe the output behavior.
11. If software is involved, exercise it. Two extremely useful software debugging tools are a print-to-disk routine and an I/O comm recorder.
12. Carefully document and record your results.

FIG. 1—PRACTICAL WORKING GUIDELINES for reverse engineering.

new from  
**DON LANCASTER**

**ACTIVE FILTER COOKBOOK**

The sixteenth (!) printing of Don's bible on analog op-amp lowpass, bandpass, and highpass active filters. De-mystified instant designs. **\$28.50**

**CMOS AND TTL COOKBOOKS**

Millions of copies in print worldwide. **THE** two books for digital integrated circuit fundamentals. About as hands-on as you can get. **\$24.50** each.

**INCREDIBLE SECRET MONEY MACHINE II**

Updated 2nd edition of Don's classic on setting up your own technical or craft venture. **\$18.50**

**LANCASTER CLASSICS LIBRARY**

Don's best early stuff at a bargain price. Includes the CMOS Cookbook, The TTL Cookbook, Active Filter Cookbook, PostScript video, Case Against Patents, Incredible Secret Money Machine II, and Hardware Hacker II reprints. **\$119.50**

**LOTS OF OTHER GOODIES**

Ask the Guru I or II or III	.....	\$24.50
Hardware Hacker II or III	.....	\$24.50
Micro Cookbook I	.....	\$19.50
PostScript Beginner Stuff	.....	\$29.50
PostScript Show and Tell	.....	\$29.50
Intro to PostScript Video	.....	\$29.50
PostScript Reference II	.....	\$31.50
PostScript Tutorial/Cookbook	.....	\$19.50
PostScript by Example	.....	\$31.50
Understanding PS Programming	.....	\$29.50
PostScript: A Visual Approach	.....	\$22.50
PostScript Program Design	.....	\$24.50
Thinking in PostScript	.....	\$22.50
LaserWriter Reference	.....	\$19.50
Type 1 Font Format	.....	\$15.50
Acrobat Reference	.....	\$24.50
Whole works (all PostScript)	.....	\$380.00
PostScript Insider Secrets	.....	FREE
Hacking Insider Secrets	.....	FREE

**POSTSCRIPT SECRETS**

A Book/Disk combination crammed full of free fonts, insider resources, utilities, publications, workarounds, fontgrabbing, more. For most any PostScript printer. Mac or PC format. **\$29.50**

**BOOK-ON-DEMAND PUB KIT**

Ongoing details on Book-on-demand publishing, a new method of producing books only when and as ordered. Reprints, sources, samples. **\$39.50**

**THE CASE AGAINST PATENTS**

For most individuals, patents are virtually certain to result in a net loss of sanity, energy, time, and money. This two volume set shows you tested and proven real-world alternatives. **\$28.50**

**BLATANT OPPORTUNIST I**

The reprints from all Don's *Midnight Engineering* columns. Includes a broad range of real world, proven coverage on small scale technical startup ventures. Stuff you can use right now. **\$24.50**

**RESOURCE BIN I**

A complete collection of all Don's Nuts & Volts columns to date, including a new index and his master names and numbers list. **\$24.50**

**FREE SAMPLES**

Well, nearly free anyway. Almost. Do join us on GENIE PSRT to sample all of the Guru's goodies. The downloading cost on a typical Guru file is 21 cents. Modem access: (800) 638-8369, then a JOINGENIE. Use DMD524 for your keycode.

FREE VOICE HELPLINE VISA/MC

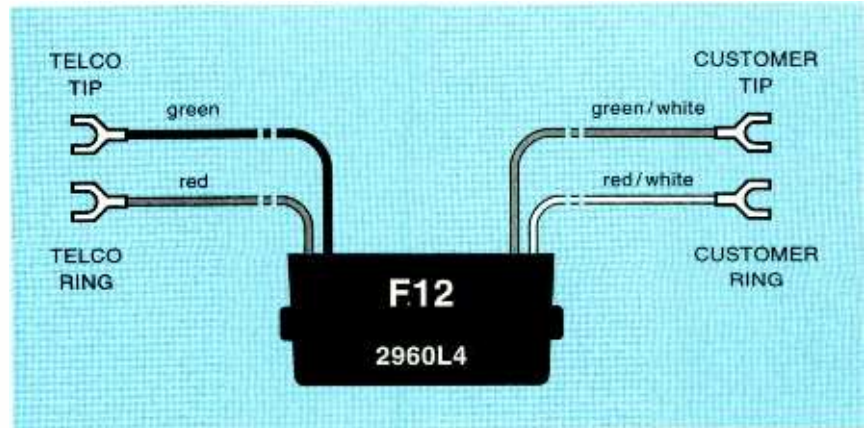
**SYNERGETICS**  
Box 809-EN  
Thatcher, AZ 85552  
(520) 428-4073

available technical literature, attending shows or seminars, and making full use of *Dialog* and the other online resources. Becoming an industry insider should *immensely* improve your chances of success.

Above all, *never* call yourself an inventor or behave like one! To do so sets you up for every rip-off and scam in the book—plus bunches that have not yet made print. Instead, you should position yourself as a *purveyor*

gathered together a few of the more important reverse engineering tools that I've found handy along the way. I've also shown a few major reverse engineering steps in Fig. 1—at least the ones that work for me.

Let me go step by step through a recent example. I've just acquired a large pile of the *Northern Telecom* #2960 network interface devices. Or, more formally, the *Remote Isolation Device/Maintenance Termination Unit*,



**FIG. 2**—THE NORTHERN TELECOM 2960 NETWORK INTERFACE is installed between your phone and the telephone company's lines.

of risk reduction. You'll do many of the same things as an inventor, but in workable and proven ways that dramatically improve your final results. More details on this in *RISK-DOWN.PDF*.

Your best source for ongoing information on effective product development is *Midnight Engineering* magazine. And much more on your own small scale tech venture appears in my book *Incredible Secret Money Machine II*.

**Reverse engineering**

*Reverse Engineering* is the process of taking apart some existing device to see how it works. You might want to do this as an intellectual challenge, to restore missing documentation, to make improvements or modifications, or to repair a broken unit.

Reverse engineering is totally and completely legal as long as it is not used in *any manner* for the theft of any services or intellectual property. Most reverse engineering is also a lot of fun and a great learning tool.

For this month's sidebar, I have

or *RID/MTU* for short.

I had hoped that it was a Part-68 interface. It turns out it isn't, but it still appears to be a highly useful and valuable component—one with a lot of non-telecommunications uses.

Out of the bag, it's a small epoxy block with a large "F12" on the side (see Fig 2). Four wires come out of it: green, red, green/white, and red/white. The outside shipping cases seemed pretty badly flood-damaged, but I did manage to salvage a bill of lading that, wonder of wonders, included the barely legible device installation data sheet with a 1988 release date—but no schematic.

The printed telephone number was no good, so the next step was to look in the *Electronic Industry Telephone Directory* to find the current supplier. Those CD ROM phone disks are also super handy for this kind of hunting. *Select Phone* is one of many. Sadly, the supplier is still being chased at column deadline.

The next step was to disassemble the part. Since I had a lot of them, I was willing to sacrifice one or two.



Sealed units are rare, but the usual method to get started reverse-engineering a sealed unit is with dental X-rays. These can even be free if you know a curious dentist. Besides the obvious use of seeing through potting compound, dental X-rays can also tell you the chip size and complexity. Even if you are not an IC expert, it is fairly easy to spot the difference between optocoupler and op-amp, or distinguish a CPU from ROM.

In my case, the X-ray revealed a small circuit board, an 8-pin minidip, a fuse, two diodes, five resistors, and four tantalum capacitors.

It was fairly easy to carve up the potting compound. But, in hindsight, I should have let the dentist do it. You can also obtain epoxy-dissolving chemicals from *Master Bond*.

At any rate, the IC was identified as part number "1060". Now, most functions of most integrated circuits should be easy to sort out. But in a telecommunications part, it could be anything. I next went to the *IC Master*. There were a dozen different IC's with 1060 in their name, but the LB1060AB *loop termination switch* from AT&T leaped out as the most obvious choice.

Well, calling the local distributor revealed that this chip was stock at \$4.40 each. But both the local rep and AT&T insisted the chip was obsolete, with the specifications no longer available. In other words, they would still sell you the part, but not tell you what it is or how to use it.

### Fortune 500 strikes again

I then checked the surplus route. *The Mart* is the leading magazine of used telecommunications stuff in the country. It gave me the list of Northern Telecom buyers which I am currently mining. Even better, Marvin Birnbom from *Surplus Traders* maintains a hot buy and sell surplus phone fax list. By the most amazing of coincidences, there were 300,000 of the LB1060AB chips offered for immediate sale—all with full specs available.

The next reverse-engineering step is a circuit trace. This is *infinitely* easier if you have the full specs for all the parts involved. Your optimum starting

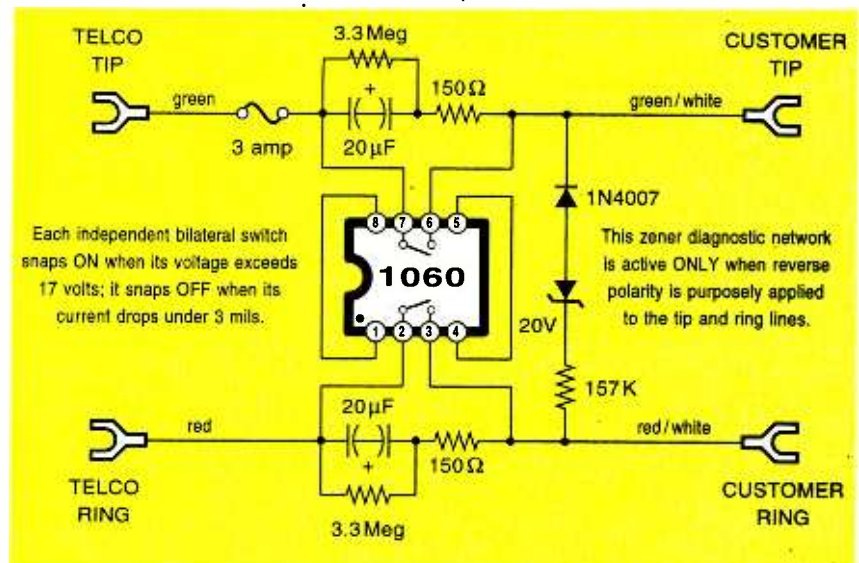


FIG. 3—SCHEMATIC FOR THE 2960 INTERFACE. Normally, both bilateral switches are on when the usual telco line voltage is present. They stay on as long as something is off-hook. For diagnostic tests, the line voltage is dropped to zero, turning both switches off. Special test signals determine if the problem is with the telco or customer equipment.

point is a *continuity matrix*, where you check connections between *every* point in the circuit.

Your best possible checker would apply no more than 0.1 volt and a milliampere or so maximum current. It should respond *only* to 0.1 ohm or less or, better yet, offer a changing tone with resistance. This prevents you from forward biasing semiconductor P-N junctions and giving you misleading results.

If you must use an old fashioned ohmmeter instead, *never* use the 13× range, as it applies dangerously high currents. *Always* be certain to check continuity in *both* directions. Any difference tells you a PN junction is involved in the path.

Do remember that IC chip pins go *counterclockwise* from the top. And that all pins *reverse* when you flip the board over. A strong light source and a good magnifier are essential.

A "fill it with water and see where it leaks" step is next. I chose a *current limited* power supply to fake the phone line and see when and how the device opens and closes. Doing so reveals the 2960 turns on when the supply voltage exceeds plus or minus 34 volts. The 2960 stays on as long as there's three milliamperes of load current. There is more information on nailing down any unusual supply sources (and similar reverse engineering tools) in my

*Resource Bin* reprints as well as on *GENie* PSRT.

### A closer look

A circuit for the 2960 appears in Fig. 3. The 1060 data magically showed up just as I finished up the preliminary trace.

Here is what the device does: This is a solid state relay that is placed between the telco tip (green) and ring (red) and the customer's tip (green-white) and ring (red-white) lines.

Should a problem occur with the customer's your phone, the telephone company can use the 2960 to make a simple test to find out if it is your problem or theirs. It can be done right from the phone company's office—no field service call is needed!

The 1060 chip contains two totally separate bilateral switches. Without any supply voltage, each switch will normally remain *off*. If the voltage across *either* switch exceeds 17 volts, the switch will turn on and conduct heavily. Steady state currents of one ampere can be handled, with pulses to ten amperes. Forward drop is around one volt. The switch stays on as long as current remains above three milliamperes.

Normally, 48 volts DC is present on the phone line when all devices are hung up. Since that is above the 34 volts of both bilateral switches in

series, *both* switches are normally *on*. This connects phone lines to the customer. As soon as a device goes off-hook, it provides the holding current to *keep* the switches turned on. So far, so good.

Now, suppose you have a phone problem. You notify the phone company, who temporarily drops the line voltage to zero. The bilateral switches snap off, disconnecting anything of yours from the phone line.

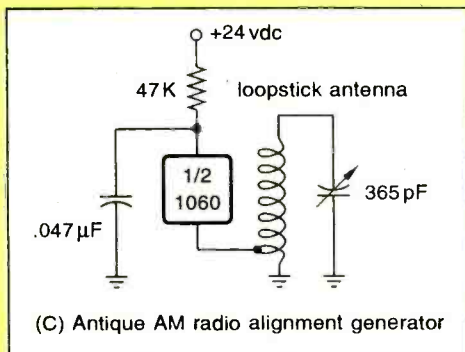
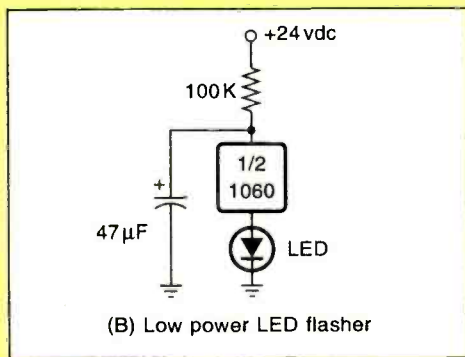
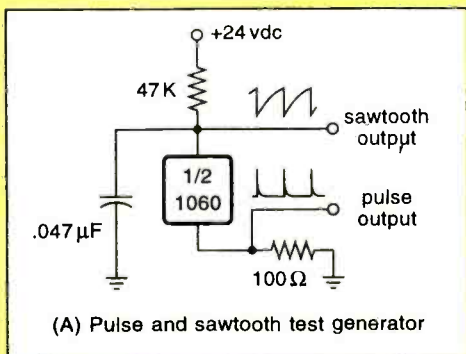
Between those coupling capacitors and that diagnostic Zener network on the output, various tests can quickly be run for opens, for shorts, or line degradation. In most cases, the phone company can immediately determine

whether the problem is with its equipment or yours.

Note that the Zener only conducts with high *reverse* line polarity. This diagnostic network effectively stays out of the circuit during normal use. The 2960 also includes an internal fuse to block you from sending nasty currents into the phone line. This fuse also gives lightning protection.

### Other uses

Just what good are these beasts? What can we do with them that does *not* involve the telephone company? Basically, you have a pair of rather decent bilateral switches. They can be used together or separately.



## REVERSE ENGINEERING RESOURCES

**Bomarc Services**  
Box 1113  
Casper, WY 82602  
(307) 237-3361

**Dialog Info Services**  
3460 Hillview Ave.  
Palo Alto, CA 94304  
(415) 858-2700

**ECG/Phillips**  
PO Box 3277  
Williamsport, PA 17701  
(717) 323-4691

**EEM**  
645 Stewart Ave.  
Garden City, NY 11530  
(516) 227-1300

**EITD**  
2057-2 Aurora Rd.  
Twinsburg, OH 44087  
(216) 425-9000

**Encyclopedia Associations**  
835 Penobscot Bldg.  
Detroit, MI 48226  
(313) 961-2242

**IC Master**  
645 Stewart Ave.  
Garden City, NY 11530  
(516) 227-1300

**The Mart**  
899 Presidential  
Suite 110  
Richardson, TX 75081  
(800) 864-1155

**Master Bond**  
154 Hobart St.  
Hackensack, NJ 07601  
(201) 343-8983

**NTE Electronics**  
44 Farrand St.  
Bloomfield, NJ 07003  
(201) 748-5089

**Pro CD Inc**  
222 Rosewood Drive  
Danvers, MA 01923  
(800) 237-8931

**Rochester Electronics 1**  
0 Malcolm Hoyt Dr.  
Newburyport, MA 01950  
(508) 462-9332

**Surplus Traders**  
PO Box 276  
Alburg, VT 05440  
(514) 739-9328

**Synergetics**  
Box 809  
Thatcher, AZ 85552  
(520) 428-4073

**FIG. 4—BILATERAL ANALOG SWITCHES** have lots of uses. These three ideas should get you started using the 2960.



## NAMES AND NUMBERS

**Assn Energy Engineers**  
4025 Pleasantdale Rd #410  
Alanta, GA 30340  
(404) 447-5083

**BasicBooks**  
10 E 53rd Street  
New York, NY 10022  
(212) 207-7057

**Batelle Pacific Northwest**  
Box 999 K6-54-Watts  
Richland, WA 99352  
(509) 372-4274

**BKL**  
421 Feheley Dr  
King of Prussia, PA 19406  
(610) 277-2910

**Flesher**  
2460 N Powers Blvd  
Ste K  
Colorado Springs, CO 80915  
(719) 570-7833

**Fluid Power Bookstore**  
1100 Superior Avenue  
Cleveland, OH 44114  
(800) 321-7003

**GENie**  
401 N Washington St  
Rockville, MD 20850  
(800) 638-9636

**Harper Business Press**  
10 E 53rd Street  
New York, NY 10022  
(800) 242-7737

**Home Power**  
PO Box 520  
Ashland, OR 97520  
(916) 475-3179

**Luke Systems International**  
27827 Via Amistosa  
Ste 101  
Agoura Hills, CA 91301  
(818) 991-9373

**Midnight Engineering**  
1700 Washington Ave  
Rocky Ford, CO 81067  
(719) 254-4558

**MX-Com Inc**  
4800 Bethania Station Rd  
Winston-Salem, NC 27105  
(800) 638-5577

**PC Card Products**  
7447 W Wilson Avenue  
Chicago, IL 60656  
(800) 323-6858

**Regan Books**  
10 E 53rd Street  
New York, NY 10022  
(212) 556-2599

**Science**  
1333 H St NW  
Washington, DC 20005  
(202) 326-6400

**Snaptron**  
2468 E 9th Street  
Loveland, CO 80537  
(303) 663-2820

Let me know if you want some of these 2960 units to play with. There are all sorts of possibilities here.

### This month's contest

Better yet, let's make a contest out of it. Dream up some new use for a remotely controllable, snap action analog switch. Or else find me some market for a few of these beasties.

As usual, there'll be a dozen or so *Incredible Secret Money Machine II* books going to the dozen or so best entries. Along with an all expense paid (FOB Thatcher, AZ) *tinaja quest* for two going to the very best. Be sure to send all your *written* entries to me here at *Synergetics* and not to the *Electronics Now* editorial offices.

### More good reads

Be sure to read *The H-P Way* by David Packard. Subtitled "How Bill Hewlett and I Built our Company". Yeah, it's a tad dull and overly yeatman, boom-rah. And his claim that a LED taillight can improve gas mileage by one mile per gallon is a tad hard to swallow. Uh, beyond that, though, this is a must read if you are developing a small tech business. It's from *Harper Business Press*, \$17 list in hardback.

*Wings of Giants*, mentioned in last month's column, appears to have badly missed a key point: The first man-powered flight happened in New Zealand. And did so years ahead of the Wright Brothers.

More on sunflowers and Fibonacci sequences in *Nature's Numbers* by Ian Stewart. Subtitled *The Unreal Reality of Mathematics*. See pages 127-144 for additional info.

For a hilarious alternate take on Microsoft, try out *Microserfs* by Douglas Coupland. And published by *Regan Books*.

### A great solar CD

Karen Perez of *Home Power* just sent me her latest *Solar II Renewable Energy CD ROM*. A labor-of-love project that offers "the best info available in the fields of renewable energy, home scale energy systems, sustainable technologies, resources, and communications." \$29.50.

continued on page 70

The unneeded diagnostic parts can be removed and used elsewhere, or you can disable them by clipping the 150-ohm and 157-kilohm resistors. They could also be drilled out. Use the red wires for one switch and the green ones for the other.

Once again, the rules are: Switch goes on above 17 volts, and it stays on with 3 milliamperes or more of current. The switch works equally well with either current polarity.

Obviously, this is an ideal crowbar for a power supply or an overvoltage detector. You can build a set-reset flip-flop memory or latch. All sorts of AC phase-control possibilities come to mind. A doorbell, HVAC, or alarm voltage easily power your circuits. And there's also a bunch of possible home automation uses.

Figure 4 does show several variations on the classic *relaxation oscillator*. Figure 4-a is a simple sawtooth frequency generator. Figure 4-b has

an LED added in the loop to make a low-power flasher. The average current is reduced depending on the selected duty cycle of the lamp flashing.

In Fig. 4-c, a loopstick antenna and a tuning capacitor are added, making up a shorter range AM radio transmitter—one that is also handy for test and alignment of antique radios.

## HELP LINE

Phone or write all your Hardware Hacker questions to:

Don Lancaster  
Synergetics  
Box 809-EN  
Thatcher, AZ, 85552  
(520) 428-4073

For fast PSRT access, Modem (800) 638-8369. On prompt, Type JOINGENIE. When asked for the offer code, enter DMD524.

US Internet email access link:  
SYNERGETICS@GENIE.GEIS.COM.

## THEREMIN

*continued from page 32*

serve as reference for both pitch and volume sensing you have a good designer's instincts—it would be more economical. Unfortunately, multiple oscillators operating near the same frequency have a tendency to "pull" and lock to exactly the same frequency—just like the swing of multiple compound pendulums will tend to synchronize. It's not too difficult to minimize this tendency in a single pair of oscillators by physically isolating them from one another, putting guard bands around them on a circuit board and decoupling them from their common power supply, but three oscillators, all heading for essentially the same frequency is considerably more difficult.

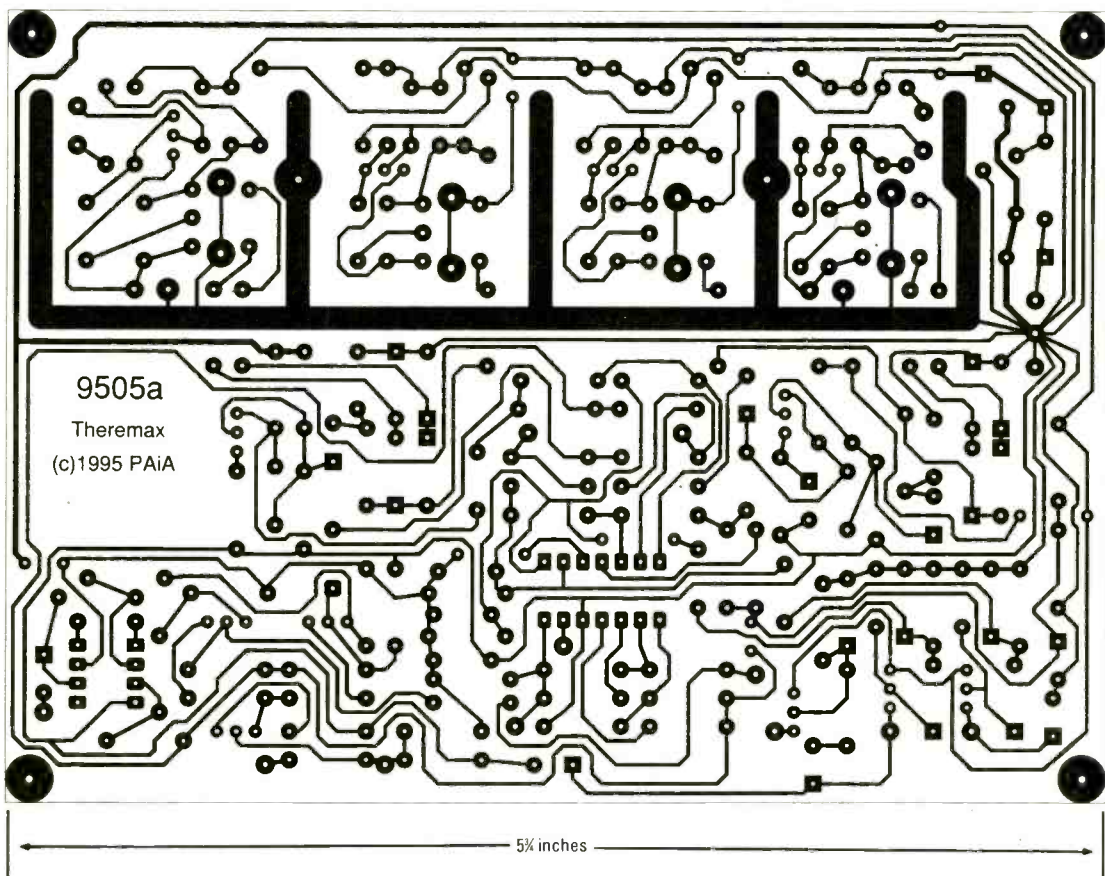
If the oscillators lock, there is no more difference frequency, so the output goes to zero. It would

be bad enough if at the lowest notes the sound suddenly stopped, but the worst part is that just prior to locking, the oscillators go through an unstable region where the synchronization is chaotic. Instead of just suddenly going quiet, you first hear a burst of noise. These are very unmusical characteristics. Having four oscillators allows us to offset the frequency ranges of the pairs so that they do not interact.

The basic oscillator is a classic Hartley type as typified by transistor Q2 and associated circuitry. The primary winding of oscillator coil L2 and capacitor C10 form a resonant tank circuit load for the transistor, which is configured as a common-base amplifier stage. A tap on the coil is coupled by C11 to the input of the amplifier (the emitter of Q2) for feedback. Resistors R7 and R10 set the operating point of Q2 to provide the gain necessary to maintain os-

cillation. R8 and C8 provide decoupling between the power supply and the oscillator to minimize unwanted interactions between the four oscillators. In this oscillator, and the identical one built around Q3, the frequency is set solely by the combination of C10 and the inductance of the primary winding of L2 and is adjusted by varying the ferrite slug in the oscillator coil.

The sensing oscillators, typified by the one for pitch comprising Q1 and associated components, have a couple of tweaks. The capacitive reactance of the tank has the additional component of the pitch-sensing antenna, which is effectively in parallel with capacitor C6. The parasitic capacitance of this antenna is greatly affected by the presence of objects, particularly flesh-and-blood objects. As an object approaches the antenna, capacitance increases causing the resonant



FULL-SIZE PRINTED CIRCUIT board foil pattern.



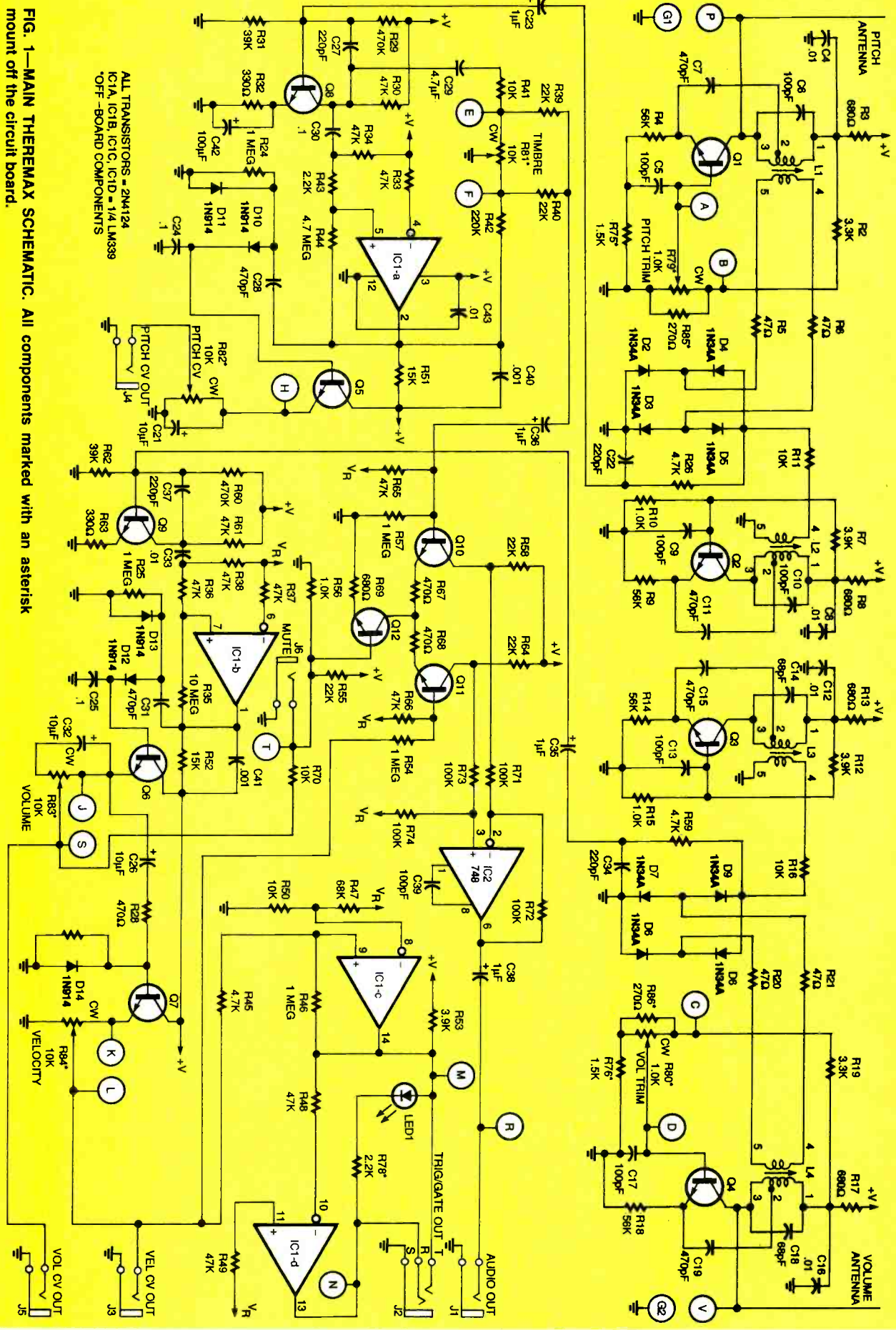


FIG. 1—MAIN THERMAX SCHEMATIC. All components marked with an asterisk mount off the circuit board.

ALL TRANSISTORS = 2N1124  
 IC1A, IC1B, IC1C, IC1D = 1/4 LM339  
 \*OFF-BOARD COMPONENTS

frequency of the circuit to go down.

The sensing oscillator also provides for vernier control of frequency using potentiometer R79, which allows a variable setting of the operating point of Q1. Varying the operating point changes frequency by increasing or decreasing the DC current flow through the Primary of L1, which changes the permeability of the core slightly and consequently the reactance of the inductor. The volume sensing oscillator (built around Q4) follows this same design.

For both pitch and volume, the outputs of the reference and sensing oscillators are taken off the secondary windings of their respective transformers to buffer them from the effects of loading by the rest of the circuitry. Taking the pitch circuitry as typical, the oscillators are mixed in the ring modulator consisting of D2-D5. The output of the modulator consists almost entirely of the sum and difference frequencies with some small leakage at the frequencies of the oscillators. The higher frequencies are rejected by the low-pass filter consisting of R26 and C22, and only the audible difference frequency passes. Transistor Q8 and associated components comprise a single-stage amplifier that boosts the output of the modulator to a more usable level with C27 providing a second pole of filtering for further suppression of the higher frequencies. The comparable circuit elements in the volume-sensing side of the circuit should be apparent from inspection of the schematic.

Pitch and volume control voltages are produced in the same way: A comparator converts the sine wave difference frequency to square waves, which are differentiated to a string of pulses, which are then integrated to a control voltage (CV). Taking the pitch CV as typical, the output of the amplifier Q8 is coupled by C30 to the Schmitt trigger wired around IC1-a. The inverting input of the comparator is tied to a half-of-supply reference,  $V_R$ , that comes from R22 and R23. R38 ties the non-in-

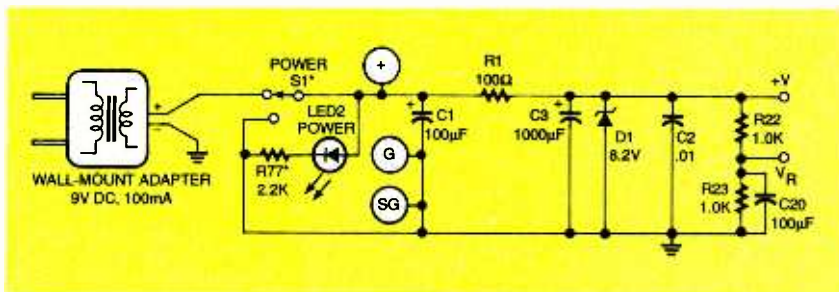


FIG. 2—THEREMAX POWER SUPPLY. A 9-volt DC adapter provides power for the circuit.

## PARTS LIST

**All resistors are 1/4-watt, 5%, unless otherwise noted.**

- R1—100 ohms
  - R2, R19—3300 ohms
  - R3, R8, R13, R17, R69—680 ohms
  - R4, R9, R14, R18, R48, R49, R61, R65, R66—56,000 ohms
  - R5, R6, R20, R21—47 ohms
  - R7, R12, R53—3900 ohms
  - R10, R15, R22, R23, R56—1000 ohms
  - R11, R16, R41, R50, R70—10,000 ohms
  - R24, R25, R54, R57—1 megohm
  - R26, R45, R59—4700 ohms
  - R27, R29, R60—470,000 ohms
  - R28, R67, R68—470 ohms
  - R30, R33, R34, R36, R37, R38—47,000 ohms
  - R31, R62—39,000 ohms
  - R32, R63—330 ohms
  - R35, R46—10 megohms
  - R39, R40, R55, R58, R64—22,000 ohms
  - R42—220,000 ohms
  - R43, R77, R78—2200 ohms
  - R44—4.7 megohms
  - R47—68,000 ohms
  - R51, R52—15,000 ohms
  - R71, R72, R73, R74—100,000 ohms
  - R75, R76—1500 ohms
  - R79, R80—1000 ohms, panel-mount potentiometer
  - R81, R82, R83, R84—10,000 ohms, panel-mount potentiometer
  - R85, R86—270 ohms
- Capacitors**
- C1, C20, C42—100  $\mu$ F, 10 volts, electrolytic
  - C2, C4, C8, C12, C16, C33, C43—0.01  $\mu$ F, ceramic disc
  - C3—1000  $\mu$ F, 10 volts, electrolytic
  - C5, C9, C13, C17, C39—100 pF, ceramic disc
  - C6, C10—100 pF, NPO, ceramic disc
  - C7, C11, C15, C19, C28, C31—470 pF, ceramic disc
  - C14, C18—68 pF, NPO, ceramic disc

- C21, C26, C32—10  $\mu$ F, 10 volts, electrolytic
- C22, C27, C34, C37—220 pF, ceramic disc
- C23, C35, C36, C38—1  $\mu$ F 10V, electrolytic
- C24, C25, C30—0.1  $\mu$ F, Mylar
- C29—4.7  $\mu$ F, 10 volts, electrolytic
- C40, C41—0.001  $\mu$ F, ceramic disc

### Semiconductors

- D1—8.2 volts, 400 milliwatts, Zener diode
- D2—D9—1N34A germanium diode
- D10—D14—1N914 silicon diode
- D15, D16—red LED
- IC1—LM339 quad comparator
- IC2—748 op-amp
- Q1—Q12—2N4124 NPN transistor

### Other components

- J1, J3, J4, J5, J6—1/4-inch phone jack
- J2—1/4-inch stereo phone jack
- S1—SPST switch
- P1—DC wall-mount adapter, 9 volts, 100 mA.

L1, L2, L3, L4—796 kHz. (nom.) oscillator coil

**Miscellaneous:** knobs, circuit board, wire, solder, hardware, case, etc

**Note: The following are available from: PAIA Electronics, Inc., 3200 Teakwood Ln., Edmond, OK 73013; Tel: 405-340-6300; Fax 405-340-6378; Online: <http://www.paia.com/paia>:**

• **Complete kit of all electronic parts including power supply, circuit board and knobs less antennae and case (#9505K): \$88.75**

• **Case kit with pieces cut from white pine and drilled for assembly. Includes hardware, formed antennae, bottom plate and punched, anodized and legended control panel (#9505C): \$77.25**

**Please add \$7.00 for shipping and handling with each order.**



## LETTERS

*continued from page 14*

verting input to  $V_R$ , and R43 and R44 combine to provide a slight hysteresis that speeds switching and prevents "chattering" when the Schmitt trigger fires.

The output appears across the load resistor R51, and it is coupled by C28 to R24 so that the rising edge of the square wave produces a positive-going pulse. On falling edges of the square wave, D11 becomes forward-biased and quickly charges C28 for the next pulse while also clamping to ground the negative spike that would be produced. As the frequency increases, the constant-width pulses come closer together so the equivalent DC value of the pulse train increases. The average value of the pulse train is recovered by charging C24 through D10. The voltage on the capacitor is "read out" by the high-impedance emitter follower consisting of Q5 and R82, which is also the panel control that sets the control voltage available at the PITCH CV jack. The volume CV is generated in the same way using the comparator built around IC1-b.

Potentiometer R81 allows either the sine wave at the collector of Q8, the square wave at the output of the IC1-a, or a mix of the two to serve as the audio signal. At the counterclockwise end of the rotation of R81, its grounded wiper shorts out the junction of R40 and R42 allowing only the sine wave to pass to the next stage through C29, R41 and R39. At the other end of its rotation, the wiper shorts out the sine wave. At intermediate settings, the two are mixed. This audio signal is coupled by C36 to the voltage-controlled amplifier or VCA.

In the VCA, the gain of a differential pair of transistors (Q10, Q11) is controlled by setting the current flow through them with a third transistor, Q12. The volume CV, as set by front-panel control R83, is converted to a current by R70. This current sets the collector current of Q12. As this current increases, the gain of Q10 and Q11 increases as well. The significant shift in DC voltage at their

collectors is canceled out in the differential amp built around the 748 op-amp IC2. The output of IC2 is coupled by C38 to J1.

The volume CV is also used to derive a velocity CV. Natural instruments are sensitive to how hard you play them. With MIDI instruments, this quality has come to be known as velocity. In Theremax, velocity is proportional to the rate of increase of volume—the "velocity" with which you hand approaches the volume antenna. Changes in the volume CV are coupled by C26 through current-limiting resistor R28 to the base of the emitter-follower Q7. When the volume CV is decreasing, D14 forward biases to clamp the velocity CV to ground and provide a high-current recharge path for C26. Panel-mounted potentiometer R84 serves as a load resistor for the emitter follower and an attenuator for the CV.

The velocity CV is available at the front-panel jack J3. It also routes to the base of Q11 in the VCA differential pair, where it makes the response non-symmetrical, which adds even harmonics to the output to give the sensation of being played hard. The velocity CV also is routed to the Schmitt trigger consisting of IC1-c and associated components. When velocity exceeds a threshold, the Schmitt changes state to provide a triggering pulse to external equipment. Since many vintage analog synthesizers initiate musical events with a switch closure to ground (or "S" trigger), the final comparator in IC1 is used as an open collector to ground turned on by the gate. Both of these signals appear at the stereo phone jack J2, with the gate connected to the tip and the open collector to the ring. A mono plug may be used to access the gate since the open collector tied to the ring can be grounded with no problem.

The 8.2-volt Zener diode D1 stabilizes the voltage from the wall-mounted DC adapter so that power-line transients don't cause pitch glitches.

Next month, we'll show you how to build, test, and tune Theremax.  $\Omega$

voltage is -48 volts. However, because of the float voltage of the batteries in the standby power systems, the idle voltage is higher. That voltage also varies due to the type of battery in use.

6. The ring lead supplied the -48 volts and the tip provided the return path. The return path is referenced to a ground field at the local central office.
7. The voltage that can be measured across the line (tip to ring) will vary depending on the subset internal resistance (typically 200 ohms), the line loop resistance (the length of the telephone wire from the main distribution frame to the subscriber), the internal resistance of the subscriber line interface, and the bias voltage in use.

Telecommunications signaling works because the resistance between any two points on the earth approaches zero ohms. However, it has been found that direct-connect signaling offices are seldom more than 100 miles apart. Ohm's law applies here: The finite, but very large resistance of the earth's constituents paralleled by an almost finite number of particles approaches zero ohms.

Most people call the earth ground, but what ground is it? Why is ground seldom explained? Better terminology would be "return" and "reference." Return would apply for the leg of the circuit that completes the power path and reference would apply to the point where different circuit returns are connected. References are only needed if different circuits share functionality.

RICHARD A. KUNKEL

Huntsville, AL


EN




# Get 3 books for only \$9.95 Plus 1 book FREE upon prepayment

when you join the **Electronics Engineers' Book Club**®


Values to \$220.00



**0404348-XX \$49.50**  
More than 14,000 entries and 1,500 illustrations make up this A-to-Z reference. Its up-to-date definitions cannot be found in general dictionaries. Plus, it focuses on terminology specific to the field of electronics. 608 pp., 1,500 illus. *Counts as 2*



**156490X \$18.95**  
This complete EPROM instruction manual provides a detailed explanation of underlying theory, plus 15 different projects—including programmers, erasers, and EPROM-based circuits. 240 pp., Softcover.



**0501696 \$55.00**  
Develop sophisticated electronic simulation tools capable of analyzing large, complicated circuits. This book describes a broad range of uses for circuit simulation principles—from running general applications to understanding why SPICE works in some cases and not in others. 320 pp., Illustrated.



**0209847-XXX \$110.50**  
Since 1907, this massive handbook has been the standard by which all other electrical engineering handbooks have been measured, and with the 13th edition, the tradition continues. The expertise of more than 100 contributors has been assembled to make this book the most comprehensive reference available. 2,208 pp., 1,421 illus. *Counts as 3*




**0239193 \$27.95**  
This guide focuses on the specific digital circuits used in electronic power applications. It presents state-of-the-art approaches to analysis, troubleshooting, and implementation of new solid-state devices. 272 pp., 197 illus.




**1556206 \$49.50**  
Far more than a replacement for manufacturers' data books, this book covers linear IC offerings from all the major manufacturers—complete with specifications, data sheet parameters, and price information—along with technological background on linear ICs. 624 pp., Illustrated.



**0289778 \$52.00**  
Unleash the power of controllers with this guide. You'll see how a controller can be used in anti-lock brakes, cash registers, and robotic systems. You get details on controllers such as the Motorola 8-bit MC68HC11, and the 32-bit Intel 8051 and 80960CA to help you use devices in your projects. 350 pp., 125 illus.



**0026718 \$50.00**  
Based on the 1993 National Electrical Code®, and meeting National Standards Institute requirements, this practical guide shows you how to implement electric power protection in both new and existing systems in individual and commercial facilities. 416 pp., 180 illus.



**0380899 \$60.00**  
Find a complete technical description of the design, analysis, and maintenance of cellular systems in the second edition of this classic reference. It features new chapters on the CDMA standard, microcell systems, digital cellular systems, and more. 550 pp., 170 illus.




**032381X-XXX \$119.50**  
Newly revised and updated, this bestselling reference provides detailed information on physical fundamentals, patterns, structures, and design techniques for practical modern antennas. Experts from RCA, Raytheon, Scientific-Atlantic, and other major firms and universities have contributed to this mammoth book. 1,520 pp., 800 illus. *Counts as 3*




**023986X \$21.95**  
Get all the hands-on instruction you need to translate RF theory into functioning hardware and design working RF power circuits with this guide. 304 pp., 219 illus., Softcover.



**9113869-XX \$55.00**  
Design efficient phase-locked loops for electronic devices. You'll get design and applications information for all four types of PLLs—linear, digital (an analog/digital hybrid), all-digital, and software. 370 pp., 100 illus., 5.25" disk, *Counts as 2*



**012616X-XX \$79.50**  
Featuring contributions from leading experts in industry and academia, this handbook remains the resource for selecting the right piece of equipment, finding out what it does, how it does it, and how to get the most out of its use. 850 pp., Illustrated. *Counts as 2*



**037936X \$50.00**  
Explore the next level of networking. If you install and maintain broadband networks, you'll appreciate this up-to-the-minute description of what this technology is and how it can be best used. 272 pp., Illustrated.




**0209820-XXX \$105.50**  
"Outstanding, extensive reference to current technology of electronics. Covers everything from principles to applications." —Computer Book Review  
2,528 pp., 1,800 illus. *Counts as 3*





**0628432-XX \$60.00**  
 Keep up with the changes in top-level microprocessors with this newly revised edition. It covers the latest high-potential systems, such as Pentium, PowerPC, DEC Alpha, SuperSPARC, and others. 580 pp., 155 illus.  
*Counts as 2*



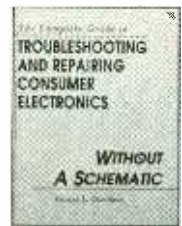
**0100926 \$24.95**  
 Understand the basics of receiver operation, the proper use and repair components in RF circuits, and principles of radio signal propagation from low frequencies—all with this guide. 416 pp., 411 illus., Softcover




**0042144 \$39.00**  
 This book provides a solid introduction to programmable controllers. You'll explore how to use personal computers with programmable controllers as well as how to compare and select process control schemes. 304 pp., 180 illus.




**0297894 \$45.00**  
 Make the most of your LT package to get production-quality results and create top-flight presentations. This book shows you how to take advantage of special tricks, tips, and techniques like drawing borders in paper space, transferring images between applications, and more. 345 pp., Illustrated.



**0156492 \$34.95**  
 Tackle troublesome circuits without the benefit of a schematic with these tricks of the trade by a veteran electronics technician. You'll see how to locate, test, and repair defective components in virtually every type of consumer electronics device imaginable. 304 pp., 250 illus.



**0110654 \$21.95**  
 Well-known electronics author Joseph Carr leads you through every facet of RF theory with a wide variety of experiments and projects that you can complete with just a few inexpensive tools and supplies at home or in your workshop. 432 pp., 150 illus.




**0376026-XX \$42.95**  
 Make testing hassle-free with the help of best-selling author John D. Lenk. He details the types of test equipment available, what the various types do, and how they operate. Plus, he offers procedures for testing electronic devices, circuits, and components. 416 pp., 526 illus.  
*Counts as 2*



**0443017 \$45.00**  
 Covering both analog and digital cellular systems, this book provides complete coverage of the principles and design techniques for cellular systems. Gain a firm understanding of some of the most advanced person-to-person communications systems being installed today with this comprehensive look at modern cellular technology. 224 pp., 142 illus.



**0359687-XX \$60.00**  
 Keep up on the standards, services, architectures, applications, markets, and key players with this reference. It emphasizes the asynchronous transfer mode (ATM) technology, its protocol, and its switching and working environment. It also details upcoming technologies such as FDDI, DQDB, Frame Relay, SMDS, and SONET. 544 pp., 300 illus. *Counts as 2*



**0523746 \$55.00**  
 This book provides an in-depth look at the basics of designing the elements and components that comprise a satellite communication system, including the geosynchronous satellites prevalent in mobile communications. 400 pp., 120 illus.

## As a member of the Electronics Engineers' Book Club...

... you'll enjoy receiving Club bulletins every 3-4 weeks that contain exciting offers on the latest books in the field—at savings up to 50% off regular publishers' prices. If you want the Main selection, do nothing and it will be shipped automatically. If you want another book, or no book at all, simply return the reply form to us by the date specified. You'll have at least 10 days to decide. If you ever receive a book you don't want due to late delivery of the bulletin, you can return it at our expense. Plus, you'll be eligible for **FREE books** through the Bonus Book Program. Your only obligation is to purchase 3 more books during the next 2 years, after which you may cancel your membership at any time.

All books are hardcover unless otherwise noted. Publishers' prices shown. If you select a book that counts as 2 choices, write the book number in one box and XX in the next. If you select a Counts as 3 choice, write the book number in one box and XXX in the next 2 boxes. ©1996 EBEC

A shipping/handling charge & sales tax will be added to all orders. If card is missing, write to: Electronics Engineers' Book Club, A Division of The McGraw-Hill Companies, P.O. Box 549, Blacklick, OH 43004-9918



**Phone: 1-614-759-3666**  
 (8:30 a.m. to 5:00 p.m. EST Monday-Friday)



**FAX: 1-614-759-3749**  
 (24 hours a day, 7 days a week)

## ELECTRONICS ENGINEERS' BOOK CLUB

A Division of The McGraw-Hill Companies, P.O. Box 549, Blacklick, OH 43004-9918

**YES!** Rush me the following title(s), billing me just \$9.95 (plus shipping/handling & sales tax). Enroll me as a member of the Electronics Engineers' Book Club according to the terms outlined in this ad. If not satisfied, I may return the book(s) within 10 days for a full refund and my membership will be cancelled. I agree to purchase just 3 more selections at regular Club prices during the next 2 years and may resign anytime thereafter.

Bill me (FREE book not available with this payment option.)

Code #'s of my book(s) for \$9.95

--	--	--

If you select a book that counts as 2 choices, write the book number in one box and XX in the next.  
 If you select a counts as 3 choice, write the book number in one box and XXX in the next 2 boxes.

**SPECIAL OFFER!** Prepay your order by check, money order, or credit card and receive a 4th book of your choice FREE.

**YES!** I want the FREE BOOK indicated at right. My introductory payment of \$9.95 plus \$9.95 shipping/handling\* and applicable sales tax is enclosed.

Code # of my FREE BOOK:

**SINGLE SELECTION ONLY**

Check or money order enclosed made payable to: The McGraw-Hill Companies  
 Please charge my:  VISA  MasterCard  American Express  Discover

Acct. No. \_\_\_\_\_ Exp. Date \_\_\_\_\_

Name \_\_\_\_\_ Signature \_\_\_\_\_ (required on all credit card orders)

Address / Apt. # \_\_\_\_\_

City/State/Zip \_\_\_\_\_ Phone \_\_\_\_\_

Offer valid for new members only, subject to acceptance by EBEC. U.S. orders are shipped 4th Class Book Post. Canada must remit in U.S. funds drawn on U.S. banks. \*Canadian orders are shipped International Book Post—add \$12.50 shipping/handling. Applicants outside the U.S. and Canada will receive special ordering instructions. A shipping/handling charge & sales tax will be added to all orders. DRE296C

# Hum and noise in professional audio systems

**T**HE PRESENCE OF HUM AND NOISE CAN BE A REAL PROBLEM IN VIRTUALLY ANY AUDIO SYSTEM. SOMETIMES YOU MIGHT GET LUCKY AND FIND THAT THE FIX IS AN EASY ONE — A CONNECTING CABLE MIGHT

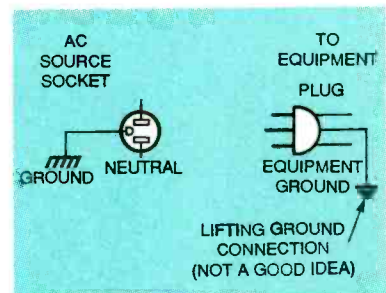
have come loose or broken, for example. The problem can be solved with a physical inspection of the cables and connectors that run between all of the elements of your system.

Unfortunately, the causes of hum and noise are not always so easy to find. It can seem as though it might take a miracle to get rid of it. However, every hum and noise problem can be repaired. All you need to do is to take the time to break each one down into its basic elements. That's what we are going to do here. So next time you are faced with a hum or a noise problem in audio equipment remember that the first step is to

step back, and think coolly and calmly about how you are going to solve it.

## That 60-hertz hum

Once you have eliminated loose or broken cables as the cause of hum, you need to remember that hum is usually the result of a ground-loop in the audio system. To avoid hum, all the grounds in an audio system should be connected together. Normally, if you plug the ac cords of all your equipment into the same outlet, everything should be OK. While that works in simple systems, it is common to find multiple equipment plugged into a number of different

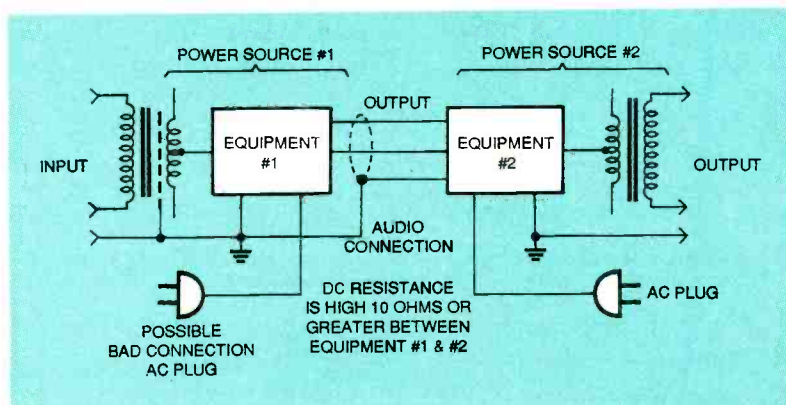


**FIG. 2** — SOME TECHNICIANS LIFT AC grounds to eliminate hum. Dangerous idea, and should NEVER BE DONE.

outlets. And when the electrical system doesn't have all the grounds at the same potential (a more common problem than you might think or believe) you will have a ground loop — and hum in the system. This happens because the slight difference in ground potential results in a small AC voltage running through the ground wire. Figure 1 is a block diagram that demonstrates how this problem can occur.

There are solutions. First and best, try to correct the electrical system. This should be done only by a licensed electrical contractor. Although this is the best solution, it is not always the most practical or the least costly. If your installation is a temporary one—for example when setting up a temporary sound system at some remote location—you might not have enough time to get the wiring repaired.

Some people try to solve hum problems by cutting the ground-pin off the power plugs for their equipment or by lifting the ground



**FIG. 1** — SOURCES OF HUM IN A TYPICAL AUDIO SYSTEM. Bad connectors, cables, or small DC resistance in the AC ground at power outlets can all cause this problem.



## GLOSSARY OF COMMON AUDIO TERMS

**amplifier:** a device that increases the level of a signal (by increasing the voltage or the current). Some amplifiers are used to isolate or control and signal and may not increase the level — or may actually decrease the level. (See Fig. A.)

**attenuate:** to reduce the level of an electrical signal, usually with a volume control. (See Fig. B.)

**block diagram:** a drawing that illustrates the main circuit blocks and signal flow in an electronic device or sys-

tem, but does not show all specific wiring details. (See Fig. C.)

**channel separation:** the degree to which signal on one channel is not picked up by an adjacent channel; electrical isolation. Separation is measured in decibels (dB). Good separation implies very little crosstalk or leakage. The higher the number the better the separation.

**clipping:** occurs when the capabilities of an amplifier are exceeded. The result is very audible distortion, also

visible on an oscilloscope. (see fig. D.)

**crosstalk:** undesired signal appearing in a channel as a result of leakage from another channel. Usually specified in -dB. The lower the number the better, and the crosstalk usually increases with high frequencies.

**distortion:** an unwanted change that occurs to an audio signal causing frequencies to appear at the output that were not present at the input. There are several types of distortion. They are often expressed as a percentage of the total signal. The smaller the number the better.

**dynamic range:** the difference, in decibels, between the loudest and the softest portions of musical performance (or between the maximum signal and the noise floor of a piece of electronic equipment). (See Fig. E.)

**equalizer:** an electronic device that will amplify (boost) and/or attenuate (cut) certain portions of the audio spectrum.

**frequency response:** the range of frequencies which a device or audio system will pass. Frequency response has no meaning unless a tolerance is specified: i.e., 20 Hz to 20 kHz, +/-1 dB.

**gain:** the amount of amplification, expressed in decibels.

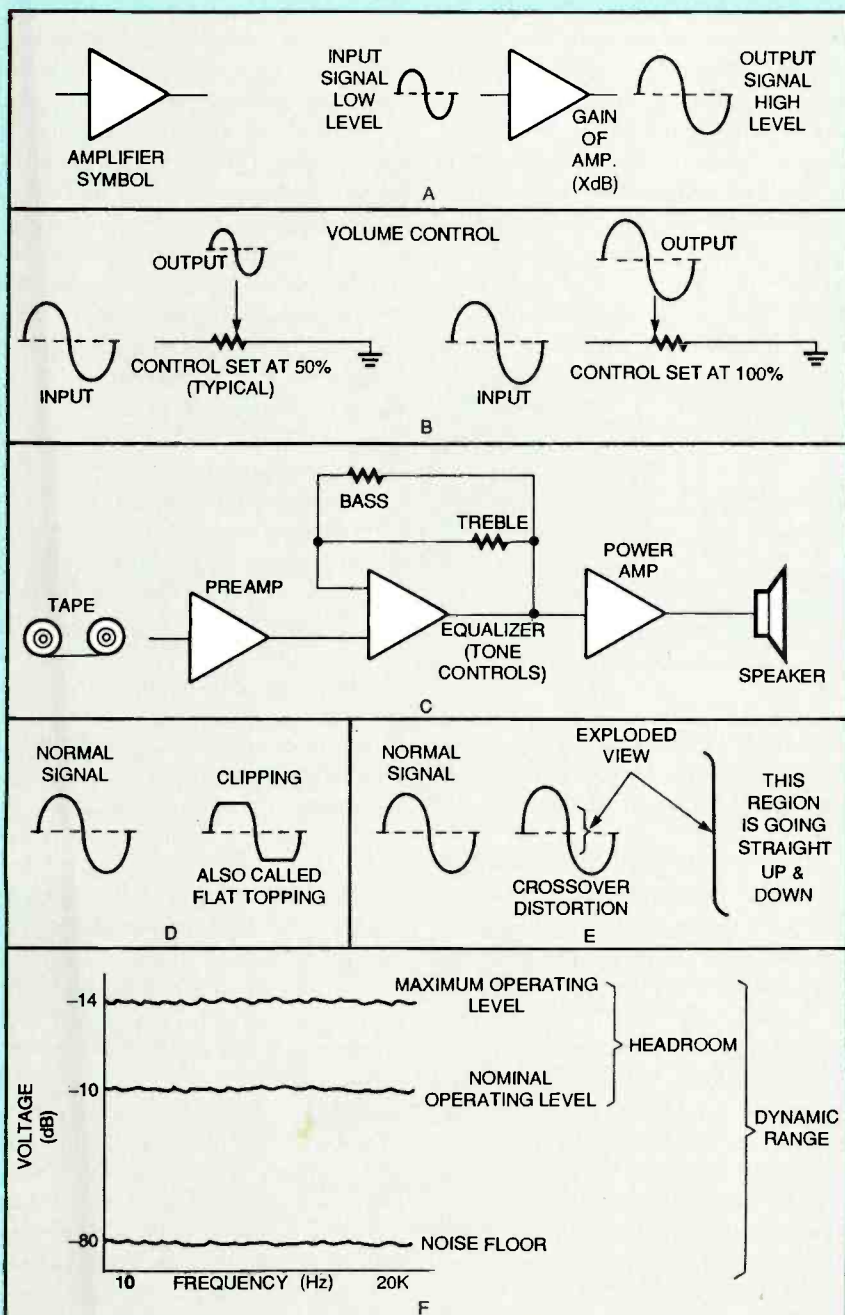
**headroom:** the difference between nominal operating level and the maximum level at any point in an audio system or device, usually expressed in dB. 10 to 14 dB is usually a good value. (See Fig. F.)

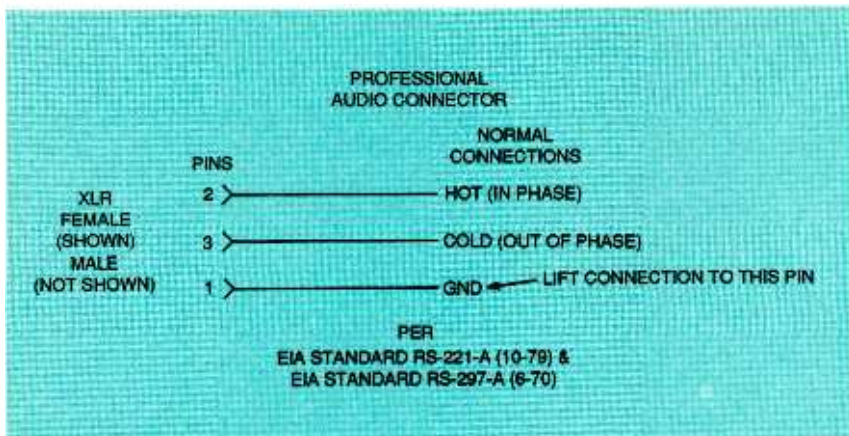
**noise:** any unwanted signal such as hum, buzz, rumble, crosstalk, etc.

**noise floor:** the basic noise that is developed by the thermal noise of the equipment. Another kind of noise is tape noise which is normally the hiss you might hear. This number is a negative number and is measured in -dB. The lower the number the less the noise. (See Fig. F.)

**nominal operating level:** the average signal level at which a circuit, an input or an output of a piece of electronic equipment is meant to operate at for best performance. (See Fig. F.)

**signal-to-noise ratio:** the difference between the nominal or maximum operating level and the floor, specified in dB.



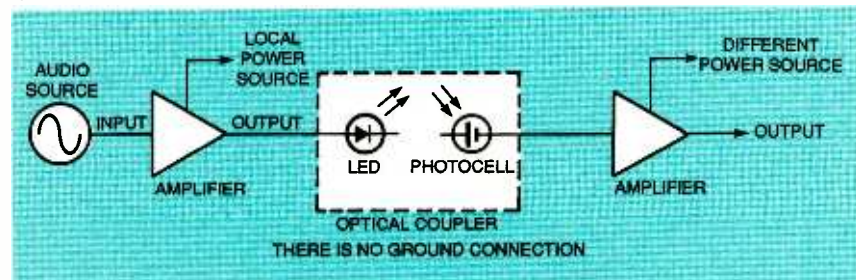


**FIG. 3** — CONNECTIONS INSIDE AN XLR audio connector. To eliminate hum lift the ground connection to pin 1 of the male connector.

connection in some other way (see Fig. 2). *Never do this!* Yes, you might get rid of the hum, but you will also create a potential shock hazard that could kill you.

There are two kinds of audio systems that you might have to deal with. The first is a professional system that has balanced inputs and outputs. Second is a semi-professional system that has unbalanced inputs

do this; you can open the connector (the male connector is the best choice since the shield should be connected at the female end) and cut pin 1 with diagonal cutters. Another solution is to use one of the many commercial products that lift the ground connection. Two manufacturers are Markertek Video Supply, 4 High Street, Saugerties, NY 12477. Ask for their model GLX for \$16.99. 800-



**FIG. 4** — OPTICAL COUPLERS are effective in isolating audio equipment and can often help resolve hum problems.

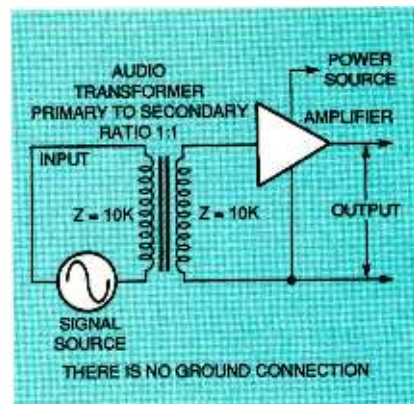
and output. The easiest to deal with is the professional system and the most common fix is to eliminate the audio ground between the two pieces of equipment that are causing the hum. In a multiple device system your first step is to isolate the equipment causing the problem. The process is simple. Unplug one piece at a time, starting at the input end of the system. When the hum goes away you have identified its source. This doesn't work if the ground causing the problem is not an AC ground (cable TV ground is an example).

As shown in Fig. 3, you can eliminate the audio ground between equipment by lifting pin 1 and possibly the connection to the shell of the connector. There are several ways to

522-2025. Or try Sescom Inc., 2100 Ward Dr., Henderson NV 89105. Ask about Model IL-17 for \$20.00. 800-551-2749.

If the input circuit is electronically balanced, lifting the ground may not eliminate the hum. Electronically balanced input circuits require precision resistors (0.01% tolerance) if they are to deliver -80 to -90 dB common-mode rejection. If the resistors are off even just a little, the circuit is not balanced and hum is the result. In these cases a good audio transformer can be inserted to eliminate the problem.

The more difficult circuit to fix is the unbalanced type used in many semi-professional systems. Most of these systems use RCA connectors. Sometimes 3.5-mm connectors are



**FIG. 5** — AUDIO TRANSFORMERS are another way to isolate audio equipment. Some are available as plug-in accessories.

used as microphone input as well as headphone outputs. All of these input and output connectors share one common point, the shield or ground. Here you obviously can not cut the ground connection as it is needed to complete the return path for the signal. As a result there are only two practical solutions. First you could try an optical coupler like the arrangement in Fig. 4. This kind of system is usually used to isolate data in long-distance systems. While it works it does tend to get costly and may introduce extra noise of its own.

The best solution would be to add a simple audio transformer between the two pieces of equipment. When you do this you do have to be sure that the grounds of the two systems are not connected and the audio is passed between the equipment by the audio transformer (see Fig. 5). Remember that this input/output combination is at high impedance, typically 1000 ohms or greater. Be sure to select a quality audio transformer.

Since you will have to lift a ground on one of the transformer coupled equipment, good practice calls for lifting the ground at the output of the sending equipment. Leave the ground connected at the input of the receiving equipment.

There you have it — simple, practical solutions to a common audio system problem. Remember, there is no one solution to all problems. Your best tool is your knowledge of what can go wrong and the methods you can use to make the system work right.



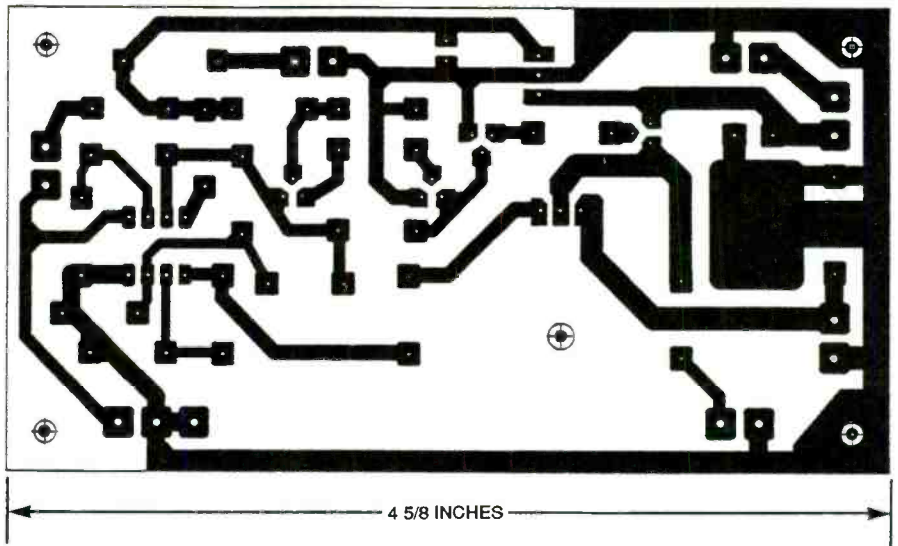
# LEVITATOR

continued from page 34

turn on, which turns Q2 and Q1 off, so the electromagnet coil receives no current. Likewise, if the beam is completely blocked, the output of IC2-b will drop below 0.7-volts. Again Q4 and Q3 will be on which forces Q2 and Q1 off. However, when the object is partially blocking the beam during levitation, the voltage out of IC2-b should be somewhere between the 0.7 and 2.7-volt thresholds. In that case, Q4 and Q3 will be off, with Q2 and Q1 on. Whenever Q1 is on, the red LED indicates that Q5 and the coil are receiving current.

### Building the levitator

The easiest way to build your own anti-gravity levitator is to



use an etched circuit board. The foil pattern for a suitable board is shown here. However, if you don't want to fabricate your

own board, a pre-etched and drilled board can be purchased from the source given in the Parts List.

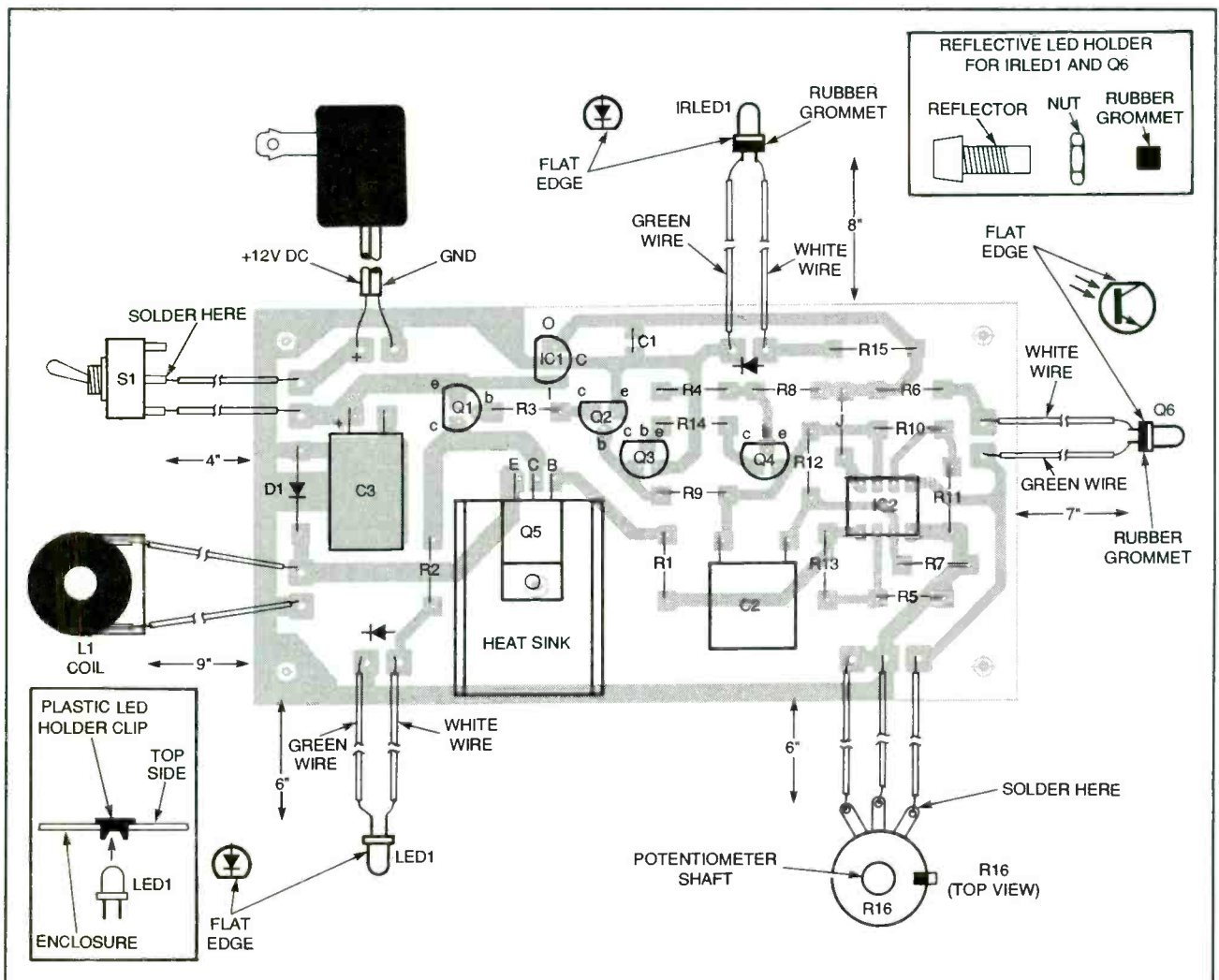


FIG. 2—PARTS-PLACEMENT DIAGRAM and wiring details for off-board components.

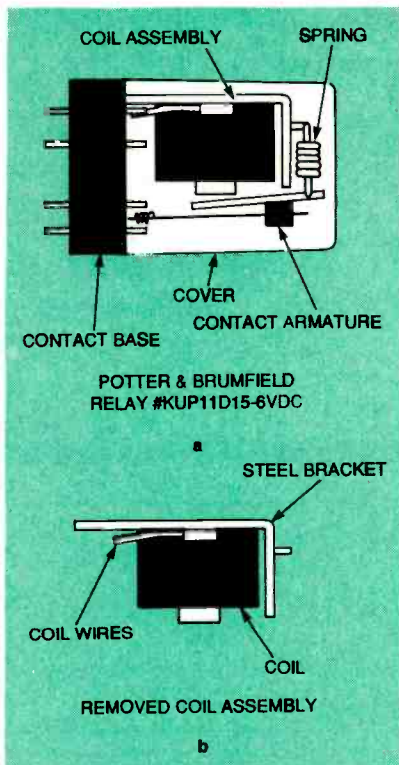


FIG. 3—THE ELECTROMAGNET that is used in the levitator is obtained by disassembling a relay as shown.

Locate all the components shown in the Parts List and use the parts-placement diagram of Fig. 2 to determine their proper location on the PC board. First solder a solid-wire jumper at the location marked J. Next install diode D1, paying close attention to its orientation. Then install and solder resistors R1 to R15. Trim the excess leads before proceeding to the next step.

Locate the 0.1  $\mu$ F capacitor C1. Again using Fig. 2 as a guide, install it and solder in place. Next locate the 8-pin IC socket and install it at the location marked IC2. Don't install IC2 in the socket, however. Move on to transistors Q1, Q2, Q3, and Q4. Install each with the proper orientation indicated on the parts placement diagram. Then locate and solder the 9-volt regulator IC1 in place. Capacitors C2 and C3 are large and should be bent to lie against the PC board after installation. The TO-220 transistor Q5 and its heat sink also mount against the board and are held down with a No. 4-32 screw and nut.

Figure 2 also contains details

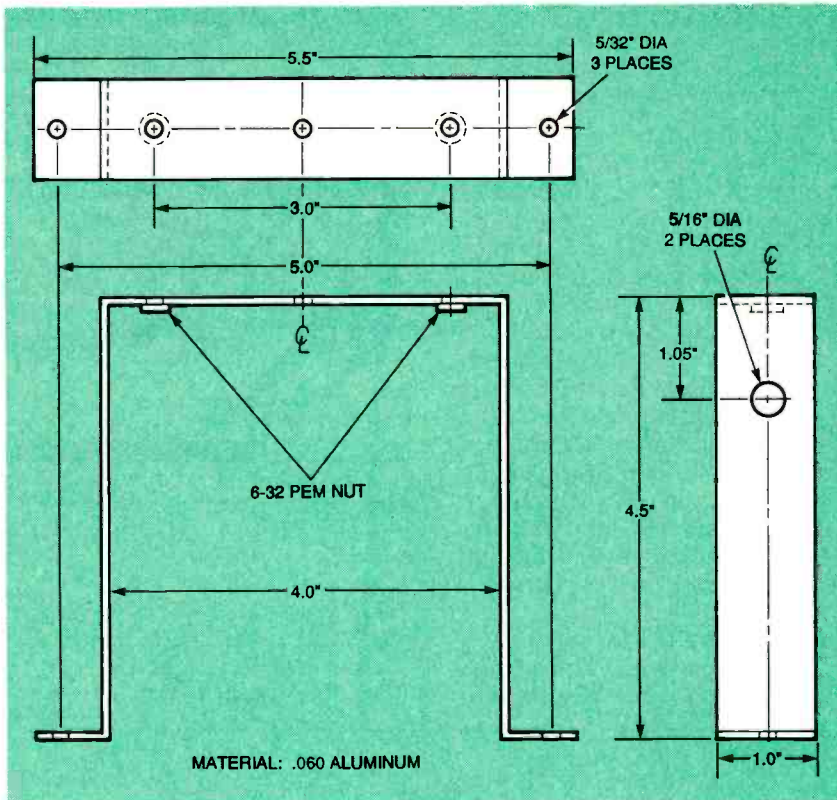


FIG. 4—AN ALUMINUM BRACKET should be fabricated as shown.

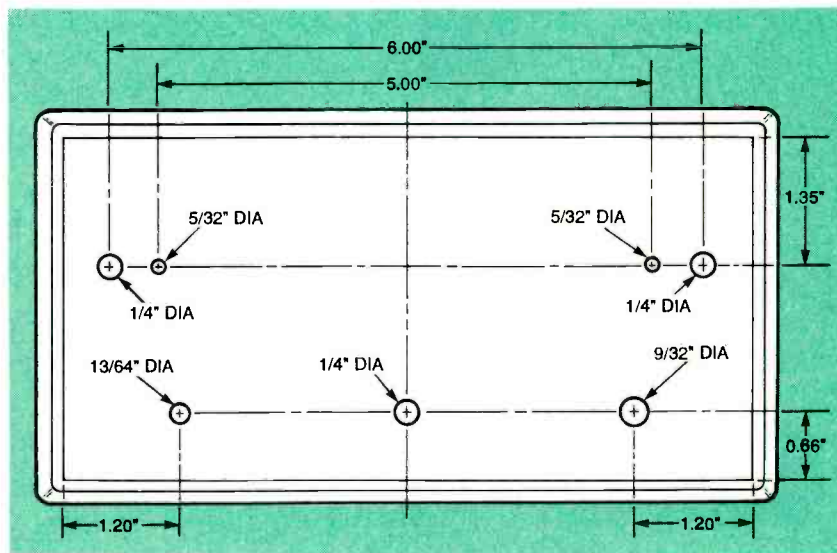


FIG. 5—DRILLING GUIDE for the levitator enclosure.

on wiring off-board components S1, R16, LED1, IRLED1, Q6 and the AC adapter. Use No. 24 AWG stranded hookup wire and solder wires from the PC board to S1 and R16 as shown. The infrared emitter and detector (IRLED1 and Q6) need special preparation before they are attached to the PC board. To form a directed beam that will not be affected by external in-

frared energy, the two components will need to be mounted in reflective LED holders, which are then mounted to the levitator's metal bracket. At this point, however, just remove the round rubber pieces from the reflective holders and slide one each onto IRLED1 and photodetector Q6. Then attach the wires as shown. Using colored wire will help you keep the polar-



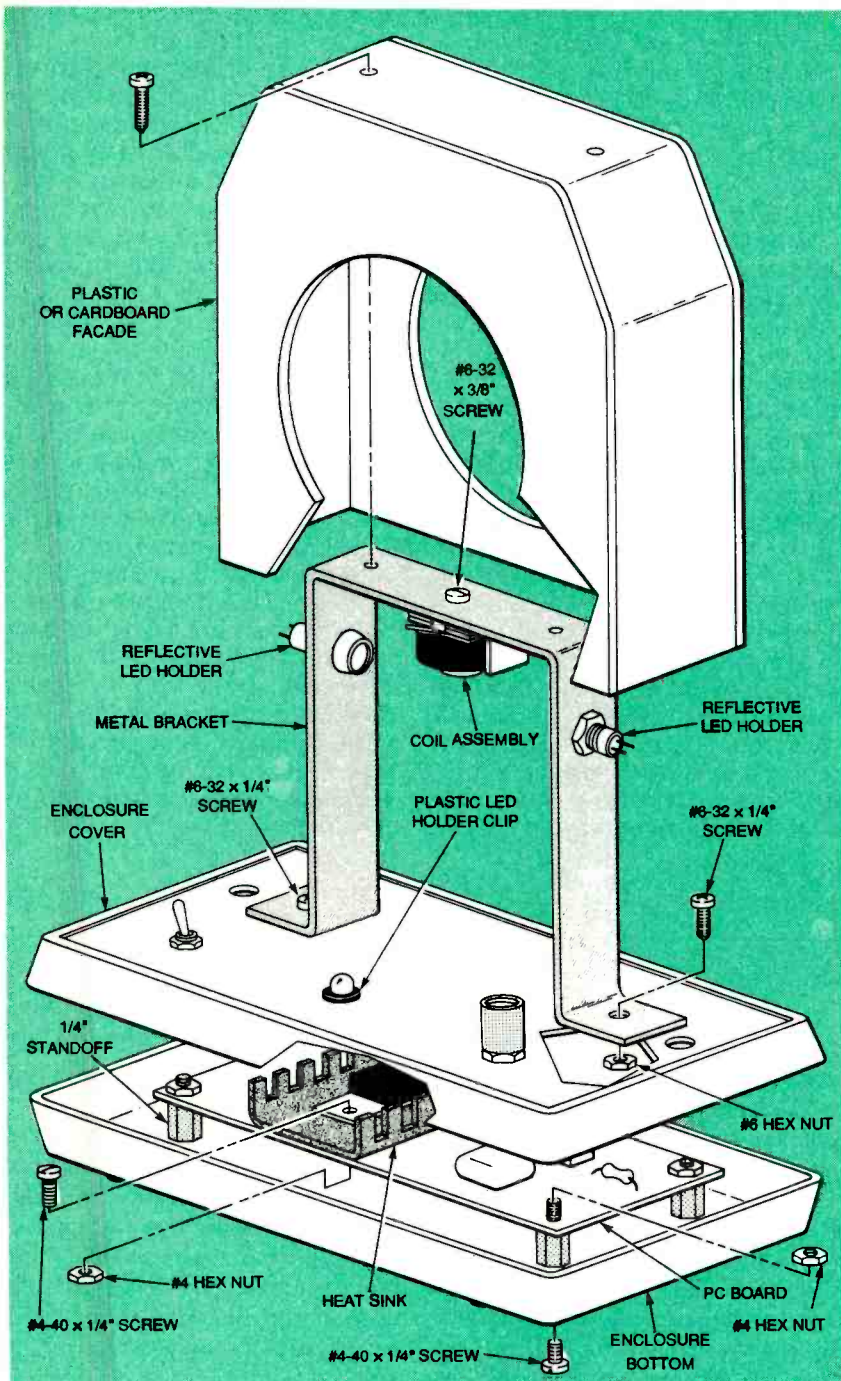


FIG. 6—A PLASTIC OR CARDBOARD COVER hides some of the levitator's components, enhancing the illusion that the globe is floating as if by magic.

ities correct.

Use two more pieces of wire to attach the red LED to the PC board. Again, use colored wire to make sure the connections match those shown in Fig. 2. Lastly, solder the two wires from the 12-volt adapter to the PC board, observing the proper polarity. Now locate the LM358 dual op-amp, IC2. Use the notch in the plastic package to orient

pin-1 and install the IC firmly into the 8-pin socket.

The electromagnetic coil for this project should have a DC resistance between 25 and 35 ohms, and a steel or iron core. Winding such a coil can be tedious, so a readily available source for this part was located. A Potter & Brumfield relay (Model: KUP11D15-6V) contains a coil that works fine. The

relay should be disassembled and all parts discarded except the coil and metal "L" bracket as shown in Fig. 3. At this point solder the two wires for the coil to the PC board, but don't attach the coil to the other ends until after the board has been mounted in the plastic case.

### Final assembly

Because the magnetic field from the coil loses strength rapidly with distance, it is important that the center of the infrared beam formed by IRLED and IRDET be no more than 0.2 inches below the coil. Otherwise, the coil will not be able to overcome the weight of the metal globe. This distance was determined by experimentation using the specific components shown in the Parts List. If you use a different coil or try to levitate objects of different weights, you will have to experiment on your own to find the best beam position.

The aluminum bracket shown in Fig. 4 is a convenient mounting support for the coil and the reflective LED holders. The dimensions shown will ensure that the infrared beam is the correct distance below the coil. This bracket is available from the source shown in the parts list or you can use Fig. 4 to fabricate your own.

Figure 5 shows how to drill the top cover of the plastic enclosure to accept the aluminum bracket and provide mounting holes for S1, LED1 and R15.

Figure 6 shows how everything fits together for the final assembly. Mount the PC board inside the enclosure bottom using 1/4 inch standoffs and the appropriate hardware. Next attach the metal bracket to the top of the enclosure with two No. 6-32 x 1/4 inch screws and nuts. Remove the nuts from the reflective LED holders and mount both of them as shown in the diagram. Then attach the coil assembly to the top of the bracket with another No. 6-32 screw. Lastly, push the plastic LED holder clip into the center hole of the cover as shown.

Feed the IRLED and its wires through the 1/4-inch hole in the

top cover and insert the infrared LED into the reflective holder. Push the IRLED in until the rubber piece fits snugly. Repeat the process with Q6 on the other end. Next feed the coil wires from the PC board through the cover and solder them to the coil. Then mount S1, LED and R16 to the enclosure cover. Before putting the enclosure halves together, file a small notch in the back edge to allow the adapter's cord to exit. Attach the plastic knob to the potentiometer R16.

### Operation

Place the anti-gravity levitator in a location that has normal room lighting. Try to keep it away from strong sources of infrared energy such as full sunlight or a bright desk lamp. Plug the adapter into a 120-volt AC outlet and turn R16 fully counter-clockwise before switching S1 on. Make sure nothing is under the coil that would block the infrared beam. The red LED

should be off at first. Slowly turn R16 clockwise and observe the LED. As you turn the potentiometer the LED should come on and then turn back off as you continue to increase the Q6 threshold with R16. Stop turning R16 as soon as the LED turns off again. (The potentiometer should be between one-quarter to one-half of its range at this point).

Now take a small hollow steel globe, place it on your outstretched hand and lift it *slowly* towards the coil until it starts to break the infrared beam. It is important NOT to hold the globe between your fingers because your fingers will accidentally break the beam and prevent levitation. When done properly, the coil's field will gently grab the globe from your hand and suspend it in mid-air! Do not lift the globe so high that it touches the coil. The proper point of levitation will be about 0.2 inches below the coil.

If the globe constantly jumps

up and sticks to the coil, then R16 is set too high. Start R16 once more from the counter-clockwise position and stop as soon as the LED comes on and goes back off again. Once you have the globe successfully levitating, try gently blowing on it. With a little practice you can make it spin just like the earth does.

Some non-metallic objects can also be levitated by attaching a small magnet to the object. This will take some experimentation. The magnet must be facing in the direction that will be attracted, not repelled, by the coil. Also the total weight of the object and magnet must not exceed the coil's ability to lift.

You may want to make a cardboard or plastic cover to hide the metal bracket and wires. This will make your levitator more attractive when you invite your friends to observe your power over gravity! Everyone is sure to be both amazed and impressed.  $\Omega$

## HARDWARE HACKER

*continued from page 55*

This is greatly improved over the older Solar I. The primarily new material now includes color pictures, better navigation, and total Acrobat .PDF support, 350 megabytes of text and GIF files. It runs on either the Macintosh or PC.

More information on alternate energy resources is available in HACK28.PDF. More on Acrobat in ACROBLAT.PDF and hundreds of other files in GENIE PSRT.

### New tech lit

A well done tutorial on quantum computing appears in *Science* for October 13, 1995. On pages 255-260. With a good bibliography. Quantum computing offers the potential of a *billion* to one speedup over today's PC's. Also in the same issue, some new magnetoresistive materials and a speech

recognition breakthrough are covered.

A 64 page catalog listing hundreds of energy books is now offered by the *Association of Energy Engineers*.

Books on hydraulics are stocked by the *Fluid Power Bookstore*.

Freebie samples of keyboard snap disks are offered by *Snaptron*. *Luke Systems International* is yet another obsolete-semiconductor source.

PCMCIA card and frame kits are sold by *PC Card Products*.

A new MX-COM product guide on unusual communications, caller-ID, and security chips is available.

More details on electroluminescent panels: *BKL* has lots of data and kits available. Despite EL being a "cold light", the efficiency of today's best panels is only around *one-third* that of a plain old light bulb—around six lumens per watt or so. While the brightness increases with frequency and voltage, the efficiency does *not*. Best overall efficiency takes place at

low voltage and frequency. Both the brightness and efficiency drop substantially over time.

One fresh approach to on-demand *hardback* book binding has been released by *Flesher*. Around \$3 and 3 minutes per book. For custom hard-bound covers, a peel-and-stick technique is used along with a taped spline and no provision for trimming the actual pages. It's way overpriced, but it's still a partial book-on-demand solution.

Much more on tested and proven small-scale desktop home publishing opportunities in my *Book-on-demand Publishing Kit* from *Synergetics*. Full details in our nearby ad.

I've just bought an *entire* college electronics department at an auction. There are some outstanding buys in everything from logic analyzers to printed-circuit etchers to mint Tektronix manuals to fine test and breadboard bargains. Write or call for a list. **EN**



## PARTY LINE

continued from page 36

power transistors Q1 and Q2, which in turn drive step-up

transformer T1. Note that T1 is used "backward:" its low-voltage secondary is driven, and its output is derived from the high-voltage primary. The output of T1 is about 90 volts AC. Ideally,

that output would be a clean sine wave. Although most equipment will not be bothered by the harmonics present in the T1 output, there is a possibility that some might be.

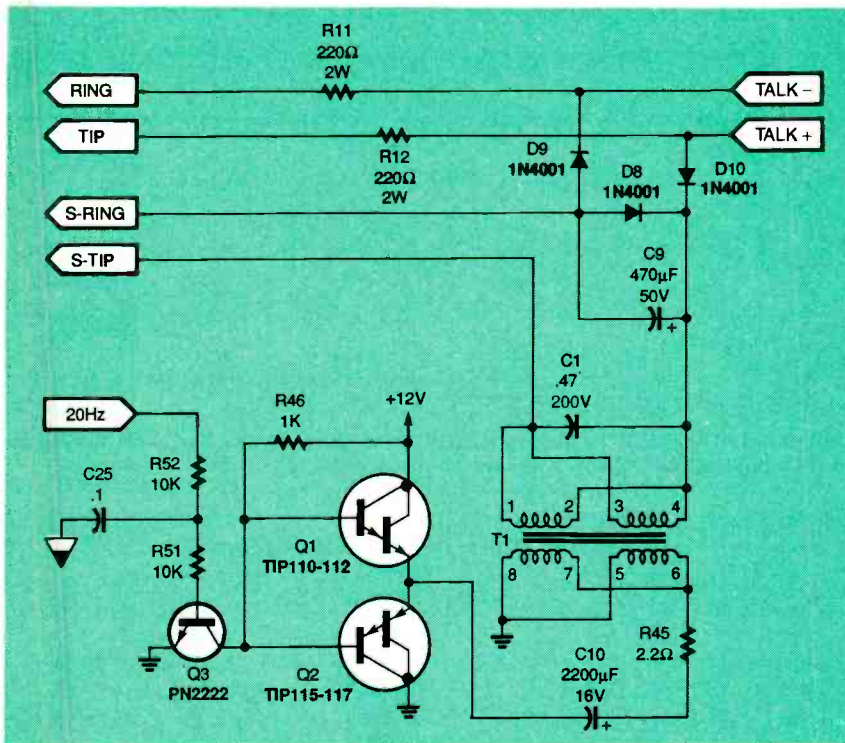


FIG. 4—THE STEP-UP CIRCUIT creates a 90-volt AC ring signal by driving transformer T1 via push-pull amplifier Q1 and Q2. The 20-Hz signal is generated under software control by the microcontroller.

## Caller ID modulator

Caller-ID delivers its information in a 1200 bit-per-second (bps) serial modem-tone format formally known as Bell 202. Under Bell 202, a high is a 1200-Hz tone, a low is a 2200-Hz tone, and the nominal signal level is -13.5 dBm.

Party Line uses a clever technique to reproduce these modulated tones. Instead of a traditional hardware-based solution, a software process called *bit-banging* creates the tones. Bit-banging can often both improve reliability and reduce cost in comparison with hardware methods. Under MCU control, the high bit of addressable latch IC7 (returning to Fig. 3) is used to create the Caller-ID (CID) tone.

In operation, Party Line waits for the first ring, temporarily removes the caller's phone from the talk path (via the line relays), then carefully manipulates IC7's Q7 output to con-

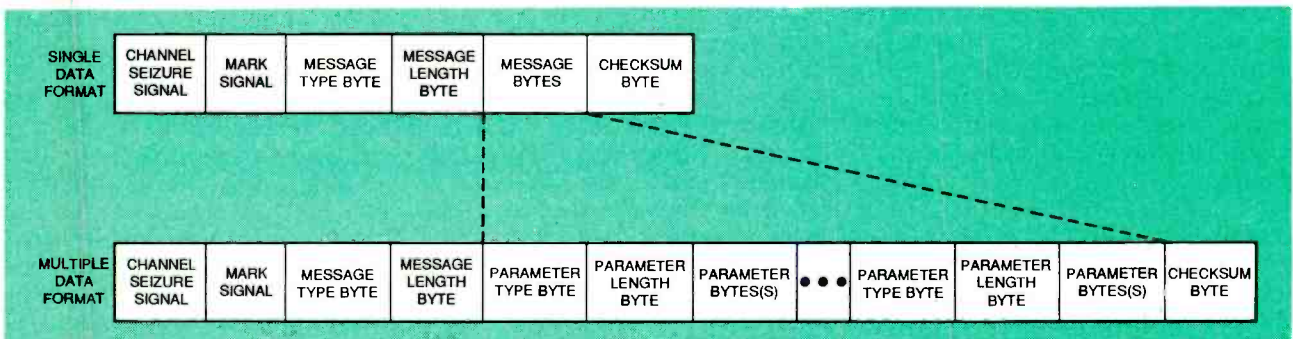


FIG. 5—CALLER-ID MESSAGE FORMATS ARE VERY SIMILAR. The Single Data Message Format includes a single message; the Multiple format inserts multiple messages in the parameter block used by the simple message.

TABLE 4—CALLER ID MESSAGE FORMAT

Message	Description
Power Ring	Not shown. The first ring is called the power ring. It is used to get the attention of the Caller-ID receiver. The ring is followed by 500 ms of silence.
Channel Seizure	Sync bytes, consisting of 30 ASCII U's (250 ms duration).
Mark Signal	1200-Hz marking tone, 150 ms duration.
Message	Message (or parameter) type, length, message bytes, and checksum.
Post-Msg Mark	After message data, an 80 ms mark tone is sent (optional).
Post-Msg Silence	All tones must end at least 475 ms before the next ring.

struct the modulated tones. Although the required frequencies are fairly low, the software keeps the MCU quite busy while generating the tones.

There are two CID data formats, as shown in Fig. 5. The two are very similar, except that the expanded format essentially embeds multiple data items in the position of the single data item of the simple format. Table 4 outlines the meaning of each field of the message.

CID data is transmitted unidirectionally. In addition, the receiver makes no attempt to acknowledge message receipt. Those limitations prevent the receiver from recovering from an erroneous transfer, so even minor transmission errors usually cause the loss of all CID information.

### Relay drive

Returning again to Fig. 3, a ULN2003 drives the line-control relays. That IC has an array of seven independent high-gain Darlington NPN transistors, each of which includes an internal diode to prevent EMF damage.

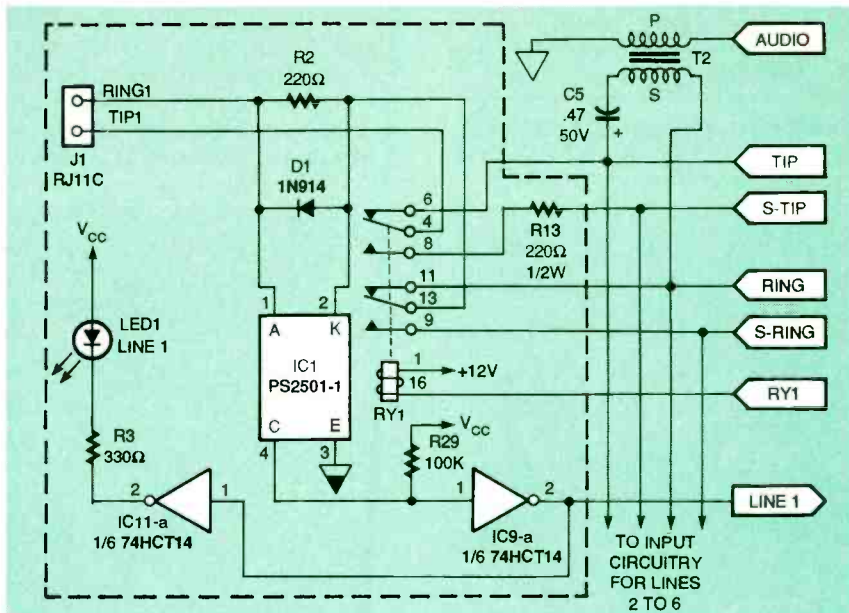
Whenever one of IC8's inputs goes high, the corresponding output provides a return path for the coil of the corresponding relay. The seventh Darlington controls LED7, which provides status display. Status indications corresponding to different operating conditions appear in Table 5.

### Input circuitry

Figure 6 brings together several strands of the circuit sections that have been discussed so far. Note that only one of six identical circuits is shown (the part within the dashed lines); Table 6 shows corresponding part numbers for all six stations. Note that there is only one

**TABLE 5—LED STATUS**

State	Description
Steady On	Power is on and unit is ready
Flashing	Station is ringing
LED Off	DTMF digit is being dialed



**FIG. 6—INPUT CIRCUITRY:** Note that everything inside the dashed lines repeats for each input line. Table 6 correlates the parts across all six circuits.

**TABLE 6—LINE INPUT COMPONENTS**

Line	J1	R2	D1	IC1	LED1	R3	IC11-a	R29	IC9-a	RY1	R13
Line 1	J1	R2	D1	IC1	LED1	R3	IC11-a	R29	IC9-a	RY1	R13
Line 2	J2	R4	D2	IC2	LED2	R5	IC11-b	R30	IC9-b	RY2	R14
Line 3	J3	R16	D3	IC3	LED3	R17	IC11-c	R31	IC9-c	RY3	R15
Line 4	J4	R6	D4	IC4	LED4	R7	IC11-d	R32	IC9-d	RY4	R18
Line 5	J5	R8	D5	IC5	LED5	R9	IC11-e	R33	IC9-e	RY5	R19
Line 6	J6	R10	D6	IC6	LED6	R21	IC11-f	R34	IC9-f	RY6	R20

set of audio-coupling devices (C5 and T2) for all six stations. Also, the four lines carrying tip and ring signals form a mini "bus" to which all stations attach in parallel. In contrast, each station has its own line-active indicator (e.g., LINE1) and relay driver (e.g., RY1). As discussed earlier, the LINEx signals drive the MCU directly, and the RYx signals come from the ULN2003 shown in Fig. 3.

Each station contains a loop detector circuit based on an optoisolator. The optoisolator (IC1) acts as a normally open switch that closes when a telephone goes off-hook. When that happens, current will flow through the optoisolator's input, which in turn forces its output low. That signal is then buffered and inverted by one section of a hex Schmitt trigger (IC9-a), and it is that signal that informs the MCU that a station is active. That same optoisolated and buffered signal also drives an LED (LED1) that provides visual indication when a station is ac-

tive. If a telephone is plugged in, the indicator also flashes during the ring cycle. If a telephone is not plugged in, the indicator does not flash.

The loop detector circuit can detect a phone that goes off-hook during an active ring cycle, a desirable function called *ring trip*. Without ring trip, a very loud 20-Hz buzz would be heard when you answered a ringing phone. Ring trip is commonly available only on expensive phone-line simulators.

When a phone line is idle, the corresponding relay is energized. That removes each idle station from the talk path (Tip and Ring) and places it across the ring circuit (S-Tip and S-Ring) in preparation for a future ring cycle. During the active portion of a ring cycle, the MCU removes all idle stations—except for the station that is ringing—from the T1 circuit, and places them on the talk path. If you listen carefully, you can hear the relays deenergize during the ring cycle.



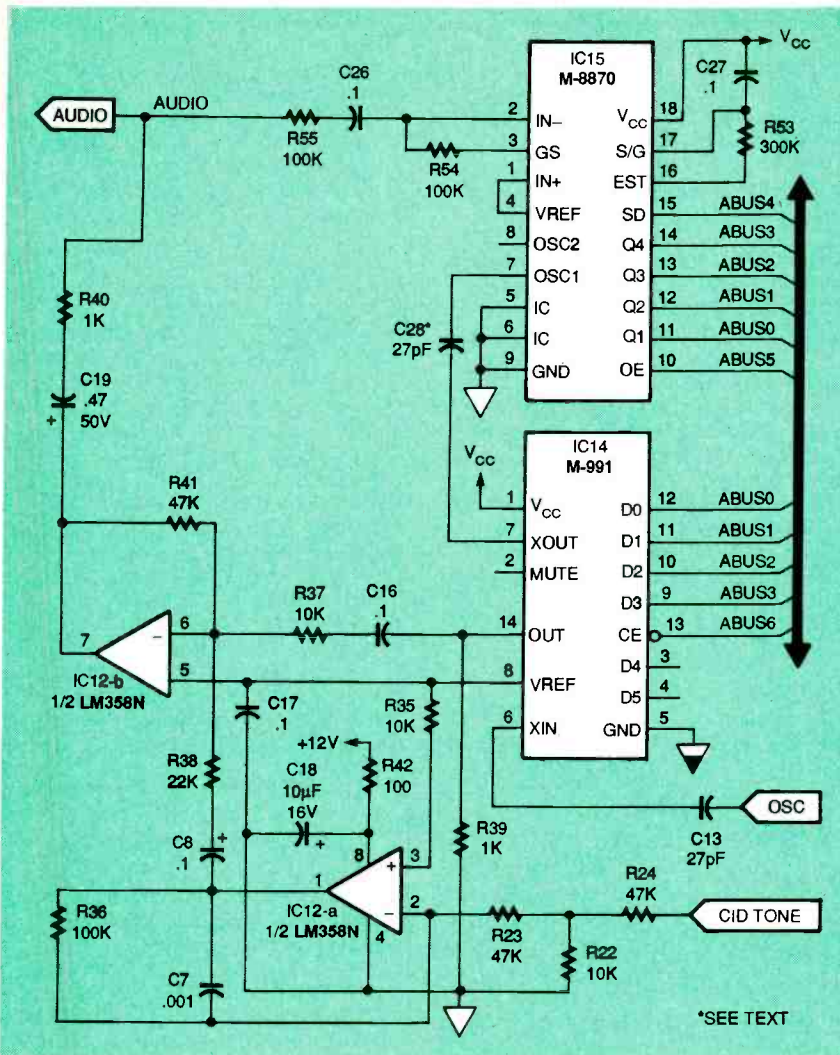


FIG. 7—TONE DETECTION AND GENERATION: IC14 generates one of several call-progress tones as determined by the binary input on its D0–D5 inputs. IC15 decodes DTMF tones and delivers them to the MCU via the 6-bit bus.

TABLE 7—DTMF CODES

Digit	D3	D2	D1	D0
1	0	0	0	1
2	0	0	1	0
3	0	0	1	1
4	0	1	0	0
5	0	1	0	1
6	0	1	1	0
7	0	1	1	1
8	1	0	0	0
9	1	0	0	1
0	1	0	1	0
*	1	0	1	1
#	1	1	0	0

When a station goes off-hook, the MCU deenergizes the associated line relay, which places that station on the talk path. Unless you like talking to yourself, at least two stations must be off-hook for you to carry on a conversation.

### Tone decoding

Figure 7 shows how Party Line decodes incoming DTMF signals, encodes outgoing call-progress tones, and filters the MCU-generated 20-Hz ring signal.

Through use of a highly integrated DTMF tone receiver, decoding the dialed phone number is simple. Party Line uses the popular M-8870 (IC15), which is made by Teltone Corpo-

ration, Mitel Semiconductor, and others. The M-8870 decodes only DTMF telephone codes; it ignores rotary and pulse dialed digits. Because the M-8870 is crystal controlled, there are no adjustments to make. The IC incorporates switched-capacitor filtering to separate groups of tones.

Table 7 shows the binary code delivered by each telephone key. The DTMF encoding standard defines up to sixteen dual-tone combinations, but standard phones generate only twelve of them. The twelve keys appear in a matrix measuring four rows by three columns; those in a given row or column have one tone in common. Table 8 shows the row-column arrangement along with corresponding tones. Note: In 16-digit DTMF, there is an eighth tone (1633 Hz), which is not shown.

For example, if you press the "3" key, the phone generates 697- and 1477-Hz tones. Seven frequencies are involved in standard DTMF generation, and they are separated into two groups. The row information is called the low group; it has frequencies 697–941 Hz. The column information is called the high group; it has frequencies 1209–1477 Hz.

The codes get to the Microcontroller via bus lines ABUS0–ABUS3. The MCU periodically monitors bus line ABUS4; when it goes high, the MCU then reads the binary code from IC15. The software must decide if the tone code is new, because holding down a key will cause the tone code to be read about two hundred times per second. The software records the dialed digits as they are entered; when enough digits have been entered, the MCU starts ringing the station corresponding to the dialed number.

TABLE 8—DTMF TONES

Low Group	High Group		
	Column 0 1209 Hz	Column 1 1336 Hz	Column 2 1477 Hz
Row 0, 697 Hz	1	2	3
Row 1, 770 Hz	4	5	6
Row 2, 852 Hz	7	8	9
Row 3, 941 Hz	*	0	#

**All resistors are 1/4-watt, 5%, unless otherwise noted.**

- R1,R39,R40,R43,R46—1000 ohms
- R2,R4,R6,R8,R10,R16—220 ohms
- R3,R5,R7,R9,R17,R21,R48—330 ohms
- R11,R12—220 ohms, 2W, 5%, metal oxide
- R13—R15,R18—R20—220 ohms, 1/2W
- R22,R35,R37,R50—R52—10,000 ohms
- R23,R24,R41—47,000 ohms
- R25—R34,R36,R47,R54,R55—100,000 ohms
- R38—22,000 ohms
- R42,R44—100 ohms
- R45—2.2 ohms
- R49—470 ohms
- R53—300,000 ohms

**Capacitors**

- C1—0.47uF, 200V, metalized polyester
- C2—C4,C6,C8,C15—C17,C25—C27—0.1uF, 50V, monolithic, radial
- C5,C19,C20—0.47uF, 50V, electrolytic, radial
- C7—0.001uF, 50V, polyester, radial
- C9,C24—470uF, 50V, electrolytic, radial
- C10—2200uF, 16V, electrolytic, radial
- C11,C18,C22,C23—10uF, 16V, electrolytic, radial

**PARTS LIST**

- C12—C14,C28—27pF, 100V, COG ceramic
- C21—1000uF, 25V, electrolytic, radial
- Semiconductors**
- D1—D7—1N914 signal diode
- D8—D13—1N4002 rectifier, 1A, 100V
- BR1—50V, 1A, W005 or equiv.
- LED1—LED7—Green LED, 3mm
- Q1—TIP110 NPN Darlington transistor
- Q2—TIP115 PNP Darlington transistor
- Q3—PN2222A NPN transistor
- IC1—IC6,IC13—Optoisolator, NEC PS2501-1 or equiv.
- IC7—74HC259 or 74HCT259 addressable latch
- IC8—ULN2003 Darlington array
- IC9,IC11—74HC14 or 74HCT14 hex inverter
- IC10—PIC16C57-XT/P 8-bit Microcontroller, Microchip Tech.
- IC12—LM358N dual low-power op-amp
- IC14—M-991 Call progress tone generator, Teltone Corp.
- IC15—M-8870 DTMF decoder, Teltone Corp.
- IC16—LM317T adjustable regulator
- IC17—LM7812 or LM78M12, 12V regulator
- IC18—LM7805 or LM78M05, 5V

- regulator
- Other components**
- F1—0.5A, 5 × 20mm fuse
- J1—J6—Modular RJ11, 6/2 or 6/4 receptacle, PCB Mount
- J7—1 × 3, 0.1-inch female header
- JU1—JU4—4 × 2, 0.1-inch pin header with shorting blocks
- JU5—See text
- P1—1 × 3 0.1-inch pin header
- XTAL1—3.5795 MHz, HC18
- RY1—RY6—DPDT, 12V, DC, 16—20mA coil, DIP package (OMRON G6A-234P-ST15-US-DC12 or equiv.)
- T1—Transformer, split bobbin, dual 115-VAC to dual 6.3-VAC, 2.5VA (Prem SPW401D, Magnetek/Triad FS12-200, or equiv.)
- T2—Telephone coupling transformer, 600:600 (PREM SPT130, Mouser TL016, or equiv.)
- T3—Power transformer, 28VAC center tapped, 300mA
- Miscellaneous**
- IC sockets, 4/40 hardware, TO-220 heatsinks (2 each for IC17 & IC18), AC power cord, 2.5-inch H × 8-inch W × 6-inch L plastic enclosure, PC board, IC sockets, solder, wire, etc.

**TABLE 9—CALL PROGRESS CODES**

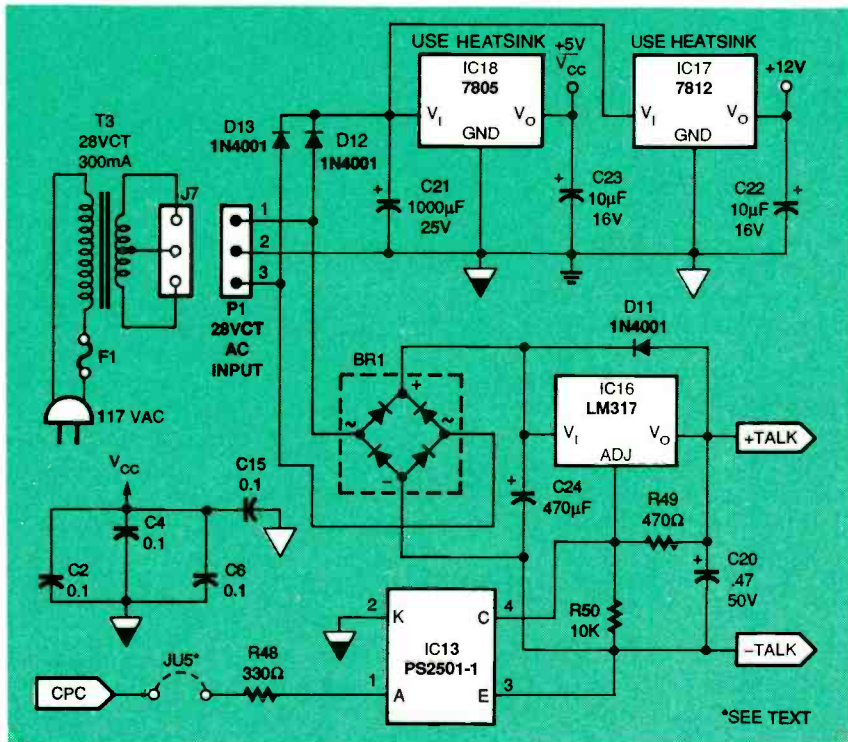
Tone	Frequency	D3	D2	D1	D0
Dial	350/440	0	0	0	0
Special	400/off	0	0	0	1
Alert	440/off	0	0	1	0
Ring	440/480	0	0	1	1
Busy	480/620	0	1	1	0

**ORDERING INFORMATION**

The following items are available from Digital Products Company, 134 Windstar Circle, Folsom, CA 95630, Voice: (916) 985-7219 Fax: (916) 985-8460. E-mail: DigProd@aol.com  
**KITS:** Parts kit including printed-circuit board, programmed micro-controller, relays, transformers, IC's, resistors, capacitors, documentation, etc., less enclosure: (\$199.95). Enclosure kit includes plastic case, drilled front panel, mounting screws, etc. (\$32.95). Hard-to-obtain IC's, including M-8870, M-991, ULN2003, 74HC14 (2), 74HC259, PS2501-1 (7): (\$31.25). Line transformers (T1, T2) and relays (RY1—RY6): (\$48.50), power transformer kit with T3 (120VAC only), fuse, AC cord: (\$14.75).

**PARTS:** Printed Circuit Board #PL6-001: (\$34.95). Programmed PIC16C57 (\$22.00). Complete documentation with schematic: (\$7.25). U.S. orders add \$8 S/H for Kits, or \$5 for Parts. Canadian orders add \$14 for Kits, \$9.50 for Parts. Write or fax for shipping information to other countries.

Prices shown in USA dollars. Remit U.S. funds only. CA residents add local sales tax. Money orders, checks, MasterCard, Visa, American Express, and Discover Card accepted. Personal and company checks require bank clearance before shipment and may delay orders 2-3 weeks. Prices and terms subject to change without notice.



**FIG. 8—A CONVENTIONAL POWER SUPPLY provides +5 and +12 volts DC. Note that IC16 can be turned off, thus disabling the talk circuit, if the input labeled CPC goes high. That happens under MCU control.**



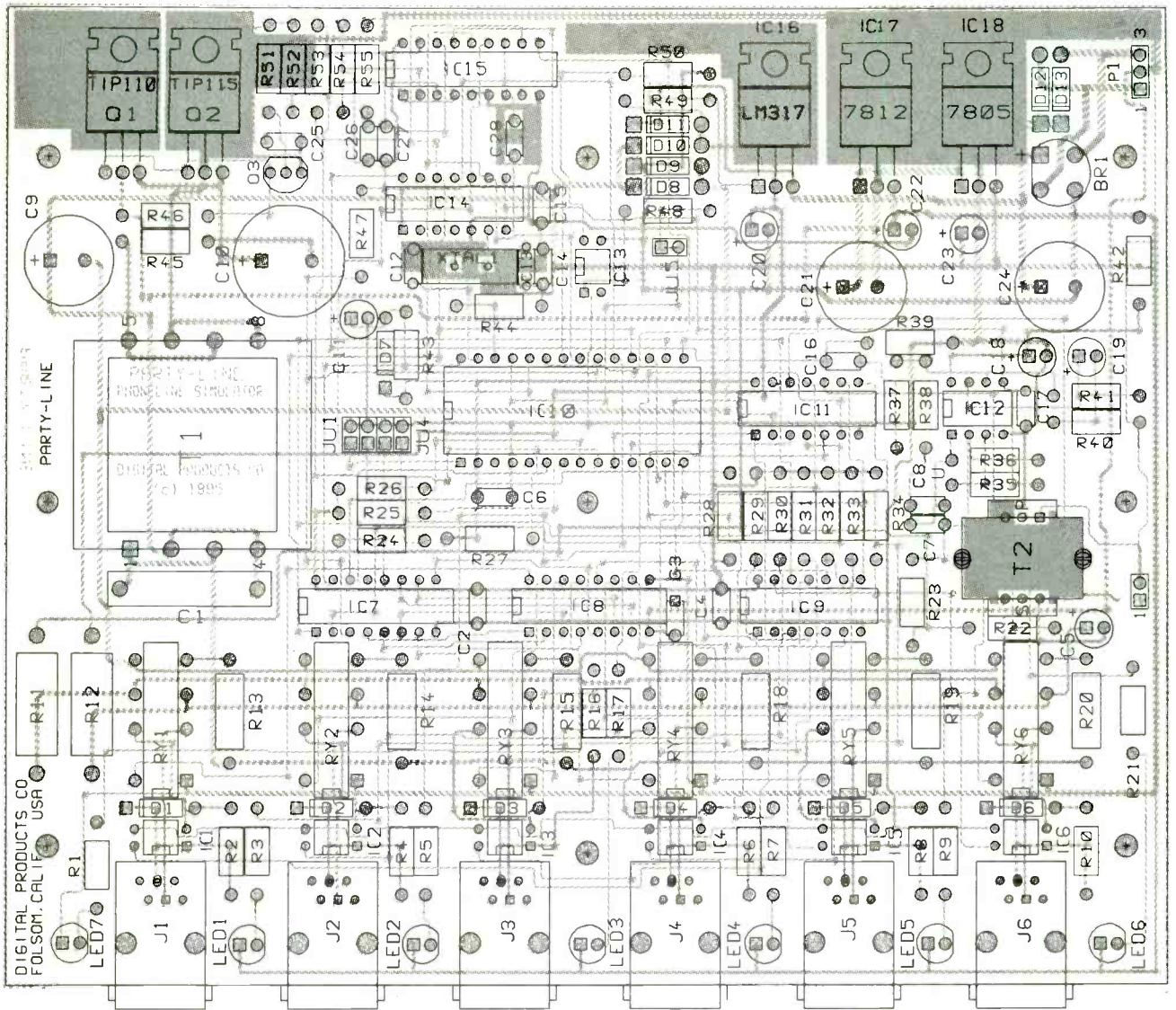


FIG. 9—PARTS PLACEMENT DIAGRAM: Mount all parts as shown here.

### Call progress tones

The phone company considers sounds such as dial tone, busy, and ringing to be comfort tones that are present only to confirm the progress of the telephone call. Although foreign countries use similar tones, they often vary slightly from those heard in the U.S. Telton's M-991 Call Progress Tone Generator (IC14) generates Party Line's call-progress tones. Table 9 lists several of the four-bit codes that the M-991 responds to. Some tones consist of a single, simple tone; others consists of several frequencies mixed together.

The M-991 makes generating the tones easy, but knowing when to generate them requires

some intelligence. For example, busy tone signals must be gated on and off on a periodic basis. The MCU disables the IC when necessary by setting the chip-enable line (pin 13) of IC14 high. Because the four-bit codes are latched at the falling edge of  $\overline{CE}$ , the MCU's RC0-RC3 lines can be freed immediately for use by the DTMF receiver or relay control. Party Line's task-based software handles all those time-sensitive operations.

### CID filtering

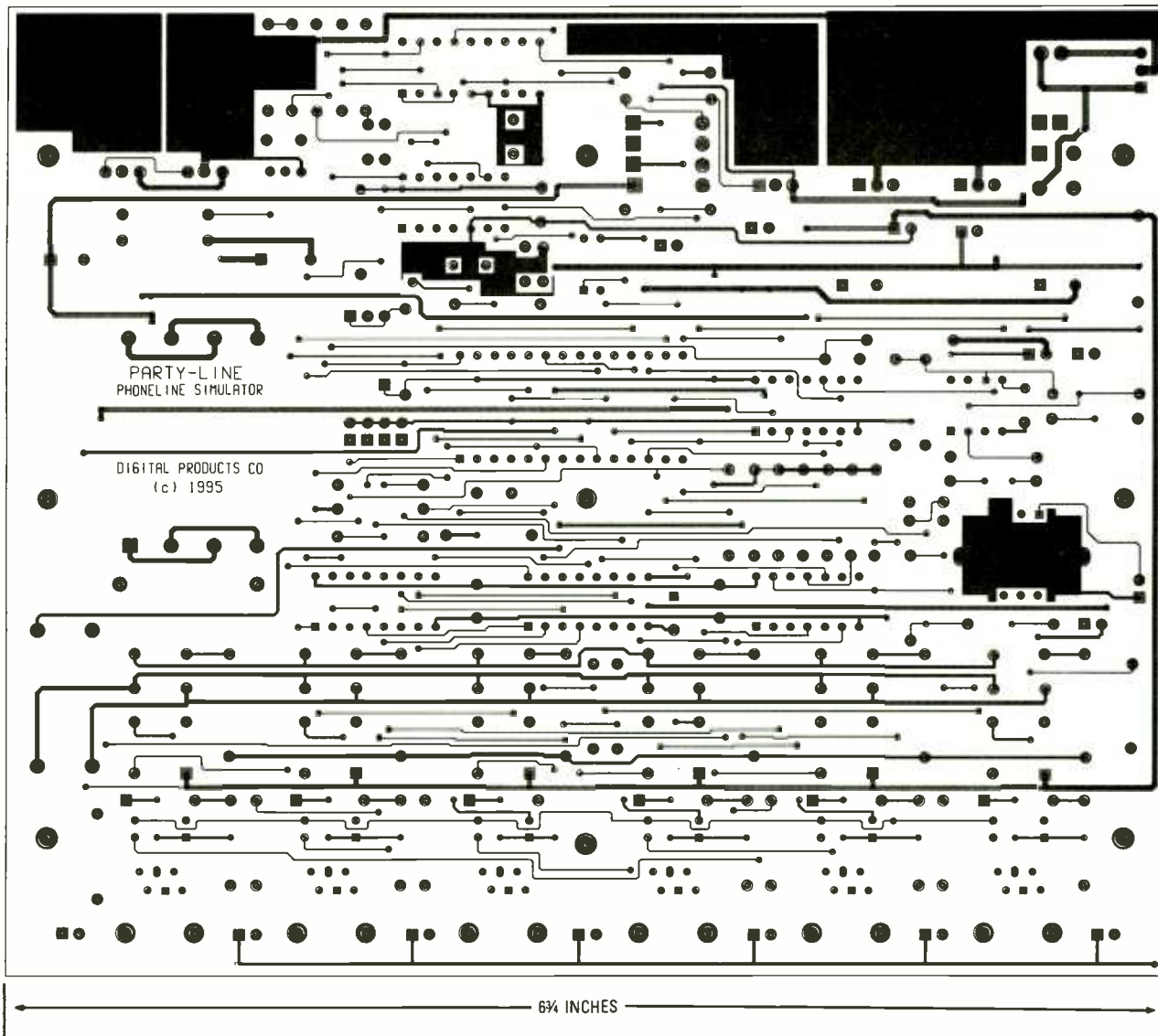
The MCU-generated CID information initially appears in squarewave format, which is unacceptable as a Caller-ID signal. Hence it must be converted to a sine wave; doing so is the

job of active filter IC12-a. The op-amp is configured as a simple low-pass filter, with a roll-off frequency slightly higher than the highest frequency we need to send.

Although the filtered tones are not true sine waves—they look more like shark fins—they are quite acceptable to most Caller-ID products, which by design must be tolerant of signal anomalies, since in actual operation all phone lines introduce some noise and distortion.

### Power supply

The power-supply schematic appears in Fig. 8. It contains three sections: two fixed-voltage 78xx regulators for powering the digital and analog circuits,



PARTY LINE ARTWORK CIRCUIT-BOARD COMPONENT-SIDE.

and a variable regulator that creates the DC talk-circuit voltage.

The power supply centers around a 28-volt center-tapped transformer driving a full-wave bridge rectifier. Capacitor C21 provides bulk filtering of the raw DC, which is then applied to the 5- and 12-volt regulators, (IC18 and IC17, respectively).

The circuit requires only a few hundred milliamperes of current, so either ½-A or 1-A (78xx) regulators can be used. Because they are series-pass regulators, they run warm. You must use a heatsink on IC17 and IC18.

The phone line's DC power (+Talk and -Talk) is provided by an LM317 (IC16). Unlike 78xx

regulators, the output of the LM317 varies depending on the values of resistors R49 and R50. The chosen resistor values set the output to about 28 volts DC. The following formula determines the output voltage:

$$V_{OUT} = 1.25 \times (1 + R50/R49) + (0.000055 \times R50)$$

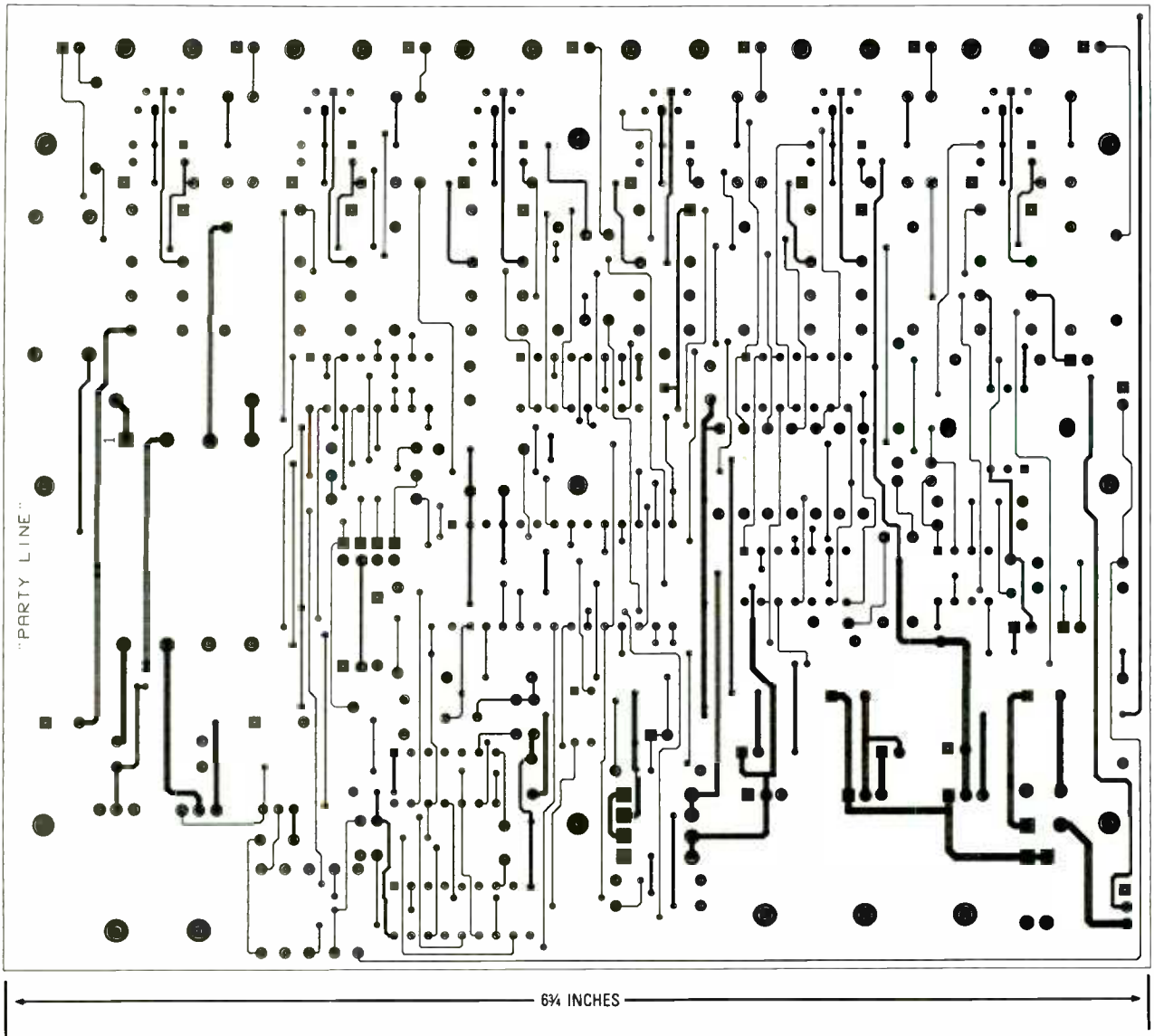
In our case,  $V_{OUT}$  works out to about 28.4 volts. Although most phone lines use a 48-volt talk voltage, our 28-volt supply is more than adequate. It should work correctly with all standard telephone equipment.

Notice that the regulator's ADJ terminal connects to optoisolator IC13. The latter may be used to shut off the voltage regulator during a CPC (calling

party control) pulse. The purpose of a CPC pulse is to help disconnect some telephone equipment. When a CPC pulse occurs, the phone voltage is interrupted for a few hundred milliseconds after the phone call ends. That interruption causes devices such as answering machines to disconnect immediately.

MCU port RC7 controls the CPC pulse. That port is normally low. To generate CPC, RC7 goes high for 500 milliseconds. That turns on optoisolator IC13, which shuts down voltage regulator IC16, leaving the talk circuit with a 1.2-volt bias condition, and that's low enough to simulate the CPC condition.





**SOLDER SIDE PC-BOARD ARTWORK.**

The CPC feature can be disabled by removing JU5, but it is unlikely that you would ever need to do so. (Actually, JU5 exists as a trace between two pads on the PC board.)

**Construction notes**

Due to circuit complexity, circuit sensitivity, and number of components, we recommend use of a PC board. Figure 9 shows the parts layout diagram. Party Line is a fun project to assemble, but it's not for beginners. If you don't have experience with CMOS ICs and circuit-board assembly, please practice on some simpler and easier circuits before attempting the project.

**TABLE 10—CONFIGURATION SETTINGS**

Jumper	Function	On	Off
JU1	Call block (*67)	Disabled	Enabled
JU2	Distinctive ring	Disabled	Enabled
JU3	CID name delivery	Disabled	Enabled
JU4	Caller ID	Disabled	Enabled
JU5	CPC	Enabled	Disabled

Use a 25–47-watt soldering iron; a temperature-controlled iron (set at 700–800°) works best. Do not use a soldering gun. Use only 60/40 rosin core solder. If you purchase a circuit board from the listed source, don't clean it, as it has a special tin-plate coating that prevents oxidation.

We recommend that you do

not substitute parts. Use the components shown in the Parts List, and only substitute those that you know are exact replacements. Capacitor voltage ratings are minimum recommended values; you can safely use units with higher voltage ratings. Use care in handling the ICs. They are CMOS devices that are sensitive to elec-

TABLE 11—SETTING TIME

Step	Description	Legal Values
1.	Enter time set command (#*)	#*
2.	Enter month (MM)	01-12
3.	Enter day (DD)	01-31
4.	Enter hour (hh)	00-23
5.	Enter minutes (mm)	00-59
6.	Enter exit command (*)	*

trostatic discharge, and can be damaged through mishandling.

Transformer T1 is a split-bobbin type with dual primaries and secondaries. This transformer is available from sources such as Microtran, Magnetek, Signal Transformer, and PREM Magnetics. Use of a standard power transformer is not recommended.

Transformer T3 can be either a wall- or chassis-mount type. Note that a 24-volt, center-tapped transformer will not operate Party Line correctly. If you use a chassis-mount device for T3, be sure to install a ½A fuse in the AC primary for protection. Although a power switch is not necessary, you can add an SPST toggle switch in series with T3's primary if desired. Be sure to thoroughly insulate any exposed high voltage wires! Also, do not apply power until all wiring has been inspected carefully.

Install the MCU (IC10) in a socket. Sockets for the other ICs are optional.

Transistors Q1 and Q2, as well as the three voltage regulators (IC16-IC18), should be anchored to the PC board with 4-40 machine screws and nuts. Install heatsinks on regulators IC18 (7812) and IC18 (7805). For best results, use a small amount of thermal grease (heatsink compound) with the regulators. Both IC17 and IC18 run warm.

Relays RY1-RY6 must be sensitive-coil types, and must not draw more than 20 milliamperes at 12-volts DC. Do not use a standard-coil relay.

Install a 4 × 2 pin, 0.1-inch male header block in the JU1-JU4 position. The PC board has a trace for JU5, the CPC control line. You can install a jumper block there if desired as well.

After assembly, be sure to trim any long component leads, and clean the solder flux off the board.

Mount the circuit board on short standoffs in an enclosure of your choice. If you are using a chassis-mounted transformer for T3, be sure to insulate it from the conductive surfaces of your cabinet! To avoid hum on the talk line, position T3 a minimum of two inches from T1 and T2.

#### Last steps

Table 10 outlines the settings for the four configuration jumpers (five counting JU5). To disable a function, simply remove the jumper. The only other step is to set time and date; Table 11 details the procedure. In brief, use a telephone at any station to enter the following: # \* MM DD hh mm \*. If you have successfully entered the time, you will receive a standard dial tone after pressing the final key. Incorrect time settings will result in a busy signal.

To test your Party Line, make a final check of the circuit board. Ensure that all parts are mounted with the correct orientation, and look for shorts, opens, and solder bridges on the PC board. Also, check the primary wiring to the power transformer.

You'll need two telephones to test the Party Line. Plug one phone into Station 1, and take the receiver off the hook. You should hear a dial tone, and the corresponding LED should light. Repeat the test for the remaining stations. Then plug in the other phone, and use one phone to call the other. Check that each station can dial out, and that each station can receive calls. Last, test the Distinctive Ring and Caller ID functions. Ω

## VIDEO NEWS

*continued from page 6*

video-game hardware—are also working hard to produce games for personal computers.

## Surf the Internet by TV

Long before HDTV—even this year—TV sets will take on more and more of the attributes of computers, just as many manufacturers are offering computers with TV boards. Sega and Philips have both developed add-ons to their video-game players that will provide Internet access for game-playing.

Thomson Consumer Electronics, the manufacturer of RCA TV sets, recently showed a prototype of a TV set that could be offered in the next two years. Using a standard 35-inch TV tube, the set has a built-in six-disc CD-ROM changer, a wireless QWERTY-type keyboard, 16 megabytes of memory, and a modem for Internet access. It's definitely not a computer—who needs a spreadsheet on the 35-inch TV in the living room? However, the manufacturer notes that CD-ROMs and Internet sites are increasingly offering entertainment that might be more appropriate for a family gathered around the TV than for an individual peering into a 14-inch computer screen. The company says that its TV sets are designed to offer all kinds of electronic entertainment, including those considered to be the province of computers. The company's picture-tube division is expected to start making tubes with finer pitch specifically for TV access to such computer functions. The higher-resolution tubes eventually will be necessary for HDTV images, as well.

An added note: In Japan, JVC is now offering a 16:9 widescreen-ratio TV set that can display TV and computer images simultaneously, presumably side-by-side. The 30-inch set uses signal-processing ICs to display interlaced and non-interlaced images at the same time. JVC predicts that in two years half of the widescreen TVs it sells will be directly computer compatible.



# The Four-Year Electronics Degree Program That Really Hits Home!

## Bring The Technology Home With A Bachelor Of Electronics Engineering Degree. No Hassles. No High Cost!



*Now's the time to prepare for a profitable career.*

### We've lowered the cost of higher education.

It's true! You can earn a four-year Bachelor of Electronics Engineering Technology degree today ... and prepare yourself for a high-paying electronics career ... without quitting your job or ever leaving your home. Because World College, an affiliate of the Cleveland Institute of Electronics, offers you the total flexibility of independent study programs proven effective for people like you who truly want to succeed! World College independent study lessons help you build valuable skills

**Mail/Fax Today  
or Call  
1-800-696-7532**

step-by-step, and expert instructors are personally available to you with a toll-free call. What a way to earn an education!

### A world of opportunity.

Where is your career headed? With a four-year bachelor's degree from World College, you call the shots, choosing from incredible, high-paying opportunities in electronics, telecommunications, computer, electrical power, and many other growing fields

World College gives you the skills, the knowledge, the power to take advantage of your best opportunity in electronics. And you can do it all at your own pace!

### Without leaving home.

World College continually works to provide its students with the most advanced education tools. From the latest equipment and reference books to breakthrough computer-simulated experiments, students are exposed to the latest technological advancements.

All the equipment, parts, and software you need are included in your affordable tuition, including more than 300 hands-on lab experiments you can complete in your home.

### Choose your own pace.

Earn your bachelor's degree on your time — and at your pace — because you pay tuition to World College only as you complete the upper-level semesters close to graduation. The faster you make it through, the less you pay. So you have an incentive to make your future happen quickly — yet the freedom to choose your own pace!

Send today for your FREE course catalog — and give yourself that future you've always wanted — with an electronics degree education from World College.



*Take charge of your future in electronics.*

### Four Powerful Reasons To Connect With World College Today:

1. Earn your four-year degree!
2. Self-paced training!
3. Independent study in your home!
4. Expert instruction!

## Give Me The Power!

Send me a FREE World College course catalog today!



(Please Print Neatly)

Name \_\_\_\_\_

Address \_\_\_\_\_

City \_\_\_\_\_

State, Zip \_\_\_\_\_

Phone ( ) \_\_\_\_\_

Age \_\_\_\_\_

**For faster service, call  
1-800-696-7532,  
or call  
1-804-464-4600.**

**Or fax this coupon to  
1-804-464-3687.**



Lake Shores Plaza  
5193 Drive, Suite 113  
Virginia Beach, VA 23455-2500



Affiliated with  
Cleveland Institute of Electronics

WAE29

# ATTENTION DEALERS

BUY DIRECT FROM  
THE WHOLESALE

**GET THE BEST PRICES AND SERVICE**

ALL UNITS ARE IN STOCK FOR IMMEDIATE SHIPMENT

## DESCRAMBLERS

	QTY 10	QTY 20	QTY 50+
STEALTH-1000-P.....	\$48	\$45	CALL
TVT-3 GOLD.....	\$41	\$38	CALL
TNT-3.....	\$45	\$42	CALL
STEALTH 80-P.....	\$54	\$49	CALL
M-80.....	\$64	\$58	CALL
PIO+.....	\$68	\$58	CALL

## NOVAVISIONS

	QTY 10	QTY 20	QTY 50+
NV-5600.....	\$249	\$239	CALL
NV-5700.....	\$229	\$219	CALL
NV-5800.....	\$229	\$219	CALL
NV-5750.....	\$319	\$299	CALL

## NEW CONVERTERS

	QTY 10	QTY 20	QTY 50+
CENTURY CT-3000.....	\$64	\$60	CALL
SA-8511.....	\$75	\$65	CALL

## BOSS COMBOS

	QTY 10	QTY 20	QTY 50+
BOSS 1.....	\$225	\$205	CALL
BOSS 2.....	\$235	\$215	CALL
BOSS 3.....	\$245	\$225	CALL

**REFURBISHED CONVERTERS**

**REGAL • SA • PANASONIC**

**CALL FOR THIS MONTH'S SPECIALS**

**1-800-808-3356**

**DIRECT CABLE SUPPLY**

Rt. 6 Plaza Mall #290, Honesdale, PA 18341. 30 day money back guarantee. All shipping and handling at customers expense. Anyone implying theft of cable service will be denied sale. NO PA SALES.

CIRCLE 332 ON FREE INFORMATION CARD

www.americanradiohistory.com



# Electronic SHOPPER

## PUT YOUR PC TO WORK!

### THIS IS THE MACHINE YOU'VE BEEN WAITING FOR!

Imagine using your computer to turn 3D CAD drawings into actual working parts! Machine and drill printed circuits directly from blank material. Fabricate intricate mechanical components from raw plastic or aluminum. Route wood to make signs or "digitally" carve three dimensional art objects AND MORE! Sound interesting? You bet it is and with your creativity the sky's the limit! The NEURACTOR CNC-4+,5,6,& 7 Desktop Manufacturing Systems may be just the edge you need! Utilizing patent pending technology the NEURACTOR CNC kits provide you with machining resolution of .001". All mechanical components are pre-fabricated, pre-machined, plated and painted. The CNC-4+ machines




**MICRO MACHINING**

an area approximately 18"x18"x4.6" and includes four 83'oz/in CY-MOTORS. The CNC-5,6, & 7 (appx. 42"x42"x4.6", 66"x42"x4.6" and 66"x66"x4.6" respectively) include four 125 oz/in CY-MOTORS. Interface card, 5 amp power supply, 10 pitch steel lead screws, 4 proprietary Slide Block actuator mechanisms, 4 aluminum linear actuator channels, polished steel guide-rods, toolholder bracket, hardware, etc., are included with each unit. (You provide Dremel(tm) Tool or flex-shaft router and work surface.) It's a complete kit! All you do is put it together, calibrate it and TURN IT LOOSE! IF THAT'S NOT EXCITING ENOUGH, WE'RE THROWING IN A FREE, FULL-FEATURED 3D CAD/CAM SOFTWARE PACKAGE WITH EACH UNIT! CNC-4+ is \$695 + 29.95 S/H, CNC-5 is \$895 + 69.95 S/H, CNC-6 is \$995 + 79.95 S/H, CNC-7 is \$1195 + \$89.95 S/H. We also have MICRO-DRILLS, FLEX-SHAFTS, MILLS, ETCHERS, CHEMICALS, BLANK BOARDS, ETC. CNC units sold in USA and Canada only, no exports! At these prices, demand is high so please allow 4 weeks minimum for delivery. CALL NOW!

### IMAGINE THE POWER!


WITH FREE 3D CAD SOFTWARE!

starting at **\$695!**



**HUGE! UP TO 6 x 6 FEET!**

U.S. CYBERLAB, 14786 Slate Gap Rd., West Fork, AR 72774 (501) 839-8293



## CABLE TV Universal Descrambler

### NEW PRODUCT



### **MODEL 5000 Fully Assembled \$199.95**

Our fully assembled product is tested and *Guaranteed* to work on your system. We will also include an AC adaptor and complete hookup instructions. This unique product will be available for a limited time only!

### **4000 And 5000 Features**

- The latest in Video Amplification Technology.
- New clocking circuits to stabilize color and picture performance.
- The most advanced picture locking circuitry.
- Inverted Video Option is available.
- Connects easily to your VCR.
- NO converter box is necessary.

*The Halcyon Group*  
**1-800-664-6999**

### **Model 4000 Kit \$79.95**

The 4000 KIT comes with electronic components and Cad designed PC board. We provide schematic, parts list, wiring diagram, tutorial guide, and FREE in-house support.

### **Model 4000A Enc. Pack \$44.95**

The 4000A Enclosure Pack provides the hobbyist, a custom enclosure, AC adaptor and finish accessories to give your kit the professional look.

Anyone implying theft of cable service will be denied assistance.



# BRIGAR ELECTRONICS

7-9 ALICE ST. BINGHAMTON, NY 13904  
PHONE (607) 723-3111 FAX (607) 723-5202



IMMEDIATE SHIPMENT  
FROM STOCK


FAX OR MAIL FOR  
FREE CATALOGUE

MasterCard and Visa  
accepted



SAVE MONEY  
MINIMUM ORDER—\$30.00  
ALL ORDERS ARE F.O.B. BINGHAMTON  
(CUSTOMER PAYS FREIGHT)

## SOLDER TAIL - LOW PROFILE IC SOCKETS




PART #	PINS	PACKAGED	MFG	PRICE
2-643533-1	8	52/TUBE	AMP	7¢
2-640357-3	14	30/TUBE	AMP	9¢
DIPS20P2T	20	24/TUBE	Seaelectro	10¢
DILB22P-11T	22	20/TUBE	BURNDY	10¢
70624-11	24	15/TUBE	SCANBE	14¢
304006-G4	40	32/TRAY	NATSUKO	15¢
2-640379-3	40	10/TUBE	AMP	15¢

SOCKETS SOLD IN FULL TUBES ONLY.

**AUTOMATIC LIGHT SWITCH**  
TURNS LIGHTS ON & OFF AUTOMATICALLY

## ULTRASONIC LIGHT SWITCH LITRONIC - ULTRALIGHT

VOLTAGE: 120 VAC 50/60HZ  
MIN LOAD: 80 WATT 120VAC  
MAX LOAD: 1000W 120VAC  
SENSOR COVERAGE: 250 SQ. FT.  
WITH 180' DETECTION FIELD  
LITRONIC WALL SWITCH IS AN ATTRACTIVE  
LIGHT SWITCH REPLACEMENT THAT INSTALLS  
IN PLACE OF EXISTING WALL SWITCH TO TURN  
LIGHTING ON WHEN A PERSON ENTERS A ROOM  
AND OFF WHEN THE SPACE IS VACATED.



SAVE 30 TO 60%  
ON UTILITIES

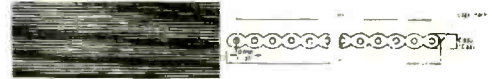
PRICE.... \$12.95  
5 FOR \$60.00

## GRAY FLAT RIBBON CABLE #YP3301



50 COND. 28 AWG (7/36)  
.010" THICK PVC INSUL.  
300V - 105°C - AWM STYLE 2651  
MIL-C-49055/1-13A - UL APPROVED  
.060 COND. SPACING - BLACK POLARITY  
STRIPE. WILL TERMINATE TO ANY  
STANDARD IDC CONNECTOR - 2.5" WIDE

EXTRUDED GRAY  
STYLE 2651 (105°C, 300V)



BRAND NEW FACTORY BOXED.  
ORIGINAL PRICE \$360.00  
300 FT. REEL ..... \$89.00

## AIR CYLINDER

1-1/8" BORE  
1" STROKE



Sheffer Double acting  
Ports 1/8 NPT \$ 9.95  
Retracted length 7-5/8"  
Rod 5/16", 5/16-24 thread, with clevis  
Force exerted approx 1.15 of air pressure  
Nose end bore block mount  
Back end has shock absorber 5/16-18 stud

## Irradiated Polyolefin Shrinkable Tubing

SHRINKAGE RATIO 2:1 (50% Shrinkage)



SHRINK TUBE FP301  
MFG: 3M (POLYOLEFIN)  
GREY 3/4" 200 ft. per reel  
sale price \$49.95/reel



## LEDS

RED LED'S T 1-3/4  
5MM LEDS DIFFUSED  
100 PCS. for \$10.00  
500 PCS. for \$40.00  
1000 PCS. for \$60.00

## DC FANS

### DC Fans SPECIAL PURCHASE

Canon #CF120-T302N3D  
12 VDC 410ma 5 BLADE  
SIZE: 4 11/16" SQ. X 1 1/2"  
THICK. 8" WIRE LEADS.  
PLASTIC HOUSED-PLASTIC IMP-  
ELLER. WEIGHT 1/2 LBS.  
BRAND NEW-FACTORY BOXED.  
BRIGAR SALE PRICE \$7.95 ea.





**COMING SOON!**  
<http://www.cit.com/>

**CIRCUIT SPECIALISTS INC.**

**Check Out What We Have To Offer:**

**680MB TAPE BACKUP**

**INCLUDES**

- Internal Tape 700 Drive
- Complete Documentation
- Cables and Mounting Hardware
- Easy-to-Use DOS & Windows Software
- Uses QIC-3010 (3M3000XL \$34.90)

**Only \$119**



**Teac Tape 700 \$119**

**MULTI-FUNCTION DIGITAL & ANALOG I/O MULTI-LAB PACKAGE**

The ACL-711S is a low cost, but fully integrated package designed for applications of general lab and industrial automation. It contains:

- **8 Single-Ended A/D Inputs**
  - Resolution: 12 bits
  - Input Range: -5V to +5V
  - Trigger Mode: Software trigger only
- **One Analog Output (D/A)**
  - Resolution: 12 bits
  - Output Range: 0 to +5V or 0 to +10V
- **16 Digital Inputs**



- **16 Digital Outputs**
- **ACLD-711S** Wiring terminal board (furnished with ACL-711S)
- **Utility Software Disk** Driver routines for BASIC and Quick-BASIC, demo and example programs

**ACL-711S \$199**

**24-BIT COLOR FLATBED SCANNER**

- High-Speed 3-Pass Scanner
- Long Lasting Cold Cathode Technology (10,000Hrs)
- Up to 2400x2400dpi (300x600 hardware)
- Intelligent LCD Panel
- TWIN Compliant
- Includes: PhotoStacker, WordLinx OCR & Media-House Multimedia Document Manager Software
- Includes SCSI Interface Card



**A6ADF** Optional 50pg Doc Feeder

**\$359**

**A6TK** Optional Transparency Kit

**\$259**

**DIGITAL PANEL METERS**

- 200mV Full Scale Input Sensitivity
- Single 9 Volt DC Operation
- Decimal Point Selectable
- Auto Polarity Indication
- High Input Impedance (>100M ohm)



**AS LOW AS \$5.25 EACH**


CAT NO	DESCRIPTION	PRICE EACH				
		1	10	25	100	250
PM-128	3-1/2 Digit LCD Panel Meter	\$ 9.90	\$ 7.09	\$ 6.40	\$ 5.86	\$ 5.25
PM-129	3-1/2 Digit LED Panel Meter	11.49	9.54	8.67	7.95	6.95
PM-328	4-1/2 Digit LCD Panel Meter	19.88	16.40	14.90	13.66	11.93

This very easy to use tool is a "must have" if you need to straighten the pins on your IC's. Made from anti-static material, this tool is suitable for IC's from 8 to 20 pins (narrow side) and 24-48 pins (wide side). A grounding terminal is also built-in to the tool allowing for easy grounding when using this tool at a fixed location.



CAT NO	PRICE EACH		
	1	10	100
ICS-01	\$7.18	\$6.44	\$4.89

**PC218902 (AT-BUS)**



- Board Length: 13-1/8" (333mm)
- Board Width: 4-5/16" (110mm)
- Double Sided, 3-Hole Solder Pads and Power Buses
- Space Reserved for: Header, 32x2, 0.1" Spacing and Pin Grid Array

CAT NO	PRICE EACH	
	1	5
PC218902	\$25.66	\$20.25


**PC218904 (AT-BUS)**



- Board Length: 13-1/8" (333mm)
- Board Width: 4-5/16" (110mm)
- Double Sided, Pad-Per-Hole and Power Buses
- Space Reserved for: 1 D-Type Connector, 25-pin

CAT NO	PRICE EACH	
	1	5
PC218904	\$25.42	\$20.06

**PC218903 (XT-BUS)**



- Board Length: 13-1/8" (333mm)
- Board Width: 4-5/16" (110mm)
- Double Sided, Pad-Per-Hole and Power Buses
- Space Reserved for 1 D-Type Connector, 25-Pin

CAT NO	PRICE EACH	
	1	5
PC218903	\$23.51	\$18.63


**PC232904 (Multi-BUS)**



- Board Length: 12" (305mm)
- Board Width: 6-3/4" (171mm)
- Double Sided, Pad-Per-Hole and Power Buses
- Space Reserved for 1 Header, 100x2, 0.1" Spacing

CAT NO	PRICE EACH		
	1	10	5
PC232904	\$38.40	\$29.80	


**PC207905 (STD-BUS)**



- Board Length: 6-1/2" (165mm)
- Board Width: 4-7/16" (113mm)
- Double Sided, 3-hole Solder Pads, Ground Plane and Power Bus
- Space Reserved for 1 Header, 34x3, 0.1" Spacing

CAT NO	PRICE EACH	
	1	5
PC207905	\$13.66	\$11.25

**PC412902 (VME-BUS)**



- Board Length: 6-5/16" (160mm)
- Board Width: 3-15/16" (100mm)
- Single Sided, Pad-Per-Hole and Power Buses
- Space Reserved for 1 D-Type Connector, 25-Pin

CAT NO	PRICE EACH	
	1	5
PC412902	\$7.06	\$6.00

**RECEIVE OUR LATEST 132 PAGE CATALOG!**

It's chock full of all types of electronic equipment and supplies. We've got I.C.'s, capacitors, resistors, pots, inductors, test equipment, breadboarding supplies, PC supplies, industrial computers, data acquisition products, personal computers and computer parts, plus much, much more. FAX us your name and address or call 800-811-5203, ext. 5, to leave a message on our catalog request line.



**CIRCUIT SPECIALISTS, SINCE 1971**

**800-811-5203**  
**602-464-2485**  
**602-464-5824(FAX)**

**WE ACCEPT:**






# DIGITAL STORAGE OSCILLOSCOPE

WITH  
SPECTRUM  
ANALYZER,  
DVM, FREQ.  
COUNTER,  
AND DATA  
LOGGER.

**\$189.**

**O-SCOPE  
MODULES  
CONVERT PC'S  
INTO  
MULTIPURPOSE  
TEST AND  
MEASURING  
INSTRUMENTS.**



## FEATURES:

- ◆ SMALL & PORTABLE
- ◆ USES PRINTER PORT
- ◆ USES STD. PROBES
- ◆ DC TO 50 KHZ
- ◆ 10v/div. TO 50 mv/div.
- ◆ MADE IN U.S.A.
- ◆ SAME DAY SHIPPING

## OPTIONS:

- ◆ PROBE SETS
- ◆ EXTERNAL TRIGGER
- ◆ DUAL TRACE
- ◆ X-Y PHASE DISPLAY
- ◆ EXTENDED BANDWIDTH
- ◆ EXTENDED INPUT RANGE
- ◆ BATTERY PACK

INCLUDES SOFTWARE & INSTRUCTIONS.


ASSEMBLED AND TESTED..... \$169.  
ENHANCED SOFTWARE..... \$ 20.  
KIT (WITHOUT CASE)..... \$129.  
SHIPPING: \$7.50 (2ND DAY \$11.50)

TO ORDER: SEND CREDIT CARD INFO., M.O., or CHECK, OR  
YOU MAY CALL **1-800-980-9806**

## ALLISON TECHNOLOGY CORPORATION

8343 CARVEL, HOUSTON, TX. 77036 U.S.A.  
PHONE: 1-713-777-0401 FAX: 1-713-777-4746  
BBS: 1-713-777-4753

# Flat Panels Served Here



House Specialty - Monochrome LCD Kit \$249

### Lo Earth LCD Restaurants Menu

<i>Appetizers</i> (Controllers for PC ISA Bus)	
Earth LCD/M Monochrome LCD Controller	\$149
EarthVision/ISA Color LCD Controller	\$299
<i>Entrées</i> (Include LCD, ISA Controller, Cable & Backlite Inverter)	
Monochrome 9.4"	\$249
Color Single Scan 8.2"	\$450
Color Dual Scan 9.4"	\$749
Color 9.4 TFT	\$995
<i>À la Carte</i> (LCD Only)	
Mono 9.4" LCD	\$95
Color 8.2" Single Scan	\$125
Color 9.4 Dual Scan	\$399

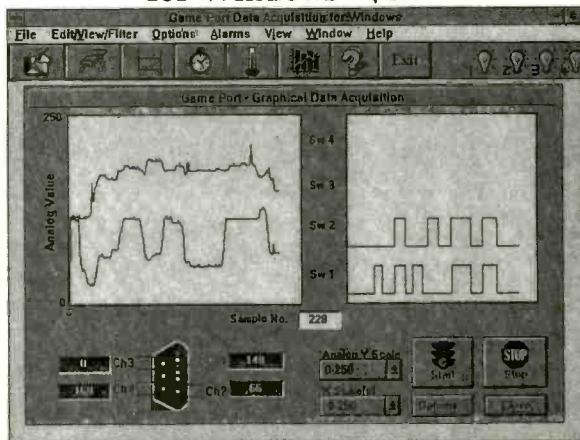


**EARTH**  
Computer Technologies

"The Flat Panel Solutions Company"

P.O. Box 7089 - Laguna Niguel - California - 92607  
Ph: (714) 448-9368 - Fax: (714) 448-9316  
Email: lcd\_king@ix.netcom.com

# Complete Low Cost Data Acquisition System for Windows - \$67




- 8 channel recording (4 analog & 4 switch monitoring channels).
- Record up to 5000 data points per channel per recording.
- Real-time graphical displays of data acquisition e.g. analog & temperature.
- No analog to digital hardware required, uses the PC game (joystick) port.
- Selectable sample rates (from minute range to 20 hertz), option for user defined hi- and low- alarms.
- Software calibration features allow calibration of sensors and joystick port.
- Save data in ASCII & BMP formats, supports OLE with EXCEL.
- Built in spreadsheet, ASCII data editor & graph plotting windows.
- Includes extensive documentation, plus examples of PC data acquisition projects (circuits & component suppliers) e.g. temperature, light, voltage, position sensing & switch sensing. For most hardware interfaces little more is required than a resistor to link a voltage or sensor to the joystick port.
- Visual Basic code can be purchased.

Purchase Price \$69 + Shipping and Handling \$6 (USA) or \$7.50 (Canada)  
Phone for further information. Ph. (805) 499 7990  
Measurement Software, 2238 Adrian St., Newbury Park, CA 91320, USA



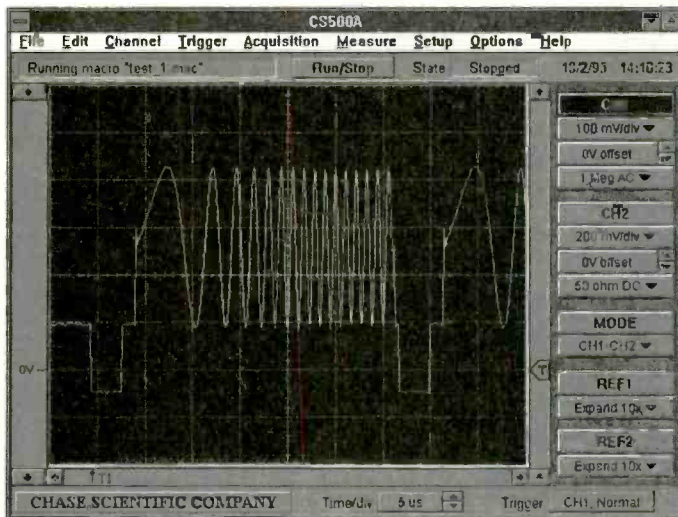
# CHASE SCIENTIFIC COMPANY



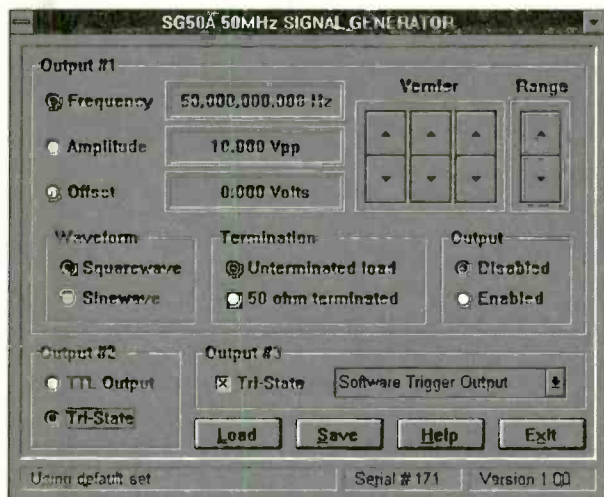
INNOVATORS IN VIRTUAL INSTRUMENTS

WINTER 1995-96, CATALOG NO. 3

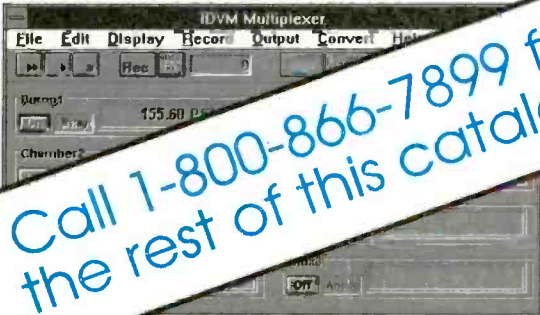
Our NEW 500 Megasample/sec PC-Based Digital Storage Oscilloscope offers wider bandwidths (>200 MHz), better triggering (10 levels of intelligent programmability), and MORE MEMORY than any other scope board (up to 8 MEG/ch). - See pg. 3.



This low cost synthesized Sine and Square wave generator produces signals from 0V to 10Vpp over a frequency range of 0.01 Hz to 50 MHz. Be sure to use our fax-on-demand for specifications that are not in this catalog. - See page 7.



Starting at \$239, this 5.5 digit Parallel Port Voltmeter is more powerful than others costing 10x. For slightly more you get 48 input channels, perfect for those thermocouple projects. - See page 2



Call 1-800-866-7899 for the rest of this catalog.

## NEW 400 Ms/s PC-BASED Arbitrary Waveform Generator Targeted for 2nd Qtr. 1996

With a 100MHz bandwidth, this is one of the fastest and finest Arbitrary Waveform Generators around. If you

can't simulate your waveforms with this product, it probably can't be done. Of course at \$995, there isn't much competition. Why is it so cheap you ask? The answer isn't hard to figure out. We're not charging you for power supplies, cases, knobs, microprocessors, monitors, and Fortune 500 overhead.

## CONTENTS

- 1 48 Input 5.5 Digit Voltmeter Works Via Parallel Port
- 2 High Performance 500 Ms/s, 200MHz PC Oscilloscope
- 3 Low Cost 20 - 60 MHz PC-Based Oscilloscopes
- 4 PC-based 400 MHz Arbitrary Waveform Generator
- 5 PC-Based Logic Analyzer
- 6 Low Cost 50 MHz PC-Based Signal Generator
- 7 Desktop Temperature Chamber works via Serial Port
- 8 PC-Based Power Supplies
- 9 SuperProbes™ (8-18 input word/pattern recognizers)
- 10 Complete Fax-on-Demand System for PC (we use it!)
- 11 The ULTIMATE Windows™ Calculator (57+ different calculators in one)

February 1996, Electronics Now

**FOR PHONE IN ORDERS ONLY CALL 1-800-866-7899**  
 We Honor Mastercard, VISA, Money Orders, Personal/Company Checks, and COD.

**FOR COMPLETE SPECS Call our Fax-Back Service at 408-464-2584.  
 TO DOWNLOAD DEMO Software call our BBS at 408-475-6654.**

FOR Technical Questions call 408-464-2584, fax 408-479-8572, or send Email to ChaseSci@aol.com, or 74634.1211@compuserve.com, or Write to Chase Scientific, 7960-B Soquel Drive, Suite 191, Aptos, CA 95003

CIRCLE 314 ON FREE INFORMATION CARD

# CELLULAR EQUIPMENT

## ESN RECC DECODER kit

An affordable alternative. Decodes audio level signal, must be used in conjunction with a scanner. Call or fax for specifications.

.....\$445

## TEST MODE Software

Works with a wide variety of phones. Repairs phones, activates certain features, etc.

.....Call

# Cellular Masters, Corp.

## 805-652-0654

567 W. Channel Islands Blvd. #188, Port Hueneme, CA 93041

Tired of Paying Rent  
To Your Cable Company?

**WHY RENT WHEN  
YOU CAN OWN?**

**TAKE  
CONTROL  
OF YOUR  
TV!!!**



**IT'S LEGAL!  
Cable TV Converters  
& Remotes**

**CALL TODAY!!!  
1-800-228-2677**

Mon. thru Fri. / 8 am - 8 pm  
Saturday / 9 am - 2 pm



P.O. Box 1282 • Beloit, WI 53511

**BOSS**  
DISTRIBUTORS

- Over 5 Yrs. Experience
- Excellent Customer Service
- Prompt Delivery Anywhere
- Tell Your Friends About Us
- Call Today For Our LATEST SPECIALS!


**\$449<sup>95</sup>**

## Device Programmers

**\$139<sup>95</sup>**

48 PIN  
ZIF

Connects to standard  
PC parallel printer port




9<sup>1</sup>/<sub>2</sub> x 5<sup>3</sup>/<sub>4</sub> x 1<sup>1</sup>/<sub>4</sub>

**EMP-20**

- Easy to use software, on-line help, full screen editor
- **Fast Programming (EMP-20)**  
27C010A, 23 seconds  
28C020, 34 seconds  
27C040, 95 seconds
- **Made in USA**
- 1 Year Warranty
- Technical Support by phone
- 30 day Money Back Guarantee
- FREE software upgrades available via BBS
- Demo SW via **BBS (EM20DEMO.EXE) (PB10DEMO.EXE)**
- **E(e)proms** 2716 - 8 megabit, 16 bit 27210-27240, 27C400 & 27C800,
- **Flash** 28F256-28F020, (29C256-29C010 (EMP-20 only))
- **Micros** 8741A, 42A, 42AH, 48, 49, 48H, 49H, 55, 87C51, 87C51FX, 87C751, 752
- **GAL, PLD** from NS, Lattice, AMD-16V8, 20V8, 22V10 (EMP-20 only)

### PB-10 Internal Card for PC



2 ft. Cable

40 PIN  
ZIF

**FOR MORE INFORMATION CALL**

4630 Beloit Drive, Suite 20  
Sacramento, CA 95838  
(Monday-Friday, 8 am-5 pm PST)

**NEEDHAM'S ELECTRONICS, INC.**



C.O.D.



**(916) 924-8037**

**BBS 916-924-8094**

**FAX 916-924-8065**

CIRCLE 257 ON FREE INFORMATION CARD



**"Get the skills you need at a price you can afford!"**

# Earn up to \$45 an hour or more as a skilled Computer Programmer.

Cash in on the explosion of opportunities. Start your new career or even open a business of your own as a highly-paid computer programmer.

**C**omputer programmers today can almost write their own ticket to financial well-being and job satisfaction. Only Foley-Belsaw's unique in-home training programs can give you the skills you need at a price you can afford.

You'll learn the three hot computer languages — QBasic, C and Visual Basic. You'll even work with the hot new C++. With this easy-to-learn knowledge, you'll write your first QBasic program by the end of the first SkillPak of lessons. Soon you'll be programming sound and graphics, and even learning how to program for the Windows environment — the most popular application program today.

## It's easy to cash in!


Look at some of the things professional computer programmers do. "Wrote a C program to clean up a WordPerfect file; edited the resulting file as data errors were found." This work would take a trained programmer less than five hours to complete, and they could make over \$200 for the work. That's money you could be making — and soon — with training from the Foley-Belsaw Institute of Computer Programming.

## Everything is included!

We provide you with all the materials you'll need to become a professional computer programmer. You'll receive 37 lessons, designed for you by the Foley-Belsaw Professional Programmer Staff. Other valuable materials include a *Programmer's Handbook*, *Programmer's Examples* on two 3.5 inch disks, *Programmer's Flowchart Template*, and a booklet, *Selecting the Right Computer*.

Other schools force you to buy a complete computer package as part of their training program. At Foley-Belsaw we understand that your needs as a programmer may not fit into a "one size fits all" approach. Why should you pay hundreds of dollars for a computer system that you may not need?

We'll tell you what you need to know so that when you're ready to buy your own computer, you can get the machine that fits your needs at the lowest possible price. That's the Foley-Belsaw way.



## Get the free facts today.

Whether you want to change careers, have a profitable part-time job or start your own business, Foley-Belsaw Institute's new computer programming course is the first step. A profitable future in computer programming can be yours. Call or write today for a fact-filled information kit including a free copy of *Computer Programming — A Profitable Career In Your Spare Time*. See how easy it is to begin a money-making career as a sought-after computer programmer. Our free full-color information kit outlines the steps of the computer programming course and shows you everything you will receive as part of your training.



Mail this coupon or call today  
Toll Free 1-800-487-2100!

Your free opportunity kit will be rushed to you!

If coupon is missing, write to: Foley-Belsaw Company, 6301 Equitable Road, Kansas City, MO 64120

Call or complete & return this coupon to: Foley-Belsaw Institute, 6301 Equitable Road, Kansas City, MO 64120

**YES!** Rush me a free information kit on Computer Programming right away. Dept. 35150

Other career courses

- Locksmithing, Dept. 12740
- Small Engine Repair, Dept. 52624
- Saw & Tool Sharpening, Dept. 21568
- VCR Repair, , Dept. 62428
- Computer Repair, Dept. 64325
- TV/Satellite Dish Repair, Dept. 31202
- Gunsmithing, Dept. 92229
- Woodworking, Dept. 43503
- Upholstery, Dept. 81172
- Vinyl Repair, Dept. 71107



I understand that there is ABSOLUTELY NO OBLIGATION and NO SALESMAN WILL CALL

Name \_\_\_\_\_

Address \_\_\_\_\_

City \_\_\_\_\_ State \_\_\_\_\_ Zip \_\_\_\_\_

CIRCLE 331 ON FREE INFORMATION CARD

www.americanradiohistory.com



# TOP SECRET

**CONSUMERTRONICS**  
2011 Crescent Dr., P.O. Drawer 537  
Alamogordo, NM 88310

**Voice: (505) 439-1776, 439-8551**  
8AM - 7PM MST, Mon - Sat

**Fax: (505) 434-0234, 434-1778** (orders only, if you get voice, enter #11 #11 any time), 24-hr

**Free Tech Support** (relates directly to your order or prospective order): Tues. & Thurs. only.

**10% Off on orders \$100+**, **15% Off over \$200+**  
Add \$5 total SH (US, Canada). All items in stock.

**VISA, MCard OK.** No CODs or bill me's. New Catalog (200+ offers) \$2 w/order, \$5 w/b (check or MO).

**NO dealers.** Since 1971. As seen on CBS "60 Minutes", "Forbes", etc. By John Williams - former Lockheed Senior Engineer, NMSU CS Professor, DOD Electronic Weapons Engineer, NIH Health Physicist.

**Wanted:** 5 MAC Htz, PC 486 (or better), peripherals, new surplus electronic parts, test equipment - buy, trade.

**All software supports all IBM-PC compatible x86 systems (8086 - Pentium)**

## Off-The-Shelf HARDWARE

Van Eck Systems • Data Card Reader/Writers • ATM3 • RFEM/Wave/Radar/Ultrasonic/IR/Light/Sound Detectors/Receivers/Amplifiers/Jammers/Blasters • Security/Surveillance • EM Lab/Weapons/Countermeasures • Neurophonic/Alife/Hieronymus/Resonant Crystal Radionics • Voice Disguisers • ESS Infinity Devices • Phone Color Boxes • DTMF Decoders • Lineman's Handsets • Bug/Tap Detector/Blaster • Bumper Beeper/Child Finder • Panic Button • Carjack/Kidnap Follower • Hidden Presence Detectors • Hearing Assistor • Shriek Module • TENS • Subliminal Mixer/Amplifier • Vortex Generator • 6th Sense Communicator • Noise Cancel System • Electronic Dowsing • Laser • Levitator - more! See our New Catalog!

## SPECIAL PROJECTS

We design/build/obtain/repair/modify/maintain/consult on any device/system/process/project - electronic/computer/mechanical/optical (ex: phone/auto/security/radionic/lab/energy/HV/EM/RF/Radar/ultrasonic/IR/UV/commo/consumer) for business/personal/invention needs. Describe & include \$30 pre-engineering fee (no obligation). Time & cost estimates 7-10 days. Confidentiality guaranteed.

## CELLPHONE MODS

See our Catalog for our infamous cellphone modification guide (\$69) - detailed, comprehensive, covers all makes - 10 times more info than competitor's "guide". (Do Special Projects above) to get up-to-date hardware/software.

## VOICE MAIL HACKING

How Voice Mail Box (VMB) systems are used and the specific ways they are hacked, includes ASPEN, MES-SAGE CENTER, BIX, GENESIS, EZ, SYDNEY, PHONE MAIL, AUDIX, CINDY, CENTAGRAM, SPERRY LINK, RSYSP, etc. Absolutely required for all users, sysops and security personnel! \$29.

## PBX HACKING

1,000s of PBXs are hacked to the tune of \$1Millions/yr! While "VOICE MAIL HACKING" details how VMSs are hacked for "phun" and profit - including VMS methods for hacking PBXs themselves - "PBX HACKING" addresses ALL issues relating to PBX hacking, including countermeasures! Can your business or agency afford a \$90,000 phone fraud loss (the average loss due to hacked PBXs)? As described in Forbes Magazine. \$29

## PHREAKING CALLER ID & ANI

Details on how they work and dozens of effective ways of defeating Caller ID, ANI, \*69, \*57, and Call Blocking and \*67. Also describes Caller ID, Orange, Belge, Cheese and CF Boxes, ESS, SST, E-911, various CLASS services, CNA, NON PUB DA, CAMA, DNR, 800-ECR, Diverters, Extenders, Centrax - more. \$29.

## Beyond PHONE COLOR BOXES

Dozens phone color boxes described - many circuits. Plus Call Forwarding, Conferencing, Phreak History, Glossary, Diverters, Extenders, Loops, REMOBS, Bridging Heads & Cans, Oplocom, 3rd Party and many other non-box methods - more. \$39.

## ROBOFONE AUTODIALER

Powerful, versatile, menu-driven "Wargames" autodialer lets you dial any quantity (up to 10K) or mix of local/long distance numbers in any order, over any length of time, whether busy or answered (your choice) and log the times, commands and results to monitor, printer and/or disk. Quick-dial directory of up to 600 numbers, BUSY redial options. Direct modern command and control. All Result Codes, including VOICE and RINGING. Optional shell to terminal program upon CONNECT. Exit to menu or DOS (for batching). Manual + Disk\* \$29.

## Be an ORDER of the MAGNITUDE

The most comprehensive, hard-hitting, hi-tech survival book ever written! Topics include electronics, computers, energy, weapons, concealment, revenge, alarms, etc. to survive today's dangerous world. We all face increasingly financially and physically brutal times! Field-expedient use of technology in various threat and conflict environments and scenarios. \$49.

**Sold for educational purposes only**

## COMPUTER PHREAKING

Described in detail how Computers penetrate each other, and how VIRUSES, TROJAN HORSES, WORMS, etc. are implemented. Dozens of computer crime and abuse methods and countermeasures. Includes disk filled with hacker text files and utilities, and the legendary FLUSHOT+ protection system (Ed. Chendo, PC Magazine). BBS advice, password defeats, glossary - much more! Manual + Disks\* \$39.

## The HACKER FILES

Compilation of 100s of the best articles written (in ASCII) by top hackers & phreakers. Covers every major topic in hackerdom! 4 HD Disks\* \$59.

## Beyond VAN ECK PHREAKING

Eavesdropping on TV and computer video signals using an ordinary TV described in detail. Includes security industry reports. Range up to 1 KM. Plans include both the Consumertronics and the original Top Secret Van Eck designs! \$29.

## STOPPING POWER METERS

As reported on CBS "60 Minutes": How certain devices can slow down - even stop - wall-hour meters - while loads draw full power! Device simply plugs into one outlet and normal loads into other outlets. Also describes meter creep, overload droop, etc. Plans \$29.

**I.O. MANUAL:** External magnetic ways (applied to the meter itself) to slow down and stop wall-hour meters while drawing full loads. Plans. \$19. **KW-HR METERS:** How wall-hour meters work, calibration, error modes (many), ANSI Standards, etc. Demand and Polyphase Meters. Experimental results to slow and stop meters by others. \$19. Any 2. \$38. All 3. \$59.

## AUTOMATIC TELLER MACHINES

ATM crimes, abuses, vulnerabilities and defeats a posed! 100+ methods detailed, include: Physical, Reg. E, cipher, PIN compromise, card countering, magnetic stripe, false front, TEMPEST, Van Eck, tapping, spoofing, inside job, super-cool, vibration, pulse, high-voltage - others. Case histories, law, countermeasures, detailed security checklist, labeled internal photos, figures. ATMs contain up to \$250,000 in cash! Recent \$350,000 ATM crime spree still unsolved! \$39.

## CREDIT CARD SCAMS

Cardholders, merchants, banks suffer \$ Billions in losses annually because of credit card fraud. Describes every known means of credit card fraud and scams. Protect yourself! \$29.

## CONS, SCAMS & SWINDLES

Cons & scams and related swindles fleece Americans of \$100+ Billion per year! The most comprehensive survival manual on cons & scams of all kinds - from the classic to hi-tech. Details on 100s and many variations. And countermeasures. Protect yourself! \$39.

## STEALTH TECHNOLOGY

Police radar is fascinating! It also has error rates of 10-20%! Every known error mode - stealth method and material used to minimize radar reflections - tactic and strategy to flight unjust radar tickets (that cost you \$100s in insurance and risk cancellation) - methods to detect and jam signals - fully described! \$29.

## SECRET & SURVIVAL RADIO

Optimum survival and security radio equipment, methods, freq allocations and voice/data scrambling/encoding. Includes small receivers/transmitters, telemetry, antenna optimizations, remote monitoring and control, security, surveillance, and ultrasonic, fiber-optic and infrared commo. 70+ circuit plans, tables. \$29.

## HIGH VOLTAGE DEVICES

HV devices plans: Stun Gun, Taser, Prod, Cana, Blaster, Flasher, Zapper, Audio/Radar/Jammer, Fire Charger, Plasma & Van de Graaff Guns, Jacob's Ladder, Geiger Counter, Ozone Gun, Fish Stunner, Plant Stim., Kirlian, more! All plans for only \$29.

## UNDER ATTACK!

Electromagnetic Interference and Electronic Weapon Attacks Cause: Cancer, birth defects, and profound psychological, neurological, cardiovascular and immune system disorders! Destructive to people, animals, plants, equipment! Includes ACTUAL CASES of EM ATTACKS (we investigated)! Includes how to verify and pinpoint EM and electronic attack sources, and effective countermeasures. \$29. **EM BRAINBLASTER:** Tutorial and plans for powerful ELECTROMAGNETIC WEAPONS and LAB DEVICES. Optimum circuits, freqs, waveforms, duty cycles, intensities. Thorough. \$29. Both \$49.

## RADIONICS MANUAL

Exciting electrical, electronic, electromagnetic therapeutic, diagnostic & preventive devices (mostly experimental). History, descriptions, plans (dozens), availabilities of Radionics Devices from early to modern. While drops cost \$100s, electricity costs pennies! \$29. **HEALTHY REELES:** Plans for 3 radio electronic therapeutic devices of types approved by FDA. \$18. Both \$39.

## CRYPTANALYSIS TECHNIQUES

Five powerful menu-driven crypto programs (in CUM and BAS source code) to analyze, decrypt "secure" ciphertexts. Worked-out examples. Recommended by prestigious "Computers & Security." Manual+Disk\* \$29.

## ROCKET'S RED GLARE

How to design and build solid-propellant amateur and survival rockets. Emphasis on formulation, manufacture, installation of propellants, motors, igniters, etc. Includes list of commonly available materials, and the design/launch aids and test beds and their electronics. \$29.

## FIREWORKS

How firecrackers (M-80s, blockbusters, cherry bombs), small rockets, volcanos, fountains, sparklers and safety fuses are made and colored. Simple, cheap, common ingredients. \$9. Both \$36.

## ULTIMATE SUCCESS MANUAL

Underpaid, overworked, harassed & abused? Victim of office politics? Stuck in a dead-end job? Can't find a good job? Expect to be laid off, fired or transferred soon? The ultimate no-holds-barred, looking-after-#1 Machiavellian techniques to find, obtain, optimize and keep top jobs, pay and benefits. The Rules of the Game for a Game without Rules! From resume to CEO. \$29.

## VIDEO-AUDIO Modulator

### switchable FM/AM Audio

Application for: all TV-STANDARDS (NTSC-SECAM-PAL)

CATV-Modulator, Computer, TV-Transmitter & Video-Generator, Video security systems etc.

RF power out SAW MAR-1 AMP 15 dB gain

40 MHz to 10GHz 20 dBm

75 ohm

IV P/P VIDEO input

video pos/neg modulation

to prescaler

Audio carrier 4...7MHz

15uH 45pF

RF out balun 4:1

VIDEO/AUDIO Modulator #5670 SMD small outline

to prescaler

Vs 12V

1 turn

Audio input for FM mod. 3...33pF (450 to 900MHz)

tune 0...28V

please fax for samples or load down with MODEM the 2page DATASHEETS(PCX) (english) 1 file (800KB) self decompression set 8NI(ANSI)







pricelist-samples 10pcs incl. DATASheets and postage US\$ 60.00 please pay per CHECK also the DATASheets available from the BBS

**PICOTRONIC communication**  
Zollamstr. 48  
67663 Kaiserslautern  
GERMANY

FAX ++ 49 631 29579  
BBS ++ 49 631 21048  
Tel ++ 49 631 29187

# CONTROL MEASURE INPUT

RELAYS • LIGHTS • MOTORS  
TEMPERATURE • PRESSURE • LIGHT LEVELS • HUMIDITY  
SWITCH POSITIONS • THERMOSTATS • LIQUID LEVELS

<b>MODEL 30</b> ..... \$79  <ul style="list-style-type: none"> <li>• PLUGS INTO PC BUS</li> <li>• 24 LINES DIGITAL I/O</li> <li>• 8 CHANNEL</li> <li>• 8 BIT A/D/DI</li> <li>• 12 BIT COUNTER</li> <li>• UP TO 14K SMP/SEC</li> </ul>	<b>MODEL 45</b> ..... \$189  <ul style="list-style-type: none"> <li>• RS-232 INTERFACE</li> <li>• 3 DIGITAL I/O</li> <li>• 8 ANALOG INPUTS</li> <li>• 2 ANALOG OUTPUTS</li> <li>• 2 COUNTERS-24 BIT</li> </ul>
<b>MODEL 100</b> ..... \$279  <ul style="list-style-type: none"> <li>• 12 BIT 100 KHZ A/D</li> <li>• 4 ANALOG OUTPUTS</li> <li>• 3 TIMER COUNTERS</li> <li>• 24 DIGITAL I/O</li> </ul>	<b>MODEL 150-02</b> .... \$179  <ul style="list-style-type: none"> <li>• RS-232 INTERFACE</li> <li>• TRMS, 20 AMPS</li> <li>• 12 BIT A/D</li> <li>• OPTO-ISOLATED</li> <li>• COMPLETE DMM</li> </ul>
<b>MODEL 40</b> ..... \$99  <ul style="list-style-type: none"> <li>• RS-232 INTERFACE</li> <li>• 28 LINES DIGITAL I/O</li> <li>• 3 ANALOG INPUTS</li> <li>• PWM OUTPUT</li> </ul>	<b>MODEL 70</b> ..... \$239  <ul style="list-style-type: none"> <li>• RS-232 INTERFACE</li> <li>• 18 BIT A/D</li> <li>• 5.5 DIGIT</li> <li>• UP TO 60 SMP/SEC</li> </ul>

## Prairie Digital, Inc.

PHONE 608-643-8599 • FAX 608-643-6754  
846 SEVENTEENTH STREET • PRAIRIE DU SAC, WISCONSIN 53578

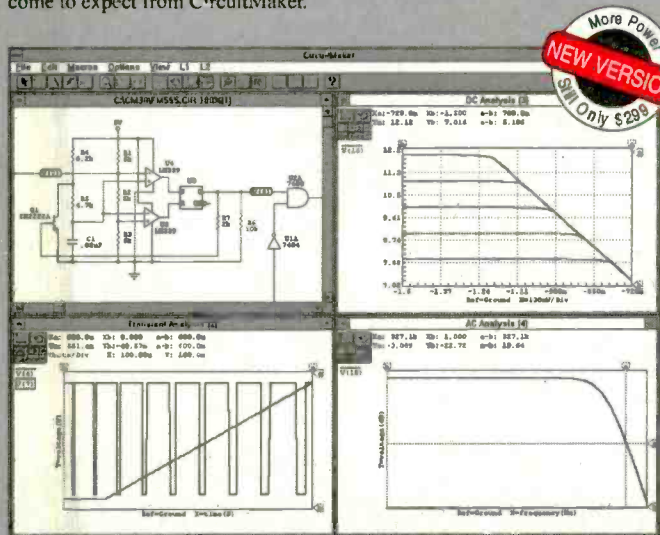


# CircuitMaker®

The Complete, Low Cost, Circuit Design System

## Professional Schematic Layout

CircuitMaker's schematic capabilities are unmatched and include many advanced editing features not found in similar programs. These powerful features minimize the time and task associated with drawing a schematic and insure a professional looking final product. Printout and export options are numerous and results are of the highest quality. But that's what people have come to expect from CircuitMaker.



More Power  
NEW VERSION  
Only \$299

## Analog, Digital and Mixed-Mode Simulation

CircuitMaker's SPICE3 based analog simulation is fast and accurate. SPICE sub circuits for all base level digital devices provides advanced mixed-mode simulation capability. Digital simulation is live and highly interactive. This powerful simulation trio is tightly integrated into one package and will confirm your circuit designs with accuracy and ease.

## Comprehensive Device Library

Version 3 features a state-of-the-art device browser which greatly simplifies the task of organizing and selecting devices. With its newly expanded device library, CircuitMaker now ships with more devices (at no additional cost) than any competing product. If you need a device that isn't provided, CircuitMaker provides industry standard SPICE import and a powerful Macro capability to enable you to create new devices. CircuitMaker provides you with the tools to get the job done right.

Professional Schematic Capture  
Digital, Analog, and Mixed-Mode Simulation  
1000+ Devices/Models  
SPICE Export/Import  
PCB Export  
Retail Price

CircuitMaker	YES	YES	YES	YES	YES	YES	\$299
Electronics Workbench version 4	YES	NO	YES	NO	NO	NO	\$299
Electronics Workbench Engineer's Pack	YES	NO	YES	YES	YES	YES	\$599

**"CircuitMaker Shorts The Competition Out, With An Unbeatable Bottom-Line"**

## Total Customer Satisfaction

At MicroCode Engineering we are committed to total customer satisfaction. When you purchase CircuitMaker you have the confidence of knowing that a trained staff of professionals is available to serve you after the sale. Our free unlimited customer service is second to none! Whether you have general or technical questions they will be answered promptly by a knowledgeable representative.

## FREE Functional Demo


A free functional demo is available on the Internet (<http://www.microcode.com>), on CompuServe (GO MICROCODE) and on America Online (keyword search: CircuitMaker). A demo can be purchased directly from MicroCode Eng. for \$10.

## Printed Circuit Board Netlist Output

The PCB output capability helps you complete the design cycle, by generating a netlist that can be imported into any compatible PCB program. This is not a costly "add-on" product. It comes standard with every copy of CircuitMaker.

## PCB Program

MicroCode Engineering also offers a CircuitMaker compatible, professional level, PCB layout and autorouting program for just \$299. Used in conjunction with CircuitMaker, Autotrax completes a powerful end-to-end circuit design system. Call for details.



**MicroCode Engineering**  
573 W. 1830 N. Suite 4  
Crem, UT 84057 USA  
Phone (801) 226-4470  
FAX (801) 226-6532

To order or request additional information call 800-419-4242

Competitive upgrades are available for \$149. Call for details. CircuitMaker is a registered trademark of MicroCode Engineering. All other trademarks are the property of their owners.







**"QUALITY IS OUR CAPITAL CONCERN."**

**Complete On Site  
Electrical Engineering Lab**

- PRODUCT ENGINEERING
- FIRMWARE DEVELOPMENT

- REVERSE ENGINEERING
- RF CIRCUIT DESIGN & MANUFACTURING

• MICRO CONTROLLER & EPROM HARDWARE & SOFTWARE DEVELOPMENT

From Auto-Routing to CNC Routing to Electronic Assemblies...  
**Capital Electronics is Your Best Route For Printed Circuit Boards.**

**DESIGN/LAYOUT**

- CAD LAYOUT SERVICES
- COMPATIBLE WITH ALMOST ALL CAD SYSTEMS
- FROM SCHEMATICS OR SAMPLE PCB'S
- PHOTOPLOTTING SERVICES
- 28,800 BAUDE MODEM

**PRINTED CIRCUIT BOARDS**

- SINGLE & DOUBLE SIDED
- MULTI-LAYER & FLEXIBLE PCB'S
- FROM QUICK TURN PROTOTYPES TO SCHEDULED PRODUCTION RUNS
- FINE LINES, SMT
- ELECTRICAL TESTING
- PRECIOUS METAL PLATING

**ASSEMBLY SERVICES**

- FAST TURN BOARD STUFFING
- WIRE HARNESSES
- WAVE SOLDERING
- ACQUISITION OF PARTS
- FINAL TESTING
- TURNKEY SERVICES
- CUSTOM ENCLOSURES

**For Quick & Competitive Pricing or More Information,  
Please Call Us Today!**

852 Foster Avenue • Bensenville, IL 60106

**(708) 350-9510**

Fax (708) 350-9760 • Modem (708) 350-9761

**Internet Access:**

For Automated Info Response:  
INFO@capital-elec.com

E-Mail: Quote@capital-elec.com

Web Access: <http://www.capital-elec.com>

CIRCLE 334 ON FREE INFORMATION CARD

**DATA ACQUISITION  
and Control Hardware for PC's**

ANA100 Analog I/O ..... \$ 99




- 8 Channel 8-Bit
- 0 to 5 Volt Input
- 14 TTL I/O Lines
- Analog Output
- 400KHz Sampling

DIG100 Digital I/O ..... \$ 39



- 8255 PPI
- 24 or 48 TTL I/O Lines option
- Selectable Base Address

ANA150 Analog/Counter... \$ 89



- 8 Channel 8-Bit
- 0 to 5 Volt input
- 3 16-Bit Counters
- 400KHz Sampling

DIG200 Counter I/O ..... \$ 79




- 3 16-Bit Counters
- 8 TTL Input lines
- 8 TTL Output lines
- Selectable Clock Frequency Input

ANA200 Analog I/O ..... \$ 79



- 1 Channel 12-Bit
- 0 to 5 Volt input optional bi-polar
- 100KHz / 300KHz Sampling rate
- 24 TTL I/O lines

ANA201 Analog ..... \$ 129



- 8 Channel 12-Bit
- x1, x5, x10, x50 Programmable Channel gain
- 100KHz/300KHz Sampling rate

**Engineering Software - PC/MSDOS**

Easy-PC Professional XM - Integrated Electronics CAE System, Combines Schematic Capture, Simulation, and PCB Design in one package.... \$ 349

PC-SCOPE - Digital Storage Oscilloscope, 1, 2, 4, or 8 Channel Capture and Display of Data. Works with ANA100, ANA150, and ANA201 Boards..... \$ 39

More Hardware and Software items  
Ask for our current catalog


We accept MasterCard/Visa Orders

**BSOFT Software, Inc.**

PHONE 614-491-0832 \* FAX 614-497-9971  
444 COLTON ROAD \* COLUMBUS, OHIO \* 43207

**8085 MICROPROCESSOR  
TRAINING & CONTROL  
SYSTEM**

Are you interested in Single Board Computers and Microprocessor-based control systems? If the answer is yes and you want to know more about these fascinating subjects the PRIMER Trainer is the place to start. The PRIMER teaches more and is easier to use than other comparably priced trainers. Enter a program into RAM, run it, and then burn it into EPROM with the optional EPROM Programmer. The over 100 page Self Instruction manual takes you from binary number systems to processing interrupts. At the end of the manual are working examples of using a photocell, a temperature sensor, making a waveform generator, a programmable timer with alarm, writing to LCDs, scanning keypads, and controlling the speed of a motor. The PRIMER comes with everything you need to start programming in machine language. Continue on to program in Assembler, Forth or BASIC with optional upgrade and software. Upgrade includes: RS232 serial port, a serial cable, 32K of battery backed RAM and Assembler/Terminal software. Picture shown with upgrade option (\$49.95) and optional heavy-duty keypad (\$29.95) installed.



THE PRIMER IS ONLY \$119.95 IN KIT FORM. THE PRIMER ASSEMBLED & TESTED IS \$169.95. RECEIVE ONE FREE POWER SUPPLY WHEN YOU MENTION THIS AD. PLEASE ADD \$5.00 FOR SHIPPING WITHIN THE U.S.

1985-1995  
10  
YEAR  
ANNIVERSARY

**ENAC, inc.**

618-529-4525 Fax 457-0110 BBS 529-5708  
P.O. BOX 2042, CARBONDALE, IL 62902



# BLACK FEATHER ELECTRONICS

## VIDEO CLARIFIER

**ELIMINATES ADVERSE EFFECTS OF VIDEO COPY. GUARDS!**

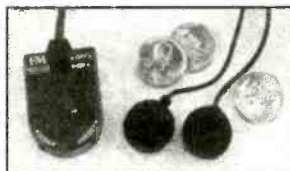


State-of-the-art circuitry restores original (master) quality to all video tapes. Allows for flawless viewing of all pre-recorded video's whether rented, purchased or produced at home (even copy-protected tapes), for your personal home use. Unique auto Sync Boost feature eliminates horizontal instability and restores tapes to broadcast quality. Noise Reduction Circuit filters out the "snow" and other annoying interference. Compatible with all VCRs and T.V.s. Includes AC adapter.

CAT #VC-1 **\$59.95** each

## ULTRA-MINI FM RADIO

**WOW! SOUNDS GREAT!**




Fit an entire orchestra in the palm of your hand and still have room for the concert tickets with this Mini FM Radio that has an incredible sound. Features on/off button, seek button and reset button. Includes battery. If this isn't the world's smallest, it's close to it. But the sharp, clear sound that comes out will make you think you have a jam box. Black.

CAT #FM-1 **\$19.95** each

## 3 1/2 DIGIT PANEL METER

This meter has many useful applications such as Voltmeter, Thermometer, Db Meter, Watt Meter, Current Meter, Capacitance Meter, Lux Meter and LCR




Meter. Features include: 200mV full scale input sensitivity, single 9VDC operation and decimal point selectable. In addition, it has 13mm figure height, automatic polarity indication, guaranteed zero reading for 0 volt input and high input impedance (>100M ohms). Specifications: Max input 199.9mV DC-Max. Display: 1999 counts (3-1/2 digits). Measuring method: Dual slope integration A-D converter system, plus many other features.

CAT #PM-1 **\$9.95** each

## STEPPER MOTOR CONTROLLER KIT

This kit allows you to adjust the speed and direction of a stepper motor. You can move the motor in one step increments or rotate it at a constant speed. There are a set of visual indicators that show the sequence of motor. Includes stepper motor, pc board, parts and instructions.



(19Vdc power source not included)

CAT #SMK-1 **\$25.00** each

## LASER POINTER

### 5mW LASER POINTER!

Make a point with your laser pointer. Pointers are the most effective way to demonstrate your drawings, schematics, presentation, and charts. Just press and point! The beam shoots out across the room and puts a red dot on the wall up to 350 feet away. Operates on 2AAA batteries (included). Wt. 2.3oz, wavelength 670nm/5mW output. Measures: 5" diameter x 5.75" L




CAT #LP-1 **\$39.99** each

## TALKING MEMO RECORDER

**TALKING MEMO RECORDER / KEY CHAIN**

Records and plays messages up to 16 seconds (i.e. parking spaces, things to do, etc.) 16 seconds is a long time to dictate! Measures 3" x 1.25". Battery operated (included).



CAT #TM-1 **\$19.95** each

## FM WIRELESS MIKE KIT

**POWERFUL** 2 stage, wireless mike kit transmits over 5 mile (up to 1 Km in the open) Tunable to the upper part of FM broadcast band. Circuit does require the ability to "tweak" RF circuits by stretching or compressing coils. With mike and 9V battery clip. Operates from 6-12V DC. 2.75" x .625" x .5" WT .06



CAT #FM-32 **\$10.95** each

## 9V DC FM TRANSMITTER KIT

**POWERFUL** FM transmitter. Transmits over 100 meters in building and over 500 meters outside using 25 or .5 wavelength of wire. Transmits to the upper part of FM broadcast band (100-108MHz). Circuit requires the ability to "tweak" RF circuits. Operates on 9V DC. 1.75" x .75" x .375 WT .05



CAT #FM-18 **\$9.95** each

## CAMCORDER VIDEO TAPES

**HI-8 120 MINUTE VIDEO CASSETTE TAPES (used)**

They were recorded on once and played only a few times. Made by a major brand name manufacturer. Professional series metal tapes. Includes plastic jewel box.



NOTE: Other tapes available.  
CAT #CT-1 **\$3.00** each  
10 or more - **2.80** each

## EMERGENCY LIGHT

**THE AMAZING EMERGENCY LIGHT!**

Never ever needs batteries! This waterproof unit is powered by pumping the handle-this action moves a flywheel which activates a dynamo. The dynamo produces a DC voltage and current that powers the light. Great for the car, home and boat. Never be without a light when the power goes out due to earthquakes, floods or other disasters. Operates when completely submerged in water. The dynamo can be stripped out for experimentation.




CAT # EL-1 **\$9.95** each

## TELEPHONE TRANSMITTER KIT

**JUST LIFT THE HANDSET!**


Phone line powered and activated when handset is lifted. Uses phone wires for antenna. Transmits over short distance (100ft) to the lower part of FM broadcast band (90-95MHz). Circuit does not require the ability to "tweak" RF circuits. WT .06



CAT #FM-16 **\$9.95** each

## STROBE KIT

This kit allows you to vary the rate of strobe flashes 60 to 120 flashes per minute. Operating voltage is adjustable depending on how you wire the kit. It will work on 4.5, 6 and 12 VDC. Includes pc board, parts and instructions.



CAT #SLK-1 **\$7.50** each



Electronic Components, Supplies, Parts & Kits

645 Temple Avenue #7 ▲ Long Beach ▲ CA 90814  
Local Phone Number (310) 434-5641  
Hours: Monday - Friday 9 a.m. to 5 p.m. (Pacific Time)

California residence must include sales tax by county: 7.25 or 7.5 or 7.75 or 8.25 or 8.5  
Check, Money Order, VISA or MasterCard.  
Shipping in USA > \$4.00  
NO C.O.D.S. - Do not send cash.

PLEASE NOTE...We Are Not Responsible For Printing Errors. Quantities Are Limited. Prices Are Subject to Change Without Notice. Some Pictures May Vary From the Actual Item. Store Prices May Vary from Catalog Prices. Quantity Pricing is Subject to Freight Considerations


**CALL TOLL FREE! 1-800-526-3717**

CIRCLE 281 ON FREE INFORMATION CARD

Make your projects  
speak for themselves...  
Ours do!

### DIGITAL VOICE RECORDERS

- Record up to 218 seconds
- 1 to 8 messages
- High quality speech 12 bit
- Switch-closure actuation
- Sample rates up to 20Khz
- On-board backup
- Direct speaker output
- Wide operating range
- Small size 2.6" X 2.6"
- Made in U.S.A.



MODEL AudioQ™-218

Call or write for more information  
OEM price and delivery available  
Custom designs and enclosures  
Single unit price \$149.00 plus s+h  
Quantity pricing as low as \$99.00

## GETTECH, Inc.

402 Riley Road, New Windsor, NY 12553  
(914) 564-5347

Specifications and price subject to change.

# CABLE TV DESCRAMBLERS NOBODY BEATS OUR PRICE! SAVE MONEY-DON'T RENT

TOCOM

SCIENTIFIC  
ATLANTA

ZENITH

QUANTITY DISCOUNTS! 24 HOUR SHIPPING  
MASTER CARD • AMEX • VISA • C.O.D.

CALL VIDEO CONNECTIONS, INC.

JERROLD

# 1-800-677-0321


PIONEER

Anyone implying theft of service will be denied assistance.

All shipping and handling at customer's expense

NO FLORIDA SALES


CW-203



## New and Pre-Owned Test Equipment

**Substantial SAVINGS** on New & Pre-Owned B+K Precision, Fluke, Hewlett-Packard, Goldstar, Leader, Tektronix, and more ...

### LG Precision New Oscilloscope Specials



Model OS-9100P → **\$999.00**

**Full 100 MHz Bandwidth!**

- Dual-Channel, High Sensitivity
- TV Synchronization Trigger
- Calibrated Delayed Sweep
- Includes Two Probes, 2 Year Warranty

**FREE SHIPPING!**  
ON ALL LG PRECISION EQUIPMENT  
ANYWHERE IN THE U.S.  
Excluding AK & HI

### Pre-Owned Oscilloscope Specials

Tektronix 465	100 MHz	\$589.00
Tektronix 465B	100 MHz	\$689.00
Tektronix 475	200 MHz	\$749.00
Tektronix 475A	250 MHz	\$849.00

- Professionally Refurbished
- Calibrated to Original Specifications
- Dual Channel, Calibrated Delayed Sweep
- 90 Day Warranty

Full line of Oscilloscopes, RF, Video & Audio Test Equipment,  
Power Supplies, Meters, Probes and Accessories.

**TOLL FREE 1-800-99-METER**

1-800-996-3837 (617) 665-1400 • FAX (617) 665-0780

**FOTRONIC**  
CORPORATION

P.O. BOX 708 Medford, MA 02155




CIRCLE 330 ON FREE INFORMATION CARD



# PALMSCOPE™ 320

## ALL IN ONE DSO+DMM+LOGIC+COUNTER



*PalmScope-320 features a 20Mhz DSO, 7 digit frequency counter, multimeter and logic scope. It can be operated with built-in battery for 3-4 hours typically. Built in RS-232 port and printer port extend your application. Optional software package is available.*

**PalmScope 320**  
**\$1695**

**DSO** • Dual channel digital storage oscilloscope (20 MS/sec) • Sensitivity range: 5mV / DIV - 20V / DIV  
• Sweep time: 50ns / DIV - 20s / DIV

**DMM** • Auto-range digital multimeter (4000 counts) • True RMS • DCV, ACV, DCA, ACA, Ohm Diode & continuity measurements

**LOGIC** • Logic Scope (8 channels, 50ns sample clock) • Selectable level: TTL/CMOS • Timing/State observation of logic signals

**COUNTER** • 7 digit frequency counter (1 Hz to 20 MHz) • Selectable trigger level and FREQ/PER mode • Basic Accuracy  $\pm 10ppm$

### General:

- Dual Channel Digital Storage Oscilloscope (20MS/s)
- Auto Range Digital Multimeter (3 3/4 digits, 4000 count)
- Frequency Counter (7 digits, 20 MHz)
- Logic Scope (8 channels, 50ns sample clock)

### Display

- Number of Dots: 320(W)x240(H)
- Dot Pitch: 0.30 x 0.30 m/m
- Backlight: LED
- Data Out (RS-232C)
- Print Out: Portable Centronix and Epson Printer
- DC jack for AC adapter input
- LOW BATT Indicator

- Operating Temperature: 0°C to 40°C
- Operating Humidity: 0% to 70% R.H.
- Storage Temperature: -20°C to 70°C (0% to 80% R.H.)
- Dimension (LxWxH): 287x152x82 mm
- Weight: 20Kg
- Safety Compliance: it is designed to meet Class II per UL-1244, IEC 348 and VDE-0411

## Introducing the Model #EDM-89S

### 5000 Count AUTO Range Digital Multimeter

#### Twelve Good Reasons To Buy The EDM-89S:

- 3-3/4 Digit, 5000 Count Digital Readout 50 Segment Analog Bargraph
- Auto/Manual, Dynamic Recording
- 0.1% DCV Accuracy, 20 kHz ACV Bandwidth, True-RMS AC Coupled
- 9999 Counts, 10 MHz Frequency Counter, Turbo Speed, and 50mF Capacitance Measurement
- dBm with Selectable Reference Impedance
- Dual Tone/Dual Display Logic Detection
- Relative Mode or Deviation Measurements
- Input Warning, Audible and Visible
- @ OFF Auto Power Off, Sleep Mode
- Overload Protection
- Audible Continuity/Diode Test
- Rugged Fire Retardant Case, Multipurpose Holster



**MODEL #EDM-89S**  
**\$179.00**

**PRINT**  
Products International

8931 Brookville Road \* Silver Spring, Maryland 20910 \* 800-638-2020 \* Fax 800-545-0058

CIRCLE 264 ON FREE INFORMATION CARD

**CALL TOLL FREE**  
**(800) 292-7711**  
**Se Habla Español**

**C&S SALES**  
**EXCELLENCE IN SERVICE**

**WRITE FOR A**  
**FREE 60 PAGE**  
**CATALOG!**



**M-6000**

**Features:**

- Computer Interface and Software with RS-232 Output
- Frequency to 4MHz
- Capacitance to 40nF
- Large 3 3/4 LCD display
- Temperature to 1999°F
- TTL logic
- Data/Peak hold
- Audible continuity
- Auto power off
- Unit indicator
- Diode Test

**NEW!**

**\$99.95**

**TK-3000**

**\$89.95**

**Tools Included:**

- SR-2 - Deluxe Soldering Iron
- SH-1 - Soldering Iron Stand
- ST-1 - Diagonal Pliers
- ST-2 - Long Nose Pliers
- ST-30 - Deluxe Wire Stripper
- SE-1 - Solder Ease Kit
- ND-3 - 3 pc. Nut Driver Set
- TL-8 - Precision Screw Drivers
- ST-5 - Screw Driver Slotted 3/16"
- ST-6 - Screw Driver #1 Phillips
- ET-10 - IC Puller
- SP-2 - Solder Pump
- ST-20 - Safety Goggles
- ST-9 - Pocket Screw Driver
- ST-4 - Solder Tube
- SW-3 - Solder Wick



**NEW!**

A professional technician service tool kit in a metal reinforced tool case with heavy-duty handle and locks. A removable pallet handles most of the tools listed with more room for tools and parts in the lower half.

**2MHz Function Generator**

- Model 4010**
- Sine, Square, Triangle, Pulse and Ramp output
  - Variable duty cycle

**\$195.95**



**MX-9300 Four Functions In One**

- One instrument with four test and measuring systems: 1.3GHz Frequency Counter • 2MHz Sweep Function Generator Digital Multimeter • Digital Triple Power Supply (0-30V @ 3A, 15V @ 1A, 5V @ 2A)

**\$479.95**



**NEW**

**Model XP-581**

- 4 Fully Regulated DC Power Supplies in One Unit**
- 4 DC voltages: 3 fixed - +5V @ 3A, +12V @ 1A, -12V @ 1A  
 1 Variable - 2.5 - 20V @ 2A

**\$85**



**Digital Multimeter**  
**Model EDM-83B**

**\$169**

- 18 Functions including freq to 20MHz, cap to 40µF, inductance to 40H, True RMS, Data Hold/min./max./avg., TTL logic.

**Digital Multimeter**  
**Model M-1700**

**\$42.95**

- 11 functions including freq to 20MHz, cap to 20µF. Meets UL-1244 safety specs.



**Fluke Multimeters**

- |                         |  |                    |
|-------------------------|--|--------------------|
| <b>70 Series</b>        |  | <b>80 Series</b>   |
| Model 701i ... \$69.95  |  | Model 83 ... \$235 |
| Model 731i ... \$97.50  |  | Model 85 ... \$269 |
| Model 751i ... \$135.00 |  | Model 87 ... \$289 |
| Model 771i ... \$154.95 |  |                    |
| Model 791i ... \$175.00 |  |                    |

**B&K Precision Multimeters**

- |                     |                      |
|---------------------|----------------------|
| Model 391 ... \$149 | Model 388A ... \$99  |
| Model 390 ... \$139 | Model 2707 ... \$79  |
| Model 389 ... \$109 | Model 2860A ... \$85 |

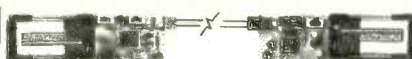
**Kit Corner**

over 100 kits available

**PT-223K**

**\$15.95**

Phone kit with training course.



**Fiber Optics Technology with training course**

**Model FO-30K**  
**\$19.95**

**Model AM/FM-108K Transistor Radio Kit**

**\$29.95**



**M-1005K Compact Multimeter Kit**

**\$19.95**  
 6 Functions & Transistor Test



**XK-550 Digital / Analog Trainer**

Elenco's advanced designed Digital / Analog Trainer is specially designed for school projects. It is built on a single PC board for maximum reliability. It includes 5 built-in power supplies, a function generator with continuously sine, triangular and square wave forms. 1560 tie point breadboard area.

**XK-550 Assembled and Tested**

**\$169.95**

**XK-550K - Kit**  
**\$139.95**

Tools and meter shown optional



**WE WILL NOT BE UNDERSOLD**

UPS SHIPPING: 48 STATES 5%  
 OTHERS CALL (\$3 min. / \$10 max.)  
 IL RES. 8% TAX

**C&S SALES, INC.**

150 W. CARPENTER AVENUE  
 WHEELING, IL 60090  
 FAX: (708\*) 520-9904 (708\*) 541-0710

\* NOTE: Effective January 20, 1996, our area code will be changed to 847.

**15 DAY MONEY BACK GUARANTEE**

**FULL FACTORY WARRANTY**  
 PRICES SUBJECT TO CHANGE WITHOUT NOTICE

CIRCLE 336 ON FREE INFORMATION CARD



**FREE PROBES  
WITH ALL  
SCOPES**

**OSCILLOSCOPES**  
Lowest Prices of the Year!

**WRITE FOR A  
FREE 60 PAGE  
CATALOG!**

Japan Quality  
But not Japan Prices!  
**Hitachi**  
Laptop Color  
Digital Scopes

**NEW!** **NEW!**




150MHz 60MS/s VC-5460 **\$3695**  
50MHz 30MS/s VC-5430 **\$2695**  
20MHz 15MS/s VC-5410 **\$1795**

**100MHz**  
VC-6145 - Storage  
4 Channel 100MS/s . . . **\$4795**  
VC-6165 - Storage 100MS/s **\$3995**  
VC-6545 - Storage 40MS/s **\$2995**  
V-1585 - 4 Channel . . . . . **\$2095**  
V-1565 w/ Cursors . . . . . **\$1795**  
V-1560 . . . . . **\$1595**

**50/60MHz**  
VC-6525 - Storage 20MS/s **\$2795**  
VC-6524 - Storage 20MS/s **\$2295**  
V-695 - 60MHz w/ Cursors **\$1549**  
V-555 - w/ Cursors . . . . . **\$1095**  
V-552 . . . . . **\$949**  
V-509 - Battery Operated . **\$1795**

**20MHz**  
VC-5025A - 20MS/s  
DSO w/ DMM . . . . . **\$1160**  
VC-5025 - 20MS/s  
DSO w/ DMM . . . . . **\$935**  
VC-6523 - Storage 20MS/s **\$1995**  
V-252 . . . . . **\$449**  
V-209 - Battery Operated . **\$1425**

**Quality Scopes by Elenco**



**60MHz**

**DS-603 \$1350**  
• Analog / Digital Storage  
• 20MS/s Sampling Rate  
**S-1365 \$795**  
• Analog w/ Cursors  
**S-1360 \$759**  
• Analog with Delayed Sweep

**40MHz**

**S-1345 \$569**  
• Analog with Delayed Sweep  
**S-1340 \$489**  
• Analog

**25/30MHz**

**DS-303 \$1095**  
• Analog / Digital Storage  
**S-1330 \$439**  
• 25MHz Analog  
• Delayed Sweep  
**S-1325 \$335**  
• 25MHz Analog

**2 Year  
Warranty**

**OSCILLOSCOPE SELECTION CHART**


ANALOG		Sensitivity (max)	No. of Channels	Sweep Rate Max ns/div	Delayed Sweep	Video Sync	Component Tester	Beam Find	Time Base
Model	Bandwidth MHz								
S-1365	60	1mV/div	2	10ns/div	Yes	Yes	Yes	Yes	2
S-1380	60	1mV/div	2	10ns/div	Yes	Yes	Yes	Yes	2
S-1345	40	1mV/div	2	10ns/div	Yes	Yes	Yes	Yes	2
S-1340	40	1mV/div	2	10ns/div	No	Yes	No	No	1
S-1330	25	1mV/div	2	10ns/div	Yes	Yes	Yes	Yes	2
S-1325	25	1mV/div	2	10ns/div	No	Yes	No	No	1

DIGITAL STORAGE		Analog Sen (max)	No. of Channels	Sampling Rate	Memory Channel	Internally Backed Up	Pretigger %	Output
Model	Bandwidth MHz							
DS-303	30	1mV/div	2	20MS/S	2K	Yes	0, 25, 50, 75	RS232
DS-603	60	1mV/div	2	20MS/S	2K	Yes	0, 25, 50, 75	RS232

**B&K Precision at Discount Prices**

**20MHz Analog**  
**2120 - \$389.95**  
**2125 - \$539.95**  
Delayed Sweep



**Model 1541C**  
**40MHz**  
**\$695**  
Dual Trace

**Model 2160**  
**60MHz Dual Trace**  
**\$949**  
Dual Time Base • Delayed Sweep

**60MHz with  
Cursors readouts  
and Dual Time Base**  
**Model 2260**  
**\$1225**

**Model 2190A**  
**100MHz 3 Channel**  
**\$1379**  
Dual Time Base • Delayed Sweep

**Fluke Scopemeters**



91 . . . . . **\$1225**  
92 . . . . . **\$1525**  
96 . . . . . **\$1795**  
97 . . . . . **\$1795**  
97A . . . . . **\$2945**  
99 . . . . . **\$2095**  
Call or write for  
complete specs.

**WE WILL NOT BE UNDERSOLD**

**C&S SALES, INC.**

150 W. CARPENTER AVENUE  
WHEELING, IL 60090

FAX: (708\*) 520-9904 (708\*) 541-0710

\* NOTE: Effective January 20, 1996, our area code will be changed to 847.

**15 DAY MONEY BACK  
GUARANTEE**

**FULL FACTORY WARRANTY**

PRICES SUBJECT TO CHANGE WITHOUT NOTICE

CIRCLE 336 ON FREE INFORMATION CARD

February 1996, Electronics Now

## Cellular Phone Battery For Motorola

6V, 700 mA replacement battery for Motorola flip phones. Dark grey color.



#EN-140-860 ..... \$23.50 (1-5) \$21.25 (6-UP)

## Flip Phone Saver/Charger

Plug-in saver/charger for Motorola flip phones. Lifetime manufacturer warranty.



#EN-141-400 ..... \$19.95 (1-5) \$16.95 (6-UP)

## 201 PanaVise Jr.

This mini vise is a invaluable bench top companion for the home hobbyist. PV Jr. uses the famous PanaVise design that turns, tilts, and rotates for a full range of movement. Ideal for soldering, gluing, and general work. Features jaws that open to 2-7/8", both vertical and horizontal grooves to hold work, and a fine adjustment knob. Net weight: 1 lb. 4 ozs.



#EN-365-300 ..... \$19.95 EACH

## Drive Belt Kit

We've selected 18 of our most popular VCR, cassette and turntable belts to include in this kit. 87 belts total, five each of 17 square belts from 2.3" to 13.2" for VCRs and cassettes, and 2 each of the 23.6" turntable belt. Have the belt you need in stock when you need it. A \$50.00 value. Net weight: 1/4 lb.



#EN-400-910 ..... \$29.95 KIT

## Pioneer 8" Woofer with Butyl Surround



8" paper cone woofer with a butyl rubber surround. Butyl rubber is extremely flexible and resists moisture better than foam. Half roll suspends the outside edge of the cone to allow distortion free sound. ♦Power handling: 80 watts RMS/150 watts max. ♦Voice coil diameter: 2 inches ♦Impedance: 8 ohms ♦Frequency response: 31-7000 Hz ♦Magnet weight: 30 ozs. ♦SPL: 91 dB 1W/1m ♦Vas: 2.44 ♦Qts: .26 ♦Xmax: .110 ♦Qes: .27 ♦Qms: 6.51 ♦Fs: 31 Hz ♦Net weight: 7 lbs. ♦Manufacturer model number: B20GR30-51F-Q. ♦Hole to hole: 7-3/4".



#EN-290-042 ..... \$34.50 (1-3) \$29.95 (4-11) \$28.45 (12-UP)

## Goldstar 20MHz Oscilloscope


The OS9020A combines both high quality and low cost, making it ideal for educational, industrial, and hobbyist applications. Features include: DC-20MHz analog bandwidth ♦6" high luminance CRT ♦Dual channel, dual trace ♦Max sweep time of 20ns/div ♦Trigger level control ♦Separate circuit for TV sync ♦Variable hold-off function. SPECIFICATIONS: Vertical: Deflection factor: 5mV/div to 5V/div in 10 calibrated steps. Rise time: 17.5ns or less. Max input voltage: 250V (DC/peak AC). Modes: CH1, CH2, ADD, DUAL. Horizontal: Sweep time: 0.2us/div to 0.2S/div in 19 calibrated steps. Modes: X1, X10, X-Y. Trigger: Modes: Auto, Norm, TV-V, TV-H. Source: CH1, CH2, LINE, EXT. GENERAL: Dimensions: 12-1/2"W x 5-1/2"H x 16-3/4"D. Net weight: 16-1/2 lbs. Acceleration potential: 2KV. Power requirements: 100V/120V/220V/240V, 50/60 Hz. Comes complete with power cord, (2) 10:1 probes, and manual.



GoldStar

#EN-394-100 ..... \$385.00 EACH

## Computer Monitor Testers



These compact devices can quickly and easily troubleshoot, test, and align computer monitors, without the need for a separate computer. The #390-705 is used to test EGA, VGA, SVGA, VGA-8514A and VESA monitors. The #390-700 is used to test MDA, CGA, EGA, VGA, SVGA, and VGA-8514A monitors. Generates the following video test patterns: color bars, cross hatch, dots, color raster (white, red, green, blue), and windows. Two video connectors are provided: a digital/VTL 9 pin and an analog 15 pin. The testers may be powered by either a 9V battery or an external AC adaptor (not included). Dimensions: 1-1/2" x 3-5/16" x 5-5/8". Net weight: 3/4 lb.




#EN-390-700 (Standard Monitor Tester) ..... \$149.00 EACH

#EN-390-705 (Monitor Tester w/High Res. VESA) ..... \$149.00 EACH

## 6-1/2" Two Way System

This is our most popular in-wall. The 6-1/2" polypropylene woofer and 1" textile dome tweeter were specially designed with home theater in mind. 3 piece design make installation in new or existing walls a snap. Textured ABS frame and steel mesh grill are spray paintable to match (or blend into) any decor. System comes with speaker assembly, removable metal grill, heavy steel backer plate, screws and hardware, hole cut-out template, paint mask, and detailed installation instructions.



Specifications: ♦6-1/2" polypropylene cone woofer with poly foam surround. ♦1" textile dome tweeter/midrange. ♦8 ohm impedance. ♦3 component L/C crossover network. ♦Frequency response: 50-20,000 Hz. ♦Power handling capability: 60 watts RMS/100 watts max. ♦Sensitivity: 89 dB 1W/1M. ♦Overall dimensions: 8-1/2" W x 12" L x 3-1/2" D. ♦Hole size: 7-1/4" x 10-3/4". ♦Fits into standard 2" x 4" wall. ♦Net weight: 12 lbs. per pair.

#EN-300-036 .. \$104.95 (1-3 PRS) \$96.50 (4-11 PRS) \$85.50 (12 PRS-UP)

## 12 Ga. Sound King Speaker Wire

Super flex, extra soft 60°C clear PVC insulation. Transfers music signals from the source to the speakers with high definition and clarity. Oxygen free, bare copper rope lay construction. Made in the U.S.A. ♦AWG: 12 ♦Construction: 259 x 36 Ga.



#EN-100-155 (100 ft. spool) ..... \$39.90 (1-3) \$34.90 (4-UP)

♦30 day money back guarantee ♦\$20.00 minimum order ♦We accept Mastercard, Visa, Discover, and company C.O.D. orders ♦24 hour shipping ♦Shipping charge = UPS chart rate + \$1.90 (\$5.00 minimum charge) ♦Hours 8:00 am - 8:00 pm ET, Monday - Friday ♦9:00 am - 5:00 pm Saturday. Mail order customers, please call for shipping estimate on orders exceeding 5 lbs. ♦Foreign destination customers, please send \$5.00 U.S. funds for catalog.

## Audax 1" Titanium Composite Dome Tweeter



Composed of pure titanium deposited on a polymer diaphragm, this composite offers the exceptional detail of metal domes while retaining the smoothness of soft domes. The result is outstanding clarity, low distortion and very high efficiency. ♦Power handling: 70 watts RMS/100 watts max. ♦Voice coil diameter: 1 inch ♦Impedance: 8 ohms ♦Frequency response: 2500-20,000 Hz ♦Magnet weight: 8-1/2 ozs. ♦Fs: 1500 Hz ♦SPL: 93 dB 1W/1m ♦Net weight: 1 lb. ♦Manufacturer model number: TW025M3 ♦Hole to hole: 3-3/8".



#EN-276-070 ..... \$37.90 (1-3) \$34.75 (4-11) \$31.80 (12-UP)

## The Wet Look™

The Wet Look™ is a new generation of high gloss polymers formulated especially for the speaker industry. This superior coating provides a protective "coat of armor" for your paper cone speakers. A special UV inhibitor has been added to reduce the decaying effects of the sun's ultraviolet rays. The Wet Look™ makes paper cones resistant to water, humidity, sun, and salt. Best of all, it's easy to apply and cleans up with soap and water. 1 pint can.



#EN-340-510 (Clear) ..... \$8.95 EACH

#EN-340-512 (Black) ..... \$8.95 EACH

## Profile A400 XL 2 Channel, 100 Watt Amplifier

This nice sounding MOSFET stereo amplifier gives you plenty of output power for the money. Includes built-in subwoofer boost, class AB operation, power light strip, bridgeable to 200W mono, thermal protection, variable input sensitivity, gold plated RCA and speaker level inputs. Dimensions: 8-1/4"(W) x 2-1/4"(W) x 8-1/2"(D). Net weight: 6-1/2 lbs.



PROFILE

Specifications: ♦2 Channel: 100W x 100W RMS (4 ohm load, 0.5% THD) ♦Mono: 200W (4 ohm load, 0.5% THD) ♦Subwoofer boost frequency: 80 Hz ♦Signal to noise: 100 dB ♦Channel separation: 60 dB ♦Damping factor: 200 ♦Output current: 10 amps per channel max.

#EN-265-136 ..... \$143.50 EACH \$132.80 (2-UP)

## Bulldog Model 7002PRO Alarm

The 7002 Pro utilizes a sophisticated microprocessor to offer these technologically advanced features: (2) two remote controls, 6 tone 127 dB siren, keyless entry, active arming, programmable passive arming with doors locking, programmable 30 second chirp, anti-car jacking feature, valet mode, dual stage shock sensor, instant panic, negative and positive door pin trigger inputs, automatic 35 second alarm reset, starter kill relay and socket, 6 function LED status, remote car finder, 2 negative outputs, 30 second last door arming, silent arming/disarming, and arm/disarm confirmation chirp. Lifetime limited factory warranty. Made in the U.S.A. Net weight: 2 lbs.



BULLDOG  
CAR & PERSONAL SECURITY SYSTEM

#EN-330-312 ..... \$99.95 EACH

## FREE CATALOG



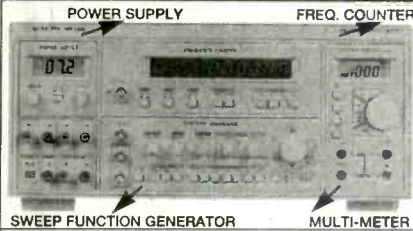
# CALL TOLL FREE 1-800-338-0531

Parts Express™  
340 E. First St., Dayton, OH 45402-1257  
Phone: 513-222-0173 Fax: 513-222-4644



# Unbeatable Discount Prices

1 YEAR WARRANTY  
15 DAY MONEY BACK GUARANTEE



## MT-100

Reg. \$599.

**\$419.00**

### Four Instruments in One Instrument

#### 1 Function Generator

- Sine, Square, Triangle, Pulse, Skewed Sine, Ramp, TTL
- 0.2 Hz ~ 2MHz

#### 2 Frequency Counter

- 8 Digit LED
- 1 Hz ~ 100MHz
- ± (1 Hz + 1 dgt. + Time Base Error)

#### 3 Power Supply

- 3-1/2 Digit LCD
- Triple output: #1. 0-50V, 0.5A MAX
- #2, 15V, 1A #3. 5V, 2A


#### 4 Digital Multimeter

- 3-1/2 Digit LCD
- DCV, ACV, Ω, DCA, ACA
- ± (0.5% + 2 dgts)

### FG-140

### 2MHz Function Generator

Reg. \$249. **\$149.00**



- 0.2 Hz ~ 2.0 MHz, 7 Decades
- Sine, Square, Triangle, Pulse, Ramp, Skewed Sine
- VCF, Symmetry
- Variable DC Offset Control

### 2MHz Sweep Function Gen. w/Freq. Counter

### FG-150

Reg. \$399. **\$229.00**



- 4 Digit LED Display
- Sine, Square, Triangle, TTL, Pulse, Ramp, Skewed Sine
- Linear/Logarithmic Sweep
- 10 MHz Freq. Counter

### 1.0GHz Frequency Counter, High Resolution

### FC-200

Reg. \$399. **\$219.00**



- 1.0 Hz ~ 1.0 GHz
- 8 Digit LED Display
- Auto & Manual Range
- 4 Selectable Gate Times
- 1MΩ & 50Ω Input Impedance

### Oscilloscope Probe Set

Switch Selectable X1/X10



- HP-9060, 60MHz Reg. \$29. **\$17.00**
- HP-9150, 150MHz Reg. \$49. **\$27.00**
- HP-9250, 250MHz Reg. \$59. **\$37.00**



### PS-500 DC Power Supply

Reg. \$249. **\$159.00**

- 0-30VDC
- 0.1-3A
- Short & Overload Protection



### PS-540 DC Power Supply

Reg. \$399. **\$249.00**

- 0-16VDC
- 0.1-10A
- Short & Overload Protection

## Deluxe O'scopes w/Phillips CRT.

## "BEST BUY!"

### OS-3304

Reg. \$499. **\$349.00**



### OS-3304 25MHz, Dual Trace

- 1 DC to 25 MHz. Dual Channel
- 2 6" Rectangular CRT with Internal Graticule 10x8cm (Phillips P31)
- 3 Uncalibration LED.
- 4 High Sensitivity 1 mV/div to 2mV/div X-Y modes, Z Axis (intensity modulation)
- 5 Rise time 14n Sec. or less.
- 6 Full TV Trigger for TV-V & TV-H
- 7 Acceleration Potential 2kV
- 8 60MHz (X1.X10) Probe Kit: 2 sets
- 9 Power: 115/230V AC

### OS-3324

Reg. \$599. **\$429.00**



### OS-3324, 3 Function

- 1 OS-3304
- 2 Dual Component Tester/Comparator
- 3 Triple DC Power Supply 5VDC, +12VDC, -12VDC

### OS-3344

Reg. \$899. **\$649.00**



### OS-3344, 5 Function

- 1 + 2 + 3 • OS-3324
- 4 Frequency Counter 100MHz, 7 Digit LED Display
- 5 Function Generator 0.02 Hz to 2.0 MHz

### OS-3315

40MHz, Dual Trace Sweep Delayed  
Reg. \$799. **\$549.00**



- DC to 40 MHz. Dual Channel
- Delayed Sweep 100nS to 1.0S 7 decade
- 6" Rectangular CRT with Internal Graticule 10x8cm (Phillips P31)
- Uncalibration LED.
- High Sensitivity 1 mV/div to 2mV/div X-Y modes, Z Axis (intensity modulation)
- Rise time 8.5nS or less.
- Full TV Trigger for TV-V & TV-H
- Acceleration Potential 12kV
- Variable Hold Off
- 16ns ~ 1.0s Time Base
- 60MHz (X1.X10) Probe Kit: 2 sets
- Power: 115/230V AC



### Bel MERIT

**DM5050C  
DM5100**

Reg. \$149. **\$89.00**

Including Deluxe Holster

### Features (DM5050C/DM5100)

- Basic DCV Accuracy: ± 0.25%
- AC/DC Volt & Amp, Ohm
- Diode, Continuity Beeper
- Alligator Clip Test-Leads
- Lead Holders/Velcro Strap Holster

### DM5050C, DMM + Capacitance

- 9 Function / 42 Range
- Multimeter
- Ohm: Up to 2000MΩ
- Amp: AC/DC 2 Amp
- Extended Capacitance Meter (9 Range) 0.1pF - 20,000μF Zero Adjust Knob
- Trig Lamp

### DM5100, Wide Range w/Logic

- 11 Function / 45 Range
- Auto Power Off
- Data Hold & Peak Hold
- Freq: Up to 20MHz
- Amp: Up to 20A AC/DC
- Ohm: Up to 200MΩ
- Capacitance: 1p - 200μF
- Logic: TTL, TR hFE

### Digital Engine Analyzer

Reg. \$119. **\$69.00**



- DM230
- 3 1/2 Digit LCD
- Engine Analyzer Taco, Dwell, Duty Cycle
- DMM
- DCV, DCA, Ω
- Temperature 0 ~ 1,999°F
- Diode
- Continuity
- Holster, Temp. Probe, Clip Leads

### Capacitance Meter


Reg. \$79. **\$49.00**



- CM210
- 3 1/2 Digit LCD
- 0.1p-20,000μF 9 Ranges
- 0.5% basic Accu.
- Zero Adjust Knob
- Test Leads & Built In Socket

### Pen-Type DMM w/Logic

Reg. \$79. **\$59.00**



- DM150
- 3 1/2 Digit
- Dual Display
- Auto & Manual
- DCV, ACV, ACA, DCA, Ω
- Logic CMOS/TTL
- Data Hold
- Diode
- Continuity

### Multifunction DMM

Reg. \$99. **\$64.00**



- DM4050
- 3 1/2 Digit
- Basic Accuracy: 0.25%
- Heavy Duty, 20A AC/DC Resistance 20MΩ
- Capacitance
- Freq. up to 20MHz
- TR-hFE
- Diode
- Continuity
- Deluxe Holster

**BMC** Your Best Source for High Standard Electronics

P.O. Box 744, Lake Forest, CA 92630-0744

Order & Free Catalog

**800-532-3221**

(714) 586-2310 Fax (714) 586-3399



## New Surveillance Devices!

**Smoke Alarm and Table Clock Video Cameras**  
 Ultra miniature video cameras hidden in smoke alarm or alarm clock - your choice. Wide field of view and super 1 lux low light sensitivity! Undetectable!  
**SC-600** TC-70 High quality B/W with 420 lines of resolution for ultra sharp images.  
 Direct output of video and audio. **\$219.95 ea.**  
**Best price on surveillance cameras anywhere!**

**Telephone Transmitter Kit** hidden in dual modular adaptor. Transmits both sides of conversation to any FM radio up to 1/4 mile. "SnapKit" technology. Uses phone line for power and antenna! Goes completely unnoticed. **MA-100 \$25.95**

High quality cassette deck plugs directly into telephone jack! Records up to 12 hours of conversations on a single cassette. Recording starts and stops automatically when phone is used! **Visa/MC (214)265-7490**  
**THR-12 12 Hour Telephone Recorder \$99.95** Free shipping! Check/Money orders also accepted.  
**Seymour-Radix Inc. Box 166055-N Irving, TX 75016**  
 Now you can visit us on the Internet at <http://www.wtynet/home/sr/>

## BEST BY MAIL

Rates: Write National, Box 5, Sarasota, FL 34230

**BUSINESS OPPORTUNITIES**  
**FREE! TOP RATED Moneymaker!** Big Profits! Special Promotion! 1-801-992-1609 Recording.  
**\$2,000/WEEK DISTRIBUTING** Catalogs. FREE Business Package: VISTA, Box 2685-(M), Venice, CA 90294.  
**WORLD'S BEST HOME Business!** Amazing five-step plan revealed! FREE book! Mailmax, Box 165AJ, Sharpsville, PA 16150.  
**\$100/HOUR CLEANING** Copiers. Anyone can do! Free info 1-800-726-7576.

**EDUCATION & INSTRUCTION**  
**HIGH SCHOOL DIPLOMA** At Home, Accredited, Fast, "Failure-Proof" 1-800-470-4723, American Academy, 12651 S. Dixie Highway, Miami, FL 33156.  
**RADIO! ON THE Job** Training in Local Radio Stations. Part time, Nights, Weekends. No experience required. Free Brochure and Recording tells how. Toll free 1-800-858-4241.

**FINANCIAL**  
**BILL PROBLEMS? DEBT** Consolidation Loans Available. Bad Credit OK. FREE Consultation. 1-800-315-3328.

# It could be a best seller.

## But it's free.

You can't buy the Consumer Information Catalog anywhere. You can send for it, free! It's your guide to more than 200 free or low-cost government publications about getting federal benefits, finding jobs, staying healthy, and more. The information is priceless. Send your name and address to:

**Consumer Information Center  
 Department BEST  
 Pueblo, CO 81009**

**CABLE TV**  
 ALL NAME BRANDS  
 DESCRAMBLERS CONVERTERS  
 COMBOS CALL NOW  
 WE LL BEAT THE COMPETITION  
 UNIVERSAL SALES 800-647-2371

# ELECTRONIC SHOPPER

## SYNTAX-J *The State of the Art in Cable Solutions*

# TRI-MODE CABLE PANS

- Replaces **STEALTH, TNT, TVT, etc.**
- No tuning, flashing, flickering or troubles


*Quality Control*  
 100% Testing  
 Assures  
 No Returns

QTY.	PRICE
10	= \$45 ea.
100	= \$30 ea.
500	= Call

DEALERS CALL: **1-800-676-8131** (9 AM to 5 PM EST)

Price includes shipping (Not sold in singles)

### CME-200CP PINHOLE COLOR CAMERA



- 1/3" CCD PICKUP DEVICE
- 2.5 LUX SENSITIVITY
- 492 LINES RESOLUTION
- 12 VDC OPERATION
- 1-5/8" x 1-5/8" x 5/8"
- STANDARD VIDEO OUT


**\$ 495.00**

### CAMERA BOARD MODULES

CME-100B	STANDARD LENS CAMERA	\$ 110
CME-100P	PINHOLE LENS CAMERA	\$ 125
CME-100P(M)	PINHOLE LENS CAMERA with BUILT IN MICROPHONE	\$ 145
CME-100C	"C" MOUNT CAMERA	\$ 135
CME-200SCP	1/3" COLOR CAMERA BOARD	\$ 245

**CREATIVE MICRO ELECTRONICS, Inc.**  
 P.O. BOX 4477 ENGLEWOOD, CO 80155-4477  
 PHONE: (800) 771-1295 (Out of Colorado Only)

### CME-2.4T/R 2.4 Ghz 5 CHANNEL - VIDEO/AUDIO - TRANSMITTER/RECEIVER



**SYSTEM - UP TO 500' RANGE - 3,000' WITH DISH ANTENNA**  
**\$ 1,295.00**

- TRANSMITTER SIZE - 3" x 3" x 7/8"
- RECEIVER SIZE - 4.5" x 5" x 1.5"
- POWER REQUIREMENTS - 10 to 14 VDC
- TRANSMITTER INPUTS - STANDARD VIDEO & AUDIO
- RECEIVER OUTPUTS - STANDARD NTSC VIDEO & AUDIO
- RUBBER DUCKY ANTENNAS & C ADAPTERS INCLUDED
- ANTENNA OPTIONS AVAILABLE

CALL OR WRITE FOR FREE CATALOG  
 PHONE: (303) 771-1288 FAX: (303) 771-1136



## Printed Circuits in Minutes Direct From LaserPrint!

8 1/2" x 11"  
\* Or Photocopy  
\*\* Use standard  
household iron  
or P-n-P Press.

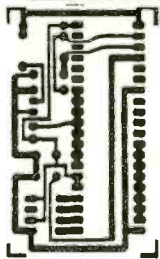
1. LaserPrint\*
2. Press On\*\*
3. Peel Off
4. Etch

**Press-n-Peel**

Use Standard Copper Clad Board  
20 Shts \$30/ 40 Shts \$50/ 100 Shts \$100  
Visa/MC/PO/Ck/MO \$4 S&H

Techniks Inc.  
P.O. Box 463  
Ringoes NJ 08551  
ph. 908.788.8249 fax 908.788.8837  
<http://www/chelsea.ios.com/~techniks>  
Retail Dealer Inquires Invited

## SAT COM TEST BRDS



**PIO TEST**


50 - \$2.35 Ea. 50 - \$2.00 Ea.  
100 - \$2.00 Ea. 100 - \$1.50 Ea.  
500 - \$1.18 Ea. 500 - \$.95 Ea.

Send Cert. Check or Money Order to:

**K&K Electronics**

P.O. Box 2597, Alliance, Ohio 44601

Or Call: **216-821-6478**



**SC-7**

**BCD**  
electro

**We'll Buy your  
excess inventory**

IC's, Transistors, Diodes,  
capacitors, trimpots, etc. etc.

- Purchase outright
  - Consignment
  - Partnering agreements
- Send your excess list  
for a quick offer!**

Contact Bob Harris

Phone (214) 343-2170, FAX 1854

email - [bcdelect@onramp.net](mailto:bcdelect@onramp.net)

web - <http://www.bcdelectro.com/bcd>

American Heart

Association

Fighting Heart Disease  
and Stroke



Research  
gave him  
a future

Support  
Research

©1995, American Heart Association

**"NOW BUYING"**  
**\$\$ BEST PRICES \$\$**  
**AVAILABLE**

**SCIENTIFIC**

**ATLANTA**

8536 THRU 8600

**PIONEER**

5135 THRU 6300

**ZENITH**

1086THRU 1612

**JERROLD**

DPV5

DPBB212

**TOCOM**

5503A

VIP THRU 5507

THRU

DPV7

DPBB7

**Midwest's Largest Brokers**

(We buy quantities of one to one thousand units)

**NATIONAL CABLE BROKERS**

**(219) 935-4128**

## PRINTED CIRCUIT BOARDS

**LEAD TIME PROBLEMS?  
CALL THE PROFESSIONALS**

- Single Sided
- Double Sided PTH
- Solder Mask
- Component Screen
- Prototyping
- High Production

**AMERICAN OWNED  
AND OPERATED**

Making PC Boards Since 1966

CALL OR FAX FOR PRICING

**K & K ELECTRONICS**

170 E. Market St.

Alliance, Ohio 44601

216-821-6478 FAX 216-821-6380

## RAIN FOREST RESCUE: TO HELP SAVE THE BIRDS OUTSIDE YOUR WINDOW

Support Rain Forest  
Rescue. Help put a stop to  
the destruction of the  
planet's rain forests.

To contribute to  
Rain Forest Rescue, call  
1-800-222-5312



The National  
Arbor Day Foundation

## ACTUAL SIZE B&W CCD BOARD CAMERA

3.6mm Adjustable manual focus or 5.5mm pin hole lens  
LATEST **SONY** HYPERHAD IMAGE SENSOR

PIN HOLE LENS ONLY NEEDS 1/16" HOLE TO SEE THROUGH

RESOLUTION: MORE THAN 380 LINES

MIN. ILLUMINATION: 0.4 LUX

SENSITIVE TO IR LIGHT

S/N RATIO: BETTER THAN 50DB (AGC OFF)

POWER: 9 - 13 VDC LESS THAN 150 MA

WILL RUN ON 9 VOLT BATTERY

BUILT-IN ELECTRONIC AUTO IRIS

SHUTTER SPEED: 1/60 - 1/50,000 SEC

VIDEO OUTPUT: 75 OHM, 2/1 INTERLACE

1.0 VOLT P/P COMPOSITE

CONNECTS TO ANY MONITOR OR VCR

1.5" SQ.  
HIDE THIS  
CAMERA IN  
PICTURES


SMOKE DETECTORS

THERMOSTATS

LAMPS

CLOCKS

RADIOS



Plug in power supply \$ 6.95

QTY	3.6mm	PIN HOLE
1-3	\$ 115.00	\$ 130.00
4-9	\$ 110.00	\$ 125.00

**BC ELECTRONICS**

1508 LEXINGTON • BEDFORD, TEXAS 76022

PHONE (817) 267-7792 FAX (817) 283-7797

NOVEMBER 1995

# NEW SENSOR CORPORATION

20 COOPER SQUARE • NEW YORK, NY 10003  
 (212) 529-0466 • (800) 633-5477 • FAX (212) 529-0486

**USA MILITARY JAN TUBES** *NEW, ORIGINALLY BOXED, AVAILABLE IMMEDIATELY*

TUBE NUMBER	1 PC.	10 PCS.	25 PCS.	50 PCS.	100 PCS.	500 PCS.	1000 PCS.
0A3 JAN	1.15	.90	.75	.65	.55	.45	.40
0C3W JAN RAYTHEON	3.65	2.90	2.30	1.90	1.60	1.30	1.20
5Y3WGTA JAN PHILIPS	4.90	3.90	3.40	2.90	2.60		
6AN8a JAN PHILIPS	5.90	4.70	4.20	3.80	3.15	2.60	2.30
6AS7GA JAN GE	6.15	4.90	3.50	2.90	2.55	2.20	1.90
6BJ7 JAN GE	2.00	1.60	1.40	1.20	1.00	.90	.80
6BL8 JAN SYLVANIA	1.65	1.30	1.10	.80	.65	.50	.45
6BQ7a JAN GE	2.00	1.60	1.35	1.15	.95	.80	.70
6C4WA JAN PHILIPS	4.70	3.75	2.90	2.30	1.80	1.65	1.55
6DJ8 JAN PHILIPS	3.65	2.90	2.30	1.60	1.40	1.15	.95
6EA8 JAN PHILIPS	2.00	1.60	1.35	1.15	.95	.80	.70
6J5WGT JAN PHILIPS	4.40	3.50	2.60	2.10	1.80	1.65	1.55
6L6GC JAN PHILIPS	21.50	16.90	16.20	15.40	14.90	14.40	13.90
6L6WGB JAN PHILIPS	19.90	15.90	14.90	13.90	12.90	12.20	11.80
6SJ7 JAN GE METAL	1.15	.90	.80	.70	.60	.55	.50
6SL7WGT JAN PHILIPS	7.40	5.90	4.90	4.40	3.90	3.60	3.30
6SN7WGTA JAN PHILIPS	7.40	5.90	4.90	4.40	3.90	3.60	3.30
6SQ7 JAN GE	3.15	2.50	2.00	1.50	1.20	1.15	1.10
6U8a JAN PHILIPS	2.00	1.60	1.35	1.15	.95	.80	.70
6V6GT JAN GE (GLASS)	12.40	9.90	9.50	8.80	8.40	7.60	6.90
6X5WGT JAN PHILIPS	1.90	1.50	1.35	1.20	1.05	1.00	.95
12AT7WC JAN GE	6.15	4.90	4.40	3.90	3.25	2.90	2.70
12AU6 JAN PHILIPS	1.90	1.50	1.25	1.00	.90	.80	.70
12AX7WA JAN GE	9.65	7.70	6.50	5.90	5.40	4.90	4.50
12AX7WA JAN PHILIPS	9.65	7.70	6.50	5.90	5.40	4.90	4.50
12SG7 JAN RCA	1.00	.80	.70	.60	.50	.40	.35
12SH7 JAN GE	1.00	.80	.70	.60	.50	.40	.35
12SL7JAN GE	1.25	1.00	.90	.80	.70	.60	.55
83 JAN GTE	8.75	7.00	6.40	5.80	5.50	4.90	4.65
829B JAN CETRON	8.55	6.85	6.25	5.65	5.35	4.75	4.50
5656 JAN RAYTHEON	7.50	6.00	5.00	4.20	3.30	2.50	2.20
5750 JAN GE	1.00	.80	.70	.60	.50	.40	.35
5751 JAN GE	6.15	4.90	4.30	3.90	3.20	2.70	2.30
5814a JAN PHILIPS	3.75	3.00	2.75	2.50	2.20	2.00	1.90
6072a JanGE - MIL 12AY7	9.65	7.70	6.50	5.90	5.40	4.90	4.50
6080WC JAN GE	6.15	4.90	4.40	3.90	3.40	2.90	2.60
6188 JAN PHIL - MIL 6SL7	11.15	8.90	7.90	6.40	5.90	5.60	5.30
6189W JAN PHILIPS	3.75	3.00	2.75	2.50	2.20	2.00	1.90
6922 JAN PHILIPS	4.25	3.40	2.80	2.10	1.90	1.65	1.45
7581a JAN PHILIPS	19.50	18.00	17.25	16.50	15.75		

MASTER CARD/ VISA ACCEPTED • MINIMUM ORDER \$100.00 • ALL ORDERS SHIPPED F.O.B. N.Y.C.



# DO-IT-YOURSELF AUDIO AMPLIFIER KITS

Mark V Electronics, Inc.  
8019 E. Slauson Ave.,  
Montebello, CA 90640

In business since 1985

Enclosures at Unbeatable prices !

Free Catalog 213/888-8988 Fax 213/888-6868

Order 1-800-521-MARK / 1-800-423-FIVE

Kit skill levels are specified as ▲ beginner ▲▲ intermediate or ▲▲▲ advanced!

**Best Buy**

## Metal Cabinets with Aluminum Front Panel

LG-1273 3x12x7" \$ 26.50  
LG-1684 4x16x8" 32.50  
LG-1924 4x19x11 1/2" 38.25  
LG-1925 5x19x11 1/2" 42.00  
LG-1983 2 1/2x19x8" 35.25  
LG-1923 3x19x11 1/2" 36.50  
LG-1927 7x19x11 1/2" 50.50



LG- Black anodized rack cabinet

## Modular Desktop Consoles

L x W x H  
LE-453 4x4 1/4x3" \$ 7.50  
LE-653 6x4 1/4x3" 9.75  
LE-853 8x4 1/4x3" 11.75  
LE- Black finished aluminum panel 1mm thick.



## Alarm Box with Lock

LB-1085 8 1/2x10 1/4x5" \$ 18.75  
LB-1395 9 1/2x13 1/4x5" 25.50  
LB-1525 12 1/2x15 1/4x5" 35.25  
\*LB-1494 9 1/2x14 1/4x4 1/2" 21.50  
LB-1383A 8 1/2x13 1/4x4" 23.25  
\*No lock & LB- Sheet Metal 0.8mm

**Mejor Compra !**



**New**

\*LL-1923B 2 1/2x19x12" 69.50  
\*LL-1925A 5x19x12" 79.50

\*LL- High quality full Aluminum Cabinet  
\*LL- Front panel .157" & other panels .078"

- Dimensions in inches ± .05  
- Custom-made for other dimensions if over 100 pcs for single model !

## Camera Housing

\*LD-1244 2 1/2x10 1/4x4" \$55.00  
\*LD-1516 3 1/2x13 3/4x4" 29.50  
\*LD-1565 4x13 3/4x5 1/4" 31.75  
\*LD- Stainless Steel 0.7mm  
\*LD- Sheet Metal 1mm



## Power Transformers & Toroidal Transformer

001 28/30V x 2 6A \$ 30.00  
002 36V x 2 3A 25.00  
003 40V x 2 6A 32.00  
\*\*008 28/30V x 2 6A 40.00  
\*\*009 48/53V x 2 8A 66.00  
\*\*012 33/40/42Vx2 6A 48.00



## TA-800MK2 ▲▲ 120+120W Pre & Main Stereo Amp. (4 lbs.)



Kit: \$ 67.92  
Aemb. \$ 86.95

Power Output: 120W into 4 ohms RMS. 72W into 8 ohms RMS. Frequency Response: 10-20KHZ. THD: <0.01%. Tone Control: Bass ±12dB, Mid & Treble ±8dB. Sensitivity: Phono Input, 3mV into 47K. Line, 0.3V into 47K. Signal to Noise Ratio: 86dB. Power Requirement: 40VDC @ 6A. Suggested Mark V model 001 or 008 transformer. Recommended Metal Cabinet LG-1924.

## TY-13 ▲ 20 Color LED Level Meter



Kit: \$ 20.15 \$ 9.90

**Clearance Sale** Use this dual LED display indicating meter with your stereo power amplifier to indicate instantaneous speaker power. Operating range is -30dB to +5dB and can be calibrated to operate with 1 to 200 watt amplifiers. Not consume any amplifier power. A peak LED illuminates on overload!

## TA-1000A ▲▲ 100W Dynamic Class A Mono Amp (4 lbs.)



Kit: \$ 54.00 Aemb. \$ 74.00

Power Output: 100W into 8 ohms RMS, 125W into 4 ohms RMS. Frequency Response: 10HZ-100KHZ. THD: <0.008%. Signal to Noise Ratio: 80dB. Sensitivity: 1V. Power Requirements: 35 to 45VDC @ 3A. Suggested Mark V model 001 or 008 transformer. Capacitor 10,000uf 80V model 016. Recommended Metal Cabinet LG-1924.

## TR-503 ▲ Regulated DC Power Supply



Kit: \$ 18.75 Aemb. \$ 27.85

It is short circuit proof and has overload protection. Output voltage is variable over a range of 0-50V. Current limit trip is adjustable up to max of 3A. Suggested Mark V 002 transformer. (1 lb.)

## TA-388 ▲▲ Class A FET Dynamic Buffer Stereo Pre-Amp (1 lb.)



Kit: \$ 64.00 Aemb. \$ 80.00

Frequency Response (at rated output): Overall 10HZ-100KHZ +0.5dB-1dB. THD: Overall <0.007% at or below rated output level. Channel Separation (at rated output 1KHZ): Overall better than 70dB. Hum & Noise: Overall better than 80dB. Input Sensitivity (1KHZ for rated output): 300-600mV. Maximum Output Level: Pre-Amp output 1.8V (0.1% THD). Power Requirement: 30V X 2 AC 500mA.

## SM-302 ▲▲ 60+60W Stereo Power Amp



Kit: \$ 75.00  
Aemb. \$ 94.00

It provides 3 Input jack pairs. One pair accept a high impedance microphone. The two remaining pairs are for high & low level input sources. Power Output: 60W per channel into 4 ohms RMS. 20HZ-20KHZ. THD: <0.1%. Input Sensitivity: Mic/Guitar 10mV, Hi 380mV, Lo 640mV. Ready to plug in when assembled. (11 lbs.)

## SM-100 ▲▲ 150 MHZ 8 Digit Frequency Counter (2 lbs.)



Kit: \$ 79.00  
Aemb. \$ 99.00

Frequency Range: 10HZ-150MHZ. Gate Time: 0.01s, 0.1s, 1s, 10s. Input Sensitivity: KHZ range 10HZ-10MHZ 20mV(min.). MHZ range 1MHZ-120MHZ 20mV(min.), 120MHZ-150MHZ 35mV (min.), 150MHZ-200MHZ 40mV(typical). Time Base: 10MHZ crystal, ±10 ppm. Input Impedance: 1M ohm. Response Time: 0.2s. Resolution: 0.1 HZ: 10s gate time, 1HZ: 1s gate time, 10HZ: 0.1s gate time, 100 HZ: 0.01s gate time. Hold the last input signal. Reset counter to 0. DC 9V power adapter or 1.5VX4"D"size batteries. (Adapter not included)

## School Project Kits Source ....

SM-36 Dynamic Noise Reduction ▲ \$ 26.00  
TA-006 6W Mini-Amplifier ▲ 9.50  
TA-28 Digital Voice Memo ▲▲ 25.00  
TA-120 36W Class A Power Amp. ▲▲ 32.50  
TA-201 Microphone Mixer Mono Amp. ▲ 20.79  
TY-45 20 Bar/Dot Level Display ▲▲ 41.45  
TY-2 Fluorescent Light Driver ▲ 14.75

**See our catalog for more kits!**

Minimum order \$ 20. We accept Visa, MasterCard & Money Orders. Checks allow 2 weeks for clearance. We ship by UPS ground inside US (min \$ 4.00) and ship by US mail outside US. Please call for orders shipping & handling or fax foreign orders. PO Orders are welcome from schools. We are not responsible for typographical errors.

CIRCLE 329 ON FREE INFORMATION CARD

www.americanradiohistory.com

# USE ELECTRONICS NOW CLASSIFIEDS

READ BY ELECTRONIC BUYERS AND SELLERS AND TRADERS

## INSTRUCTIONS FOR PLACING YOUR AD!

### HOW TO WRITE YOUR AD

**TYPE** or **PRINT** your classified ad copy **CLEARLY** (not in all capitals) using the form below. If you wish to place more than one ad, use a separate sheet for each additional one (a photo copy of this form will work as well). Place a category number in the space at the top of the order form (special categories are available). If you do not specify a category, we will place your ad under miscellaneous or whatever section we deem most appropriate.

We cannot bill for classified ads. **PAYMENT IN FULL MUST ACCOMPANY YOUR ORDER.** We do permit repeat ads or multiple ads in the same issue, but in all cases, full payment must accompany your order.

### WHAT WE DO

The first word and company name of each ad are set in bold caps at no extra charge. No special positioning, centering, dots, extra space, etc. can be accommodated.

### RATES

Our classified ad rate is \$2.50 per word. Minimum charge is \$37.50 per ad per insertion (15 words). Any words that you want set in bold are each .40 extra. Indicate bold words by underlining. Words normally written in all caps and accepted abbreviations are not charged anything additional. State abbreviations must be post office 2-letter abbreviations. A phone number is one word.

If you use a **Box** number you must include your permanent address and phone number for our files. **ADS SUBMITTED WITHOUT THIS INFORMATION WILL NOT BE ACCEPTED.**

For firms or individuals offering Commercial products or Services. **Minimum 15 Words.** 5% discount for same ad in 6 issues within one year; 10% discount for same ad in 12 issues. **Boldface** (not available as all caps), add .40 per word additional. **Entire ad in boldface**, add 20%. **Tint screen behind entire ad**, add 25%. **Tint screen plus all boldface ad**, add 45%. **Expanded type ad**, add \$4.00 per word.

**General Information:** A copy of your ad must be in our hands by the 13th of the fourth month preceding the date of issue (i.e. Sept issue copy must be received by May 13th). When normal closing date falls on Saturday, Sunday or Holiday, issue closes on preceding work day. Send for the classified brochure.

### DEADLINES

Ads not received by our closing date will run in the next issue. For example, ads received by November 13 will appear in the March issue that is on sale January 17. **ELECTRONICS NOW** is published monthly. No cancellations permitted after the closing date. No copy changes can be made after we have typeset your ad. **NO REFUNDS**, advertising credit only. No phone orders.

### CONTENT

All classified advertising in **ELECTRONICS NOW** is limited to electronics items only. All ads are subject to the publishers' approval. **WE RESERVE THE RIGHT TO REJECT OR EDIT ALL ADS.**

**AD RATES:** \$2.50 per word, Minimum \$37.50

Send you ad payments to:

**ELECTRONICS NOW 500 Bi-County Blvd, Farmingdale, NY 11735-3931**

### CATEGORIES

100 -- Antique Electronics	270 -- Computer Equipment Wanted	450 -- Ham Gear Wanted	630 -- Repairs-Services
130 -- Audio-Video Lasers	300 -- Computer Hardware	480 -- Miscellaneous Electronics For Sale	660 -- Satellite Equipment
160 -- Business Opportunities	330 -- Computer Software	510 -- Miscellaneous Electronics Wanted	690 -- Security
190 -- Cable TV	360 -- Education	540 -- Music & Accessories	710 -- Telephone
210 -- CB-Scanners	390 -- FAX	570 -- Plans-Kits-Schematics	720 -- Test Equipment
240 -- Components	420 -- Ham Gear For Sale	600 -- Publications	730 -- Wanted

### CLASSIFIED AD COPY ORDER FORM

Place this ad in Category # \_\_\_\_\_

Special Category \$30.00 Additional \_\_\_\_\_

1 - \$37.50	2 - \$37.50	3 - \$37.50	4 - \$37.50
5 - \$37.50	6 - \$37.50	7 - \$37.50	8 - \$37.50
9 - \$37.50	10 - \$37.50	11 - \$37.50	12 - \$37.50
13 - \$37.50	14 - \$37.50	15 - \$37.50	16 - \$40.00
17 - \$42.50	18 - \$45.00	19 - \$47.50	20 - \$50.00
21 - \$52.50	22 - \$55.00	23 - \$57.50	24 - \$60.00
25 - \$62.50	26 - \$65.00	27 - \$67.50	28 - \$70.00

29 - \$72.50	30 - \$75.00	31 - \$77.50	32 - \$80.00
33 - \$82.50	34 - \$85.00	35 - \$87.50	36 - \$90.00
37 - \$92.50	38 - \$95.00	39 - \$97.50	40 - \$100.00

Total words \_\_\_\_\_ \$2.50 per word = \$ \_\_\_\_\_

Bold Face \_\_\_\_\_ \$0.40 per word = \$ \_\_\_\_\_

Special Heading \_\_\_\_\_ \$30.00 = \$ \_\_\_\_\_

Other \_\_\_\_\_ = \$ \_\_\_\_\_

**TOTAL COST OF AD \$ \_\_\_\_\_**

Total classified ad payment \$ \_\_\_\_\_ enclosed

Check  Mastercard  Visa

Card # \_\_\_\_\_ Expiration Date \_\_\_\_/\_\_\_\_

Signature \_\_\_\_\_

Name \_\_\_\_\_ Phone \_\_\_\_\_

Address \_\_\_\_\_ City State Zip \_\_\_\_\_




# ALL ELECTRONICS CORP.

QUALITY PARTS • DISCOUNT PRICES • FAST SERVICE

## COMMUNICATION HEADSET w/ ANTENNA

Headband with electret microphone, dynamic earphone and antenna. Mouthpiece position and headband are adjustable. Cable is 3' long with 6 wire termination. These are new units removed from walkie-talkie radios. They have been in storage for a long time, and the foam microphone windscreens are deteriorating. This may detract from the appearance of the units, but they are unused and functional



CAT# PHN-8 **10 for \$45.00** \$5.00 each

## MICROPHONE



600 ohm dynamic micro phone with on/off switch and

\$2.00 each

CAT # MIKE-26

8 foot cord. 3.5 mm mini phone plug. Ideal for use with cassette decks, Karoke or multi-media applications.

## ULTRASONIC TRANSDUCER SET

Murata-Erie # MA40A3R & MA40A3S 40 KHz transmitter and receiver, matched pair. Band width: 4K Hz.+. Ideal for remote control systems, burglar alarms, flow rate detectors, etc. 0.64" diameter X 0.47" high.



CAT# UST-40

\$2.50 per pair

## MINI 12 VDC SOLENOID

12vdc, 54 ohm miniature solenoid. Coil mounted on U bracket. Bracket size: 0.36" x 0.43" x 0.81" long. 1.65" long plunger extends from both sides of coil. Spring return. Can be used for both push and pull action.



\$1.25 each  
10 for \$10.00  
CAT # SOL-23

## RECHARGEABLE GEL CELL 12 VOLTS 3 A/H



Maintenance free, rechargeable gel cell battery. An excellent back-up power source for alarms, communications equipment, lighting or computers. Can be used in any position and can be trickle charged for long periods of time. 5.3" X 2.63" X 2.39"

CAT# S12-3 \$15.00 each case of 10 - \$120.00

## HEAVY DUTY HEAT SINK

Black anodized aluminum heatsink for heavy-duty heat dissipation. 15 cooling fins. Three threaded brass inserts embedded in ends of heatsink to facilitate mounting.



10.75" X 4.82" X 1.43".

\$9.75 each

CAT# HS-18

## C-30 AUDIO CASSETTE



Brand-new, good-quality 30 minute (15 min. per side) audio cassettes. Excellent for demos or instruction tapes.

Manufactured without record-prevent knockout tabs, so the indentations must be taped over before use.

CAT # C-30 3 for \$1.00

100 for \$30.00 • 500 for \$125.00

## 3 WIRE POWER CORD



Black, 5'3" power cord with standard 3 prong grounded plug one end, stripped and tinned wires other end. Flat SPT-1 type insulation 0.3" X 0.11" thickness. 105 degree C. CSA listed

\$1.25 each

10 for \$10.00

CAT# LCAC-34

## INTERNET USERS!

Visit Our Web Site..  
<http://www.allcorp.com/allcorp/>

## MULTI-MEDIA ELECTRET MIKE & HOLDER



This is a very cool looking microphone, originally designed for use with a "Media-Vision" multi-media package. It has an electret element, so it requires a little voltage to operate.

The overall size of the mike is 1.5" high and 0.64" thick including the pocket clip on the back. Also included is a little plastic holder with an adhesive backing which allows the mike to be stored or used while attached to a computer or automobile dashboard. 7' cable with stereo 3.5mm plug. Belge mike, holder and cord.

CAT# MIKE-25 \$3.50 each

LARGE QUANTITY AVAILABLE!

## 9 FOOT DUAL AUDIO CABLE



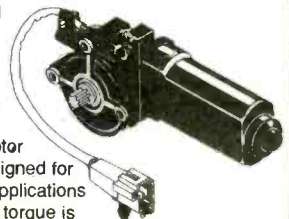
9' shielded dual audio cable with color coded (red and yellow) RCA style pin plugs either end. Black cable.

CAT# DCB-108

10 for \$8.50 • 100 for \$75.00  
1000 for \$500.00

## 12 Vdc GEAR MOTOR

Denso Brand 40 RPM @ 12.6 Vdc @ 600 ma. (no load). Right-angle drive gearhead motor originally designed for automotive applications where lots of torque is required. 6.68" long X 3.5" X 1.62" thick. Three mounting holes on 1.9" and 2.6" centers.



CAT# DCM-64

\$17.50 each

MANUFACTURERS - We Purchase EXCESS INVENTORIES... Call, Write or Fax YOUR LIST.

CALL, WRITE, FAX or E-MAIL For A Free 64 Page CATALOG. Outside the U.S.A. send \$2.00 postage.

ORDER TOLL FREE 1-800-826-5432

MAIL ORDERS TO:  
ALL ELECTRONICS CORP.  
P.O. BOX 567  
VAN NUYS, CA 91408-0567

E-MAIL [allcorp@allcorp.com](mailto:allcorp@allcorp.com)  
FAX (818) 781-2653  
INFO (818) 904-0524

NO MINIMUM ORDER • All Orders Can Be Charged to Visa, Mastercard American Express or Discover • Checks and Money Orders Accepted by Mail • Orders Delivered in the State of California must include California State Sales Tax • NO C.O.D. • Shipping and Handling \$5.00 for the 48 Continental United States - ALL OTHERS including Alaska, Hawaii, P.R. and Canada Must Pay Full Shipping • Quantities Limited • Prices Subject to change without notice.



# SHOPPER CLASSIFIED

## BUSINESS OPPORTUNITIES

**EARN High Profits** on the information superhighway! Send \$3.00 for exciting cassette tape. **PARKSIDE PRESS**, Dept-2A, 7527 Berwick Drive, Westland, MI 48185-1414.

**EXCELLENT** Extra income! Assemble easy products at home. Program guaranteed! 1 (800)-377-6000 Ext. 6870. Open Sunday.

**EASY work! Excellent pay!** Assemble products at home. Call toll free 1 (800) 467-5566 Ext. 5192.

**SIGN of the times** Start your own profitable alarm company with monthly recurring revenues. Further details from A-1, 940 Murphy Rd. #3, Sarnia, Ontario, N7S-5C4, Canada.

**FREE Invention Package: DAVISON & ASSOCIATES** offers customized development, patenting, and licensing of new products and ideas. Proven results: 1 (800) 677-6382.

## EDUCATION & INSTRUCTION

**ELECTRONIC engineering**, 8 volumes complete. \$109.95. No prior knowledge required. Free brochure. **BANNER TECHNICAL BOOKS**, 1203 Grant Avenue, Rockford, IL 61103.

**LEARN VCR repair**. Great profits. Home study. P.C.D.I., Atlanta, GA. Free literature. 1 (800) 362-7070 Dept. VRB342.

**KNOWLEDGE CARDS**. Tables. Formulas. Fun and educational. Package \$2.00. Box 12238, Lexington, KY 40581-2238.

**LEARN PC repair-troubleshooting, servicing**. Home study. Free literature. P.C.D.I., Atlanta, Georgia. 1 (800) 362-7070, Dept. JJ.

## PLANS-KITS-SCHEMATICS

**CRYSTAL set Handbook** — Visit antiquity by building the radios your grandfather built. Assemble a "Quaker Oats" rig, wind coils that work and make it look like the 1920s! Only \$10.95 plus \$4.00 for shipping and handling. **CLAGGK INC.**, PO Box 4099, Farmingdale, NY 11735. US funds only! USA and Canada — no foreign orders.

**ALL-In-one catalog. AM/FM/ham/spy**, transmitters, amplifiers, receivers. Voice scramblers/disguisers, audio, TV, Tesla coils, plans, "secret" books, kits, imports, exports and more. Start your own licensed or unlicensed radio station, 60 full pages for \$1.00. **PAN-COM INTERNATIONAL**, PO Box 130-F02, Paradise, CA 95967.

**RESTRICTED** Top secret hacker information. Cellular/cable/surveillance/satellite/software. Make \$100/hour. Catalog — \$3.00. **TELECODE**, PO Box 6426-EN, Yuma, AZ 85366-6426.

**UNIVERSAL remote control systems** infrared, RF, miniature transmitters, receivers. Items for novice, technician or educator. Combine your home and vehicle control. Automate anything. **FREE catalog. INVENTIVE SOLUTIONS**, PO Box 8, Stratford, NY 13470.

## MISCELLANEOUS ELECTRONICS FOR SALE

**WHITE Noise generator**, complete with case and power supply. Perfect for getting to sleep and lab projects. Only \$29.95 (plus \$3.50 S&H) Visa/MC call 1 (800) 357-2199, or send check/MO to **COASTAL WINKS**, 6755 Mira Mesa Blvd., #123-282B, San Diego, CA 92121.

**TUBES**, new, up to 90% off, **SASE, KIRBY**, 298 West Carmel Drive, Carmel, IN 46032.

**CB Radio modifications!** Frequencies, 10M, sliders, FM, amplifiers, books, kits, repairs, high-performance accessories. The best since 1976! Catalog \$3.00. **CBCI**, Box 31500EN, Phoenix, AZ 85046.

**TUBES: "oldest", "latest".** Parts and schematics. **SASE for lists. STEINMETZ**, 7519 Maplewood Ave., EN 46324, Hammond, IN 46324.

**FIBER-Optic Projects** — Swing into the new technology by assembling tried and true projects recently published. "Practical Fiber-Optic Projects" - BP374 is only \$9.95. (price includes shipping) **ELECTRONIC TECHNOLOGY TODAY INC.**, PO Box 240, Massapequa Park, NY 11762-0240.

**RESTRICTED Information:** Surveillance, Locksmithing, Cable, Hacking, Investigation, Transmitter kit, Etc. **MENTOR**, Box 1549-Z, Asbury, NJ 07712.

**GREEN Thumb Alert**— Electronics enters the Garden! New exciting book points out how gardeners can build simple gadgets to promote success where the elements work against you. Some of the projects are: over/under temperature monitoring, dusk/dawn switching, automatic plant watering, warming cables, etc. "Electronic Projects for the Garden" only \$9.95 (price includes shipping) **ELECTRONIC TECHNOLOGY TODAY INC.**, PO Box 240 Massapequa Park, NY 11762-0240.

**BUILD** Electronic surveillance devices! Secrets revealed! Download Phone Bug Plan from BBS! Free information! **TECHNOTES**, Box 388-EN, Tehachapi, CA 93581-0388. BBS/Fax (805) 823-1549.

Radiotelephone - Radiotelegraph  
**FCC** Commercial License

## Why Take Chances?

Discover how easy it is to pass the exams. Study with the most current materials available. Our **Homestudy Guides**, Audio, Video or PC "Q&A" disks make it so fast, easy and inexpensive. No college or experience needed. The new commercial FCC exams have been revised, covering updated Aviation, Marine, Radar, Microwave, New Rules & Regs, Digital Circuitry & more. We feature the Popular "Complete Electronic Career Guide". 1000's of satisfied customers **Guarantee** to pass or money back. Newest Q&A pools.

Send for **FREE DETAILS** or call  
**1-800-800-7588**

**WPT Publications**  
4701 N.E. 47th St.  
Vancouver, WA 98661

Name \_\_\_\_\_

Address \_\_\_\_\_

City \_\_\_\_\_ St. \_\_\_\_\_ Zip \_\_\_\_\_

**1-800-800-7588**

## PROFESSIONAL COUNTERSURVEILLANCE EQUIPMENT

### AI 6600 Phone Tap Detector

- Detects:
- Radio Frequency Taps
  - Series and Parallel Taps
  - Line Impedance Taps
  - Extension Phone Listeners
- \$149.95



### AI 2100 VIBRATING TRANSMITTER DETECTOR

- Detects:
- Body Wires
  - FM Wireless Mics
  - AM Transmitters
  - UHF Transmitters

### AI 5500 COMPLETE SAFETY SYSTEM

- Detects:
- All Phone Taps and Extension Phone Listeners
  - All Body-Wires, Wireless Mics, AM, FM and UHF Transmitters
- Detects:
- All Body Wires, Transmitters and Distance Microphones with its built in white noise signal breaker
- \$379.95



We sell a variety of covert cameras, transmitters, night vision equipment, video transmitters, time lapse recorders, remote video monitoring systems, body armour, and much more...

Request Our Full Catalog for \$5.00. Receive \$10.00 OFF First Order  
(FREE WITH ANY PURCHASE)

### AMERICAN INNOVATIONS, INC.

119 Rockland Center Suite 315 Nanuet, N.Y. 10954  
914-735-6127 • Fax 914-735-3560








**Restores Horizontal and Vertical Sync Lines from Distorted Analogue Video Formats**

For Free Information Package on Completed Units and Pricing

• Call Toll Free •  
**1-800-236-5778**

R.C. Distributing • PO Box 552 • South Bend, IN 46624



**\$199**

**24 CHANNEL LOGIC ANALYZER**

- 50 MHz sampling speed
- Expandable to 192 channels
- VGA graphics PC based interface
- 115K baud RS232 link to host
- External clock feature
- Programmable trigger
- Up to 32K samples per channel
- Fully assembled and tested
- ONE YEAR WARRANTY**

Get this powerful new tool at this incredibly low price!  
*We accept Visa, MasterCard and COD orders.*


**ProBoard Circuits**

Phone: (409)762-5436 Fax (409)762-4167  
100 Market street, Suite 16 Galveston, Texas 77550

**SHOW TIME CABLE**

*Your Cable Connection To The Stars!*

Order your **FREE** catalog today!  
**1-800-643-4258**



**STARGATE SST**

- Converters & Descramblers
- All Makes & Models
- Quantity Discounts
- 30-day Money Back Guarantee
- Best Warranties

Show Time Cable  
643 N 98th St STE 260  
Omaha, NE 68114

**COD • MasterCard • Visa  
Amex • Discover**

**CABLE TV CONVERTERS**  
*Equipment, & Accessories  
Wholesalers Welcome*  
**Call VISION TIME PRODUCTS**  
**1-800-310-1153 M-F 8a-8p**  
NO TENN SALES

**!!! BROADCAST FARTHER !!!**  
The model 1525 is a 75-110MHz RF amplifier that connects to mono or stereo FM transmitters and produces a powerful 15-20 watt signal which could broadcast up to 5 miles or more! Requires 75-250 mW drive.  
Step by step plans complete with part source information and antenna designs... **ONLY \$14 PLUS \$2 S&H CATALOG INCLUDED**  
**Progressive Concepts**  
1434 N. MILLS AVE., SUITE A  
CLAREMONT, CA 91711 (909) 626-4969 (909) 626-4FAX



**Quality Microwave TV Systems**

**WIRELESS CABLE - ITFS - MMDS  
ATV - INTERNATIONAL - S-BAND  
Amplifiers • Antennas • Books • Components  
Filters • Systems • Video Products**

- RF Frequency 1990 - 2700 MHz
- Cable Ready - VHF - UHF Outputs
- SASE For "FREE" Catalog or Send \$1

**PHILLIPS-TECH ELECTRONICS**

PO Box 8533 • Scottsdale, AZ 85252

**ORDER LINE 800-880-MMDS  
CATALOG / INFO 602-947-7700  
FAX LINE 602-947-7799**

Visa • M/C • Amx • Disc • COD's • Qty Pricing

**CHALLENGER SYSTEM**  
33-Channel 52dB+ Gain  
Complete Grid \$265  
Five Year Warranty  
**FREE SHIPPING**

CIRCLE 327 ON FREE INFORMATION CARD

**CABLE CONVERTERS/DESCRAMBLERS**  
**★ ★ ★ ★ SUPER BUYS ★ ★ ★ ★**  
**★ FULLY REFURBISHED UNITS ★**  
TOCOM — JERROLD — SCIENTIFIC ATLANTA — ZENITH — PIONEER  
"WE SERVICE MOST CABLE CONVERTERS"  
Phone **(219) 935-4128**  
**NCCA**  
SORRY, NO INDIANA SALES  
**NATIONAL CABLE BROKERS**  
1801 W. JEFFERSON ST., PLYMOUTH, IN 46563  
**OUR POLICY:** All products carry a two year warranty. Warranty covers parts and labor and return shipping.  
**WARNING:** Theft of cable services is a crime. National Cable will not knowingly defraud any pay TV operator and we will not assist any individual or company in doing the same.

**New!**  
**Pocket Cube™ with Filter**  
Wireless cable box tester for authorized cable technicians.  
Smallest cube on the market just under 1" x 2"!  
Simply clip it onto a 9V battery for 10sec!  
Works on J\*\*\*\*\* models D\*5,D\*V5,D\*7,D\*V7,D\*BB,C\*T.  
**Only \$69.<sup>95</sup>!**  
(plus \$8 S&H)  
**30 Day Warranty!**  
Quantity discounts available. Dealers Welcome!  
Test chips available for J\*\*\*\*\* and SA8600.  
**Order Toll Free 1-800-417-6689**  
Mon-Fri, 9AM-10PM EST.  
If busy please keep trying.  
VISA, MC, MO & COD  
IEC, P O Box 52347, Knoxville, TN 37950-2347  
Pocket Cube is a test generator ONLY.  
Do not use these devices without authorization from your local cable company.  
No TN sales.

February 1996, Electronics Now



# SHOPPER CLASSIFIED

CBers Order new CB Trick III CB book. Shows CB tune ups, amplifiers, and expert CB info! Send \$19.95 to **MEDICINE MAN CB**, PO Box 37, Clarksville, AR 72830.

PCB design. Why let good designs die because of poor layout? 20 yrs. experience. Professional software. Digital, analog DC-20GHz. Film, gerber, fabrication, assembly, parts list, schematic ready for production. Call/fax **GraphFx**, (818) 882-5661, Box 3007, Chatsworth, CA 91313.

## TEST EQUIPMENT

**TEST Equipment** pre-owned now at affordable prices. Signal generators from \$50.00, oscilloscopes from \$50.00. Other equipment including manuals available. Send \$2.00 US for catalog. Refunded on first order. **J.B. Electronics**, 3446 Dempster, Skokie, IL 60076. (708) 982-1973.

## CABLE TV TURN-ON CHIPS

**SUPER Cable TV "Test Chips"**. Provides full service activation. Excellent! instructions & illustrations. **Jerrold Starcom**: DP(V)5..DP(V)7..DPBB7..CFT-2000 series. **Pioneer**: BA-5000 thru BA-6700. **Scientific Atlanta**: 8500 thru 8600. **Tocom**: 5503-VIP..5507. **Zenith**: ST-1000 thru ST-5000. **Call now!! MASTER COMPONENTS. 1 (800) 233-0570.**

## PATENT SERVICES

**PATENT** protection can be crucial to capitalizing on your invention. If you are interested in patenting your invention please call **JON M. JURGOVAN**, (registered patent attorney) for free initial consultation. (404) 951-0931 D (404) 240-0979 E.

## CABLE TV

**ATTN, cable box owners.** Order your ID signal and bullet stopper before it's too late. Send \$23.00 to **R.R. ENTERPRISE**, Box 3532, Easton, PA 18043.

**SECRET Cable Descramblers** Build your own descrambler for **Less than \$12.00 in seven easy steps!** **Radio Shack** parts list and **Free** descrambling methods that **cost nothing** to try, included. Send \$10.00 to: **INFORMATION FACTORY**, PO Box 669, Seabrook, TX 77586. For **VISA/MC, CODs**, (713) 922-3512 Anytime!

**DESCRAMBLE** Cable with simple circuit added to Radio Shack RF modulator and using VCR as tuner. Instructions \$10.00. **TELECOM**, Box 832 E2, Brusly, LA 70719.

**CABLE Descrambling** New secret manual. Build your own descramblers for cable and subscription TV. Instructions, schematics for SSAVI, Gated Sync, Sinewave, (HBO, Cinemax, Showtime, UHF, Adult) \$12.95, \$2 postage. **CABLETRONICS**, Box 30502R, Bethesda, MD 20824.

**CABLE TV descrambler!** Anybody can build with seven parts from Radio Shack. Plans \$8.00. **1 (800) 818-9103.**

**CABLE TV Equipment & Accessories** Wholesalers welcome! 30 day moneyback guarantee! Free catalog! **PERFORMANCE ELECTRONICS INC.**, 1 (800) 800-815-1512.

**CABLE descrambler!** Build with 7 Radio Shack parts costing \$12. Instructions. \$8. **F.A.S.T.**, Box 369-E2, Pt. Salerno, FL 34992-0369.

**CABLE TV Test Chips** for Jerrold, Tocom, Pioneer, Scientific Atlanta, etc... **Quick Installation!** New Multi-Mode modules available! Prices from \$5.00 each. **1 (800) 786-9025.**

**E2 Clearer** for 6300-6750 \$30.00. Clears E2 & puts unit into full ser. mode without serial # or writer. **Test Aids** Jerrold, Pioneer & SA \$15.00. **Zenith & Tocom** \$13.00. **Diagnostic Transmitters** Jerrold \$105.00. SA & Pioneer E2 programmable \$130.00. **Pioneer Writer** \$25.00, **Audio Boards** \$25.00, **Filters** \$20.00, **Remotes** \$10.00. (718) 241-2560 8am-11am EST.

## SATELLITE EQUIPMENT

**FREE** catalog — Lowest prices worldwide. Satisfaction guarantee on everything sold - Systems, upgrades, parts, all major brands factory fresh and warrantied. **SKYVISION**, 1012 Frontier, Ferguson Falls, MN 56537. 1 (800) 334-6455. Outside US (218) 739-5231.

**VIDEOCYPHER II** descrambling manual. Schematics, video and audio. Explains DES, EPROM, CloneMaster, Pay-per-view (HBO, Cinemax, Showtime, Adult, etc.) \$16.95, \$2.00 postage. Schematics for Videocypher II Plus, \$20.00. Schematics for Videocypher II 032, \$15.00. Software to copy and alter EPROM codes, \$25.00. VCI Plus EPROM, binary and source code, \$30.00. **CABLETRONICS**, Box 30502R, Bethesda, MD 20824.

**DSS** How it's done. 150 channels received direct with small dish system. Send \$14.95 + \$2.00 postage. **CABLETRONICS**, Box 30502R, Bethesda, MD 20817.

## SECURITY

**SECURITY alarm equipment.** Do it yourself and save. Cameras, controls, motions, sirens, batteries, switches, more. **1 (800) 335-2296** Fax (519) 541-1277.



**THE GIANT BLACK BOOK OF COMPUTER VIRUSES** is an amazing technical introduction to computer viruses! Over 670 pages long, it covers *everything*, from the simplest 44-byte virus to advanced Darwinian evolving viruses, and viruses for advanced operating systems like OS/2 and Unix. It contains full source for your own anti-virus programs, and for 37 different viruses, as well as detailed explanations which will lead you to mastery of this mysterious and complex subject! **\$39.95+3.00 shipping**

**THE COLLECTION CD-ROM** is the perfect companion to *The Giant Black Book!* It contains nearly 5000 live computer viruses, 12 megabytes of source code for viruses, virus creation tools and mutation engines, Trojan Horse programs and source for them, not to mention tons of journals and text files (both above ground and underground) about viruses! Also includes the latest anti-virus software. **\$99.95+7.00 shipping.**

Call (800)719-4957 or send your order to:  
**American Eagle Publications Inc.**  
P.O. Box 1507, Show Low, AZ 85901  
or circle rdr svc # for **FREE** catalog and **FREE** specail report!

## D.P & SONS

1-800-403-3741

### UNIQUE ITEMS AT A VALUE BUY

<b>SONICEL ULTRA SONIC CLEANER</b>	<b>\$19.95</b>
COMPACT UNIT FOR USE ON SM PARTS - NICAD RECHARGEABLE	
<b>24 HOUR LCD 4 EVENT TIMER KIT</b>	<b>\$44.95</b>
MICRO-POWERED BY BATTERY-TIMES 4 DIFFERENT FUNCTIONS	
<b>AUDIO AMPLIFIER KIT</b>	<b>\$29.95</b>
100W-INCLUDES POWER SUPPLY	
<b>MALIBU SINGLE EVENT 24 HR. TIMER</b>	<b>\$8.95</b>
12V 25W WEATHER RESISTANT OUTDOOR TRANSFORMER	
<b>GEL CELL..... RECHARGEABLE</b>	<b>\$6.95</b>
6V 4.5-7.5 AH RECONDITIONED WITH GUARANTEE	
<b>IDEAL FOR STORAGE GLASS LAB BOTTLES</b>	<b>FROM \$ .95</b>
1000ML@\$.95, 100ML@\$1.95, 50ML@\$.95	
<b>COMPUTER POWER CORDS</b>	<b>\$ .99</b>
STANDARD CORD - MINIMUM PURCHASE 10 CORDS	
<b>6 OUTLET SURGE PROTECTOR</b>	<b>\$4.45</b>
HEAVY DUTY CIRCUIT BREAKER	
<b>2" SPEAKERS 8 OHM</b>	<b>10 FOR \$1.00</b>
<b>PRINTER CABLE</b>	<b>\$ .75</b>
MINIMUM PURCHASE 4 CABLES	
<b>RIBBON CABLE</b>	<b>FROM \$ .05*</b>
MUST BUY 10'+ 40 CONDUCTOR \$.13', 34 CONDUCTOR \$.10', 16 CONDUCTOR \$.05*	
<b>PLASTIC LENSES</b>	<b>\$5.95</b>
FOR PROJECTION TELEVISION 1 LENS-4"MAX., 1 LENS-6"MAX.	

\* Plus shipping and handling. We accept V, MC, DISC, MO and COD. Call the toll free number above or fax us at 713-789-9740. If you would like more information from us on our large variety of unique products at truly great prices please call or fax us for a free catalog.



# CHRISTMAS SALE!

Save on cable rental fees!

## CABLE TV DESCRAMBLERS

### WE'LL BEAT ANY PRICE

COMPATABLE REPLACEMENTS  
FOR MOST MAJOR SYSTEMS

•24 HOUR SHIPMENTS!  
•30 DAY MONEY BACK GUARANTEE! • QUANTITY DISCOUNTS!

**MASTER CARD / AMEX / VISA / C.O.D**

Have make and model number of equipment used in your area ready.  
All Shipping & Handling Fees at Customer's Expense.

**CALL TOLL-FREE 1-800-284-8432**

### CABLE WAREHOUSE

10117 West Oakland Park Blvd., Suite 315, Sunrise, FL 33351  
**NO FLORIDA SALES**  
Anyone implying theft of service will be denied assistance.

## HOME AUTOMATION

Largest Selection of HOME AUTOMATION products in the World!

**Browse us on the WEB!**  
<http://www.techmall.com/smarthome>

Hundreds of hard-to-find automation, X10, and wireless control products. Computer control of your home, security systems, surveillance cameras, infra red audio/video control, HVAC, pet care automation, wiring supplies, and much more!

**HOME AUTOMATION SYSTEMS, INC.**  
151 Kalmus Drive, Ste L4, Costa Mesa, CA 92626  
Questions 714-708-0610 FAX 714-708-0614



**FREE**

### 800-SMART-HOME

Call 24hrs for FREE 64 page Color Catalog **Over 500 unique products!**

800-762-7846

### CABLE TV CONVERTERS

*Equipment & Accessories  
Wholesalers Welcome*

**Call VISION TIME PRODUCTS**  
1-800-310-1153 M-F 8a-8p  
NO TENN SALES

### CRYSTAL CONTROLLED SURVEILLANCE

**VHF & UHF** PROFESSIONAL ENCASED PARTIALLY ASSEMBLED TRANSMITTER KITS

Countersurveillance. Also Tunable 70 to 305 MHz Kits. We Design & Manufacture Our Equipment. Custom Design.

**FOR CATALOG SEND \$2.00 TO:**  
**SHEFFIELD ELECTRONICS CO., P.O. Box 377940-C**  
Chicago, IL 60637-7940. Tel. (312) 324-2196

### Cable Test Aids

Orders Only **1-800-615-9221** Information **407-998-7883**

Test Chips that fully activate Jerrold, Tocom, Zenith, SA, Pioneer and more. Quick-Board installation! Prices from \$5 to \$49.95 ea. **MC SPECIALTIES** 1 Year Warranty!  
*No FL Sales. Not for use in cable co. owned equip. For test or repair only.*

### Roger's Systems Specialist

21021-504 Soledad Canyon Road  
Santa Clarita, California 91351



**"We Have Great Connections"**

Computer • Communications  
Network • Audio • Video



**Cables ★ Connectors ★ Accessories**

Call to Order  
**800-366-0579**

Fax to Order  
**805-288-2293**

Free Catalog with order  
Most orders shipped same day

### Cables

Printer .....	\$2.10/up
Modem .....	\$2.20/up
MIDI/Sound Blaster .....	\$15.00
Internal Drive, MFM .....	\$2.00/up

### Accessories

SimmVerters .....	\$22
Sound Card Microphone .....	\$3
Dual RJ11 Wall Plate .....	30¢
12vdc Power Fans .....	\$5
Auto Fax/Modem Switch....	\$89/up
EtherNet Card .....	\$46
Monitor Arms .....	\$39
Keyboard Drawers .....	\$14/up

### SCSI II Cable

2' SCSI II HD50 male to SCSI I male  
High Quality  
#CC-679-2



**\$12<sup>00</sup>**  
**BLOW OUT!!!**

### Stereo Headphones

- High Quality
- 1/4" Stereo Adapter
- 3.5mm Stereo Plug
- Major Brand Name.
- Other Headphones #TM-170 available \$2<sup>00</sup>/up



**\$7<sup>00</sup>**

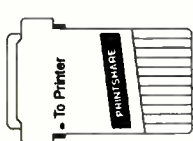
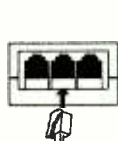
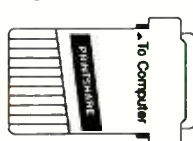
### Mini D-SUB Gender Changers

All D-Subminiature Genders available  
SCSI and Centronics also available  
Just ask for size and gender  
Only 1/2" deep  
most are



**\$2<sup>00</sup> each or less !**

### Printer Sharing Device

**\$34<sup>95</sup>**  
each


Up to 40 computers to one printer • up to 1500'  
Uses 4 conductor phone cable  
#CC-222-P for printer #CC-222-C for computer  
Other data switching devices \$7<sup>00</sup>/up

\$10.00 minimum order • \$4.50 for shipping for pre-paid orders • California add 8.25% tax • No out of state checks

CIRCLE 324 ON FREE INFORMATION CARD



**IN STOCK**



**FREE** 324 page catalog

- Passive Components
- Semiconductors
- Electromechanical
- Surface Mount
- Connectors/Cable
- and Through Hole

59,955 Products  
120 Manufacturers  
All Orders Ship Same Day

**MOUSER ELECTRONICS** **800-992-9943**  
FAX: 817-483-0931

958 North Main St., Mansfield, TX 76063

# Laser Video Player ONLY \$ 99.00!

BRAND NEW, still packed in original factory boxes with all cables, IR remote control, documentation and instructions ! They were originally purchased by McDonnell Douglas corp. Unfortunately they will NOT play current laser disks of any type. We suspect that either this was an early format of laser video disk or they were custom designed for McDonnell Douglas Corp. However, they are an experimenter's goldmine of exotic and hard to find components such as X-Y scanners, Laser diode, beamsplitter etc.



# Laser Bar-Code Scanner Only \$ 55.00!



"Pulls" from Lucky's supermarket stores. Used, but in working condition. Each has a 1-2mW HeNe laser & PSU and many other electronic & optical components.

**CALL FOR OUR  
FREE LASER**

**MWK INDUSTRIES**

**CATALOG TODAY.** 1269 W. Pomona, Corona, California 91720  
(909) 278-0563 FAX (909) 278-4887

## 386 SBC \$83



- OEM (1K) PRICE INCLUDES:
- 5 SER (8250 USART)
  - 3 PAR (32 BITS MAX)
  - 32K RAM, EXP 64M
  - STANDARD PC BUS
  - LCD, KBD PORT
  - BATT. BACK RTC
  - IRQ0-15 (8259 X2)
  - 8237 DMA 8253 TMR
  - BUILT-IN LED DISP.
  - UP TO 8 MEG ROM
  - CMOS NVRAM

USE TURBO C, BASIC, MASM RUNS DOS AND WINDOWS  
EVAL KIT \$295

## \$95 SINGLE PIECE PRICE UNIVERSAL PROGRAMMER

- DOES 8 MEG EPROMS
- CMOS, EE, FLASH, NVRAM
- EASIER TO USE THAN MOST
- POWERFUL SCRIPT ABILITY
- MICROCONT. ADAPTERS
- PLCC, MINI-DIP ADAPTERS
- SUPER FAST ALGORITHMS



OTHER PRODUCTS:  
8088 SINGLE BOARD COMPUTER ..... OEM \$27 ... \*95  
PC FLASH/ROM DISKS (128K-16M)..... 21 ..... 75  
16 BIT 16 CHAN ADC-DAC CARD ..... 55 ..... 195  
WATCHDOG (REBOOTS PC ON HANGUP)..... 27 ..... 95

\*EVAL KITS INCLUDE MANUAL BRACKET AND SOFTWARE.  
5 YR LIMITED WARRANTY  
FREE SHIPPING  
HRS: MON-FRI 10AM-8PM EST

**MVS BOX 850  
MERRIMACK, NH  
(508) 792 9507**

## Satellite TV 'BIBLE'

### 4th 'DIGITAL' edition


The acclaimed "bible" of satellite TV  
- ALL the TECHNICAL DETAILS -

- Operation, Installation & troubleshooting of analog and digital satellite systems
- The transition from analog to digital TVRO

**1-800-483-2423**

TO ORDER

or for a FREE books/software/video CATALOG



324 pages  
8-1/2" x 11"  
\$30 plus \$4 s/h

Baylan Publications

1905 Mariposa, Boulder, Colorado 80302, USA  
Telephone: 303-449-4551 FAX: 303-939-8720

## SURVEILLANCE

The Latest High Tech Professional Electronic Devices  
Our latest catalog offers a HUGE selection of surveillance, privacy devices including:  
hidden video equipment, electronic kits, telephone recording systems, touch tone decoders, scanners, telephone tap detectors, bug detectors, voice disguisers, telephone scramblers, locksmithing tools, and more. **Catalog \$5.00.**

### SPY OUTLET

P.O. Box 337, Buffalo, NY 14226  
(716) 691-3476/(716) 695-8660




# There's No Easier Way to TROUBLESHOOT AND REPAIR Your Electronics!



It's easy, fast and rewarding to do it yourself with the **Electronics Repair Manual!**

- TVs VCRs
- Hi-Fi Stereo Amplifiers
- Turntables
- Speakers
- Shortwave Radios
- Camcorders
- Tape Decks
- CD Players
- Walkmans
- AM & FM Receivers
- PC Systems
- Automobile Sound Systems
- PC Peripherals
- Telephone Systems
- Fax Machines
- Electronic Home Appliances



## Electronics Repair Manual

- Electronic Repair Basics
- Tools and Test Equipment
- Troubleshooting and Maintenance
- Specific Repair Instructions
- Schematic Diagrams
- Component/Manufacturer Indices

- 900-PAGE, MODULAR FORMAT MANUAL
- TROUBLE ANALYSIS FLOWCHARTS
- SCHEMATIC DIAGRAMS
- HANDS-ON, DETAILED, TROUBLESHOOTING INSTRUCTIONS
- "HOW TO" PRIMER FOR TEST EQUIPMENT SUCH AS OSCILLOSCOPES, FREQUENCY COUNTERS, AND VIDEO ANALYZERS
- SAFETY PRECAUTION CHECKLISTS
- COMPREHENSIVE REPLACEMENT PARTS LISTS
- PREVENTIVE MAINTENANCE TECHNIQUES
- DIRECTORY OF MANUFACTURERS

### 30 Day Free Trial Order Form

Yes, Please rush me my copy of Electronics Repair Manual for only \$59.95 (I may take \$10 off the price when I enclose my check or credit card authorization with my order within the next 30 days. Plus, I get free shipping and handling!) I understand that if I am not satisfied I may return the book within 30 days for a full 100% refund of the purchase price.

My payment of \$59.95 is enclosed (\$49.95 when ordering within the next 30 days.)

**VISA**     **MasterCard**     Check enclosed.

Optional express delivery (available in U.S. only). Enclose an additional \$10.00 and we'll guarantee delivery within 5 business days from receipt of your order (prepaid orders only).

\_\_\_\_\_|\_\_\_\_\_|\_\_\_\_\_|\_\_\_\_\_|\_\_\_\_\_|\_\_\_\_\_|\_\_\_\_\_|\_\_\_\_\_|  
Credit card no.

\_\_\_\_\_|\_\_\_\_\_|\_\_\_\_\_| ( ) \_\_\_\_\_  
Expiration Date                      Daytime phone no.

Signature \_\_\_\_\_

Bill me later for \$59.95 plus \$6.50 shipping and handling, subject to credit approval. Signature and phone number required to process your order. P.O. Box addresses must be prepaid.

Mr./Mrs./Ms. \_\_\_\_\_

Company \_\_\_\_\_

Address \_\_\_\_\_

City \_\_\_\_\_ State \_\_\_\_\_ Zip \_\_\_\_\_

Shipping and handling to Canada, \$10 (U.S. currency); Overseas, \$15 (foreign orders must be prepaid); CT residents add 6% sales tax. Supplements will be sent 4-5 times a year on a fully-guaranteed, 30-day trial basis. They may be cancelled at any time.

MAIL TO: WEKA Publishing, Inc. 32069  
1077 Bridgeport Avenue, Shelton, Connecticut 06484

**1-800-222-WEKA    FAX: 1-203-944-3663**

### Keep Your Skills Up-to-Date!

The Electronics Repair Manual will be a valuable reference for years to come. Supplements, each containing 140 pages, add new repair projects, valuable insights into new technologies, diagnostic and repair techniques, and more schematic diagrams into your manual. Just \$35 each plus shipping and handling. Supplements are sent 4-5 times a year and are fully guaranteed. Return any supplements you don't want within 30-days and owe nothing. Cancel anytime.

CIRCLE 215 ON FREE INFORMATION CARD

## ADVERTISING INDEX

Electronics Now does not assume any responsibility for errors that may appear in the index below.

Free Information Number	Page	—	IEC .....	107
214	All Electronics .....	105	Information Unlimited .....	14
283	Allison Technology .....	86	126 Interactive Image Tech. ....	CV4
325	American Eagle Publications ..	108	— Jameco .....	CV3
—	American Innovations .....	106	— Learn, Inc. ....	5
—	Baylin Publications .....	110	329 Mark V Electronics .....	103
—	BC Electronics .....	101	— Measurement Software .....	86
333	Bel-Merit .....	99	— Mega Electronics .....	16
131	Big Briar .....	9	— Merrimack Valley Systems .....	110
281	Black Feather .....	93	198 Micro Code Eng. ....	91
—	Boss Distributors .....	88	— Motorola .....	25
284	Brigar Electronics .....	84	— Mouser Electronics .....	110
—	Bsoft Software, Inc. ....	92	— MWK Industries .....	110
336	C&S Sales, Inc. ....	96	— National Cable Brokers .....	107
334	Capital Electronics .....	92	257 Needham Electronics .....	88
—	Cellular Masters .....	88	258 New Sensor Corp. ....	102
314	Chase Scientific Co. ....	87	— NRI Schools .....	17
335	Circuit Specialists .....	85	262 Parts Express Inc. ....	98
—	CLAGGK, Inc. ....	50	327 Phillips Tech Electronics .....	107
—	Cleveland Inst. of Electronics ..	49	— Picotronic .....	90
—	Command Productions .....	14	326 Prairie Digital .....	90
226	Consumertronics .....	90	264 Print (Pace) .....	95
—	Creative Micro Electronics ..	100	— Printed Circuit Design .....	100
332	Direct Cable Supply ..	82, 94, 109	— ProBoard Circuits .....	107
—	DP Electronics & Sons .....	108	— RC Distributing Co. ....	107
—	EIA .....	7	324 Roger's Systems Specialist ..	109
—	Earth Computer Technologies ..	86	— Sencore, Inc. ....	23
—	Electronics Tech. Today. 10, 42, 59		— Show-Time .....	107
—	Emac Inc. ....	92	— Tab Books .....	1, 60
121	Fluke Corporation .....	CV2	— Tektronix, Inc. ....	13
331	Foley-Belsaw Company .....	89	— U.S. Cyberlab .....	83
330	Fotronic .....	94	98 Wavetek Corp. ....	21
—	Get-Tech .....	94	215 Weka Publishing .....	111
—	Grantham College .....	11	— World College .....	81
—	Halcyon Group .....	83	— WPT Publications .....	106
—	Home Automation .....	109	— Xandi .....	16

## ADVERTISING SALES OFFICES

**Gernsback Publications, Inc.**  
**500 Bi-County Blvd.**  
**Farmingdale, NY 11735-3931**  
**1-(516) 293-3000**  
**Fax 1-(516) 293-3115**

**Larry Steckler**  
 publisher (ext. 201)

**Christina Estrada**  
 assistant to the publisher (ext. 209)

**Arline Fishman**  
 advertising director (ext. 206)

**Adria Coren**  
 credit manager (ext. 208)

### For Advertising ONLY

**EAST/SOUTHEAST**  
**Stanley Levitan**  
 Eastern Advertising  
 1 Overlook Ave.  
 Great Neck, NY 11021-3750  
 1-516-487-9357  
 Fax 1-516-487-8402

**MIDWEST/Texas/Arkansas/Okla.**  
**Ralph Bergen**  
 Midwest Advertising  
 One Northfield Plaza, Suite 300  
 Northfield, IL 60093-1214  
 1-708-446-1444  
 Fax 1-708-559-0562

**PACIFIC COAST**  
**Blake Murphy**  
 Pacific Advertising  
 Hutch Looney & Associates, Inc.  
 6310 San Vicente Blvd.  
 Suite 360  
 Los Angeles, CA 90048-5426  
 1-213-931-3444 (ext. 224)  
 Fax 1-213-931-7309

**Electronic Shopper**  
**Joe Shere**  
 National Representative  
 P.O. Box 169  
 Idyllwild, CA 92549-0169  
 1-909-659-9743  
 Fax 1-909-659-2469

**Megan Mitchell**  
 National Representative  
 1201 N. Rainbow Blvd., #50  
 Las Vegas, NV 89128  
 1-702-259-7043  
 Fax 1-702-259-7043

**Subscriber Customer Service**  
 1-800-288-0652  
 7:00 AM - 6:00 PM M-F MST



Call for your  
FREE catalog!

# Your One Stop Component & Computer Source

Special Prices for  
Electronics Now  
Readers. Please  
mention VIP #2R6!

## 1 Watt Amplifier Kit **NEW**

- Circuit designed around a single TDA7052 IC
- Ideal part for larger projects
- Drives 8 Ohm speaker (not supplied)
- Ideal for battery powered circuits, operates on 3-15 VDC solder pads for all connections • Batteries not included
- Size: 1.3"L x 1.1"W x 0.9"H
- Weight: 0.1 lbs.



Part No.	Description	1-4	5-9
125111	1 watt amp module	\$7.95	\$6.95

## Combination Lock Kit


- Easy introduction to electronic locks
- 2 boards: one with 1-9 touch pads and connected to 2nd board by 3 ft. cable; 2nd board has decoding IC's, matrix to set 4 number code, and relay to control external loads
- Auto reset if wrong number entered
- Requires 9V battery (not included)
- Size: 3.0"L x 2.5"W x 1.0"H
- Weight: 0.2 lbs. for both boards



Part No.	Description	1-4	5-9
125129	Combination lock	\$17.95	\$15.95

## Switching Power Supply Kit

- Basic step-up switching supply circuit designed around single IC
- Selectable 1.5 or 3 VDC input
- Provides a fixed output of 9V @ 18mA from a 1.5V "AA" cell
- Solder pads for input and output
- 1 cell and 2 cell "AA" holders supplied
- Batteries not included
- Size: 1.6"L x 0.8"W x 0.5"H • Weight: 0.1 lbs.



Part No.	Description	1-4	5-9
125153	1.5/3V to 9V converter	\$8.95	\$7.95

## Ultrasonic Motion Detector Kit

- 2 boards: one with matched pair of Ultrasonic transducers to detect motion from 4-7m away; 2nd board contains crystal controlled oscillator and all circuits
- Switchable latch, red LED indicator
- Solder pad output to drive external relay or circuits
- Requires 9V battery (not included)
- Size: Main board: 2.8"L x 2.0"W x 0.8"H  
Transducer board: 2.8"L x 0.6"W x 0.9"H
- Weight: 0.1 lbs. for both boards



Part No.	Description	1-4	5-9
125090	Ultrasonic alarm kit	\$29.95	\$26.95

## Siren Kit

- Circuit designed around a dual Op-Amp connected as an oscillator and driver
- Oscillator is off until you press the switch then a rising tone is produced until a steady value is reached
- If switch is released the tone starts dropping until it cuts off
- Requires 9V battery (not included)
- Speaker and switch supplied
- Size: 2.0"L x 0.8"W x 0.5"H
- Weight: 0.2 lbs.



Part No.	Description	1-4	5-9
125137	9V siren module	\$6.95	\$5.95

## PRECISION NAVIGATION, INC. Vector 2X Compass Module

- Applications: vehicle mapping and tracking, robotics, HAM radios, camera positioning
- 2" accuracy, 1" resolution
- 3-wire serial output format (compatible with Motorola SPI and National Microwire)
- Pin selectable BCD or binary output format
- Power supply: single 5 volt
- Size: 1.5" x 1.3" x 0.4" • Weight: 0.1 lbs.



Part No.	Description	1-4	5-9
126703	Vector 2X module	\$49.95	\$44.95

## PRECISION NAVIGATION, INC. Vector 2X Developers Kit

- Development board which allows your Vector 2X to directly communicate via the parallel port of your PC
- Weight: 0.8 lbs.

Part No.	Description	1-4	5-9
126691	Vector 2X kit	\$99.95	\$89.95

## Electro Wiz Kits for Kids

- Children ages 5 and up will combine hours of enjoyment with a solid learning experience in science!
- Kits in electricity and magnetism
- Includes book with all materials to complete projects (one D-cell battery required for electricity kit - not included)
- Puzzles to reinforce terms and concepts
- Size: 10.2"L x 8.1"W • Weight: 1.0 lb.



Part No.	Description	1-9	10-24
127159	Magnetism kit	SALE \$19.95	
127141	Electricity kit	SALE \$19.95	

## Protect Your Home with

## 120 POWERHOUSE™ One-year warranty!


- Lamp Module
- For controlling incandescent lamps or an air conditioner, stereo, TV, etc. - anywhere in the home.
- For lamps up to 300W



Part No.	Description	1-9	10-24
126447	Lamp module	\$14.95	\$13.49

## Mini-Controller

- Lets you control up to 8 X-10 modules at the touch of a button from anywhere in the house. Has an "All Lights On" button and dims lights too.



Part No.	Description	1-9	10-24
126471	Mini-controller	\$12.95	\$11.49

## CircuitMaker® Software

- Professional quality schematics made quick and easy!
- Accurate analog, digital and mixed-mode simulation
- Powerful inter-active circuit analysis capabilities
- 1000+ devices and models included
- SPICE compatible import/export
- Improve you skills with many troubleshooting features
- Optional PCB layout and autorouting



Part No.	Description	Price
125591	CircuitMaker...	SPECIAL \$279.95

## Desoldering Station

- Maintenance free, quiet operation
- Simple fine tune feature to select 300°F-850°F range
- Vacuum pump activated "on demand" using finger tip switch on desolder handle
- Spike control feature protects current sensitive components such as CMOS ICs
- Size: 9.2"L x 7.2"W x 3.6"H
- Weight: 10.9 lbs.



Part No.	Description	Price
125508	Desolderer	SPECIAL \$259.95

## 7400 Integrated Circuits

Part No.	Product No.	1-9	10-99	100+
48979	7400	\$35	\$29	\$25
49015	7402	39	35	29
49040	7404	39	35	29
49091	7406	45	39	35
49120	7407	45	39	35
49146	7408	45	39	35
49437	7414	39	35	29
50235	7432	49	45	39
50420	7447	1.19	1.09	99
50551	7474	35	29	25
50577	7475	45	39	35
50593	7476	89	79	69
50665	7486	55	49	45
50681	7489	SALE 2.49	1.95	
50690	7490	79	69	59
49293	74116	SALE 99	89	89
49322	74121	99	89	79

## EPROMs

Part No.	Product No.	Description	Price
40002	2716	2K x 8	\$4.25
40133	2732A-45	4K x 8	3.95
40205	2764-25	8K x 8	3.95
40248	2764A-25	8K x 8	3.95
39829	27C64-15	8K x 8	3.69
39933	27128-25	16K x 8	4.95
39677	27C128-15	16K x 8	4.95
40045	27256-20	32K x 8	4.59
39731	27C256-25	32K x 8	3.49
39773	27C512-12	16K x 8	4.59
39781	27C512-15	64K x 8	4.49
39669	27C010-20	128K x 8	4.95
65699	27C020-15	256K x 8	7.25
85462	27C040-15	512K x 8	11.95

## JAMECO ELECTRONIC COMPONENTS COMPUTER PRODUCTS

© 1996 Jameco 2/96

New Hours:  
6AM - 6PM PST



1355 Shoreway Road  
Belmont, CA 94002-4100  
FAX: 1-800-237-6948 (Domestic)  
FAX: 415-592-2503 (International)  
E-mail: info@jameco.com  
http://www.jameco.com

Call for your FREE catalog!



Mention  
V.I.P.# 2R6

Call 1-800-831-4242 to order today!

## Jameco 486SLC2 66MHz Bare-bones System

- Includes mother-board, computer case and power supply
- Supports optional 80387SX-33 math-coprocessor
- 64KB cache memory (up to 128KB)
- Memory expandable to 16MB using (70ns) SIMMs
- Weight: 18 lbs. • One-year warranty



Part No.	Description	Price
121208	486SLC2 66MHz	SPECIAL \$259.95

## 2-Button Joystick

- PC/XT/AT and compatible systems
- Precise self centering analog joystick
- 4 suction cups for desktop mount
- Single/rapid fire selector switch & triggers
- Size: 5.5"L x 4.3"W x 7.5"H • Weight: 0.9 lbs.



Part No.	Description	1-4	5-9
120088	2-button joystick	\$11.95	\$10.49

## Gamestar Programmable Game Controller

- IBM compatibles
- MS DOS or PC DOS required
- Program and save created game templates
- Includes configuration and game control
- Size: 6.5"L x 3.3"W
- Weight: 1.1 lbs. • One-year warranty



Part No.	Description	1-4	5-9
124505	Game controller	\$19.95	\$17.95

## EPROM Programmers

- Programs EPROM's, EEPROM's, and flash memories
- Programs 16KB to 8MB EPROM's
- Full screen buffer editor
- File formats supported: Intel Hex, Motorola S Hex, Tektronix Hex, and Binary
- 2 & 4-way Binary file splitting programs
- 2 & 4-way Binary file shuffler programs
- Includes adapter card, software & manual
- Size: 7"L x 5.5"W x 1.75"H
- One-year warranty



Part No.	Description	Price
101400	1 socket 16K-512KB	\$119.95
78457	1 socket 16K-2MB	199.95
78465	4 socket 16K-2MB	259.95
104651	1 socket 16K-8MB universal	699.95

## 80C52-Basic

- Microcontroller
- The 80C52-Basic chip is a custom-masked 80C52 microcontroller with a full-featured 8K-byte ROM-resident Basic-52 interpreter.

125647

Part No.	Description	1-9	10-49
125647	CPU 8-Bit CMOS	\$19.95	\$17.95

## The 8052 Microcontroller Idea Book (1994)

- Circuits, programs and applications featuring the 8052-Basic single chip computer

Part No.	Description	Price
126375	Microcontr. Idea Book	SALE \$31.95

## Basic-52 Reference Book (1989)

- Complete reference to programming 80C52-Basic and 8052AH-Basic microcontrollers

Part No.	Description	Price
126252	Basic-52 Progr. Ref.	\$19.95 \$17.95

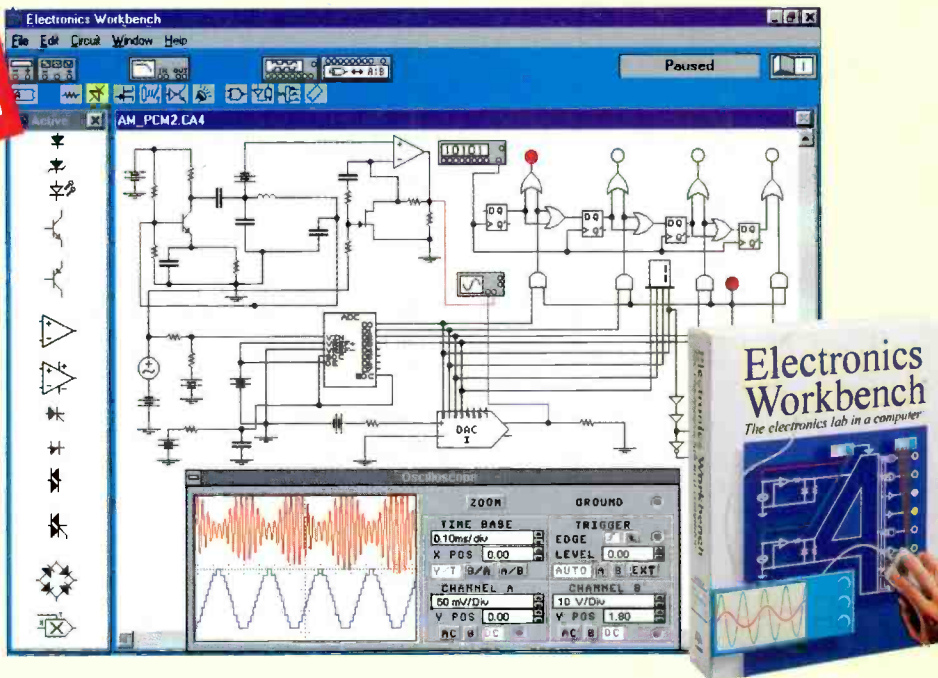
## Software Disk for Basic-52 Book

- 3.5" Disk of circuit examples for P/N 126252

Part No.	Description	Price
126295	Basic-52 3.5" Disk	\$9.95 \$8.95

# Electronics Workbench®

**NEW  
WINDOWS 95/NT  
32 BIT VERSION**



## Design and Verify Circuits Faster

Join over 20,000 customers using the affordable mixed-signal simulator

Design faster with Electronics Workbench. Mix the analog and digital components and ICs in any combination. And with a click of the mouse, try 'what if' scenarios and fine tune your designs. The built-in SPICE simulator gives you real-world waveforms.

All without programming or netlist syntax errors.

And in minutes. Not hours or days.

You'll be up and running sooner. And create better designs faster with Electronics Workbench. We guarantee it!

### INTERACTIVE IMAGE TECHNOLOGIES LTD.

908 Niagara Falls Blvd. #068, North Tonawanda, NY 14120-2060  
Telephone: 416-977-5550 BBS: 416-977-3540  
CompuServe: 71333,3435 E-mail: ewb@interactiv.com

### Electronics Workbench: \$299

- Click & drag schematic capture
- Mixed analog/digital SPICE simulator
- Instant Bode plots and scrollable waveforms
- 50 analog components with 350 models
- 140 digital components and ICs in TTL and CMOS
- Windows 95/NT/3.1, DOS and Macintosh versions
- Free unlimited technical support
- 30-day money-back guarantee

### Engineer's Pack: \$599

- Electronics Workbench
- 2,450 models
- Import/Export SPICE netlists
- Export to PCB packages

To discover more about *the* affordable mixed-signal simulator, call us today at:

# 800-263-5552

Fax: 416-977-1818

Internet: <http://www.interactiv.com>

Australia: 25193993 • Brazil: 11-4535588 • Cyprus: 262-1068 • Czech Republic: 19-224308 • Denmark: 33-25-0109 • Finland: 0-297-5033 • France: 14908-9000 • Germany: 711-62-7740 • Greece: 1-524-9981 • Hungary: 1-215-0082 • India: 11-544-1343  
Indonesia: 21-470-0815 • Israel: 3-647-5613 • Italy: 11-437-5549 • Japan: 3-3382-136 • Malaysia: 3-774-2189 • Mexico: 5-593-5260 • Netherlands: 18-031-7666 • New Zealand: 9-267-1756 • Norway: 22-16-7045 • Philippines: 973-27-0118 • Portugal: 1-81-46609  
Singapore: 777-2303 • Slovenia: 61-317-830 • South Africa: 331-6-8309 • South Korea: 2-222-3431 • Spain: 1-383-8335 • Sri Lanka: 1-86-5970 • Sweden: 87-40-5500 • Taiwan: 886-2-366-0080 • Thailand: 662-398-6952 • UAE: 4453505 • UK: 203-23-3216

Trademarks are property of their respective holders. Offer is in U.S. dollars and valid only in the United States and Canada. All orders subject to \$15 shipping and handling charge.

CIRCLE 126 ON FREE INFORMATION CARD



INTERACTIVE

9EA3FP95