

BUILD A FUNCTION GENERATOR FOR YOUR WORKBENCH

NOVEMBER 1995

Electronics NOW

Combined with
Radio
Electronics

MUSIC VISION

creates exciting video
patterns in response to music

Learn about
X-Rays
on the hundredth
anniversary of
their discovery

A high-power, hi-fi
Audio Amplifier
that you can build

Build an
EEPROM Programmer
and put it to work in
five simple EEPROM projects

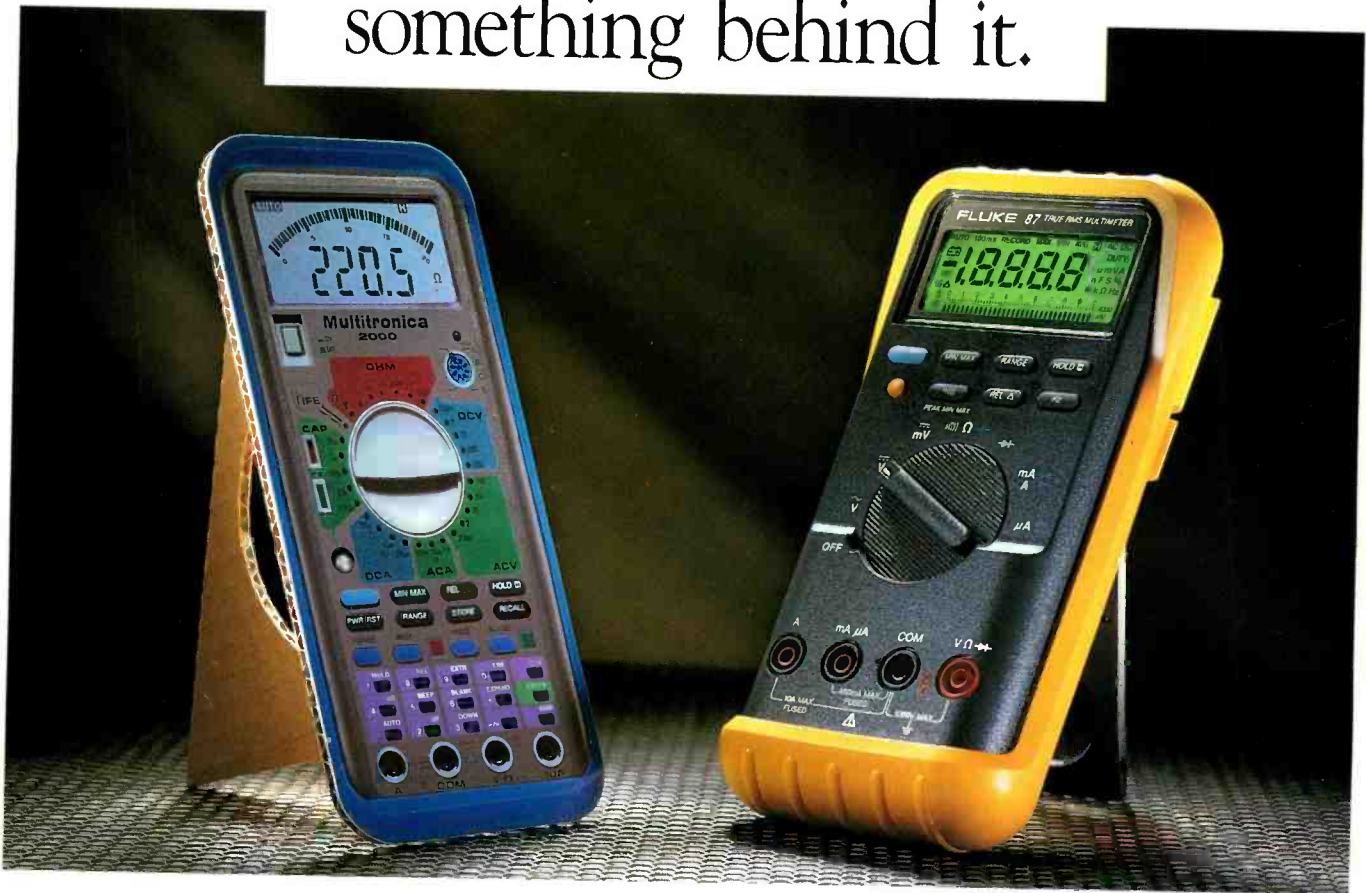


A GEARSBACK
PUBLICATION

\$3.50 U.S.
\$3.95 CAN.

#BXNBQWF***** 5-DIGIT 87111
#BRK4777T095 5#570236 OAP31
|||
CHRIS BARKER JUN 97
11EN
87111

Before you get turned on
by the front of a meter, make sure there's
something behind it.



Fluke meters are designed for professionals who value function over frills.

There's nothing superficial about the Fluke family of versatile digital multimeters. Pick one up and you feel that it's a substantial tool. Designed to fit the application and the way you work. With features like our patented Touch Hold® function that freezes a reading on the display, and intelligently updates with each new reading. Automatically. Without requiring a third hand to push a button. Fluke meters attain stable, accurate readings in half the time of most imitations, making you more productive on the job.



Other meters are merely "designed to meet" certain guidelines; Fluke designs and builds a full line of meters that actually achieve UL, VDE and TÜV safety certification. Fluke's guarantee goes beyond manufacturing defects to include meter specifications for an entire year, so you can trust the readings. And Fluke backs you with toll-free customer assistance numbers, and a world-wide service organization. Discover why more professionals around the world say, "Hand me the Fluke." See your local distributor, or call **1-800-87-FLUKE** for a catalog and the name of the distributor nearest you.

Serious Tools for Serious Work

FLUKE®

© 1994 Fluke Corporation. P.O. Box 9090, M/S 250E, Everett, WA,
USA 98206-9090. U.S. (206) 356-5400. Canada (905) 890-7600.
Europe (31 40) 644200. Other Countries (206) 356-5500.
All rights reserved. Ad No. 00567

CIRCLE 121 ON FREE INFORMATION CARD

www.americanradiohistory.com

Take this GIANT CIRCUIT LIBRARY for only \$14.95


when you join the *Electronics Engineers' Book Club*®

THE ENCYCLOPEDIA OF ELECTRONIC CIRCUITS —Vols. 1–4 by Rudolf F. Graf

Hundreds of circuit ideas alphabetically arranged — from Alarm circuits to Zero crossing detector circuits!

"... includes schematics for the latest electronics circuits from industry leaders..."
—*Popular Electronics*

Turn to this comprehensive circuit library for hundreds of project ideas . . . valuable troubleshooting and repair tips . . . and concise pinout diagrams and schematics. In each volume you'll find more than 700 electronic and integrated circuits and 100+ circuit categories right at your fingertips to give you ideas you can use on the job or at your workbench.



3,088 total pages 4,490 total illustrations

Book No. 5861488 Hardcover

If coupon is missing, write to: Electronics Engineers' Book Club
A Division of The McGraw-Hill Companies, P.O. Box 549, Blacklick, OH 43004-9918

As a member of the Electronics Engineers' Book Club . . .

. . . you'll enjoy receiving Club bulletins every 3-4 weeks containing exciting offers on the latest books in the field at savings of up to 50% off of regular publishers' prices. If you want the Main Selection, do nothing and it will be shipped automatically. If you want another book, or no book at all, simply return the reply form to us by the date specified. You'll have at least 10 days to decide. If you ever receive a book you don't want due to late delivery of the bulletin, you can return it at our expense. And you'll be eligible for *FREE BOOKS* through the Bonus Book Plan. Your only obligation is to purchase 3 more books during the next 2 years, after which you may cancel your membership at any time.

Publisher's price shown. ©1995 EEBC

ELECTRONICS ENGINEERS' BOOK CLUB

A Division of The McGraw-Hill Companies,
P.O. Box 549, Blacklick, OH 43004-9918

YES! Please send me *The Encyclopedia of Electronic Circuits—Vols. 1–4* (5861488), billing me \$14.95 plus shipping/handling & tax. Enroll me as a member of the **Electronics Engineers' Book Club** according to the terms outlined in this ad. If not satisfied, I may return the books within 10 days and have my membership cancelled.

Name _____

Address / Apt. # _____

City _____

State _____

Zip _____ Phone _____

Valid for new members only, subject to acceptance by EEBC. Canada must remit in U.S. funds drawn on U.S. banks. Applicants outside the U.S. and Canada will receive special ordering instructions. A shipping/handling charge & sales tax will be added to all orders. RPIF1195

CONTENTS

NOVEMBER 1995

ON THE COVER

23 Music Vision

Tired of inane videos on MTV? Music Vision, this month's feature project, brings new meaning to music videos. Music Vision makes the color organs of the 1960s and 1970s seem like ancient history. It processes audio signals and displays colorful, active, abstract patterns directly on a video monitor or TV screen. In essence, Music Vision converts the standard raster-scanned TV screen into an oscilloscope-like display. Audio signals are separated into two components that are phase-shifted about 90 degrees relative to each other. Then they are digitally sampled and stored in a video RAM buffer as an array of data bits whose locations correspond to the display coordinates. You may never look at TV — or listen to music — the same way again!

— Steven Duane Kraft



TECHNOLOGY

29 X-RAYS AND THEIR DISCOVERER

Wilhelm Konrad Röntgen discovered X-rays one hundred years ago this month.
— Luther Stroud



39 FIVE EASY EEPROM PROJECTS



Now you can get experience and put your EEPROM programmer to work. — G. Y. Xu

41 BRIDGES: MATCHING RESISTORS AND CAPACITORS

Resistance and capacitance bridges and substitution boxes.
— Ray Marston



112 112 dB METER



Makes it easy to measure field strength, filter outputs, and to check oscillator injection levels.

— John Pivnichny

As a service to readers, ELECTRONICS NOW publishes available plans or information relating to newsworthy products, techniques and scientific and technological developments. Because of possible variances in the quality and condition of materials and workmanship used by readers, ELECTRONICS NOW disclaims any responsibility for the safe and proper functioning of reader-built projects based upon or from plans or information published in this magazine.

Since some of the equipment and circuitry in ELECTRONICS NOW may relate to or be covered by U.S. patents, ELECTRONICS NOW disclaims any liability for the infringement of such patents by the making, using, or selling of any such equipment or circuitry, and suggests that anyone interested in such projects consult a patent attorney.

ELECTRONICS NOW, (ISSN 1067-9294) November 1995. Published monthly by Gernsback Publications, Inc., 500 Bi-County Boulevard, Farmingdale, NY 11735-3931. Second-Class Postage paid at Farmingdale, NY and additional mailing offices. Canada Post IPM Agreement No. 334103, authorized at Mississauga, Canada. One-year subscription rate U.S.A. and possessions \$19.97, Canada \$27.79 (includes G.S.T. Canadian Goods and Services Tax, Registration No. R125166280), all other countries \$28.97. All subscription orders payable in U.S.A. funds only, via international postal money order or check drawn on a U.S.A. bank. Single copies \$3.50. © 1995 by Gernsback Publications, Inc. All rights reserved. Printed in U.S.A.

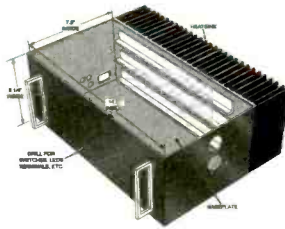
POSTMASTER: Please send address changes to ELECTRONICS NOW, Subscription Dept., Box 55115, Boulder, CO 80321-5115.

A stamped self-address envelope must accompany all submitted manuscripts and/or artwork or photographs if their return is desired should they be rejected. We disclaim any responsibility for the loss or damage of manuscripts and/or artwork or photographs while in our possession or otherwise.

BUILD THIS

31 HIGH-POWER HI-FI AUDIO AMPLIFIER

This high-powered FET-based amplifier offers outstanding performance for audio enthusiasts or professional sound-reinforcement applications.
— Reinhard Metz



33 BENCHTOP FUNCTION GENERATOR

Produce square, sine, or triangle waves from 0.1 Hz to 1 MHz. — Carl J. Bergquist

37 Low-Cost EEPROM PROGRAMMER

Now you can get started using electrically erasable programmable read-only memories.— G.Y. Xu

DEPARTMENTS

8 VIDEO NEWS


What's new in this fast-changing field. — David Lachenbruch

13 EQUIPMENT REPORT

PocketPOST diagnostic card.

114 HARDWARE HACKER

Patent horror stories, magic sinewaves, and more.
— Don Lancaster

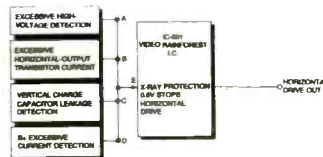


120 AUDIO UPDATE

More miscellaneous matters.
— Larry Klein

122 TROUBLESHOOTING

Shutdown circuits. — Alvie Rodgers, C.E.T.



130 COMPUTER CONNECTIONS

Are entrepreneurs dead? — Jeff Holtzman

AND MORE

4 WHAT'S NEWS

7 ADVERTISING SALES OFFICES

8 Q&A

10 LETTERS

18 NEW PRODUCTS

20 NEW LITERATURE

180 ADVERTISING INDEX

Electronics NOW®

Hugo Gernsback (1884-1967) founder

LARRY STECKLER, EHF, CET,
Editor-in-chief and publisher

EDITORIAL DEPARTMENT

- BRIAN C. FENTON**, editor
- MARC SPIWAK**, associate editor
- NEIL SCLATER**, associate editor
- TERI SCADUTO**, assistant editor
- JEFFREY K. HOLTZMAN**, computer editor
- ROBERT GROSSBLATT**, circuits editor
- LARRY KLEIN**, audio editor
- DAVID LACHENBRUCH**, contributing editor
- DON LANCASTER**, contributing editor
- MICHAEL A. COVINGTON, N4TMI**, contributing editor
- EVELYN ROSE**, editorial assistant

ART DEPARTMENT

- ANDRE DUZANT**, art director
- RUSSELL C. TRUELSON**, illustrator

PRODUCTION DEPARTMENT

- RUBY M. YEE**, production director
- KAREN S. BROWN**, advertising production
- KATHRYN R. CAMPBELL**, production assistant
- KEN COREN**, desk top production

CIRCULATION DEPARTMENT

- JACQUELINE P. CHEESEBORO**, circulation director
- THERESA LOMBARDO**, circulation assistant

REPRINT DEPARTMENT

- MICHELE TORRILLO**, reprint bookstore

Typography by Mates Graphics
Cover design by David Loewy

Electronics Now is indexed in *Applied Science & Technology Index*, and *Readers Guide to Periodical Literature*, *Academic Abstracts*, and *Magazine Article Summaries*.

Microfilm & Microfiche editions are available. Contact circulation department for details.

Advertising Sales Offices listed on page 7.


Electronics Now Executive and Administrative Offices
1-516-293-3000.

Subscriber Customer Service:
1-800-288-0652.

Order Entry for New Subscribers:
1-800-999-7139.



Audit Bureau
of Circulations
Member



WHAT'S NEWS

A REVIEW OF THE LATEST HAPPENINGS IN ELECTRONICS

GPS system tracks Parisian buses.

One of the busiest bus routes in Paris is now being monitored by the Altair satellite communication system. The city's bus company has set up its pilot program based on the American Global Positioning System (GPS) to pinpoint bus locations to within 33 feet. The bus position information is sent to both a control office and passengers waiting at stops along a north-south route through Paris.

Commuters can watch the movement of the buses' on a liquid crystal display screen located at the stop. It informs them of the time of arrival of the next bus within an accuracy of about a minute. The system can also be used by the Paris police and fire departments as well as emergency medical vehicles and taxis.

The Altair system, developed by Cityloc, a consortium of the French manufacturers GTMH and SAGEM, is based on the 24 orbiting GPS satellites. Each bus is equipped with a GPS receiver and a transmitter for transmitting its location to a central station at regular intervals. The equipment for each bus costs about \$2000.

When the buses travel in tunnels or narrow streets where buildings block GPS signal reception, a backup system is activated. Each bus has a computer that processes direction data from an on-board gyro and distance traveled from an on-board odometer.

Data from the GPS satellites and the bus backup system is gathered and sent through an internal computer network to several locations.

The route's district control office compiles a precise overview of all bus locations on the route. A dashboard display on the bus keeps the driver informed about the location of buses both in front of and behind his vehicle along the route.

Passengers on the bus hear continuous announcements about the next stops and the estimated times of arrival there. Meanwhile, people waiting for buses are told when the next two buses are expected to arrive, and they are informed about disruptions that could cause delays.

The LCD screens at the bus stops receive their data by radio. Altair regulates traffic flow, permitting the buses to be positioned more uniformly. If an emergency condition is detected on any bus, security personnel can be dispatched immediately to the precise location.

The city of Paris is evaluating

the program to determine if it should be extended to all 260 city bus routes.

Global Positioning System Upgrade

The Federal Aviation Administration (FAA) awarded a contract last August for an improvement in the Global Positioning System (GPS) called the Wide-Area Augmentation System. This system will make location fixes obtained from GPS satellites far more accurate by correcting them in real time with a supplementary signal.

The system will be mandatory for commercial aircraft flying over the United States, but private aircraft, ships, and vehicles of all kinds can take advantage of the improved accuracy, if the owners are willing



THE ALTAIR COMMUNICATION SYSTEM pinpoints bus locations in Paris with signals from GPS satellites. A liquid-crystal display at bus stops keep commuters informed of bus locations. Drivers and controllers can also keep tabs on bus locations and arrival times.

to install an additional receiver.

Non-military owners of GPS receiver will be able to pinpoint their locations to within about 7 meters, or 21 feet, anywhere in the United States. This compares with an accuracy of within about 100 meters or 300 feet now possible with existing, uncorrected GPS receivers. However, the FAA system will have no effect on the higher accuracy that can be obtained by U.S. military GPS receivers in aircraft, ships and ground vehicles. They receive different, more accurate signals from the GPS satellites.

A \$475 million contract was awarded to a consortium led by Wilcox Electric, a subsidiary of Northrop, that includes Hughes Aircraft, a subsidiary of General Motors, and TRW. The consortium expects to complete system testing by late 1998 or early 1999.

The GPS system now consists of a constellation of 24 satellites orbiting 11,000 miles above the earth. Each transmits a unique signal that identifies itself. The receiver, some now smaller than a pocket book, picks up signals from the four or five satellites in radio range any time. The receiver then determines its own position on earth relative to the positions of each of the satellites in range by triangulation.

The Wide-Area Augmentation system will consist of 36 receiving stations in the United States located at selected, precisely surveyed sites. Each of the stations will receive the signals transmitted by the GPS satellites and calculate its own position based on that data. The position, determined by triangulation from the satellite signals, will then be compared with the station's true known location and an error is determined.

That error will then be transmitted to a central station which will collect error signals from all 36 stations and determine an overall correction factor. That factor will then be transmitted to an independent geosynchronous satellite in stationary orbit 22,000 miles above continental United States. (Geosyn-chronous communications and weather satellites are stationed over the equator.)

The FAA's geosynchronous satellite

will then retransmit the correction factor to aircraft in flight, or any other GPS receiver. The GPS receivers will continue to determine their own positions directly from the GPS satellites, but those positions will then be fixed more precisely with the correction signal received from the geosynchronous satellite.

An FAA spokesman said that the seven-meter accuracy is far more precise than any that can be obtained from radar or other existing navigation systems. This will permit FAA air-traffic controllers to direct aircraft closer to each other by without additional risk. Nevertheless, radar will be still kept on commercial aircraft, if only for backup.

FAA officials believe that as early as 1998 GPS could be the only electronics navigation system still functioning throughout the United States. The FAA would like to phase out the existing system of radio beacons that was installed in the 1940s. They see the possibility that commercial air lines can recover some of the costs associated with receiver installation for the Wide Area Augmentation system in fuel savings. Commercial aircraft would no longer be required to deviate from straight-line routes to fly over radio beacons as they do today.

Cyberglove offers a touching experience

Virtual reality has been advanced with the invention of a glove that adds the sense of touch to virtual reality. Developed by Ron Renzi of Sandia National laboratories, it is a byproduct of the Sandia's work on virtual environments as a training method for workers dismantling military weapons.

Renzi said that adding the sense of touch makes the virtual experience more lifelike, adding that "it allows you to feel more immersed in the environment." The tactile sensations help the users orient themselves spatially by permitting them to feel their way around the virtual space.

Renzi and his co-workers have simulated the sensation of touching stuc-

Continued on page 125

EARN YOUR B.S. DEGREE IN COMPUTERS OR ELECTRONICS



By Studying at Home

Grantham College of Engineering, now in our 45th year, is highly experienced in "distance education"—teaching by correspondence—through printed materials, computer materials, fax, modem, and phone.

No commuting to class. Study at your own pace, while continuing on your present job. Learn from easy-to-understand but complete and thorough lesson materials, with additional help from our instructors.

Grantham offers three separate distance-education programs, leading to the following accredited degrees:

- (1) The B.S.E.T. with Major Emphasis in Electronics.
- (2) The B.S.E.T. with Major Emphasis in Computers.
- (3) The B.S.C.S. — the Bachelor of Science in Computer Science.

An important part of being prepared to *move up* is holding the right college degree, and the absolutely necessary part is knowing your field. Grantham can help you both ways—to learn more and to earn your degree in the process.

Write or phone for our free catalog. Toll free, 1-800-955-2527, or see mailing address below.

Accredited by
the Accrediting Commission of the
Distance Education and
Training Council

GRANTHAM
College of Engineering
Grantham College Road
Slidell, LA 70460



VIDEO NEWS

WHAT'S NEW IN THE FAST-CHANGING VIDEO INDUSTRY

BY DAVID LACHENBRUCH

Digital camcorders arrive

As we go to press, the first consumer digital camcorders are scheduled to arrive in American stores. Both Sony and Panasonic are now selling the Digital Video Cassette (DVC) camcorders in Japan, and both have promised to have them in the U.S. in plenty of time for affluent videomaniac Christmas shoppers. Three models have been announced—two by Sony and one by Panasonic—with several more brands imminent. The camcorders are based on the industry-standard DVC format approved by some 55 hardware and tape manufacturers (*Electronics Now*, July 1995). The new format uses metal evaporated tape one-quarter-inch wide, with two standard-size cassettes—one presumably for camcorders, the other for VCR decks.

Nobody is offering a DVC deck yet—simply because that format is designed to function as a companion to digital broadcasting, including the U.S. Grand Alliance format. However, camcorders aren't dependent on TV broadcast standards (except for playback), and the new models bring digital quality to high-end consumer and semi-professional videotaping. Both the new Sony and Panasonic models use the smaller cassette—about the size of a DAT cassette—to provide up to one hour's recording (with horizontal resolution of some 500 lines) in either standard or letterboxed aspect ratio. Sony's high-end and Panasonic's only announced version use three CCD pickups, while Sony's lower-priced model has a single pickup.

Neither company has announced prices yet, but in Japan their list prices range from the equivalent of about \$2400 to \$4000 (at recent dollar-to-yen exchange rates). To bring them to compatibility with today's analog TV sets, they include digital-to-analog converters that provide output in NTSC standard (PAL versions for Europe are expected shortly). The camcorders have neither digital inputs nor outputs; because they are capable of making near-perfect copies that is a very touchy subject, any action awaiting a formula for preserving copyrights.

Panasonic describes the 500-line output of its version as "nearly 20% more than laserdisc and 50% more than a live broadcast." Panasonic's signal-to-noise ratio is given as 54 dB, two to three times better than existing consumer video equipment. All versions contain a "snapshot" mode, permitting them to be used as high-resolution, full-frame still cameras while normal audio is continued. Sony's models have two 12-bit stereo audio pairs, while the Panasonic model offers two audio modes—12-bit for two soundtracks and 16-bit for a single stereo pair.

Obviously, at those very high initial prices, those close-to-perfection camcorders aren't for everyone. Their sales will be confined to high-end product dealers with knowledgeable salespeople who can properly describe and demonstrate the camcorders' advantages. Although they are billed as "consumer" models, their appeal is expected to be largely to pro and semi-pro videographers at first, until prices come down. Some cable systems and broadcast news departments might also be interested in

the camcorders, the latter because they are still cheaper than digital broadcast camcorders (but also have fewer editing features). The new camcorders are not for everyone—*yet*—but they are a landmark in both technology and standardization (no Beta-VHS rivalry here).

Digital broadcast questions

With field-testing of the Grand Alliance HDTV system almost completed, the FCC has launched a major inquiry about the future of digital broadcasting. One of the top questions: How compulsory should HDTV be—for both broadcasters and TV set manufacturers? The current broadcasters are greedily eyeing the future digital broadcast spectrum as an opportunity to provide multiple broadcasts in compressed standard-definition, allowing them to offer several shows simultaneously and thus compete better with multi-programming cable systems. The Commission will ponder whether digital broadcasters must be required to program a certain amount of high definition and whether TV set manufacturers must adhere to mandatory rules specifying that sets must be capable of receiving both digital and analog broadcasts.

Among other questions: Because broadcasters will be required to adopt new frequencies for digital broadcasting, how long should they be permitted to broadcast on both digital and analog frequencies. And what is the best way to allocate the existing TV bands after analog tele-


casting ceases? The answers to those and other questions significant to the future of digital broadcasting should come next year, about the same time the FCC officially selects an HDTV system and allocates channels for it.

Mouse for TV

While computers are spouting wireless remote controls, TV sets are beginning to sport mouse-like devices. This strange cross-pollination is showing up, in its early stages, in new generations of Packard Bell computers and Zenith TV sets.

Packard Bell's current line of computers, like last year's, features some models with built-in TV and radio reception. This year, however, Packard Bell has added a familiar gimmick as an optional add-on for some of its models—a very conventional-appearing wireless remote control, designed to operate all TV, audio, and telecommunications functions of the computers.

Zenith has gone in exactly the opposite direction. All of its new TV sets with StarSight on-screen program guide come equipped with "Z-Trak," a convenient, small remote-control device whose principle feature is a trackball that controls an on-screen cursor. Maneuvering the cursor to different parts of the screencalls up various icons. When the trackball is pressed while the cursor is on an icon, a detailed menu appears—which is also controlled by the trackball. The trackball's cursor is also used to maneuver through the StarSight on-screen menu system. But, just in case the TV's owner isn't computer literate, Zenith also includes a conventional remote with those sets. **EN**



"Not another set-top box!"

Gernsback Publications, Inc.
500 Bi-County Blvd.
Farmingdale, NY 11735-3931
1-(516) 293-3000
Larry Steckler, EHF/CET
 President

Christina Estrada
 assistant to the President

For Advertising ONLY
1-516-293-3000
Fax 1-516-293-3115

Larry Steckler
 publisher

Arline Fishman
 advertising director

Denise Mullen
 advertising assistant

Adria Coren
 credit manager

Subscriber Customer Service
 1-800-288-0652

Order Entry for New Subscribers
 1-800-999-7139
 7:00 AM - 6:00 PM M-F MST

ADVERTISING SALES OFFICES

EAST/SOUTHEAST
Stanley Levitan
 Eastern Advertising
 1 Overlook Ave.
 Great Neck, NY 11021-3750
 1-516-487-9357
 Fax 1-516-487-8402

MIDWEST/Texas/Arkansas/Okla.
Ralph Bergen
 Midwest Advertising
 One Northfield Plaza, Suite 300
 Northfield, IL 60093-1214
 1-708-446-1444
 Fax 1-708-559-0562

PACIFIC COAST
Blake Murphy
 Pacific Advertising
 Hutch Looney & Associates, Inc.
 6310 San Vicente Blvd.
 Suite 360
 Los Angeles, CA 90048-5426
 1-213-931-3444
 Fax 1-213-931-7309

Electronic Shopper
Joe Shere
 National Representative
 P.O. Box 169
 Idyllwild, CA 92549-0169
 1-909-659-9743
 Fax 1-909-659-2469

ANTIQUE RADIO CLASSIFIED
Free Sample!
 Antique Radio's
 Largest Circulation Monthly.
 Articles, Ads & Classifieds.
 6-Month Trial: \$17.95. 1-Yr: \$34.95 (\$51.95-1st Class).
 A.R.C., P.O. Box 802-L15, Carlisle, MA 01741
 Phone:(508) 371-0512 VISA/MC Fax:(508) 371-7129

Be an FCC LICENSED ELECTRONIC TECHNICIAN!

Earn up to \$60 an hour and more!

Learn at home in spare time. No previous experience needed!

No costly school. No commuting to class. The Original Home-Study course prepares you for the "FCC Commercial Radiotelephone License." This valuable license is your professional "ticket" to thousands of exciting jobs in Communications, Radio-TV, Microwave, Maritime, Radar, Avionics and more...even start your own business! You don't need a college degree to qualify, but you do need an FCC License.

No Need to Quit Your Job or Go To School
 This proven course is easy, fast and low cost! **GUARANTEED PASS**—You get your FCC License or money refunded. **Send for FREE facts now. MAIL COUPON TODAY!**
Or, Call 1-800-932-4268 Ext. 90

COMMAND PRODUCTIONS
 FCC LICENSE TRAINING, Dept. 90
 P.O. Box 2824, San Francisco, CA 94126
 Please rush FREE details immediately!

NAME _____
 ADDRESS _____
 CITY _____ STATE _____ ZIP _____



Q & A

READERS QUESTIONS, EDITORS ANSWERS

60 LEDs, ONE AT A TIME

Could you please explain how I can hook up 60 LEDs to count from 1 to 60 sequentially? I am trying to make a clock and would appreciate any help you can give me.—W. Closs, Cambridge, Ont., Canada

We gather that the hour, minute, and second hands of your clock will be LEDs arranged in a circle, and the position of the hand will be indicated by lighting one LED at a time. Although we can't publish complete plans here, we can get you started. We'll have to assume that you already know how to set up binary counters and get them to count at the right speed.

What you need is a demultiplexer circuit that has 60 outputs and accepts a binary number telling it which output to activate. The bina-

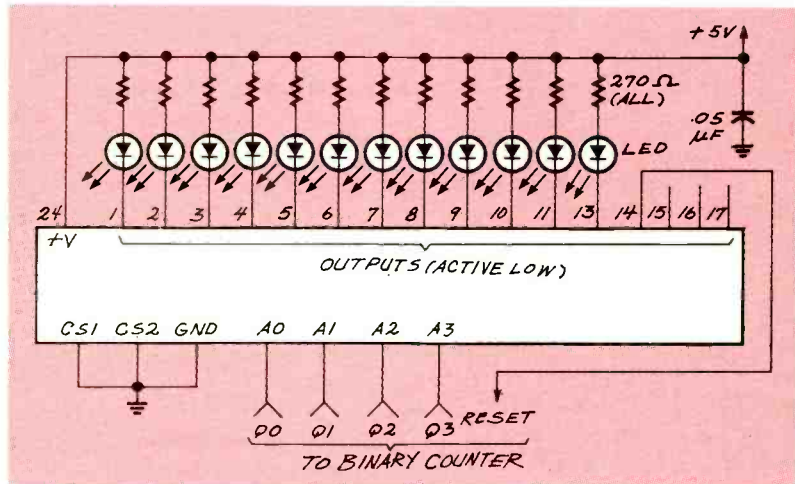


FIG. 1—A DEMULTIPLEXER selects a different LED for each binary number at its input. The counter resets after a count of 12.

ry numbers from the counter can select the individual LEDs.

The widely available 74154 (74LS154, 74HC154) IC is a demultiplexer with 16 outputs. Figure 1 shows how to use it for the hour hand of your clock. The first

twelve outputs go to LEDs, and the thirteenth can be used to reset the binary counter. Note that all the outputs of the 74154 are active-low, which means that the selected output is in the "low" (0-volt) state and the others are in the "high" (+5-

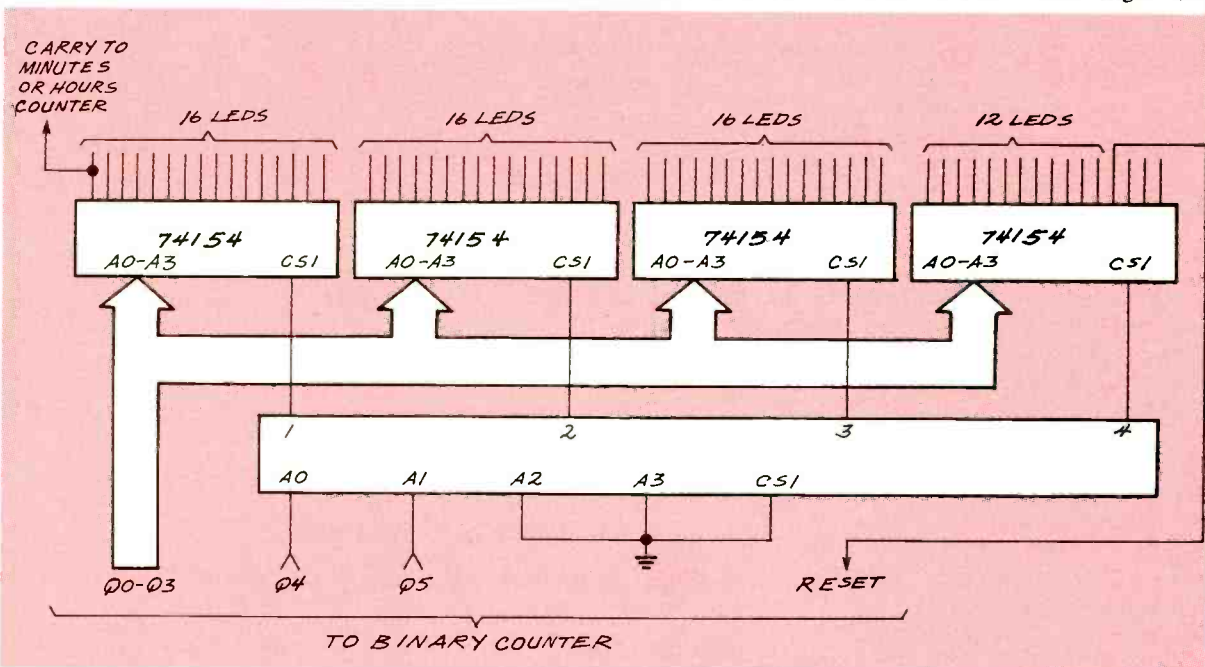


FIG. 2—BLOCK DIAGRAM shows how to cascade demultiplexers to get 60 outputs. Connections not shown are as in Fig. 1.

volt) state. The reset inputs of most binary counters are also active low (0V to reset, +5V to run).

For the minute and second hands, you'll need to cascade five demultiplexers to get 64 outputs (of which you will use 60, plus the 61st for reset). Figure 2 is a block diagram of how to do this. Notice that you can use one of the outputs as a "carry" to the next binary counter; for example, the second hand carries to the minute counter, and the minute hand carries to the hour counter.

AC WATTMETER

I want to build an AC wattmeter. It must operate on 120V AC and have a range from 0 to 1500 watts to cover most domestic equipment. I just want to plug in equipment and read out the wattage consumption without doing any calculations.—D. Cranston, Lakewood, CA

An AC wattmeter is a complicated instrument. But if all the wattages that you want to measure are at the same voltage (120V AC) and the loads are resistive (such as lights, heaters, or motors under load), then you can fake it by using a set of resistors as shown in Fig. 3.

Just pass the current through an 0.12-ohm resistance (four 0.47-ohm, 5-watt resistors in parallel), connect an AC voltmeter across the resistance, and read volts as kilowatts. That is, every volt across the resistance corresponds to 1000 watts (equal to 8 amps) drawn by the load. Remember that the voltmeter terminals are "hot"; use insulated pin sockets so that you won't

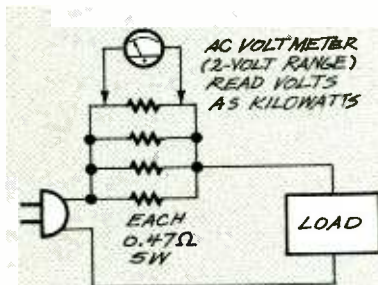


FIG. 3—POWER CONSUMED by an appliance can be estimated accurately from a voltage reading across a series resistance. The voltage drop across the resistor is negligible.

touch the contacts accidentally.

On inductive or capacitive loads, such as unloaded motors or transformers and computer power supplies, your wattmeter will read high because the current and voltage are not in phase.

BLOOD OXYGEN MEASUREMENT

My doctor puts a clamp on my finger to check the oxygen level in my blood. The machine looks simple enough, like a DMM with a sensor on a cord, but he won't let me take it apart to find out what's inside. Can you help me?—F. Moore, Riverton, WY.

An oximeter measures the amount of oxygen in your blood by shining light through some part of your body—traditionally the earlobe, nowadays often the finger—and comparing the transmission of two different wavelengths, 800 nm (in the near infrared) and 640 nm (bright red). If they're about the same, your oxygen is very low; if your

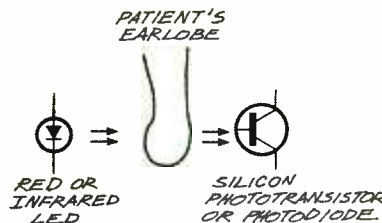


FIG. 4—OXYGEN in the bloodstream is measured by comparing light transmission through an earlobe at 640 and 800 nanometers.

blood is well oxygenated, the 640 nm transmission will be much higher. The light sources are LEDs, and the detector is a silicon photodiode or phototransistor (see Fig. 4).

The ear clips that come with exercise machines, for measuring your pulse, work much the same way, except that they operate deeper in the infrared region of the spectrum and detect changes in blood volume rather than oxygenation. We published plans for a pulse monitor of this type in our September and November 1982 issues.

**CABLE CONVERTERS
CABLE DESCRABLERS
CONVERTER TEST CHIPS**

**WIRELESS QUICK BOARDS IN STOCK
SCIENTIFIC ATLANTA -ZENITH-TOCOM
PIONEER-JERROLD COMPATIBLE-OAK
30 DAY MONEY BACK GUARANTEE**

**WE SHIP FEDERAL EXPRESS & UPS COD 2DAY AIR
#1 IN CUSTOMER SERVICE & PRODUCT SUPPORT
VISUAL COMMUNICATIONS INC.**

615 MAIN ST. SUITE 206 STROUDSBURG PA 18360

VISA 1-800-GO-CABLE

FOR CATALOG CALL 717-620-4363 NO PA SALES

MULTI-VISION ELECTRONICS

Converters & Descramblers

- *Jerrold *SA
- *Tocom *Oak
- *Zenith *More



Why tolerate unbearable, monthly cable fees when you can buy for less at Multi-Vision?

1-800-835-2330

Earn \$1000

A Week While You Learn High Paying VCR Repair.

**Earn While You Learn . . .
Secrets Revealed . . .**

Train at Home

If you are able to work with small hand tools and possess average mechanical ability, you could earn top dollar part time or full time. Our learn by doing method teaches you how to work on VCR's without boring unnecessary electronic basics.

For Free Information Package Send Coupon to:
Foley-Belsaw Institute, 6301 Equitable Road,
Kansas City, MO 64120

Check VCR or another High Paying Career Field (Check One Box Only)

<input type="checkbox"/>	VCR Repair, Dept. 62397
<input type="checkbox"/>	Computer Repair, Dept. 64294
<input type="checkbox"/>	TV/Satellite Dish, Dept. 31172
<input type="checkbox"/>	Advance VCR Repair, Dept. 65055
<input type="checkbox"/>	Camcorder Repair, Dept. 66065
<input type="checkbox"/>	Fax Repair, Dept. 67065
<input type="checkbox"/>	Printer Repair, Dept. 68064
<input type="checkbox"/>	Computer Programming, Dept. 35120

FOLEY BELSAW
Since 1926

Name _____

Address _____

City _____

State _____ Zip _____

CIRCLE 180 ON FREE INFORMATION CARD



LETTERS

SEND YOUR COMMENTS TO THE EDITORS OF ELECTRONICS NOW MAGAZINE

TELCO-IN-A-BOX ERROR

Several of our eagle-eyed readers picked up on an error that appeared in the "Telco in a Box" schematic on page 44 of the September issue of *Electronics Now*. As it was shown, there was a positive voltage connected to both sides of relay RY2's coil, which would make it impossible for it to work. As it is supposed work, the Darlington transistor pair draws current through the relay coil to ground through the SCR. For it to work that way, the +V connection at the collector of Q1 should be removed. The corrected schematic is reprinted here. Sorry for the confusion.—*Editor*.

ACOUSTIC CANCELLATION REBUTTAL

I am responding to an item about acoustic cancellation that appeared in the "Hardware Hacker" column in the June issue of *Electronics Now*. I disagree with Don Lancaster's assessment of the technology.

First, Mr. Lancaster expressed disdain at the limitation to the low frequencies. Active noise cancellation can work on higher frequencies, but so can less-expensive, passive methods. Low-frequency noise can be reduced effectively only through electronic cancellation, so it makes sense to concentrate there. Mr. Lancaster said that active headphones can achieve a modest reduction. However, we have sold our NoiseBuster headphone to thousands of consumers, many of whom find the noise reduction to be dramatic.

Second, Mr. Lancaster stated that the problem with an active noise-control application for reducing air-duct noise is that it fails to get rid of *all* noise. Isn't it better to reduce a significant amount of the irritating, fatiguing din emanating from a ventilation system than none? There is no other way to reduce that noise.

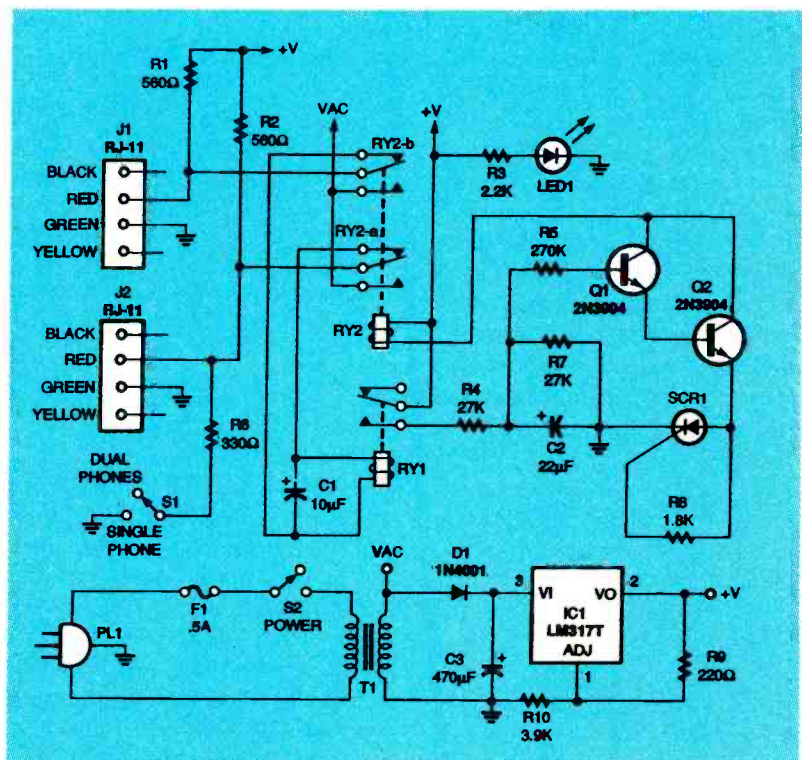
It is true that a confined area such as a headphone is the simplest application. However, there are many other viable applications. Perhaps Mr. Lancaster is not up to date on acoustical cancellation. Noise Cancellation Technologies is now in full production of a volumetric cabin-quieting system for turbo prop aircraft. That system cancels the primary frequency and

its harmonics in the entire cabin.

It seems that Mr. Lancaster's overall problem with active noise cancellation is that it doesn't eliminate all noise. Obviously, the technology will not leave you in complete silence. But many people are not interested in complete silence. They just want some degree of relief from the daily drone of background noise. To say that active noise cancellation "doesn't work" simply is not true. I would be happy to invite Mr. Lancaster down to our Maryland lab facility to experience our dramatic demonstrations, if he is interested.

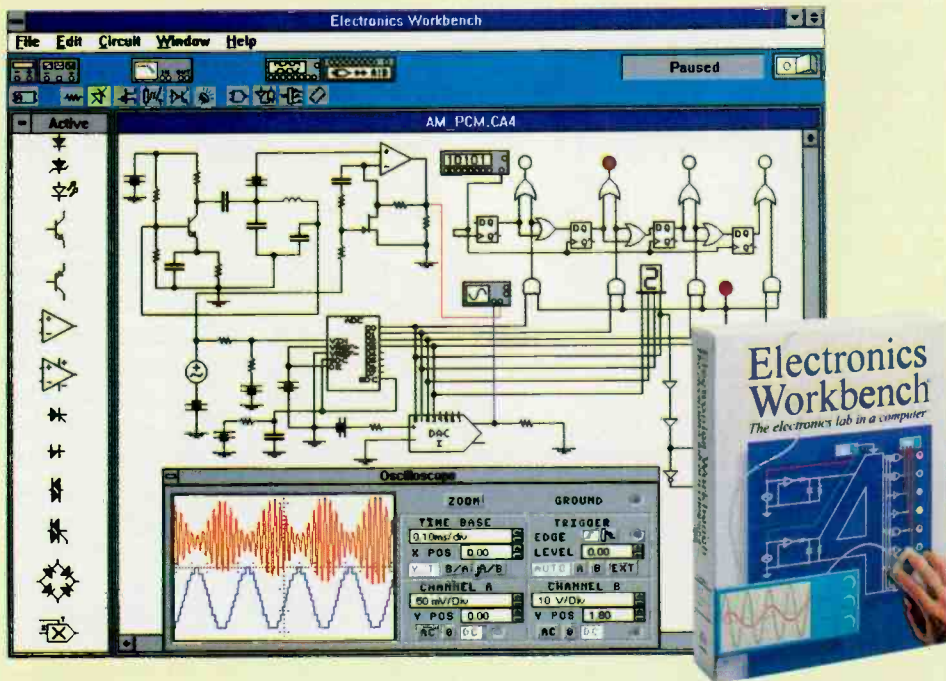
MICHAEL J. PARRELLA
President

Noise Cancellation Technologies, Inc.
Stamford, CT



REPRINTED TELCO IN A BOX SCHEMATIC. The +V connection at the collector of Q1 (see *Electronics Now*, September 1995) has been removed.

Electronics Workbench®



Design and Verify Circuits Faster

Join over 20,000 customers using *the* affordable mixed-signal simulator

Design faster with Electronics Workbench. Mix the analog and digital components and ICs in any combination. And with a click of the mouse, try 'what if' scenarios and fine tune your designs. The built-in SPICE simulator gives you real-world waveforms.

All without programming or netlist syntax errors.

And in minutes. Not hours or days.

You'll be up and running sooner. And create better designs faster with Electronics Workbench. We guarantee it!

INTERACTIVE IMAGE TECHNOLOGIES LTD.

908 Niagara Falls Blvd. #068, North Tonawanda, NY 14120-2060
 Telephone: 416-977-5550 BBS: 416-977-3540
 CompuServe: 71333,3435 E-mail: ewb@interactiv.com

Electronics Workbench: \$299

- Click & drag schematic capture
- Mixed analog/digital SPICE simulator
- Instant Bode plots and scrollable waveforms
- 50 analog components with 350 models
- 140 digital components and ICs in TTL and CMOS
- Windows, DOS and Macintosh versions
- Free unlimited technical support
- 30-day money-back guarantee

Engineer's Pack: \$599

- Electronics Workbench
- 2,450 models
- Import/Export SPICE netlists
- Export to PCB packages

To discover more about *the* affordable mixed-signal simulator, call us today at:

800-263-5552

Fax: 416-977-1818

Internet: <http://www.interactiv.com>



FREE CATALOG TOOLS & TEST EQUIPMENT—This new full-color catalog is packed with hundreds of products for testing, repairing, and assembling electronic equipment. Featured: brand-name instruments such as Fluke, Tektronix, Weller, 3M, Loctite, Chemtronics, BK Precision and much more. DMMs, hand tools, power supplies, tool kits, test equipment, cleaners, adhesives, ESD protection and more. Products are guaranteed and service is prompt. Get your Free catalog today!
CONTACT EAST 335 Willow St., No. Andover, MA 01845. (508) 682-2000, or fax (508) 688-7829.

CIRCLE 55 ON FREE INFORMATION CARD

PAY TV AND SATELLITE DESCRAMBLING
 all new info Volume 6 all new info

Volume 6 Our entire collection of all current cable satellite and wireless turn-ons Pay TV volumes 1-5 (all different Vol 1 basics) Satellite and DBS Handbook (includes Hacker info) Wireless Cable Hacking Hacker Video Complete Wizard (VCI+) Cellular Phone Hacking \$15.95 each or 3/34.95 or 5/52.95 Newsletter \$29.95/12 issues Catalog \$1 All our info \$129.95 (includes sub)

Scrambling News
 3494 Delaware Ave., Buffalo, NY 14217 1230
 Voice/FAX 716-674-2888 800-716-8711-1919

AMERICAN HEART ASSOCIATION MEMORIALS & TRIBUTES



1-800-AHA-USA1

American Heart Association

HC11 Buffalo Kits

A fast and easy way to incorporate HC11 technology into your next project!



Lowest priced HC11 board available

Only \$87*

- ROM Buffalo monitor
- 512 Bytes EEPROM
- 512 Bytes RAM
- 8 Analog Inputs
- RS-232 interface included
- Built in timers & counters
- 4 Servo Ports

90 Day Money Back Guarantee
 * Shipping & Handling: USA: add \$5 per kit
 Visa, MasterCard, Check or Money Order

Free development software & tech support

Ask about the MIDI Gizmo™!

Internet Users E-mail us at zchris@eskimo.com or see our WWW page- <http://www.eskimo.com/~zchris>

ZORIN
 1633-G 4th Ave West
 Seattle, WA 98119
 (206) 282-6061
 FAX: (206) 282-9579

THE VOICE OF EXPERIENCE

I have been reading *Electronics Now* and several other electronics-related magazines for more years than I would like to admit. My interest in electronics began when my father told me to find another hobby and stop smelling up the house with the basement lab.

For the next couple of years, I built crystal sets for my friends, so they could use them when they were supposed to be asleep. I learned a lot about the old, pre-1941 radios. I joined the navy five days after Pearl Harbor at the age of 17, and spent the next 30 years in some field of electronics or nuclear weapons or going to school.

Over the years, I have noticed in both the "Letters" and "Q&A" columns that basically the same types of questions are asked and the same general types of circuits are requested. I would like to suggest to electronics hobbyists and professionals that they start a filing system and place in it those articles from magazines and other sources that are of interest.

I have done that for many years. I collect both the comments and corrections for each article in the same place. As time passes, I cull through my files and discard those articles on projects that I will never try, or those for which I have lost interest. I always save articles on circuit fundamentals or history. When filing things, be sure they are marked to identify the source.

That type of filing system has two advantages: One, you can always find all the related articles that you have saved. And two, it greatly reduces the number of old magazines lying around.

ROY A. NORMAN,
 LCDR USN, Ret.

Write To:
 Letters,
 Electronics Now Magazine,
 500 Bi-County Blvd.,
 Farmingdale, NY 11735

Due to the volume of mail we receive, not all letters can be answered personally. All letters are subject to editing for clarity and length.

KEEP YOUR DAY JOB

The letter from James M. Laughlin (*Electronics Now*, August 1995), bemoaning the lack of good electronics jobs, prompted me to write. I am a graduate electronics engineer with a BS and an MSEE and 30 years of experience. Some years ago, I taught a technician-level course in electronics at a local vocational school.

Most of the students in my classes had non-technical jobs paying between \$15,000 and \$25,000 a year (on average, about \$10 an hour). Starting at the entry level in electronics, it would take years to earn that much. Those who now have jobs with 20 years "good" experience can make \$30,000 to \$50,000 a year, but they are at the very top of the field. One ad says: "Earn up to \$60 per hour." That would be the case only for an owner/operator of a thriving, long-term business operation. Business today, however, is far from thriving.

I saw the handwriting on the wall for my students, and advised them to keep their present jobs and do electronics on the side at home. I also told them to look at two- and three-family homes to own and manage.

I have always felt that an engineering education is the best education you can get, but it is the poorest job you can have, for many reasons.

PAUL JAMES
 Bayside, NY

I agree with James McLaughlin's assessment of the job market in the U.S. He is correct that most job opportunities are in the service industries and not in electronics.

I have a B.S. in electrical engineering, two years of electronics manufacturing experience with a well-known company, and have been freelancing for five years since I was laid off. You can add to my plight the 28,000 rocket scientists that NASA and its contractors recently laid off. Tell me, what are rocket scientists and electrical engineers going to do, and what work can they retrain for when they are already the most highly trained people in the country?

ROBERT BILAS
 Pittsburgh, PA




EQUIPMENT REPORTS

POCKETPOST DIAGNOSTIC CARD

POST codes can provide the only clues when a PC won't boot.

CIRCLE 15 ON FREE INFORMATION CARD



Troubleshooting electronic circuits is a skill that's acquired over time. Basically you follow a series of clues to eventually reach the troubled part of a circuit. But usually there are enough clues to point one in the right direction. For example, if a TV set is completely dead, it makes sense to begin your troubleshooting in the power supply section.

Computer troubleshooting also requires skills that can be learned only with experience. Many problems have an obvious cause, which can be narrowed down to one of the computer's subsystems. Among the most difficult problems to solve, however, is when a computer just won't boot because of a problem with its motherboard.

Although it's easy enough to swap out a motherboard, it's often not economical to do so. Sometimes a replacement motherboard is simply not available for one reason or another. In these cases, the only alternative, however unpleasant, is to troubleshoot and repair the board yourself or pay someone else to do it.

Even an experienced technician needs something to help pinpoint

the problem—almost any one of the many components on it can bring down, or “crash” the entire board.

Because motherboard problems can be so difficult to find, all motherboards generate POST (power-on self-test) codes during the boot process. The POST verifies that all of the major subsystems of your PC are functioning properly. If they are, the computer's BIOS (basic input/output system) continues booting the PC. If any test fails, testing halts, and a value is latched in I/O port 80 (hex).

To find out what is latched in port 80, you'll need a POST-code reader. *PocketPOST*, from Data Depot, Inc. (1710 Drew Street, Clearwater, FL 34615, 813-446-3402, 800-767-3424), is a small POST code diagnostic card that installs in an empty expansion slot on the motherboard. The card measures only 3-3/4 inches long by 2-3/4 inches high, yet it has many helpful functions built-in.

A 6-position jumper block configures the card for different motherboard types; EISA, clone, PS/2, Compaq, AT, or XT. The AT position is the factory default setting. Four tiny LEDs indicate whether

motherboard voltages are present (+12, +5, -12, and -5). A fifth LED indicates when one of those voltages, selected from a 4-position jumper block, is less than 95% of the proper level. POST codes are displayed on two 7-segment hexadecimal LED displays.

PocketPOST also has a 3-LED logic probe built in. The LEDs indicate whether a signal applied to an included external logic probe is high, low, or active. In addition, a 10-position jumper block allows the logic-probe LEDs to display the status of one of the ten following motherboard signals: AEN, MWR, MRD, IOW, IOR, REF, CLK, ALE, or OSC. The tenth position on the block is jumpered if the external logic probe is used. Another jumper enables a test of all segments of both displays. Another LED on the board indicates the status of the motherboard's reset signal; a corresponding jumper sets the LED to either continuously display the reset status or to trap its activity if it's too quick to see otherwise.

The primary function of PocketPOST is to help determine why a computer won't boot, but it can also be helpful if the computer boots, but does not run properly. PocketPOST is priced at \$299.

Using PocketPOST

PocketPOST is very easy to use. A jumper block on the card configures it for different architectures. Most of the time the jumper is simply left in the AT factory default position. The card installs in any empty bus slot, but preferably one that allows the card's displays to be viewed easily. As with all expansion cards, the power to the computer should be off during installation.

A motherboard should have clean plus and minus 12 and plus and minus 5 volt supplies. If all power supply indicators are illuminated after turning power on, then most power-supply problems can pretty much be ruled out. If there's enough reason to suspect that one of the voltages is not high enough, a jumper can be installed to indicate whether the selected voltage is within 95% of its specified level. Test points on the card can be used in conjunction with a voltmeter to measure exact motherboard voltages.

Examining the status of the motherboard signals with PocketPOST's logic probe can be helpful if you know what the line should be doing at any given time. The external logic probe connects to the card, and a jumper enables the card's logic indicators to display the status of the signal applied to the probe.

After power is turned on, you must observe the hexadecimal display and jot down any codes that appear. The codes flash until the computer either fails or boots. If no codes appear, either the card is configured wrong,

the system board or the PocketPOST card is defective, or the system does not issue codes.

On a non-booting computer, the last POST code that remains displayed on the card indicates the motherboard subsystem that is causing the problem. The POST codes that flashed by indicate properly performing circuitry.

With valid POST codes in hand, you must refer to a POST codes table in the user's manual to determine what the defective parts are. Each computer BIOS initializes its circuitry in a different order. The user's manual included with the PocketPOST card lists the POST codes of most BIOS manufacturers. It is important that you know the right POST codes for the particular motherboard BIOS you have. The manual also lists telephone numbers for different BIOS manufacturers so that you can contact them if you don't see the codes for your machine listed.

Tracking a problem using the wrong POST codes could cause more trouble than it fixes. With a list of the right codes, the information that appears on PocketPOST's hexadecimal display can help locate troublesome parts. POST codes can inform the user of specific problems such as ROM BIOS checksum failure, CMOS RAM shutdown register failure, cache errors, and so on. A good BIOS will thoroughly test a motherboard and generate very specific POST codes on power up.

PocketPOST can't actively test a computer, as it is a passive device. It also can't display POST results any better than a system BIOS can report them. Problems that can't be detected before boot up, such as bad hard disk sectors or hardware incompatibilities, also can't be detected through POST results. But like any other tool, PocketPOST is very useful when used for the right jobs.

It is inevitable that old computers—and maybe even new ones—will break down. Anyone who is responsible for maintaining a lot of computers will find PocketPOST to be a worthwhile investment, and one that will inevitably pay off in reduced repair time.

HC Protek The Next Generation of High Performance DMM's

Model 506



Featuring:

- True RMS Mode
- 3 3/4 Digit, 4000 Count
- Dual Display for Frequency, AC Voltage and Temperature
- RS-232C Interface
- 10 Location Memory
- Decibel Measurement
- Pulse Signal Injection
- Inductance and Capacitance Measurement

and, of course, Panel Backlight, Min-Max, Logic Test and many more features.

\$189⁹⁵ with Software

ISO 9001 CERTIFIED

HC Protek

154 Veterans Drive, Northvale, NJ 07647
Tel: (201)767-7242 Fax: (201)767-7343

CIRCLE 187 ON FREE INFORMATION CARD

www.americanradiohistory.com

What's better than speed reading? *Speed Learning.*

Speed Learning has replaced speed reading. It's a whole new way to read and learn. It's easy to learn...lasts a lifetime... applies to everything you read. It may be the most productive course you've ever taken.

Do you have too much to read and too little time to read it? Do you mentally pronounce each word as you read? Do you frequently have to go back and reread words, or whole paragraphs, you just finished reading? Do you have trouble concentrating? Do you quickly forget most of what you read?

If you answer "Yes" to any of these questions — then here at last is the practical help you've been waiting for. Whether you read for business or pleasure, school or college, you will build exceptional skills from this major breakthrough in effective reading, created by Dr. Russell Stauffer at the University of Delaware.

Not just "speed reading" — but speed reading — thinking — understanding — remembering — and — learning

The new *Speed Learning Program* shows you, step-by-proven step, how to increase your reading skill and speed, so you understand more, remember more and use more of everything you read. The typical remark from over one million people taking the Speed Learning program is, "Why didn't someone teach me this a long time ago." They were no longer held back by their lack of skills and poor reading habits. They could read almost as fast as they could think.

What makes Speed Learning so successful?

The new *Speed Learning Program* does not offer you a rehash of the usual eye-exercises, timing devices, and costly gadgets you've probably heard about in connection with speed reading courses, or even tried and found ineffective.

In just a few spare minutes a day of easy reading and exciting listening, you discover an entirely new way to read and think — a radical departure from anything you have ever seen or heard about. Speed Learning is the largest selling self-study reading program in the world. Successful with Fortune 500 corporations, colleges, government agencies and accredited by 18 professional societies. Research shows that reading is 95% *thinking* and only 5% eye movement. Yet most of today's speed reading programs spend their time teaching you rapid eye movement (5% of the problem), and ignore the most important part, (95%) *thinking*. In brief, *Speed Learning gives you what speed reading can't.*

Imagine the new freedom you'll have when you learn how to dash through all types of reading material at least twice as fast as you do now, and with greater comprehension. Think of being able to get on top of the avalanche of newspapers, magazines and correspondence you have to read...finishing a stimulating book and retaining facts and details



FOR FASTER SHIPMENT CALL 1-800-729-7323 OR FAX 1-609-273-7766

more clearly, and with greater accuracy, than ever before.

Listen — and learn — at your own pace

This is a practical, easy-to-learn program that will work for you — no matter how slow a reader you think you are now. The *Speed Learning Program* is scientifically planned to get you started quickly...to help you in spare minutes a day. It brings you a "teacher-on-cassettes" who guides you, instructs, and encourages, explaining material as you read. Interesting items taken from *Time Magazine*, *Business Week*, *Wall Street Journal*, *Money*, *Reader's Digest*, *N.Y. Times* and many others, make the program stimulating, easy and fun...and so much more effective.

Executives, students, professional people, men and women in all walks of life from 15 to 70 have benefitted from this program. Speed Learning is a fully accredited course...costing only 1/4 the price of less effective speed reading classroom courses. Now you can examine the same easy, practical and proven methods at home...in your spare time...without risking a penny.

Examine Speed Learning RISK FREE for 15 days

You will be thrilled at how quickly this program will begin to develop new thinking and reading skills. After listening to just one cassette and reading the preface, you will quickly see how you can achieve increases in both the speed at which you read, and in the amount you understand and remember.

You must be delighted with what you see, or you pay nothing. Examine this remark-

able program for 15 days. If, at the end of that time you are not convinced that you would like to master Speed Learning, simply return the program for a prompt refund. (See the coupon for low price and convenient credit terms.)

RISK-FREE ORDER FORM

YES! I want to try Speed Learning for 15 days without risk. Enclosed is the first of 4 monthly payments of \$32.25*. If I'm not completely satisfied, I may return it for a prompt refund.

SAVE 8.00! I prefer to pay the \$129.00 now, and save the \$8.00 shipping & handling charge. I may still return the program for a full refund.

Method of payment: (Federal Tax Deductible)

Check or money order payable to Learn Incorporated

Charge to: Visa MC Am Ex Discover

Card # _____ Exp. _____

Signature _____

Phone (_____) _____

Name _____

Address _____

City _____ State _____ Zip _____

*Plus \$8.00 shipping and handling. U.S. funds only. For New Jersey residents, sales tax will be added.

learn INCORPORATED Dept. LEC01, 113 Gaither Drive, Mt. Laurel, NJ 08054-9987



NEW PRODUCTS

USE THE FREE INFORMATION CARD FOR FAST RESPONSE

HANDHELD OSCILLOSCOPE/DMM

THE TEKSCOPE THS 700 combined handheld digital oscilloscope and multimeters from Tektronix have the high-speed and high-bandwidth response required for rapid and accurate electronic troubleshooting. The Models THS 710 and THS 720 include digital real-time (DRT) oversampling that reduces aliasing and allows single-shot capture at full bandwidth.

Both channels of the THS 720 TekScope digitize at a rate of 500 megasamples per second, 20 times

the acquisition speed of handheld instruments previously available. Oversampling allows users to capture and compare two signals on two channels simultaneously at the instrument's full 100-MHz bandwidth. The THS-710 samples at 250 MS per second at a 60-MHz bandwidth.

Both TekScopes are packaged in book-size flat cases that measure 8.5x7x2 inches with simplified front panel controls, icon-based menu selection, and a backlit liq-

uid-crystal display. The instruments weigh three pounds. They are built to withstand the rigors of field and factory use. Isolated Channel architecture makes simultaneous probing on two channels safe.

Each channel is isolated from the other and from the chassis, allowing the module to float safely above earth ground potential.

The user can select 21 automatic measurements, and the instruments can also store up to 10 waveforms and 10 test setups in memory. Built-in pulse-width and video triggering, permit triggering on and capture of a wide selection choice of events. True autoranging permits easy signal acquisition and hands-off operation.

THE THS 710 OSCILLOSCOPE/DMM has a price of \$1795.00 and the THS 720 is priced at \$2195.00. Each includes a built-in rechargeable nickel cadmium battery, tilt stand, carrying case, two 100-MHz oscilloscope probes, an AC adapter, DMM leads, an RS-232 port, and PC- or printer-connection cables.

TEKTRONIX

Literature Distribution Center

P. O. Box 1520

Pittsfield, MA 01202

Phone: 1-800-426-2200

1-800-835-7732 or a faxed data sheet (No. 40169)




CIRCLE 20 ON FREE INFORMATION CARD

30-WATT MONOLITHIC POWER AMPLIFIER

THE LM4700TF MONOLITHIC single-channel audio power amplifier from National Semiconductor can deliver 30 watts of continuous average output power into

an 8-ohm load; THD is less than 0.08% from 20 Hz to 20 kHz.

The device is intended for consumer combination stereo systems, powered speakers, multichannel audio visual receivers, and high-end TV sets. The single-channel amplifier delivers high-output power while maintaining a level of audio power to match that of discrete semiconductor amplifiers.



CIRCLE 21 ON FREE INFORMATION CARD

Internal circuitry protects the monolithic IC from the damaging effects of instantaneous temperature peaks, overvoltage, under voltage, and overloads. The protective circuits monitors the output transistor's safe operating area (SOA) and dynamically protects the device from SOA violations and fault conditions.

The LM4700TF also has a fade-in, fade-out mute mode that eliminates output transients when it is enabled or disabled. By combining the mute function with under-voltage protection that minimizes output spikes and power transients during power up and power down, the LM4700TF is said to be virtually "popless" and "clickless." A standby function that can be controlled by external digital logic lowers current consumption to about 2.1 milliamperes. This makes the amplifier suitable for power-conserving electronic products.

The LM4700TF is packaged in an 11-lead, isolated TO-220 case that eliminates the need for an insulator. This minimizes the possibility of short-circuiting due to faulty assembly or related component failures.

The LM4700TF is priced at \$2.50 each in quantities of 1000.

NATIONAL SEMICONDUCTOR CORPORATION

2900 Semiconductor Drive
Santa Clara, CA 95052-8090
Phone: 1-800-272-9959

HAMEG®
Instruments

**New 30MHz Scopes
for low budgets**
Made in Germany



Analog Oscilloscope HM303

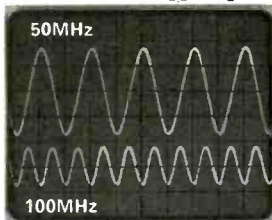
2 Channel DC-30MHz, sensitivity 1mV - 20V/div.
Timebase 0.2s-10ns/div., triggering 0-100MHz
Component Tester, Probe calibrator 1kHz/1MHz
Overscan indicator, switch. power supply 90-260V



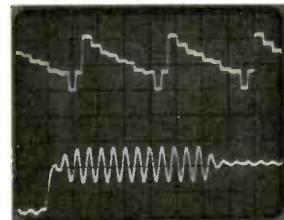
Analog/Digital-Oscilloscope HM305

2 Channel DC-30MHz, sensitivity 1mV - 20V/div.
Timebase 0.2s-10ns/div., triggering 0-100MHz
Component Tester, Probe-Calibrator 1kHz/1MHz
Sampling rate 2x40MS/s, Memory 2x2048x8bit
Refresh, single and roll mode, Pre-Trigger 50%

50 and 100MHz sine wave
with alternate triggering



Stored Video Signals
(HM305 only)



...you should know more about them.

call toll-free at: 800.247.1241

HAMEG Inc.

1939 Plaza Real
Oceanside, CA 92056
(619) 630-4080
(619) 630-6507

266 East Meadow Ave.
East Meadow, NY 11554
(516) 794-4080
(516) 794-1855

CIRCLE 183 ON FREE INFORMATION CARD

GET THE LATEST ADVANCES IN ELECTRONICS

SUBSCRIBE TO—

Electronics NOW



ENJOY THE WORLD OF ELECTRONICS EACH MONTH!

Subscribe to the best informed electronics magazine—the one that brings you the latest high-tech construction projects, feature articles on new technology, practical troubleshooting techniques, circuit design fundamentals, and much more.

Electronics Now looks to the future and shows you what new video, audio and computer products are on the horizon. You'll find helpful, monthly departments such as Video News, Equipment Reports, Hardware Hacker, Audio Update, Drawing Board, Computer Connections, New Products, and more. All designed to give you instruction, tips, and fun.

Electronics Now gives you exciting articles like:

- Buyer's Guide to Digital Oscilloscopes
- Build A Scanner Converter
- Single-Chip Voice Recorder
- Build A MIDI Interface for your PC
- Troubleshoot Microprocessor Circuits
- Build A High-Power Amplifier for your Car
- Add Music On Hold to your Phone
- All About Binaural Recording
- VGA-to-NTSC Converter



FOR FAST SERVICE CALL OUR TOLL-FREE NUMBER!

1-800-999-7139

DON'T DELAY — SUBSCRIBE TODAY!

If you prefer, just fill out the order card in this magazine and mail it in today.


7EL58

ELECTRONIC COMPASS MODULE

THE VECTOR-2X MODULE from Precision Navigation is a two-axis "strapped-down" magnetometer with no moving parts that is a component for an electronic compass. It must be combined with a microcontroller, digital display, and controls, to become a functioning compass. It can be integrated into aircraft, ships, vehicles, Global Positioning Satellite (GPS) receivers, antenna direction indicators, and surveying instruments.

It is said to be suitable for hobbyists, students, and experimenters, who want to build their own electronic compasses and learn about magnetic fields, and compass navigation. Smaller than a matchbox, the Vector-2X is based on proprietary technology first developed under contract with the U.S. Government.

Magneto-inductive compasses consumes less than one-third the power of fluxgate compasses. The Vector-2X has a rated accuracy within 2+deg root



CIRCLE 22 ON FREE INFORMATION CARD

mean squared (RMS). When powered from a single 5-volts supply, it draws less than 10 milliamperes. It has a continuous sampling rate of 10 Hz.

The Vector-2X electronic compass module is priced at less than \$50.


PRECISION NAVIGATION, INC.

1235 Pear Avenue, Suite 111
Mountain View, CA 94043
Phone: 415-962-8777
Fax: 415-962-8776

WRIST-STRAP TESTER

THE MODEL 6086 ELECTROstatic discharge (ESD)-protective wrist-strap tester from ITT Pomona permits the wearer to verify wrist strap

and ground cord integrity with a simple touch motion. This will assure proper grounding before any ESD-sensitive device or circuit is handled.



CIRCLE 23 ON FREE INFORMATION CARD

The portability of the tester makes it practical for either a quick tests by many persons working in an ESD-protected area or as a continuous ground-point integrity tester at one station. With both the tester and a wrist strap connected to a common ground, touching the metal surface of the tester lights a green TEST GOOD LED (and will sound an optional audible signal) if the resistance of the wrist strap is between 500 kilohms and 10 megohms.

The tester can be mounted near a work area with the hook and loop adhesive strips provided. Alternatively it can be mounted with an integral button snap stud or attached directly to an ESD-protective work mat. It has two banana plug sockets for attaching the wrist-strap cord. The UL-listed tester is powered by the 120-volt AC wall-outlet adapter included. Both tester and wrist strap must be connected to a common ground.

The Model 6086 ESD-protective wrist strap tester is priced at \$69.00.

ITT POMONA ELECTRONICS

1500 East Ninth Street
Pomona, CA 91766-3835
Phone: 909-469-2900
Fax: 909-629-3317


SINGLE-CHIP PC SOUND SYSTEM

THE AD1812 SOUNDPORT Controller from Analog Devices synthesizes sound with a digital signal processing (DSP) core while a CODEC manages sample rate conversion and synchronization. The single-chip monolithic IC provides the

functions of five logical multimedia devices: 16-bit sound card, Windows sound system CODEC, joystick port, MIDI sound and music synthesis.

This device can reduce a circuit's component count, complexity, and cost. It allows computer and board-level computer manufacturers to configure 16-bit, CD-quality sound in their products while including compatibility with emerging audio standards.

To provide compatibility with SoundBlaster's software, a 16-bit, fixed-point DSP core is embedded in the AD1812. That core runs a game audio synthesis program which approximates the waveforms of FM synthesizer ICs. It uses the same audio parameters passed from Sound Blaster Pro games and applications to FM synthesizer ICs. However, the sound output is created by a different technique.



CIRCLE 24 ON FREE INFORMATION CARD

An integrated full-duplex stereo CODEC includes signal processing technology developed by AD called Continuous Time Oversampling (CTO). This allows a range of multimedia signals to be converted from analog to digital format and back again to analog on a single device. CTO also permits the integration of new functions as they are introduced.

The AD1812 SoundPort Controller is priced at \$25.00 each in 10,000 quantity. The price includes a complete set of multimedia drivers.

ANALOG DEVICES, INC.

181 Ballardvale Street
Wilmington, MA 01887
Phone: 617-937-1428
Fax: 617-821-4273

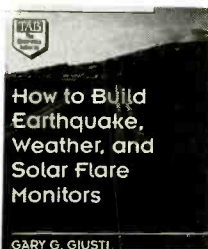


NEW LITERATURE

USE THE FREE INFORMATION CARD FOR FAST RESPONSE

How to Build Earthquake, Weather, and Solar Flare Monitors

by Gary G. Giusti,
Tab Books Inc., Blue Ridge Summit,
PA 17294-0850
1-800-822-8158
\$19.95



CIRCLE 25 ON FREE INFORMATION CARD

This book explains how to build a complete scientific monitoring station by constructing and combining the more than 40 projects presented.

Parts for most of the projects cost less than \$25. Of particular interest to electronics and science hobbyists and amateurs, Giusti's book includes instructions for making inexpensive yet highly sensitive and accurate instruments for monitoring seismic activity and meteorological phenomena such as lightning, and solar flares.

Each project discussed in the book includes easy-to-follow directions and a list of readily available parts. The projects include a basic seismometer, a seismic-solar flare monitor, a water-seepage detector, a Geiger counter, and an earthquake alarm. The projects have ascending levels of complexity.

Helpful appendixes cover such subjects as the basic electrical laws, electrical/electronic schematic symbols, the names and addresses of component suppliers, and a suggested supplementary reading list. Other data in the book includes

information and statistics on solar phenomena, weather forecasting and seismic activities.

Building a 3D Game Engine in C++

by Brian Hook.
John Wiley & Sons, Inc., 605 Third
Avenue, New York, NY 10158-0012
Phone: 1-800-CALL-WILEY
\$34.95



CIRCLE 26 ON FREE INFORMATION CARD

This book and diskette on 3D games is intended for the professional game programmer concerned with the programming of games. It explains how to build a "game engine" that can then be customized to produce a variety of 3D games. Unlike game programming kits that start with a finished game engine and an explanation of how to add on a few features, this book gives the reader/programmer the opportunity to start from scratch.

Mr. Hook provides experienced C++ users with all the technical information and programming code required to create 3D games. It reveals the technical details, short cuts, and tricks-of-the-trade needed to design and develop games. It explains how to create real-time 3D graphics, implement collision and boundary detection, and use artificial intelligence algorithms to create "intelligent" entities.

The included diskette contains

AST3D, a C++ library designed for 3D game programming. It also contains source code for Borland and Watcom C++ compilers, and a 3D game engine that will permit programmers to create their own games.

GNU Emacs Pocket Reference

Specialized Systems Consultants, Inc.,
P. O. Box 55549
Seattle, WA 98155
Phone: 206-782-7733
Fax: 206-782-7191
e-mail: sales@ssc.com
\$4.50

GNU EMACS REFERENCE

CONTENTS	
Installation	2
Starting Emacs	2
Help	2
The Emacs Editor	2
File Handling	3
Editing Modes	4
Control Sequences	4
Matching	4
Character Properties	4
Multiple Windows	4
Clipboard (X11)	4
Environment	4
Files	4
Printing	4
Changing Colors	4
Global	4
Macros	4
Customizing Emacs	4
Printing Support	13
Index	32
Author's Biography	14
Addresses	16
Books and Publications	19
Contributor Acknowledgments	19
History	19
License	19
Loadable Packages	19
Private Topics	19
Internationalization	19

This document was originally written by Donald Coyne using GNU Emacs version 18.28. It is distributed GNU Emacs version 18 and 19. Please refer to the GNU Emacs website for more information.

OTHER PUBLICATIONS BY:
Specialized Systems Consultants, Inc.
(800)FOR-LINUX(206)782-7733
FAX: (206)782-7191
E-mail: sales@ssc.com
Linux Journal
Linux Books and CD
Internet Public Access Guide
UNIX and C Summaries
Shell Tutorial, RM-223 Case
VI Reference VI Tutorial

© Copyright 1995, 1996 Specialized Systems Consultants, Inc. P.O. Box 55549 Seattle, WA 98155. All rights reserved.
CIRCLE 27 ON FREE INFORMATION CARD

This is a revised, pocket-sized reference that summarizes GNU Emacs, a screen editor available for Unix systems and other platforms. Emacs is easily configurable through keybindings and user-definable functions. The reference

describes cutting and pasting, command conventions, programming functions, and multiple buffers.

Emacs has modes that make editing more convenient. The guide describes major and minor modes, with detailed sections on the outline and picture modes. A separate section is devoted to programming support. This revised guide includes Versions 18 and 19.

EN

Two ways to fit a 100 MHz benchtop scope in your hand.



Bigger hands.



TekScope™

Got huge hands? Then you can probably lug a benchtop scope around the field. For the rest of us, there's TekScope™, the first hand-held with true 100 MHz bandwidth and 500MS/s sample rate on both channels. It's got the familiar Tek interface, a bright, backlit display and is priced at just \$2195 MSRP. Call 1-800-479-4490, action code 709, or visit our Web site at <http://www.tek.com>.



Tektronix

RETAILERS THAT SELL OUR MAGAZINE MONTHLY

Alaska

Frigid North Co.
1207 W. 36th Avenue
Anchorage, AK 99503

Alabama

Radio Distributing Supply
121 East Broad Street
Gadsden, AL 35903

Arizona

Dalis Electronics
2829 E. McDowell Road
Phoenix, AZ 85008

California

California Electronics
221 N. Johnson Ave.
El Cajon, CA 90202

Signal Electronics
22307 Ocean Avenue
Torrance, CA 90505

Ford Electronics
8431 Commonwealth Avenue
Buena Park, CA 90621

All Electronics
14928 Oxnard Street
Van Nuys, CA 91411

Gateway Electronics of CA
9222 Chesapeake Drive
San Diego, CA 92123

Mac's Electronics
191 South "E" Street
San Bernardino, CA 92401

Electronics Warehouse
2691 Main Street
Riverside, CA 92501

Orvac Electronics
1645 E Orangethorpe Ave.
Fullerton, CA 92631

Sav-On Electronics
13225 Harbor Blvd.
Garden Grove, CA 92643

Marvac Dow Electronics
980 S. A Street
Oxnard, CA 93030

Kandarian Electronics
1101 19th Street
Bakersfield, CA 93301

Whitcomm Electronics
105 W. Dakota #106
Clovia, CA 93612

Marvac Dow Electronics
265-B Reservation Road
Marina, CA 93933

Minuteman Electronics
37111 Post St., Suite 1
Fremont, CA 94536

HCS Electronics
6819 S. Redwood Drive
Cotati, CA 94931

Halted Specialties Co.
3500 Ryder Street
Santa Clara, CA 95051

JDR Micro Devices
2233 Branham Lane
San Jose, CA 95124

Metro Electronics
1831 J Street
Sacramento, CA 95814

The Radio Place, Inc.
5675-A Power Inn Road
Sacramento, CA 95824

HSC Electronics
4837 Amber Lane
Sacramento, CA 95841

Colorado

Gateway Electronics of CO
2525 Federal Blvd.
Denver, CO 80211

Centennial Electronics
2324 E. Bijou
Colorado Sps., CO 80909

Connecticut

Signal Electronics Supply
589 New Park Avenue
W. Hartford, CT 06110

Electronic Service Prod.
437 Washington Avenue
North Haven, CT 06473

Georgia

Norman's Electronics, Inc.
3653 Clairmont Road
Chamblee, GA 30341

Idaho

The Current Source
5159 Glenwood
Boise, ID 83714

Illinois

Tri State Elex
200 W. Northwest Hwy.
Mt. Prospect, IL 60056

Maryland

Mark Elec. Supply Inc.
5015 Herzel Place
Beltsville, MD 20705

Massachusetts

U-Do-It Electronics
40 Franklin Street
Needham, MA 02194

Michigan

Purchase Radio Supply
327 East Hoover Avenue
Ann Arbor, MI 48104

Norwest Electronics
43087 Plymouth Road
Livonia, MI 48150

The Elec. Connection
37387 Ford Road
Westland, MI 48185

Elec. Parts Specialists
711 Kelso Street
Flint, MI 48506

Professional Data Corp.
1332 US Highway 41 West
Ishpeming, MI 49849

Minnesota

Acme Electronics
224 Washington Avenue N.
Minneapolis, MN 55401

Missouri

Gateway Electronics Of MO
8123-25 Page Blvd.
St. Louis, MO 63130

New Jersey

Lashen Electronics Inc.
21 Broadway
Denville, NJ 07834

New York

Sylvan Wellington Co.
269 Canal Street
New York, NY 10013

Unicorn Electronics

Valley Plaza
Johnson City, NY 13790

Ohio

Philcap Electronic Suppliers
275 E. Market Street
Akron, OH 44308

Oregon

Norvac Electronics
7940 SW Nimbus Avenue
Beaverton, OR 97005

Portland Radio Supply
234 S.E. Grand Avenue
Portland, OR 97214

Texas

Tanner Electronics
1301 W. Beltline
Carrollton, TX 75006

Mouser Electronics
2401 Hwy. 287 N
Mansfield, TX 76063

Electronic Parts Outlet
17318 Highway 3
Webster, TX 77598

Virginia

Elec. Equipment Bank
323 Mill Street, N.E.
Vienna, VA 22180

Washington

Amateur Radio Supply Co.
5963 Corson Ave., Ste 140
Seattle, WA 98108

Wyoming

Chris Supply
2007 S. Douglas Hwy., Ste. C
Gillette, WY 82716

If you'd like to sell our magazine in your store,
please circle 210 on Free Information Card.

**Music Vision adds
a new dimension
of entertainment
to your
existing home
entertainment
system.**

MUSIC VISION

STEVEN DUANE KRAFT



REMEMBER THE COLOR ORGANS OF the 1960s and 1970s? How about other devices that respond to music with flashing lights, scanning laser beams, or spinning arrays of LEDs? All those approaches can add new excitement to music, but they are limited by the need for a darkened room, a blank wall or ceiling, small displays, and minimal color variety.

Music Vision lets you view kaleidoscopic patterns that dance in response to music right on your TV screen. You also benefit from the inherent advantages of superior color, contrast, and pattern persistence offered by modern color TV picture tubes. The display is bright enough to view under normal room lighting conditions. The Music Vision circuit is greatly simplified by the availability of program-

mable logic that allows the entire circuit (minus the power supply) to be built on a 5- × 6-inch PC board. Total parts cost is under \$150.

Background

The concept of using audio waveforms to generate visual patterns on a TV picture tube dates back to the 1950's. Even prior to that, people experimented with the generation of unique shapes from quadrature phase shifted signals (see Hardware Hacker, May 1989).

Figure 1 shows a series of simple patterns produced by quadrature phase shifted sinewaves displayed on an $x(t)$ versus $y(t)$ plot. A combination of two fixed frequency sinewaves drives the y -axis of an oscilloscope-type display. The x -axis is driven by the same sinewave signals, ex-

cept they are phase shifted 90 degrees through an ideal quadrature filter. Each pattern in Fig. 1 is produced by harmonically related sinewaves and only two frequencies. Typical audio signals containing many more frequencies will create more complex and highly dynamic displays if viewed in real time.

In the past, the only way to generate real-time patterns on a TV with an audio signal was to physically modify the TV for direct access to its horizontal and vertical deflection circuits—not a simple task for the novice electronic experimenter. This project will allow you to display audio signals in real time on any standard TV monitor, in the form of dynamic multicolor patterns—without having to make any modifications to the television set.

Block diagram

Figure 2 shows a block diagram of the Music Vision circuit. The basic concept involves processing an audio signal input into two components (x and

y) that are phase shifted approximately 90 degrees relative to each other. The signals are then digitally sampled and stored in a video RAM buffer as an array of data bits. Bit locations in RAM correspond with the horizontal (x-value) and vertical (y-value) positions of points to be illuminated on the TV screen. The video RAM is periodically read and erased in synchronism with video frame scanning. The resulting serial video data is combined with colorburst and sync signals to generate an NTSC-compatible composite video output signal.

The Music Vision circuit essentially converts the standard raster-scanned TV screen into an oscilloscope-type display where horizontal and vertical positions are directly controlled by x and y signals. The 90 degree phase shift between the two signals generates complex and dynamic two-dimensional patterns on the TV screen when music, voice, or other audio signals are applied to the input. The audio frequency content of the input signal determines the color of the video pattern being displayed.

Circuit description

The Music Vision circuit is broken up into individual sections for the sake of discussion. The schematic in Fig. 3 shows the analog filter circuits that

provide the audio frequency encoder and quadrature filter functions. Low-level audio from the automatic level control circuit is amplified and buffered by op-amp IC2-c. The filter made up of IC2-a, R15-R17, and C11-C13 boosts bass and attenuates treble. Prototype testing indicated that too many high frequency components tend to scramble the fundamental patterns. A 1.6 kHz low-pass filter was found to adequately limit this effect.

Quad op-amp IC1, along with associated resistors and capacitors, forms an audio frequency pseudo-quadrature filter. This circuit produces two output signals (x and y) which possess a relative phase difference of approximately 90 degrees over the desired audio frequency range. A simple op-amp integrator circuit could have been used as a true quadrature filter with exactly 90 degrees of phase shift, but further experimentation showed that more interesting patterns could be produced with a dual lead-lag filter network. The amplitude response of outputs x and y results in frequency-distinguishable elliptical patterns that are more balanced in geometric size through the audio mid-range.

Figure 4 shows typical patterns generated on a TV screen by a single sinewave at various audio frequencies. It also illus-

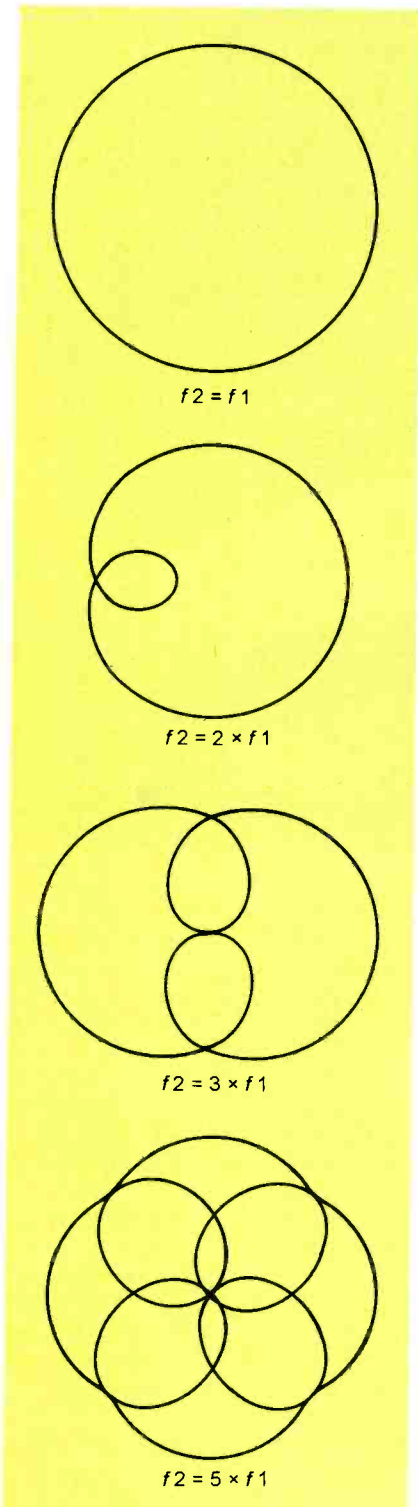


FIG. 1—THESE SIMPLE PATTERNS were produced by quadrature phase shifted sinewaves displayed on an x(t) versus y(t) plot.

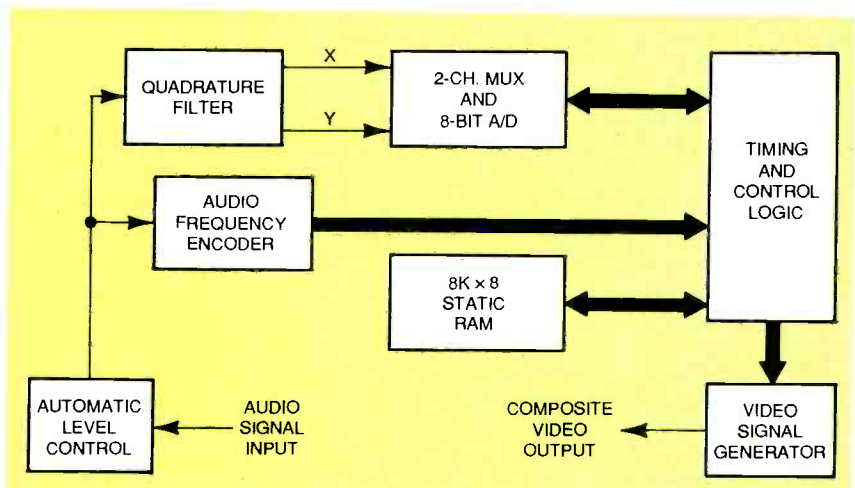


FIG. 2—BLOCK DIAGRAM of the Music Vision circuit. An audio signal is processed into two components that are then digitally sampled and stored in a video RAM. The video RAM is periodically read and erased in synchronism with video frame scanning. The resulting serial video data is combined with colorburst and sync signals to generate an NTSC composite output.

Just like these Fully Trained Electronics Professionals



"Thanks to CIE I have tripled my previous salary, and I am now in a challenging and rewarding new field where only the sky is the limit."

Daniel Wade Reynolds
Industrial Electrician
Ore-Ida Foods



"CIE was recommended to me by my boss. It was appealing since I could study at my own pace at home and during business travel."

Dan Parks
Marketing Manager/Consumer Products
Analog Devices, Inc.



"I loved the flexibility CIE offered. It was the only way I could continue both school and my demanding job."

Britt A. Hanks
Director of Engineering
Petroleum Helicopters, Inc.



"I liked the way the school was set up with laboratory assignments to enforce conceptual learning. The thing which impressed me the most about CIE's curriculum is the way they show application for all the theory that is presented."


Daniel N. Parkman
Missile Electro-Mechanical Technician
U.S. Air Force



"Completing the course gave me the ability to efficiently troubleshoot modern microprocessor based audio and video systems and enjoy a sense of job security."

Tony Reynolds
Service Manager/Technician
Threshold Audio & Video

Graduate with an Associate Degree from CIE!



CIE is the best educational value you can receive if you want to learn about electronics, and earn a good income with that knowledge. CIE's reputation as the world leader in home study electronics is based solely on the success of our graduates. And we've earned our reputation with an unconditional commitment to provide our students with the very best electronics training.

Just ask any of the 150,000-plus graduates of the Cleveland Institute of Electronics who are working in high-paying positions with aerospace, computer, medical, automotive and communications firms throughout the world. They'll tell you success didn't come easy...but it did come...thanks to their CIE training. And today, a career in electronics offers more rewards than ever before.

CIE'S COMMITTED TO BEING THE BEST...IN ONE AREA...ELECTRONICS.

CIE isn't another be-everything-to-everyone school. CIE teaches only one subject and we believe we're the best at what we do. Also, CIE is accredited by the National Home Study Council. And with more than 1,000 graduates each year, we're the largest home study school specializing exclusively in electronics. CIE has been training career-minded students for nearly sixty years and we're the best at our subject...

ELECTRONICS... IT'S THE ONLY SUBJECT WE TEACH!


CIE PROVIDES A LEARNING METHOD SO GOOD IT'S PATENTED.

CIE's AUTO-PROGRAMMED® lessons are a proven learning method for building valuable electronics

career skills. Each lesson is designed to take you step-by-step and principle-by-principle. And while all of CIE's lessons are designed for independent study, CIE's instructors are personally available to assist you with just a toll free call. The result is practical training... the kind of experience you can put to work in today's marketplace.

LEARN BY DOING...WITH STATE-OF-THE-ART EQUIPMENT AND TRAINING.

CIE pioneered the first Electronics Laboratory



Course and the first Microprocessor Course. Today, no other home study school can match CIE's state-of-the-art equipment, and training. And all your laboratory equipment, books and lessons are included in your tuition. It's all yours to use while you study and for on-the-job after you graduate.

PERSONALIZED TRAINING....TO MATCH YOUR BACKGROUND.

While some of our students have a working knowledge of electronics others are just starting out. That's why CIE has developed twelve career courses and an A.A.S. Degree program to choose from. So, even if you're not sure which electronics career is best for you, CIE can get you started with core lessons applicable to all areas in

electronics. And every CIE Course earns credit towards the completion of your Associate in Applied Science Degree. So you can work toward your degree in stages or as fast as you wish. In fact, CIE is the only school that actually rewards you for fast study, which can save you money.



YES!

I want to get started. Send me my CIE course catalog including details about the Associate Degree Program. (For your convenience, CIE will have a representative contact you - there is no obligation.)

Please Print Clearly

Name _____

Address _____

City _____

State _____ Zip _____ Age _____

Phone No. _____

Check box for G.I. Bill Benefits.

Veteran

Active Duty

AE80

Cleveland Institute of Electronics, Inc.
1776 East 17th Street
Cleveland, OH 44114

A School of Thousands.
A Class of One. Since 1934.

Send for CIE's FREE Course Catalog and See How We Can Help Your Career Too!

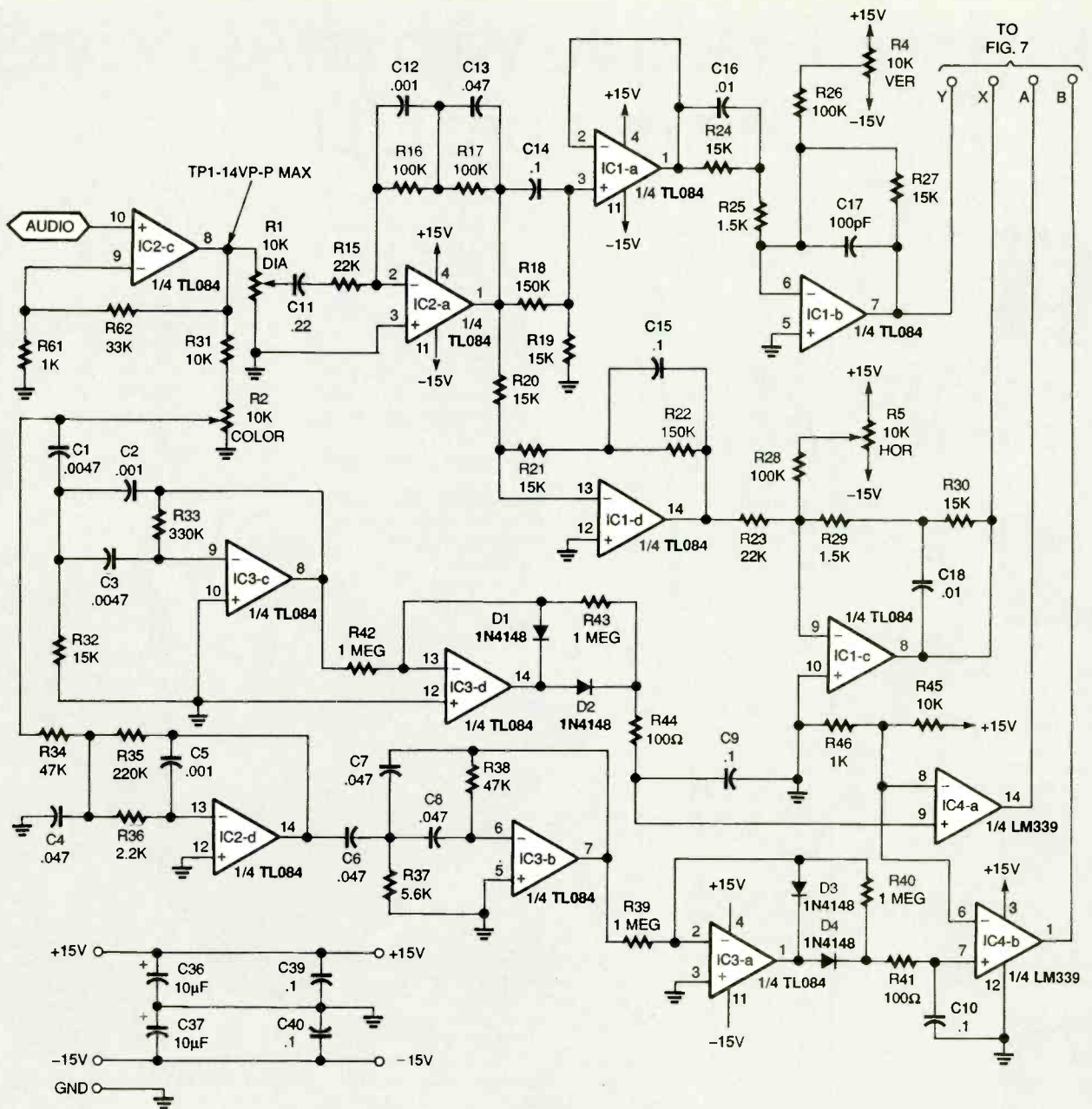


FIG. 3—MUSIC VISION SCHEMATIC. Analog filter circuits provide the audio frequency encoder and quadrature filter functions.

trates the correlation between displayed pattern color and signal frequency. The four colors are controlled by the 2-bit digital output from frequency encoder comparators IC4-a and -b. Each comparator monitors the output of a separate audio signal level detector circuit (IC3-a or IC3-d). The detector circuits are driven by two separate audio filters. Op-amp IC3-c is part of a 1-kHz high-pass filter, and op-amps IC2-d and IC3-b form a bandpass filter by cascading a

200-Hz high-pass filter with a 1-kHz low-pass filter.

Superimposed frequency responses of both filters are shown in Fig. 5. By properly adjusting the color threshold potentiometer R2, the corresponding progression of pattern colors encoded by logic signals A and B can be obtained. Only one color can be displayed at any given instant. This is based on the instantaneous combination of dominant frequencies present

in the audio signal. However, due to TV image persistence and the rapid time-varying frequency content of most music, the illusion of multiple simultaneous colors is produced.

The schematic diagram in Fig. 6 shows the automatic level control circuit. Its sole function is to maintain a pattern-filled TV screen over a wide range of input signal levels. Line-level audio signals from a stereo system are isolated by the 1-megohm summing resistors R12 and R14. Left and right

Continued on page 133

"HUNCH YOUR SHOULDERS FORWARD, take a deep breath—and don't breathe or move! Ready?" This is what you hear from your physician or a technician before the buzz and click that tells you invisible rays have passed through your body and impinged on photographic film. Having X-ray pictures taken at a physician's or dentist's office is the way most people are deliberately exposed to this high-frequency radiation—and then for only a fraction of a second.

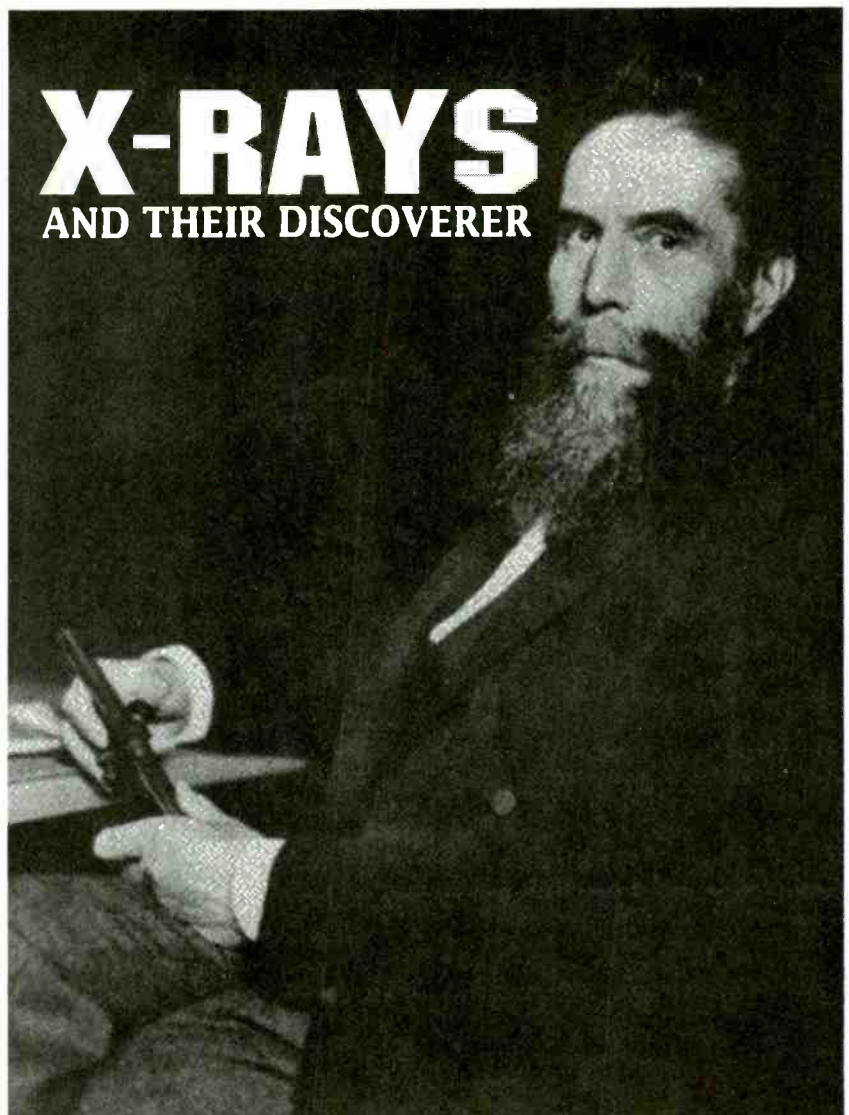
The large X-ray negative tells the physician a lot about your heart, lungs and other internal organs. No needles, tongue depressors, chest thumping, or other invasive procedures. And it tells a lot about the properties of X-rays—their ability to penetrate cloth, paper and flesh to reveal, in shadowy outline, the presence of disease, the location of bone fractures or the presence of foreign bodies.

But there is nothing new here, you say, you knew all this. Most of us take the X-ray exam for granted, and could not visualize modern medicine without it. So why raise the subject at this time? The answer is that X-rays were first discovered, quite by accident, one hundred years ago this month.

What is more, the role for X-rays is still expanding from its original—and perhaps still most important one—in medical diagnostics. However X-rays are also used to treat cancers, analyze materials, detect contraband, inspect the quality of welds, and even reveal more about the universe. Although still in the experimental stage, X-ray lithography holds promise for sub-micrometer, high-density integrated circuit fabrication. And, don't forget the X-ray television and X-ray lasers.

Serendipitous discovery

On November 8, 1895, physics professor, Wilhelm Konrad Röntgen (often Anglicized to Roentgen) (1845 - 1923), was working in his laboratory at the Physical Institute at the University of Wurzburg, Germany, trying to duplicate and under-



A hundred years have passed since Wilhelm Konrad Röntgen discovered X-rays, but new applications in science, medicine, electronics and industry continually still keep popping up.

LUTHER STROUD AND NEIL SCLATER

stand the results of experiments done by others in the emerging field of electrical conduction through a vacuum or gas.

Professor Röntgen knew what the others had accomplished, and he had all of the apparatus needed to permit him to duplicate their findings. Fortunately

for science, medicine, and mankind, he was a trained scientist who quickly recognized the value of his discovery and lost no time in trumpeting it to the world. But before saying more about how Dr. Röntgen discovered, X-rays, the work of the other scientists, principally English and German, should be

put in perspective so you can appreciate the fortuitous circumstances surrounding his discovery.

Perhaps you recall reading about Heinrich Geissler (1814 - 1891), a German instrument maker, master glass blower, and physicist from the article "Seeing the Unseen" in the October 1995 *Electronics Now*. In the 1850s Geissler invented a gas-filled, light-emitting tube that produced a controlled, continuous source of bright light. He accomplished what he set out to do—develop a source of continuous light for spectroscopy, but later it was found that his tube could be pulsed. It became the ancestor of the modern flashlamp.

Geissler also contributed to the development of the modern vacuum pump, necessary equipment for evacuating closed tubes for all experiments in electron conduction through vacuum and gas tubes. About that same time, the English physicist Michael Faraday (1791-1867), best known for his pioneering work in electromagnetic induction and the discoverer of the basic principles of the electric motor, was also investigating electricity in gas-filled tubes.

Others active in the field at the time were the German physicists Johann Wilhelm Hittorf and Julius Plucker. Hittorf named the mysterious flow of electricity in tube "cathode rays," but we now know that they were really streams of electrons. During the next 20 years Plucker, Hittorf, and others in Germany revealed most of the important characteristics of ionized gas and cathode rays.

To carry out their experiments, those scientists needed power supplies. Most started off by wiring large batteries in series, and some even tried friction machines. Eventually they turned to the battery-powered induction coil. It was compact, portable, and easily controlled by a switch in the primary circuit. During the 1850s, another German instrument maker, Heinrich Ruhmkorff, improved the coil by separating the pri-

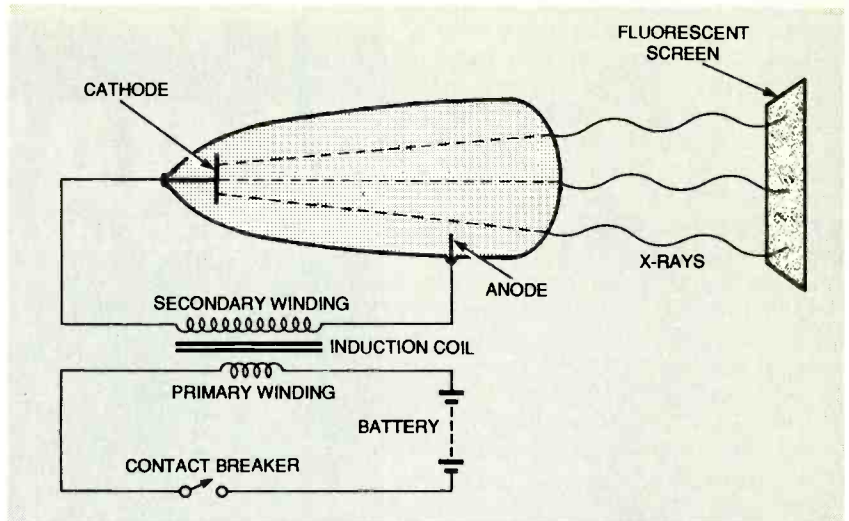


FIG. 1—A CROOKES tube with a power supply consisting of a battery and a coil. X rays emitting from the right end of the tube will cause a screen coated with barium salts to fluoresce.

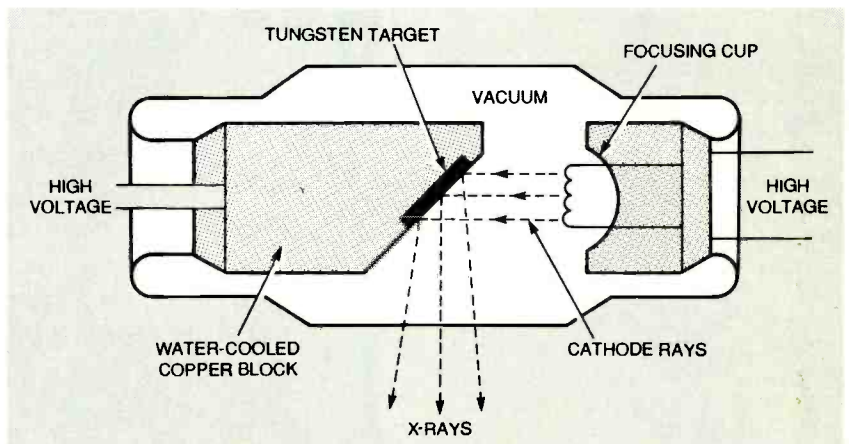


FIG. 2—A MODERN X-RAY TUBE contains a heated cathode that emits electrons and a tungsten anode. The X rays are focused by the bevel to the side of the tube. A heavy water-cooled radiator dissipates the heat generated by electron bombardment.

mary and secondary coils with a glass bobbin. Later interrupters, formed by moving wires in and out of a mercury pool, were installed for switching the primary windings.

In 1875 the English physicist, Sir William Crookes (1832 - 1919) improved on the Geissler tube, and in 1879 he demonstrated peculiar glow phenomena by passing current through a cathode tube that contained traces of gas. Crookes found that if the air pressure in the tube is reduced by a vacuum pump to about 1 centimeter of mercury, a thin bright streamer can be seen between the anode and cathode of the tube. Its color depends on the gas in the tube.

As the pressure is lowered further, the streamer is replaced by a bright column of light filling the whole space between the electrodes. This was the stage reached in Geissler tube and in modern neon and argon lamps. If the pressure is reduced further to about 1 millimeter of mercury, the positive space shrinks and dark spaces appear.

Finally the column disappears entirely, and the pressure at about 0.001 millimeter of mercury the walls of the tube glow with a greenish light (*fluorescence*). Crookes did not know it then, but this stage must be reached to cause X-ray radiation. The phenomena pro-

Continued on page 140

HIGH-POWER HI-FI AUDIO AMPLIFIER

This powerful stereo amplifier offers outstanding performance.

REINHARD METZ AND MYZIL BOYCE

THIS IS THE SECOND PART OF THE article on the construction of a high-performance, lightweight, stereo amplifier for the demanding audiophile that can be built for less than \$500 in parts. It outperforms factory-built units costing up to ten times that amount and is comparable to top-of-the-line commercial products. It can be packaged for home installation or as a more rugged portable version for sound reinforcement in halls and theaters.

The first part of this article published last month covered the building of two amplifier channel circuit boards and one switching power supply board that include most of the circuitry for this amplifier. It also explained the winding of two custom transformers.

This second and final part covers the construction or purchase of a suitable metal case as determined by the reader's packaging preference—home or portable stereo amplifier. It also covers the mounting and wiring of all off-board components, the matching of output MOSFETs, and the test procedures that apply to both versions.

Case options and packaging

There are two options for packaging this amplifier: The version for home use will be enclosed in a case that is cooled by convection, conduction and radiation. However, the portable

version will be enclosed in a case cooled by two muffin-type DC fans. The dimensions of the

two cases differ as does the placement of the three circuit boards within them.

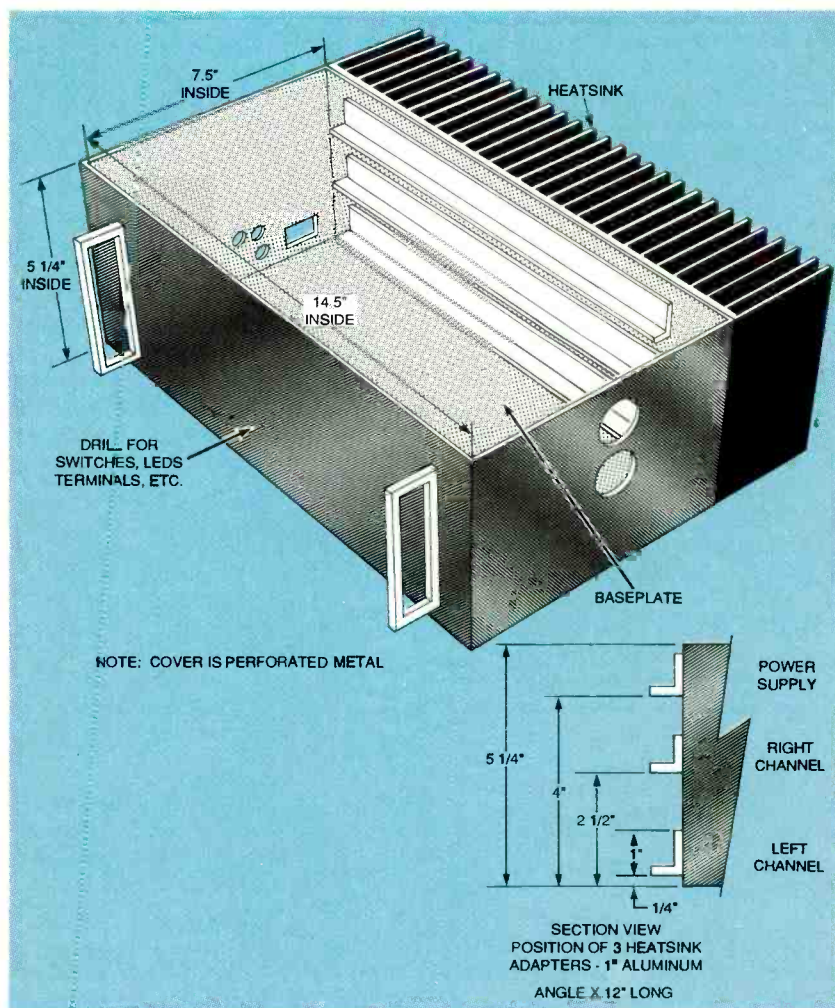


FIG. 7.—INSIDE CASE DIMENSIONS FOR THE HOME AMPLIFIER. These minimum inside dimensions are given for a case to be made by you or purchased. The locations for mounting the three aluminum heatsink adapters are also given.

PARTS LIST—AMPLIFIER BOARD

All resistors are ¼-watt, 1%, unless otherwise specified.

R1, R73, R74, R75, R76, R77—46,400 ohms

R2, R3, R60—2050 ohms

R4, R5, R8, R9, R26, R28—100 ohms

R6, R7, R10, R11, R38, R55—10,000 ohms

R12, R13—33.2 ohms

R14—162 ohms

R15, R16, R20, R21, R23, R29, R30, R31, R32, R45, R47, R49, R50, R52, R56—1000 ohms

R17—402 ohms

R18, R43—10,000 ohms, trimmer potentiometer, PCB mount, top adjust Clarostat 408N103

R19, R22, R46, R48, R78—5110 ohms

R24—20,000 ohms

R25, R27—330 ohms, 3 watt, 10%

R33, R34—2000 ohms, 5 watts, 10%

R35—50 ohms

R36—1500 ohms, 2 watts, 10%

R37—5110 ohms, ½ watt, 10 %

R39, R40, R44, R51, R57—825,000 ohms

R41—46,400 ohms

R42—402 ohms

R53, R54—510 ohms, 1 watt, 10 %

R58, R59—15,000 ohms

R61, R62, R63, R64, R65, R66, R67, R68, R79, R80—200 ohms

R69, R71—1210 ohms

R70, R72—27,400 ohms

R79, R80—200 ohms (optional)

Capacitors

C1—10µF, polyester film

C2, C6—150 pF ceramic monolithic

C3, C4—100µF, 50 V, aluminum electrolytic

C5—0.1µF, 50V, polyester film

C7, C20, C23, C24—82 pF ceramic monolithic

C8, C9—0.22µF, 50 volts polyester film

C10, C16, C17—10µF, 25 volts aluminum electrolytic

C11—10µF, 35 volts aluminum electrolytic

C12, C14—0.1µF, 100 volts polyester film

C13, C15—100µF 100 volts, aluminum electrolytic

C18—1500 pF ceramic monolithic

C19—1µF, 25 volts volts, aluminum

electrolytic

C21, C22—0.01µF, 50 volts, polyester film

Semiconductors

D1, D2, D12, D13, D14—1N4002 silicon diode

D3, D4—1N4728A silicon diode, 3.3V

D5, D6, D10, D11, D15—1N4742A silicon diode, 12 V

D7, D8—1N4744A, silicon diode, 15V

D9—1N4740A silicon diode, 10V

LED 1, LED 2, LED 3—light-emitting diode T-1-3/4, red or green

Q1, Q2, Q6, Q8, Q9, Q10, Q11, Q14—NPN transistor, Motorola MPSA06, or equiv.

Q3, Q4, Q5, Q7, Q12, Q13, Q15—PNP transistor Motorola MPSA56, or equiv.

Q16, Q17, Q18, Q19—P-channel, depletion mode MOSFET, International Rectifier IRFP9240 or equiv. (Q26 optional—see text)

Q20, Q21, Q22, Q23—N-channel, depletion-mode MOSFET, International Rectifier IRFP240 or equiv. (Q27 optional—see text)

Q24—N-channel MOSFET, depletion mode, International Rectifier IRF510 equiv.

Q25—VN0610LL N-channel MOSFET switch (TO-92) Motorola or equiv.

IC1, IC2—LM334Z constant-current source, National or equiv.

IC3—LM339AN quad comparator, National or equiv.

IC4—LF411CN JFET input op-amp Texas Instruments or equiv.

IC5, IC6—LF357N JFET input op-amp, National or equiv.

IC7—LM358 dual low power op-amp National or equiv.

IC8—LM317T medium-current, three terminal adjustable positive voltage regulator, Motorola or equiv.

IC9—LM337M medium current, 3-terminal adjustable negative voltage regulator, Motorola or equiv.

Other components

F1, F2—fuse, 10 A

J1—jack, RCA-style

J2—jack, ¼ inch Rean No. 550-20301 or equiv.

RY1—relay, PCB, Potter & Brum-

field T90N5D12-12 or equiv.

S1—switch, DPDT, E-Switch TA2EECAU or equiv.

TC1—thermostat, 80°, Airpax 67F080 or equiv.

Miscellaneous (amplifier board): amplifier circuit board, two heat-sinks for TO-220 devices, five dual screw terminal blocks, OST, Inc. No. 16 and No. 18 insulated hookup wire, solder

Miscellaneous (packaging) case with perforated metal cover (selection optional); heatsinks (for the convection-cooled version—one aluminum-finned 14 × 3 × ¼-inches, EG&G Wakefield No. 510 (for fan-cooled version, two finned aluminum finned 12 × 3 × ¾-inches, EG&G Wakefield 510 (cut in half lengthwise); three 1 × 1 × 12-inch aluminum angle sections; power cable, two tubeaxial muffin-type DC fans, 3.5-inch diameter (60 to 80 CFM), (Optional); 120 VAC, 3-pin power jack; power switch, 20 ampere, panel mount, No.18 AWG insulated hookup wire, flat ribbon cable, No. 28 AWG; mica thermal-conducting washers; assorted nuts, bolts, lockwashers; silicon grease, mica thermal-conducting insulators for TO-220 cases, solder.

Note: The following options for parts are available from A and T Labs, Box 4884, Wheaton, IL 60189

- Amplifier printed circuit board for one channel, double-sided, plated-through holes, silk screened, solder masked (two required) (K6PCB1)—\$39.00

- Switching power supply board, double-sided, plated-through holes, silk screened, solder masked (one required) (K6PCB2)—\$42.00

- Switching power supply power transformer (K6T4)—\$52.00

- Switching power supply driver transformer (K6T2)—\$15.00

- Power supply inductors L1, L2, and L3 (K6L)—\$32.00

- Heatsink set for convection-cooled case (K6HS1)—\$110.00

- Heatsink set for forced-air cooled case case (K6HS2)—\$110.00

- Set of 8 matched MOSFETs for 1 amplifier channel (K6Q)—\$90.00

Add 5% U.S. or 12% Canada for shipping and handling.

Checks, money order, and VISA or Mastercard credit cards accepted. Illinois residents please add 6.75 % local sales tax.

Figure 7 is the outline drawing of the home or convection-cooled case, giving its minimum inside dimensions, and Fig. 8 is the assembly drawing of this version showing the ar-


range and orientation of the three circuit boards. It provides basic information on the mechanical work required to mount the circuit boards, panel-mounted power switch, sock-

et, LEDs, jacks and other components.

Figure 9 is an outline drawing similar to Fig. 7 for the forced-air cooled, portable case giving

Continued on page 143

BENCHTOP FUNCTION GENERATOR



Build this digital function generator that produces square, sine, and triangular waves from 0.1 Hz to 1 MHz, for a fraction of the price of a commercial unit.

CARL J. BERGQUIST

AVOID THE HIGH PRICES OF MOST off-the-shelf commercial test equipment by building your own instruments whenever possible. Factory manufactured instruments certainly perform well—the equipment on the market today offers so many accessories and features that further improvement seems almost impossible. However, for most experimental and hobby test and measurement applications, many of those extras are just not necessary. So unless you're planning to start your own repair service, the cost of those commercial instruments is hard to justify.

Build this digital function generator that will produce square, sine, and triangular waves from about 0.1 Hz to over 1 MHz, and display the output frequency on a digital readout. The digital display eliminates the tedious task of calibrating a panel dial. And, with the flick of a switch, the display section can function as an independent frequency counter. This is a handy feature for quick mea-

surements or in situations where more than one counter is required. Best of all, however, is that the function generator will do all this at a fraction of the cost of commercial units.

Circuit operation

Figure 1 is the schematic diagram of the function generator circuit. The heart of the circuit is IC1, an Intersil/Harris ICL8038 VCO/precision waveform generator. This chip, plus a handful of discrete components, produces square, sine, and triangle waveforms. The 8038 is configured as a voltage-controlled oscillator (VCO), with its frequency determined by resistor network R1 and R2 and one of the range capacitors (C2 to C7). The signal shape (sine/triangle/square) is selected by switch S2, the frequency range by S1, and the exact frequency is set by R1. Notice that R1 is a 10-turn, panel-mount potentiometer with a locking feature. This feature allows for a more precise frequency setting and lets you "lock in" the frequency.

The output of the generator is tied to both a signal terminal via gain-control R4 and to the clock input of IC3, the first of six CD4026B decade-counter ICs that make up the frequency counter section of the circuit. The 4026's can drive seven-segment LED displays directly, thus reducing parts count. Counter/divider IC3 divides the input signal by 10, passes the result on to IC4, and sends the remainder to the display. The six counters are cascaded, with the divide-by-10 output of one connected to the clock input of the next counter/divider, in turn.

While this circuit has six divider stages, as many digits as desired can be added. With a six-digit display, the maximum reading can be 99999.9, 9999.99, or 999.999 kHz, depending on the value of the time-sampling capacitor. The advantage of using the 4026's is that each digit is independent, and whether the display requires two digits or twenty, they are easily obtained by cascading

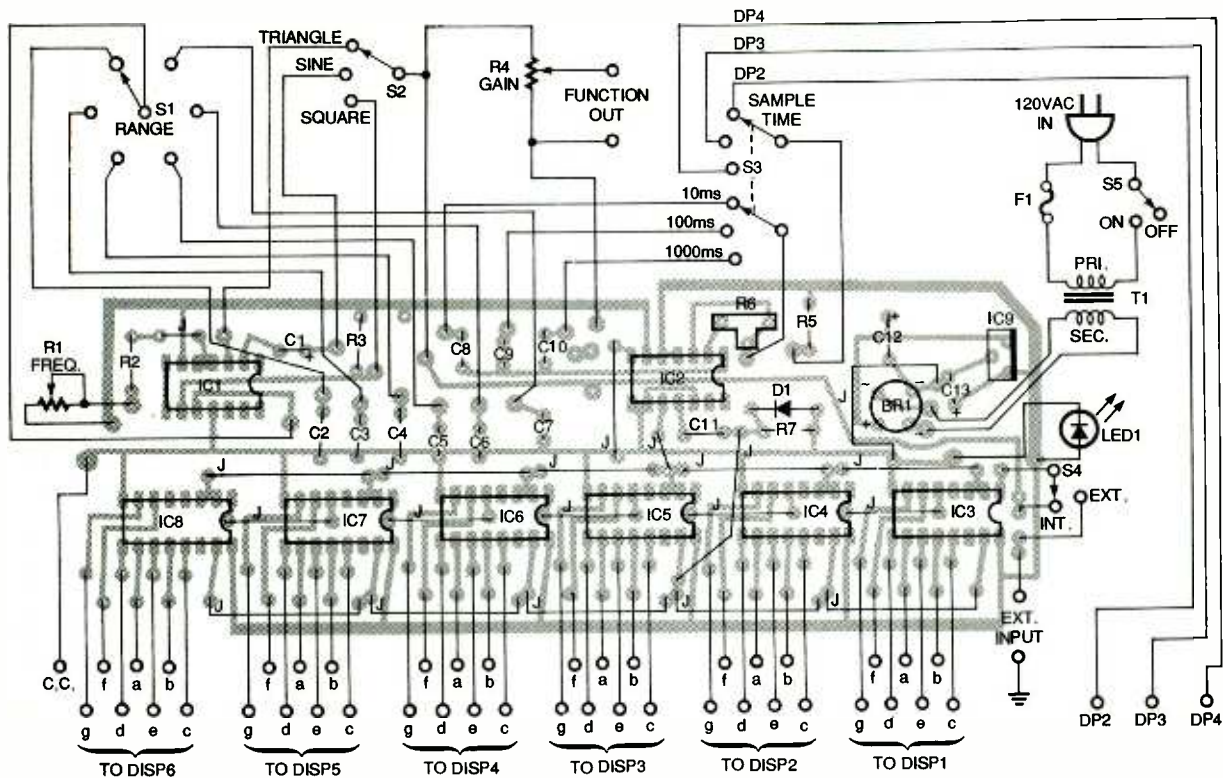


FIG. 2—MAIN BOARD PARTS-PLACEMENT DIAGRAM. Notice that the jumpers from pin 5 of one 4026 to pin 1 of the next run under the IC sockets.

the 4026s. A six-digit display allows readings up to one megahertz at the lowest gate time, with a resolution of thousandths of a kilohertz.

The CD4047B monostable/astable multivibrator (IC2) provides the sample or gate time for the frequency-counter circuit. One of the capacitors C8, C9, or C10, in conjunction with R6, forms the RC timing network. If C8 is selected, the resolution is in tenths of a kilohertz, and the sample time is set at 10 milliseconds. Capacitor C9 increases the sample time to 100 milliseconds and the resolution to hundredths of a kilohertz, while C10 provides thousandths of a kilohertz resolution with a one-second sample interval.

If resolution to ten thousandths of a kilohertz is needed, a one-microfarad capacitor can be switched in, but the sample time will increase to 10 seconds. An additional disadvantage to using the higher gate times is that the display will flash at a rate of about 3 Hz. The reading is valid and easily

comprehended, but some people find the flashing display annoying. Notice that one pole of DP3T switch S3 selects the capacitor, and the second pole controls the position of the decimal point.

Except for the transformer, the power supply is built on the PC board. The power supply circuit is based on an LM7812 12-volt regulator IC that is well suited for this application.

Building the generator

Printed circuit boards were used in building the prototype, although other techniques such as point-to-point wiring will work just as well. One PC board contains the main circuitry, and the three 2-digit LED display modules are mounted on a second board. The two boards are interfaced with either 42-conductor ribbon cable or 42 individual leads; the display is not multiplexed, so each of the segments will require a separate wired connection.

Figure 2 is the parts-place-

ment diagram of the main board. First install all jumper wires and then the IC sockets. (Notice that the jumpers from pin 5 of one 4026 to pin 1 of the next run under the IC sockets.) Next install the discrete components, observing the polarity of C1, C5 to C7, and D1. Last, solder hookup wire of appropriate lengths for the panel-mounted switches, audio output, signal input, and potentiometers.

Now apply +12 volts DC to the power connection points, and with a voltmeter check pin 6 of the 8038, pins 4, 5, 6, and 14 of the 4047, and pin 14 of the 4026s for +12 volts. If that voltage appears where it should, install the ICs in the sockets and set the board aside.

Figure 3 is the parts-placement diagram of the display board. If you plan to use sockets for the displays, insert and solder them first. Mounting the seven-segment displays in sockets allows for easy changes in the type or style of display, and easy replacement of faulty units. If sockets are not used,

PARTS LIST

All resistors are 1/4-watt, 5%, unless noted.

R1—10,000 ohms, 10-turn locking potentiometer

R2, R5, R8—1000 ohms

R3—100,000 ohms

R4—100,000 ohms, panel-mount potentiometer

R6—1 megohm, PC-mount potentiometer

R7—10,000 ohms

Capacitors

C1—47 μ F, aluminum electrolytic

C2, C8—0.001 μ F, polyester

C3, C9—0.01 μ F, polyester

C4, C10—0.1 μ F, polyester

C5—1 μ F, tantalum electrolytic

C6—10 μ F, tantalum electrolytic

C7—100 μ F, aluminum electrolytic

C11—200 pF, ceramic disc

C12—1000 μ F, aluminum electrolytic

C13—6.8 μ F, tantalum electrolytic

Semiconductors

IC1—ICL8038 VCO/precision waveform generator (Intersil/Harris)

IC2—CD4047B CMOS monostable/astable multivibrator

IC3—IC8—CD4026B CMOS decade counter/divider

IC9—LM7812T positive 12-volt regulator

D1—1N4001 diode

LED1—Light-emitting diode, any color

DISP1—DISP6—Three MAN6740 dual-digit, 7-segment, common-cathode display module (National Semiconductor)

BR1—2-ampere bridge rectifier

Other Components

S1—SP6T rotary switch

S2—SP3T rotary switch

S3—DP3T rotary switch

S4—SPDT toggle switch

S5—SPST toggle switch, 120-volts AC

T1—120-volts AC to 12.6-volts AC, 1-ampere power transformer

F1—1-ampere slow-blow fuse

Miscellaneous

PC boards, IC sockets, hookup wire, knobs, solder, instrument case, hardware, panel-mount fuse holder, linecord and plug, linecord grommet, LED holder, clear red display lens, input/output jacks

then solder the display modules directly to the PC board. Also solder lead wires to the appropriate pads for connecting the

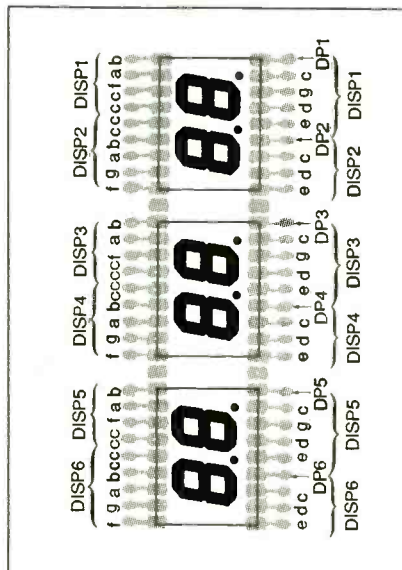


FIG. 3—DISPLAY BOARD parts-placement diagram. Solder lead wires to the appropriate pads for connecting the display board to the main board.




FIG. 4—THE INSIDE OF THE PROTOTYPE UNIT. The front panel was painted yellow so that black dry transfer lettering would be visible when applied.

display to the main board.

After both boards are completed, interface them with ribbon cable or hookup wire. Be sure to connect the display's common cathode bus to ground, and the second, third, and fourth decimal points to switch S3. The generator/counter can now be tested.

Apply power to the unit and a six-digit display should appear;

if not, remove power and double check the wiring and component orientation. This procedure should locate the problem; if not, reconfirm the +12 volt DC connections. As a last resort, try replacing the ICs.

The prototype is housed in an 8- \times 6 $\frac{1}{2}$ - \times 2 $\frac{1}{2}$ -inch bench-style instrument case. If you use the same or a similar-size case as the prototype, lay out the holes for the controls and jacks in the same positions as on the prototype, or you can lay them out in any logical pattern. Drill the appropriately sized holes in the front panel to accommodate the switches, jacks, and potentiometers, and cut out a rectangular hole to accommodate the display. The prototype has banana jacks for its input and output connections, but you can use

any style of jack that best suits your needs. Make sure the display cutout matches the chosen display modules. Drill holes in the rear panel for the fuse holder and linecord grommet.

The front and rear panels of the prototype case were molded in black plastic. Therefore, the front panel was painted yellow so that black dry transfer letter-

Continued on page 147

FIRMWARE—HARDER THAN SOFTWARE, softer than hardware—is the lifeblood of both custom microcontrollers and embedded systems. Creating firmware—not writing the software, but programming in into the hardware—has traditionally been a headache. But no more. The EEP-1 programmer described in this article lets you program EEPROMs—electrically-erasable programmable read-only memories. The programmer is an easy-to-build, easy-to-use, yet powerful development tool for both professionals and hobbyists. It's built around an Intel 8031 microcontroller, requires just a few support ICs, and can be assembled for under \$40.

The device can program both bipolar and CMOS versions of the most popular devices: 2K (2816 and 28C16), 8K (2864 and 28C64), and 32K (28256 and 28C256). In this article, both bipolar and CMOS memories will be referred to simply as EEPROMs, and the bipolar designations will refer to both types.

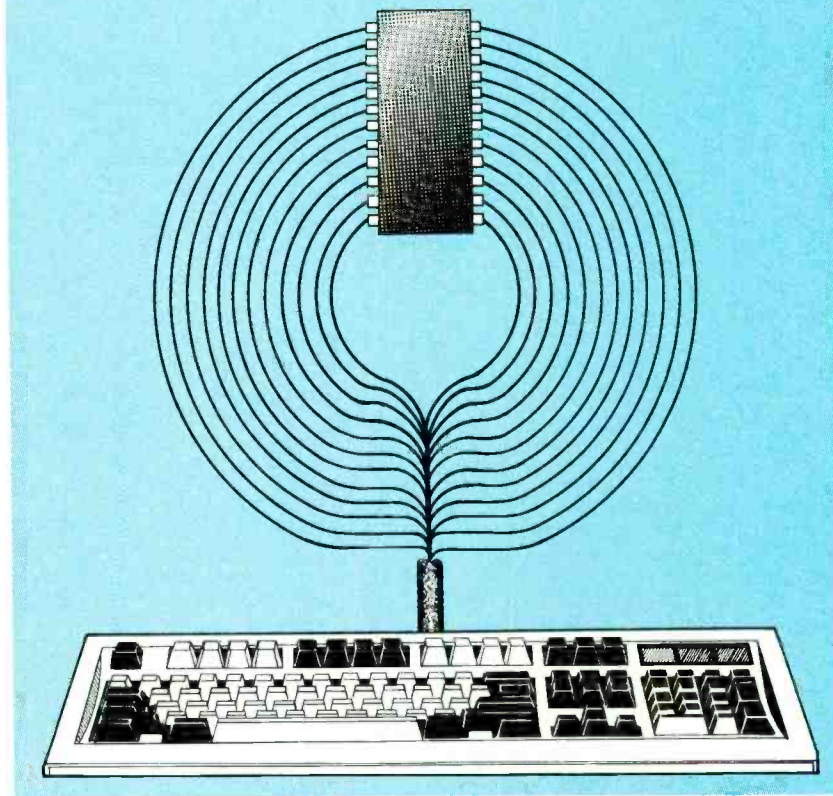
An interesting feature of the project is that it can be used to create its own control software. In other words, you can use EEP-1 to program an EEPROM, then let that EEPROM control the EEP-1! In addition, the EEP-1's PC-based control program can also create a disk file by reading the content of an EEPROM inserted in the EEP-1's programming socket.

This article presents complete plans for building the EEP-1, including schematic, parts list, and PC board patterns. In addition, the author is selling complete and partial kits of parts, PC boards, and software. To use the EEP-1, you'll need a PC with a free serial port and a standard 9-pin serial cable.

Circuitry and operation

The complete schematic appears in Fig. 1. In addition to the EEPROM being programmed, the circuit contains four ICs and a voltage regulator.

Low Cost EEPROM Programmer



Get a handle on your firmware with this low-cost EEPROM programmer.

IC1 is a line-powered DS1275 RS-232 transceiver made by Dallas Semiconductor. The function of IC1 is to convert RS-232 signals to TTL levels, and TTL signals to RS-232 levels. The DS1275's transmitter operates by "stealing" power from the communication line, instead of relying on an internal DC source. Doing so eliminates the need for a ± 12 -volt supply, but there is a catch. When DC power is off and the communication link is still connected, the device could suffer internal latch-up, which could in turn lead to excessive current flow and device destruction. For that reason, Schottky diode D2 provides a conducting bypass.

Since the forward conducting voltage of D2 is only 0.1 volt, it will be the first to conduct, thereby eliminating latch-up danger to the DS1275.

The heart of the programmer is IC2, an Intel 8031 microcontroller. It is an 8-bit device that can address 64K bytes of program memory and 64K bytes of data memory. The EEP-1 uses program memory to store its control program, and data-memory addresses for EEPROM programming. Capacitor C2 provides a power-up reset signal for the microcontroller, thereby initializing it into a known state. After reset, program execution begins at address 0000h.

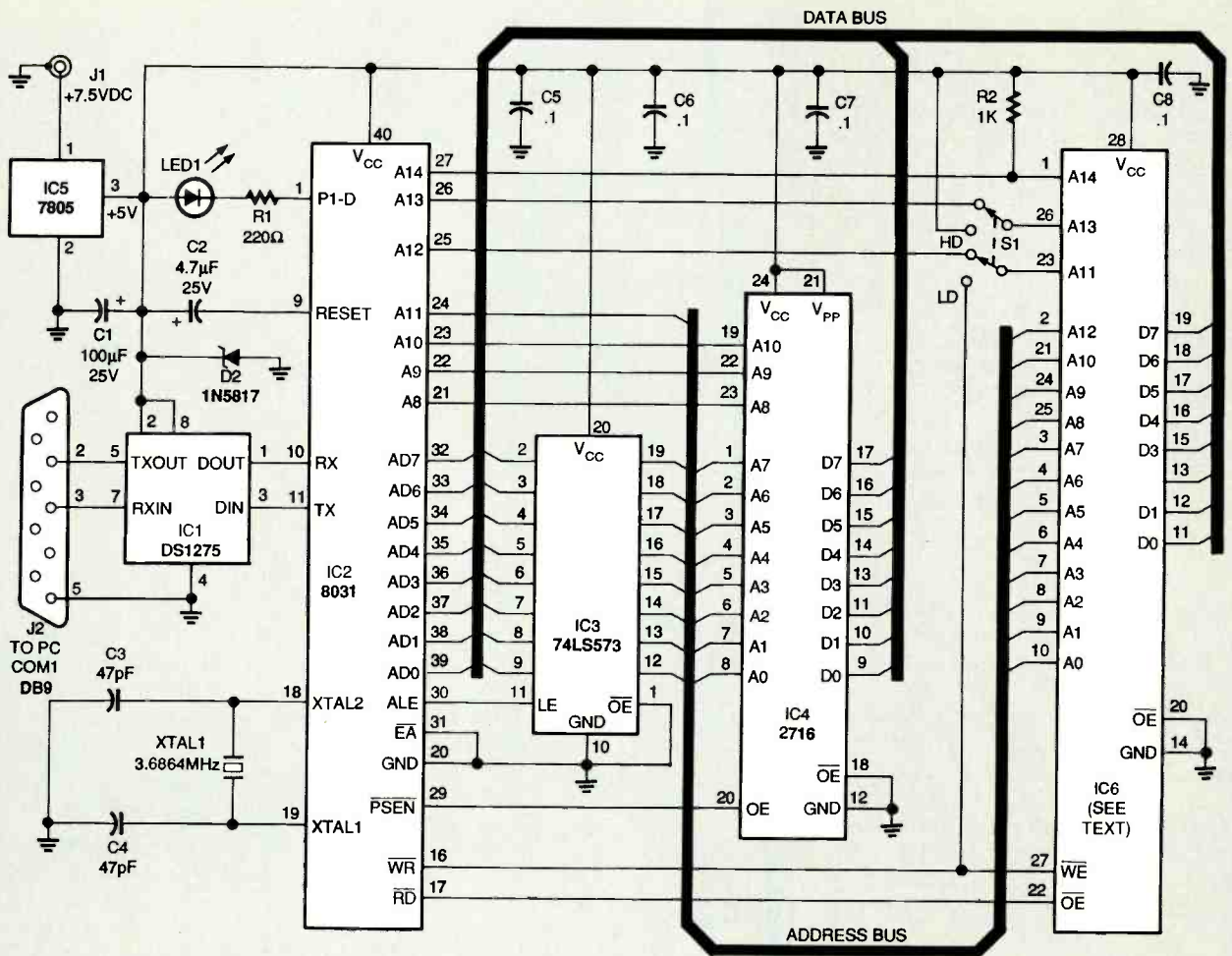


FIG. 1—COMPLETE SCHEMATIC of the EEP-1 EEPROM programmer, a low-cost way to create the firmware for your next microcontroller project.

The microcontroller's clock depends on crystal XTAL1 and capacitors C3 and C4. The clock frequency is 3.6864 MHz, which allows it to communicate with an IBM PC at 9600 bps. Communication occurs via the 8031's RX (receive) and TX (transmit) pins. In this configuration, only three lines are needed: receive, transmit, and ground. To simplify the connection, a straight-through 9-conductor cable with DB9 connectors on each end is used. With this cable, pin 2 at one end connects to pin 2 at the other end. The same is true of pins 3 and 5. The female end of the cable connects to the PC, and the male end to the EEP-1. An LED connected to the 8031's low-order output port provides a programmable system-status indicator.

The 8031 multiplexes its low-order address lines with the data bus. This means that pins 32 to 39 carry both addresses and data at different times. What IC3 does is latch the contents of those pins at the point during the CPU's machine cycle when they carry valid address information. Fortunately, the 8031's address latch enable (ALE) signal at pin 30 makes doing so easy, by using the signal to drive the latch-enable input of octal D latch IC3, a 74LS573. Later, when ALE goes low, pins 32 to 39 carry eight bits of data.

The system's control program is stored in IC4, a 2716 EPROM or 2816 EEPROM. The author used an EEPROM while developing the project, but switched to lower-cost EPROM for the finished product. Doing that is

possible because the 2716 and 2816 are pin-compatible, except that pin 27 is the programming voltage input (V_{PP}) for the 2716, and the write-enable input (\overline{WE}) for the 2816. The good news is that for normal read operations, pin 27 can simply be tied high.

The EEPROM to be programmed must be inserted into the empty socket denoted by IC6. Switch S1 and resistor R2 adapt the circuit for different EEPROM types, as discussed next.

EEPROM type and selection

You might think that all EEPROMs are the same, but it's not quite that simple. For example, although all 2864's are 28-pin devices, the function of pin 1 varies by manufacturer. For example, on Xicor's X2864A,

Continued on page 148

LAST TIME PLANS WERE PRESENTED on how to build a \$40 EEPROM programmer that, in conjunction with any standard PC, allows you to read and write popular 2K, 8K, and 32K EEPROMs. Now you'll see the value of having an EEPROM programmer by building five easy EEPROM-based projects.

To illustrate the variety of uses to which EEPROMs may be applied, the projects will function in a variety of environments: With an 8031 microcontroller, an 8085 microprocessor, a Z80 microprocessor, and in a "dumb" (no microcontroller or microprocessor) LED controller.

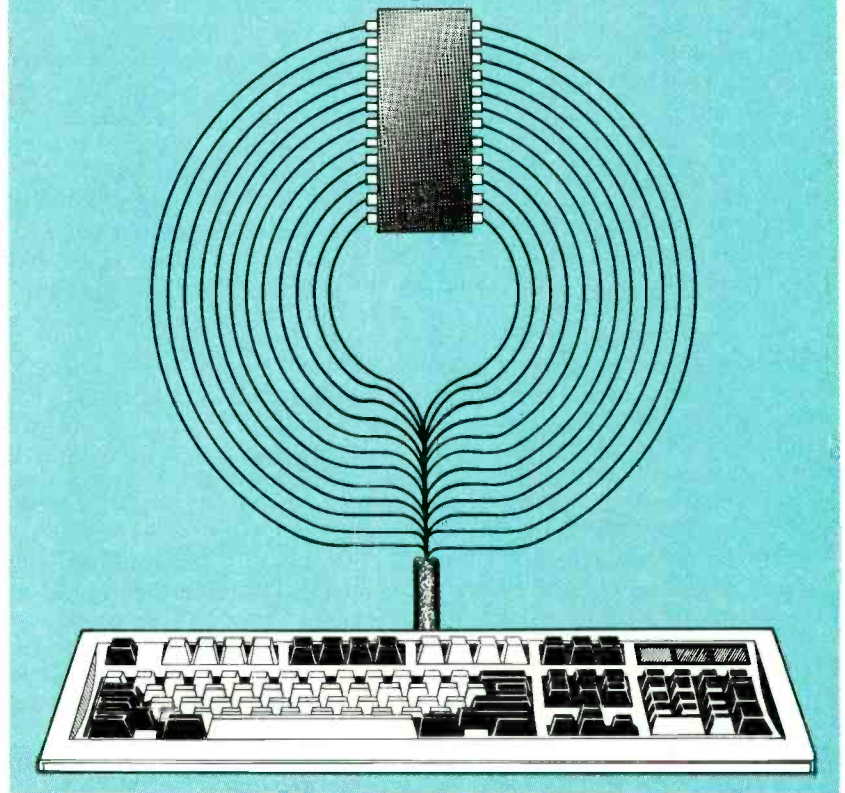
Projects I-IV are really variations on the same theme: Use one bit of a microcontroller or microprocessor to blink a discrete LED in one of several patterns. Project V shows how an EEPROM can be used as a data-storage device, thereby providing different display patterns on a seven-segment LED.

In addition to having some fun, you'll learn several things by performing these experiments. Probably the most important thing you'll learn are some of the tradeoffs among microcontrollers on one hand, and microprocessors on the other. You'll also learn about support circuitry required by various families, and about assembly-language programming. You will find the process of "learning by doing" to be highly effective in learning about both hardware and software aspects of the control world.

To perform the experiments, you'll need a modest investment in equipment: an EEPROM programmer (such as the EEP-1 presented last time), a 2816 EEPROM, a solderless breadboard, several assorted CPUs, and a few odds and ends (resistors, capacitor, crystals, etc.). You'll also have to create some software, but with the step-by-step directions given here, you should have no trouble.

Because each of the five projects is simple and self-con-

Five Easy EEPROM Projects



Put your EEPROM programmer to work.

tained, they are presented in a consistent format. Each project description contains an overview of the project, technical notes, a schematic, a parts list, and a program listing.

Software notes

Discussion in this section applies to all five projects. The executable programs and listings were created by several useful shareware products. Both are cross assemblers, which means that they run on one platform (PC compatible), but generate code for another (8031 etc.). One advantage of this type of cross assembler is that you can use one language to write programs for multiple CPUs. The disadvantage is that the code produced is typically less efficient

than hand-tuned code written directly in a CPU's native language.

In some cases, highly efficient code is unnecessary; its only effect may be to increase development cost of a project. In other cases, such as communication drivers, highly efficient code is a must. One sign of the mature engineer is knowing when to apply various tradeoffs. But enough philosophy.

Specifically, A51.EXE is a code generator for the 8031/8051 line of microcontrollers, and TASM.EXE is a code generator for the 8085 and Z80 lines, as well as for numerous other microprocessors. Copies of both programs will be posted, along with the corresponding documentation files,

on the Gernsback BBS (516-293-2283, v.32, v.42bis). Look for file ASMB.ZIP. In addition, EEPROJ5.ZIP on the BBS contains the source and binary files for the five projects. For more detailed and up-to-date information on the shareware assemblers, you may want to try the Signetics BBS (800-451-6644). If you end using any shareware program, be sure to pay the registration fee.

The general procedure for creating (or modifying) a program consists of three steps:

1. Type the source code into a plain ASCII file, using "ASM" as the file extension (e.g., TEST1.ASM). The documentation for the cross assemblers provides detail on available programming commands and the proper syntax for using them. By starting with the example programs, you should be able to pick up the language quickly.

2. Run A51 or TASM on the file. For example, executing "A51 LED1.ASM" will generate LED1.OBJ and LED1.LST. Executing "TASM -85 LED8085A.ASM" will generate LED8085A.OBJ and 8085A.LST. The "-85" tells TASM that the 8085 is the target microprocessor.

A word about file formats: An "OBJ" file is an Intel format hex file that contains an ASCII representation of the machine language generated by the cross assembler. The Intel hex format also includes error detecting information to help ensure file integrity. Most EEPROM and EPROM and plain old PROM burners accept data in the Intel hex format.

By way of contrast, an "LST" file is basically a reformatted version of the source code (the "ASM" file), along with the hex machine codes and hex addresses where they reside. In fact, the actual LST files from the example programs are printed along with this article.

3. Following the instructions supplied with your EEPROM programmer, burn the EEPROM with the OBJ file. Last, hook up the hardware and test it.

Creating a binary object file

Many EEPROM programmers accept the Intel Hex format files. But some do not; they instead expect raw binary files in which each byte of data is not an ASCII character, but rather an actual machine-language instruction (or data). The EEPROM programmer can handle both formats, but in case yours does not, here's how to create a binary image file from the LST file created by the assembler.

The procedure involves use of the DOS program DEBUG.EXE. Using Debug, you can create an arbitrary file of hex data up to 64K in length, or even more. The basic procedure is to invoke DEBUG, enter the desired hexadecimal data, specify in hex how many bytes to write, specify a file name, and then write the file to disk.

For example, to create an eight-byte file containing the values 00, 01, 02, ... 08 you would perform the steps shown in Listing 1. After starting the program, DEBUG's prompt is a hyphen. Press "?" followed by Return to see a list of Debug's single-letter commands. Unfortunately, for more information, you'll have to consult a third-party book or a DOS Technical Reference, available separately from Microsoft.

even session to session. Those values represent the Intel memory segment, but for programs and data smaller than 64K, the segment address is irrelevant.

Next name the file using Debug's "N" command. Then specify the file length by inserting the proper value into the CPU's CX register. Next write the file to disk using Debug's "W" command, and exit using "Q." Verify that the file exists using DOS's DIR command; then reload the file into DEBUG by using the file name you specified as a parameter when you start DEBUG: C:>DEBUG TEST.BIN

Then display the contents of the file using the "D" command. If all has gone well, the first eight bytes of the listing should contain the values you typed in.

Now let's look at the projects themselves.

Project I

In this project, the least significant bit (LSB) of an 8031/8051 microcontroller controls a single discrete LED. When the LSB goes low, the LED turns on; when the LSB goes high, the LED turns off. To make things a little more interesting, the software performs a two-second delay after each transition of the LSB.

Figure 1 shows the complete

```
LISTING 1—CREATING A BINARY FILE

C:>debug (CR)+EP
-e 100 (CR)+EP
xxxx:0100 02.00 26.01 FF.02 77.03 02.04 8D.05 46.06 E0.07 (CR)
-n test.bin (CR)
-r cx (CR)
CX 0000
:8 (CR)
-w 0100 (CR)
Writing 00008 bytes
-q (CR)
```

To enter raw hex data, type "e" and an address, then press Return, shown here as (CR). Now you can enter hex data as pairs of ASCII characters. Press the space bar after each pair to move on to the next, or press Return to terminate data entry mode.

The four "x" characters preceding the address in Listing are arbitrary values, and will vary from machine to machine,

schematic; it doesn't get much simpler than that! The three major components are the microcontroller (IC1), low-order address latch (IC2), and external program memory (IC3). Note that for the 8031 to use external program memory, its \overline{EA} pin must be tied to ground. In addition, to read data stored in the EEPROM, the microcontroller's \overline{PSEN} (program storage enable)

Continued on page 151

RAY MARSTON

THIS THIRD ARTICLE IN A SERIES ON measurement bridges is about special bridges that might not be known to all readers. However, the article includes schematics building some of these resistance-matching and ratio-matching bridges. They will give you an opportunity to learn about those bridges and then, after you build the circuits, you can match or duplicate resistors within a tolerance of $\pm 0.003\%$.

The first part of this series discussed the Wheatstone resistance-measuring bridge and its derivatives, and the second part explained precision inductance, capacitance and resistance (LCR) bridges including the Maxwell and Hay AC bridges.

In addition to the DC and low-frequency AC bridges described in the two previous articles, there are three others that should be of value to experimenters and hobbyists. The first of these is the *transformer ratio-arm bridge*. Fig. 1 is the basic schematic for this bridge. The value of the ratio arms of this bridge (shown as switch-selectable at 0.1/1, 1.0/1, or 10.0/1 in Fig. 1) depends entirely on transformer T1's turns-ratios. Suitable transformers can be wound with a precision better than 0.01%.

The value of an unknown impedance Z_x can be balanced against that of a standard im-

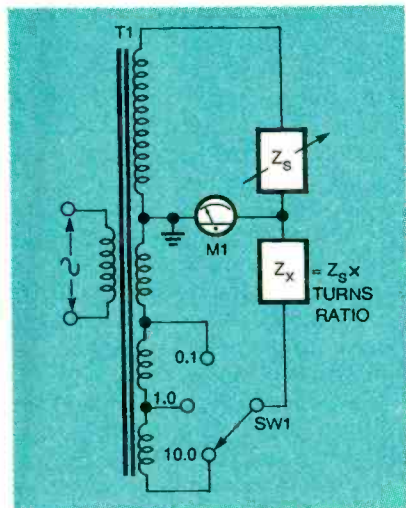
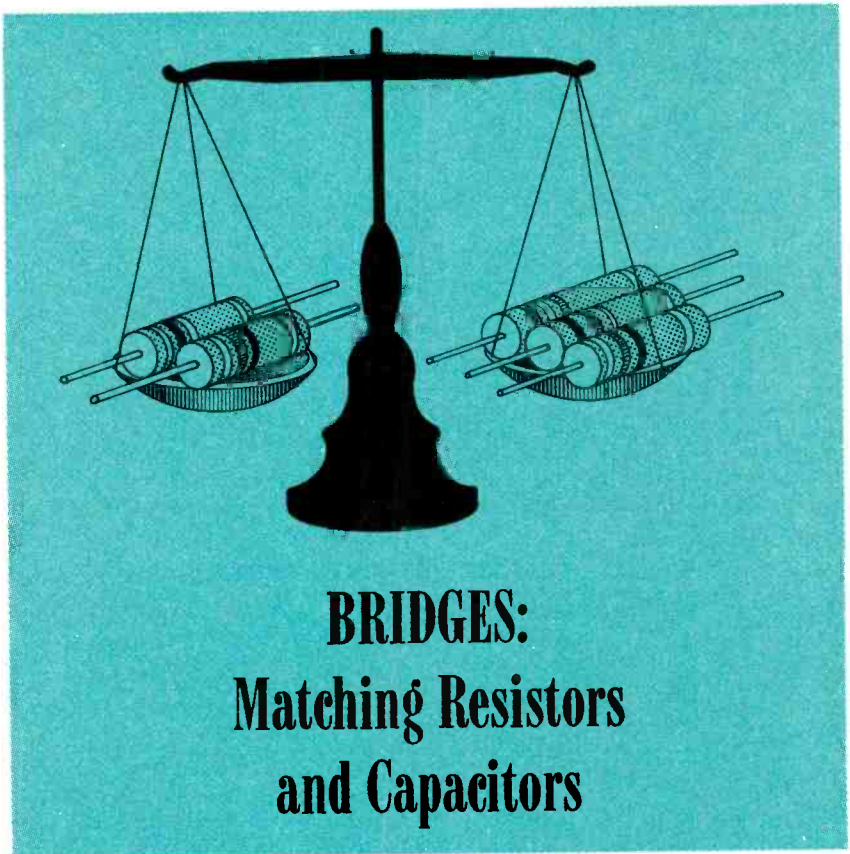


FIG. 1—A SCHEMATIC FOR a transformer ratio-arm bridge.



BRIDGES: Matching Resistors and Capacitors

Learn about special resistance and capacitance bridges and substitution boxes.

pedance Z_s either by varying the value of the standard or the value of the ratio arms. Resistors or capacitors can be balanced against each other by placing them on opposite sides of the bridge, as shown. In addition, a capacitor can be balanced against an inductance by placing both components on the same arm of the bridge.

The DC resistance-matching bridge, shown in Fig. 2 is another important bridge. This simple circuit permits resistors to be matched to within $\pm 0.1\%$ or better. This bridge is based on two basic principles: (1) If R_A and R_B are equal, the value of R_{MATCH} will equal that of R_S at balance; (2) If R_A and R_B are equal, they will generate the same output voltage, regardless of the way they are connected across the power supply.

With the second principle in mind, R_A and R_B are joined by a 500-ohm potentiometer and

they are connected to the DC supply through the biased polarity-reversal switch S1.

To measure with this resistance-matching bridge, connect R_S and R_{MATCH} in the locations shown. Notice that R_{MATCH} is shown simply as a fixed resistor (R_{M1}) in series with a variable resistor (R_{M2}). With the DC supply connected, a meter reading can now be taken. If necessary, trim R_{M2} and R_3 to make this reading a reasonable value. Repeatedly toggle switch S1 and trim R_3 until identical meter readings appear in both toggle positions. That completes the adjustment.

Trim the value of R_{MATCH} with R_{M2} to zero the meter reading. When it is zeroed, R_S and R_{MATCH} are matched. After R_3 has been initially set, it should rarely require adjustment. The circuit's matching fidelity is limited to $\pm 0.1\%$ by the balance-detection meter's sensitivity.

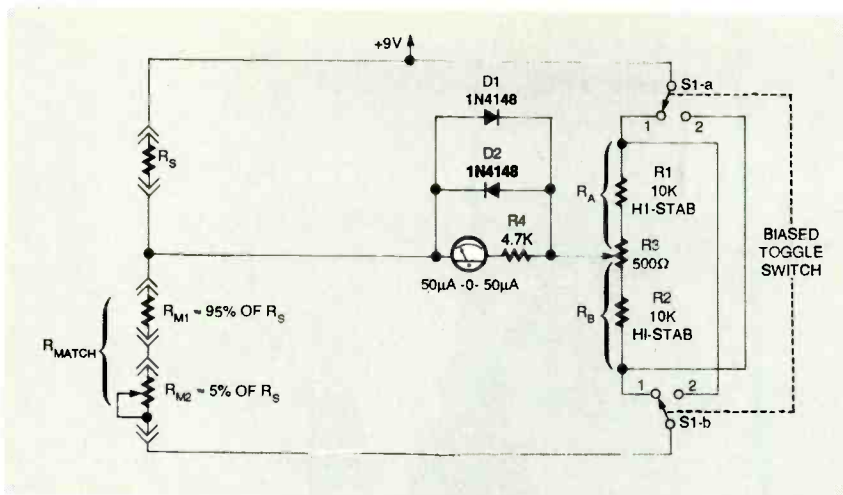


FIG. 2—THIS RESISTANCE-MATCHING bridge will match resistors within $\pm 0.1\%$.

TABLE 1—CHARACTERISTICS OF RESISTORS

Resistor Type	Resistance Range (Ohms)	Tolerance Range (Percent)	Temperature Coefficient ppm/°C
Carbon comp.	1 - 100 M	$\pm 5 - \pm 20$	$\pm 100 - \pm 1000$
Carbon film	1 - 200 M	$\pm 0.5 - \pm 10$	$-800 - +200$
Metal film	0.27 - 100 M	$\pm 0.01 - \pm 2$	$\pm 3 - \pm 200$
Cermet film	10 - 500 M	$\pm 0.05 - \pm 5$	$\pm 50 - \pm 200$
Wirewound			
Precision	0.001 - 60 M	$\pm 0.001 - \pm 1$	$\pm 0.5 - \pm 50$
Power	0.1 - 1 M	$\pm 1 - \pm 10$	$\pm 20 - \pm 450$

dle those resistors while balancing or matching values. Table 1 give values of coefficients of resistance for the common commercial resistive elements. These include carbon film, carbon composition, metal film, thick film, and wirewound.

When making measurements with the bridge, be aware that the R_{MATCH} value can be trimmed (to make it equal R_S) with a series resistor to increase its value or a shunt resistor to reduce it.

Resistance-matching bridge.

Figure 3 is the schematic for a precision resistance-matching bridge that includes a DC differential amplifier for driving the meter. It offers such high balance-detection sensitivity that resistors can be matched to within $\pm 0.003\%$. This bridge also has the ability to indicate on potentiometer R1's calibrated scale, the percentage of the out-of-match error of R_{MATCH} . This scale spans $\pm 0.5\%$, 0.05% , and 0.005% in three switch-selected ranges.

To set up the bridge initially, insert R_S and R_{MATCH} in their positions, connect operational amplifier IC1's output to an external multimeter, and connect the power supply through switch S4. Then close momentary pushbutton switch S3 and trim IC1's SET BALANCE control R13 to obtain a zero reading on the meter's most sensitive DC current range. Then release switch S3.

Now set potentiometer R1 at midscale and, with S2 initially set to its $\times 1.0$ scale, toggle S1. Trim potentiometer R2 (and if necessary, trimmer R_{M2}) to find a setting where the meter reading are identical in both toggle positions. As potentiometer R2 nears the balance point, increase the balance sensitivity with S2, until a perfect balance is obtained on the $\times 0.01$ range. That completes the initial setup procedure.

Resistor R_{MATCH} can then be matched to R_S by trimming R_{M2} for a zero reading on the meter. After the circuit has been set as described, R2 and operational

Continued on page 155

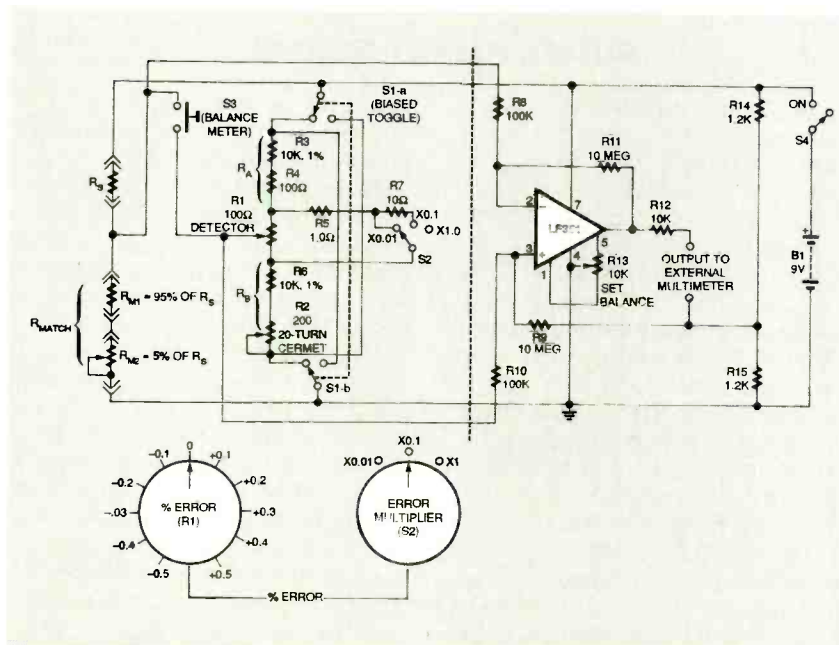


FIG. 3—THIS HIGH-PRECISION RESISTANCE-matching bridge will match resistors to within $\pm 0.003\%$.

When building a resistance-matching bridge or when matching resistors, install only resistors whose resistive ele-

ments have low-temperature-coefficients measured in parts per million per degree Celsius ($\text{ppm}/^\circ\text{C}$). Do not touch or han-


Electronic SHOPPER

Paperback Books

GREAT PAPERBACKS AT SPECIAL PRICES

COMPUTER HOBBYISTS HANDBOOK—BP251—\$8.95


Subjects covered include microprocessors and their register sets; interfacing serial, parallel, monitor, games and MIDI ports; numbering systems, operating systems and computer graphics. While the book is aimed at the computer hobbyist, it should also prove useful to anyone who intends to use a computer to follow their interests.



INTERNATIONAL RADIO STATIONS GUIDE—BP255—\$9.95


Provides the casual listener, amateur radio DXer and the professional radio monitor with an essential reference work designed as a guide for the complex radio bands.

Includes coverage on Listening to Short Wave Radio, ITU Country Codes, Worldwide Radio Stations, European Long Wave and Medium Wave Stations, Broadcasts in English and more.




Further Practical Electronics Calculations and Formulae

F. A. WILSON



FURTHER PRACTICAL ELECTRONICS CALCULATIONS—BP144—\$9.00

450 pages crammed full of all the formulae you are likely to need. Covers Electricity, Electrostatics, Electromagnetism, Complex Numbers, Amplifiers, Signal Generation and Processing, Communications, Statistics, Reliability, Audio, Radio Systems, Transmission Lines, Digital Logic, Power Supplies. Then there's an appendix of Conversion Factors, Mathematical Formulae and more.



WIRELESS & ELECTRICAL CYCLOPEDIA—ETT1—\$5.75

A slice of history. This early electronics catalog was issued in 1918. It consists of 176 pages that document the early history of electricity, radio and electronics. It was the "bible" of the electrical experimenter of the period. Take a look at history and see how far we have come. And by the way, don't try to order any of the merchandise shown, it's unlikely that it will be available. And if it is, the prices will be many times higher.

ELECTRONIC TECHNOLOGY TODAY INC.
P.O. Box 240, Massapequa Park, NY 11762-0240

Name _____
Address _____
City _____ State _____ Zip _____

EN1195

SHIPPING CHARGES IN USA AND CANADA

\$0.01 to \$5.00	\$1.50
\$5.01 to \$10.00	\$2.50
\$10.01 to 20.00	\$3.50
\$20.01 to 30.00	\$4.50
\$30.01 to 40.00	\$5.50
\$40.01 to 50.00	\$6.50
\$50.01 and above	\$8.00

SORRY No orders accepted outside of USA & Canada

Total price of merchandise	\$ _____
Shipping (see chart)	\$ _____
Subtotal	\$ _____
Sales Tax (NYS only)	\$ _____
Total Enclosed	\$ _____

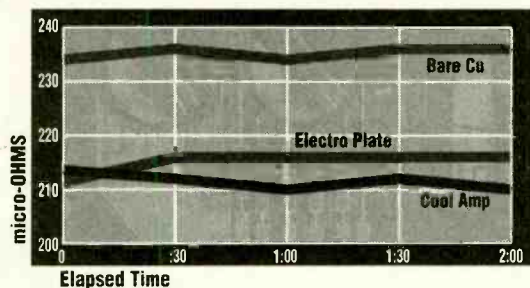
All payments must be in U.S. funds

Number of books ordered

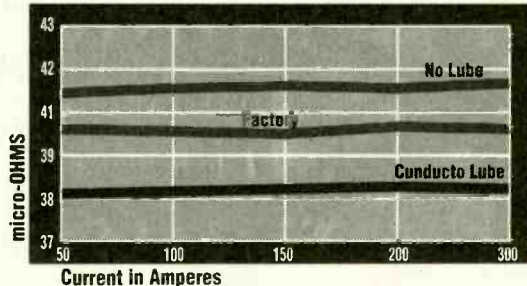
In recent independent tests Cool-Amp is proven better than electroplating.

(For 50 years we've said Cool-Amp is "equal to" electroplating in performance. It is better.)

Cool-Amp



Conducto-Lube



From the report:

"...compare the conducting properties of Cool-Amp silver plating compound with factory silver electro-plated bus and bare copper bus.

"The test results indicated that the contact resistance of the Cool-Amp plated bus connection was slightly lower than that of the electro-plated bus connection and much lower than that of the bare copper bus connection. The final temperature at temperature equilibrium of the bus connection employing Cool-Amp was slightly lower than that of the electro-plated bus connection and the bare copper bus connection..."

From the report:

"...compare the conducting properties of Conducto-Lube lubricant with factory lubrication and non-lubricated connections on an air switch. Identical test setups and procedures were used for each test so that comparative data could be collected and the relative performance of each type of connection could be quantified.

"The test results indicated that the contact resistance of the switch employing Conducto-Lube was generally lower than that of the factory lubricated switch and the switch that used no lubricant."

Cool-Amp How it works:

- Applies *on the job*. Application is simple. Yet Cool-Amp adheres permanently. As tests show, it is better than electroplating.
- Minimizes overheating and power loss by silver plating high amperage connections.
- Saves time, reduces maintenance. Cool-Amp is so simple to apply on the job. It assures maximum conductivity for copper, brass, or bronze contacts and prevents losses due to oxidation.



A one-pound bottle of Cool-Amp silver plating powder plates approximately 6,000 square inches.

Conductivity is demonstrated by inserting test prongs into a container of Conducto-Lube and establishing a circuit. Photo shows low voltage (115 VAC) continuity through container.

Conducto-Lube How it works:

- This is *the* conductive lubricant; highly conductive because it contains pure silver.
- Originally developed to lubricate switches, to the point tension can be adjusted to factory specs allowing full rated capacity of the switch to be maintained at all times.
- Uses have continued to expand—from switches and breakers—to any application where a conductive lubricant is needed.

*Various tests were performed on both products in the Electro-Test, Inc. facilities in Portland, Oregon during January-March, 1994. Evaluation of plating thickness of Cool-Amp was performed by Surface Science Laboratories of Mountain View, California.

COOL-AMP

Conducto-Lube


Cool-Amp Conducto-Lube Company

15834 Upper Boones Ferry Road
Lake Oswego, Oregon 97035
Order factory direct:
503/624-6426, Fax 503/624-6436

BLACK FEATHER ELECTRONICS

VIDEO CLARIFIER

ELIMINATES ADVERSE EFFECTS OF VIDEO COPY-GUARDS!

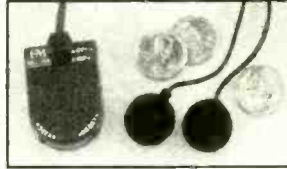


State-of-the-art circuitry restores original (master) quality to all video tapes. Allows for flawless viewing of all prerecorded video's whether rented, purchased or produced at home (even copy-protected tapes), for your personal home use. Unique auto Sync Boost feature eliminates horizontal instability and restores tapes to broadcast quality. Noise Reduction Circuit filters out the "snow" and other annoying interference. Compatible with all VCRs and T.V.s. Includes AC adapter.

CAT #VC-1 **\$59.95 each**

ULTRA-MINI FM RADIO

WOW! SOUNDS GREAT!




Fit an entire orchestra in the palm of your hand and still have room for the concert tickets with this Mini FM Radio that has an incredible sound. Features on/off button, seek button and reset button. Includes battery. If this isn't the world's smallest, it's close to it. But the sharp, clear sound that comes out will make you think you have a jam box. Black.

CAT #FM-1 **\$19.95 each**

3 1/2 DIGIT PANEL METER

This meter has many useful applications such as Voltmeter, Thermometer, Db Meter, Watt Meter, Current Meter, Capacitance Meter, Lux Meter and LCR




Meter. Features include: 200mV full scale input sensitivity, single 9VDC operation and decimal point selectable. In addition, it has 13mm figure height, automatic polarity indication, guaranteed zero reading for 0 volt input and high input impedance (>100M ohms). Specifications: Max input 199.9mV DC-Max. Display: 1999 counts (3-1/2 digits). Measuring method: Dual slope integration A-D converter system, plus many other features.

CAT #PM-1 **\$9.95 each**

STEPPER MOTOR CONTROLLER KIT

This kit allows you to adjust the speed and direction of a stepper motor. You can move the motor in one step increments or rotate it at a constant speed. There are a set of visual indicators that show the sequence of motor. Includes stepper motor, pc board, parts and instructions.



(12Vdc power source not incl.)

CAT #SMK-1 **\$25.00 each**

LASER POINTER

5mW LASER POINTER!

Make a point with your laser pointer. Pointers are the most effective way to demonstrate your drawings, schematics, presentation, and charts. Just press and point! The beam shoots out across the room and puts a red dot on the wall up to 350 feet away. Operates on 2AAA batteries (included). Wt. 2.3oz, wavelength 670nm/5mW output. Measures: .5" diameter x 5.75" L




CAT #LP-1 **\$39.99 each**

TALKING MEMO RECORDER

TALKING MEMO RECORDER / KEY CHAIN


Records and plays messages up to 16 seconds (i.e. parking spaces, things to do, etc.) 16 seconds is a long time to dictate! Measures 3" x 1.95". Battery operated (included).



CAT #TM-1 **\$19.95 each**

FM WIRELESS MIKE KIT

POWERFUL 2 stage, wireless mike kit transmits over .5 mile (up to 1 Km in the open) Tunable to the upper




part of FM broadcast band. Circuit does require the ability to "tweak" RF circuits by stretching or compressing coils. With mike and 9V battery clip. Operates from 6-12V DC. 2.75" x .625" x .5" WT. .06

CAT #FM-32 **\$19.95 each**

9V DC FM TRANSMITTER KIT

POWERFUL FM transmitter. Transmits over 100 meters in building and over 500 meters outside using 25 or 5 wavelength of wire. Transmits to the



upper part of FM broadcast band (100-108MHz). Circuit requires the ability to "tweak" RF circuits. Operates on 9V DC. 1.75" x .75" x .375" WT. 05

CAT #FM-18 **\$9.95 each**

CAMCORDER VIDEO TAPES

HI-8 120 MINUTE VIDEO CASSETTE TAPES (used)

They were recorded on once and played only a few times. Made by a major brand name manufacturer. Professional series metal tapes. Includes plastic jewel box.



NOTE: Other tapes available
CAT #CCT-1 **\$3.00 each**
10 or more - **2.80 each**

EMERGENCY LIGHT

THE AMAZING EMERGENCY LIGHT!

Never ever needs batteries! This waterproof unit is powered by pumping the handle--this action moves a flywheel which activates a dynamo. The dynamo produces a DC voltage and current that powers the light. Great for the car, home and boat. Never be without a light when the power goes out due to earthquakes, floods or other disasters. Operates when completely submerged in water. The dynamo can be stripped out for experimentation.

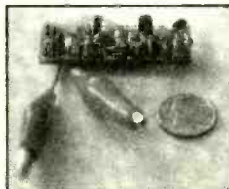


CAT # EL-1
\$9.95 each

TELEPHONE TRANSMITTER KIT

JUST LIFT THE HANDSET!


Phone line powered and activated when handset is lifted. Uses phone wires for antenna. Transmits over short distance (100ft) to the lower part of FM broadcast band (90-95MHz). Circuit does not require the ability to "tweak" RF circuits. WT. 06



CAT #FM-16
\$9.95 each

STROBE KIT

This kit allows you to vary the rate of strobe flashes 60 to 120 flashes per minute. Operating voltage is adjustable depending on how you wire the kit. It will work on 4.5, 6 and 12 VDC. Includes pc board, parts and instructions.



CAT #SLK-1 **\$7.50 each**



Electronic Components, Supplies, Parts & Kits

645 Temple Avenue #7 ▲ Long Beach ▲ CA 90814
Local Phone Number (310) 434-5641
Hours: Monday - Friday 9 a.m. to 5 p.m. (Pacific Time)

California residence must include sales tax by county: 7.25 or 7.5 or 7.75 or 8.25 or 8.5
Check, Money Order, VISA or MasterCard.
Shipping in USA > \$4.00
NO C.O.D.S. - Do not send cash.

PLEASE NOTE...We Are Not Responsible For Printing Errors. Quantities Are Limited. Prices Are Subject to Change Without Notice. Some Pictures May Vary From the Actual Item. Store Prices May Vary from Catalog Prices. Quantity Pricing is Subject to Freight Considerations

CALL TOLL FREE! 1-800-526-3717

BRIGAR electronics

7-9 ALICE STREET

Binghamton, N.Y. 13904

MAGNETIC LATCHING RELAY DPDT 24 VDC

ALLIED CONTROL #T351X-41
DUAL COIL MAGNETIC LATCHING RELAY
OPERATING COIL 600 OHMS 24VDC,
RELEASE COIL 1.6K 24VDC. CONTACTS
GOLD FLASHED RATED 2.0AMPS 28VDC.
CLEAR PLASTIC CASE WITH TERMINALS
& STUD FOR P.C. BOARD MOUNTING OR
CAN BE USED WITH SOCKET. O/A DIM:
3.4" X 15/16" X 1 3/16" H BRAND NEW!




LIST PRICE \$15.95

BRIGAR SALE PRICE \$2.50

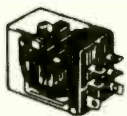
POTTER & BRUMFIELD PC BOARD RELAY

KHC17D11 24VDC 4PDT
COIL 650 OHMS, 900MW. GOLD
FLASHED CONTACTS. RATED
3AMPS @ 120VAC OR 30VDC
RESISTIVE. SIZE: 1 3/32" X 1 13/16" X 1 3/8" H
NYLON DUST COVER, PC SOLDER
TERMINALS, NO STUD MOUNTING
PRICE \$1.39 10 FOR \$12.50




GUARDIAN 1540 SERIES RELAY 120VAC 3900 OHMS 50/60HZ

**15AMP DPST. LARGE CONTROL
CAPACITY IN A SMALL PACKAGE,
RUGGED CONSTRUCTION, STURDY
POLYCARBONATE DUST ENCLOSURE
MAKE THESE RELAYS CAPABLE OF
ABSORBING PHYSICAL PUNISHMENT
ENCOUNTERED IN DEMANDING
APPLICATIONS. 1/4" QUICK CONNECT
OR SOLDER TERMINALS. 1 3/8" HIGH
3/4" WIDE X 1" DEEP. 5000 PCS. IN
STOCK. BRAND NEW FACTORY BOXED.**
..... \$2.00 EA. 10 @ \$1.75 EA.



15-AMP DPST 2 PC

AC LINE CORD POWER CORDS



Electronic Cords

**6 FT. BLACK POWER CORD
3 COND 18AWG-TYPE SVT
.250" O.D. UL-CSA APPROVED
QUALITY MOLDED PLUG
BRIGAR PRICE \$1.45 EA.**

MOLDED VINYL GROUNDING PLUG



**4 FT. GREY 3COND 14AWG
TYPE SJT-CSA APPROVED.
(Cond. colors: Wht-Blk-Green)
Standard 3 prong molded plug
to strip untinned end. .375 O.D.**

\$1.25 ea.

FREE CATALOG

TO ORDER:

PHONE: (607) 723-3111

MONDAY - FRIDAY 7:30 AM TO 4:30 PM

SATURDAY 7:30AM TO 12:00 NOON



Visa, Mastercard,

FAX: (607) 723-5202

24 HOURS A DAY 7 DAYS A WEEK

Electronic Cords



- Voltage Rating 300V (UL)
- Amperage Rating 7 Amps

18 FEET LONG

**AC LINE CORD
2 COND 18AWG**

1 TO 99 .50 ea.

100 TO 1000 .40 ea.



CIRCUIT BREAKERS

MECHANICAL PRODUCT

PART# 1600-001-100

10 AMP 250VAC/50VDC

PRICE 1- 99 PCS \$1.00

100 PCS. FOR \$70.00



HEWLETT PACKARD

GREEN RECTANGULAR LED

PART# HLMP-S500 DIFFUSED

SIZE: 5MM X 2MM 200,000 PCS. IN STOCK

SALE PRICE 100 @ .10EA. 1000 @ .05 EA.

ULTRASONIC LIGHT SWITCH

MFG: LITRONIC

Ultrasonic motion detector (Automatic wall Switch) for use Indoors. Operates from 120Vac power and mounts in place of existing wall switch. 800 Watt Max. load. Great for home Alarm System or controlling Lights & Small Appliances.

Adjustable Time & Sensitivity. LED trip Indicator & ON-Off switch. Color: White
Size: 5"sq. x 1 3/8" Thick. Schematic & Documentation Included. Brand New!

Original Cost \$99.95 - **BRIGAR SPECIAL**

1 - 5 PCS. \$12.95 EA.

6 - 10 PCS. \$10.95 EA.

11 - 25 PCS. \$ 9.95 EA.

26 - 100 PCS. \$ 8.95 EA.

LOW, LOW PRICES
PHONE

607-723-3111

AUTOMATIC LIGHT SWITCH



PRICES SLASHED!!

OFF/AUTO SWITCH: turns lights off manually when necessary,
or leaves lights in automatic control mode

ENERGY SAVINGS FROM 30 TO 60% SINCE LIGHTING
WILL NO LONGER REMAIN ON ONCE ROOM IS VACANT



GENERAL INSTRUMENT

Miniature Lamps

CM385 LAMPS

28 VOLT .04 AMPS

T 1 3/4" same as

327 Lamp only

HAS TWICE THE

Life hours. 40¢ EA.

100 PCS. Only 30¢ EA.



MEPCO CG CAPACITOR

2400 MFD - 50VDC

#3186BA242

SIZE 1 3/8" X 2 1/8"

PRICE \$1.25 EA.



COMPUTER GRADE CAPACITORS

MEPCO #3186EH292T200AHA2

2900 UF - 200 VDC

SIZE: 2" DIA. X 6" HIGH


\$3.00 ea. 4 @ \$2.50 ea.



CONTROL PANEL

KEYBOARD

Keyboard with 6 LEDs and ribbon cable. Make false alarms as this is the same unit found on the front door control panels for many professional home alarms. Size: 4 9/16" sq.



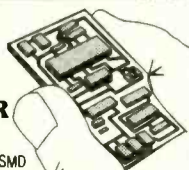
G2904

\$3.80

SALE!
NOW ONLY \$2.75!

BASIC SMD LEARN TO SOLDER KIT

Contains 1 small SMD single sided circuit board which is etched (ready for component mounting), and over 50 various SMD components: ICs, resistors, capacitors. There is one unit to mount all the parts, but we give you extra ones in case you ruin them. The circuit is totally nonfunctional, but it is a tremendous way to introduce yourself to this exciting new technology which industry all over the world is adopting. Size of board about 1 1/2" x 3/4".



G3113 \$3.00

HUMAN VOICE AND VARIOUS SOUND MODULES

Small electronic modules that have 2 pushbuttons that produce human voices and various sounds. You need only to provide a speaker and 4.5VDC (3AA batteries connected in series work fine). Size of the modules about 4" x 2 1/4". Only 4 wires to connect (2 for power and 2 for the speaker). We have 4 different modules.

Stock#	Voice Button	Sound Button
G6664	"Emergency 911"	Ambulance Siren Sound
G6665	"Unload"	Idling Dump Truck Sound
G6666	"Fire! Let's Go!"/Siren	Idling Fire Truck Sound
G6667	"Load em up!"	Race Car Revving Up Sound

YOUR CHOICE \$1.25 ea.
100/\$100.00

UHF WIRELESS REMOTE

These compact remote controls were designed to choose satellite type and satellite number remotely, but they are also a great experimenters item! These are complete miniature UHF tone transmitters and contain a 4069 IC, 2 transistor circuit with a ferrite slug tuned coil. Also contains 2 pushbutton switches, trimmers, diodes, capacitors and resistors. Size of circuit board: 1 3/16" x 2 1/4". Features an attractive black plastic case. Size: 4 7/8" x 1 1/2" x 15/16". Has a Panasonic 9V battery installed inside, however the battery has gone dead from storage (simply remove 1 screw to access the battery and circuit board). **NOTE: Wording on outside case may vary from picture shown.**

G2962

39¢

10/\$3.00 • 1000/\$250.00

PIR (PASSIVE INFRARED) PEOPLE DETECTING ALARM

Brand new pocket-sized PIR alarm is perfect to take with you on vacations. Protect your hotel room, car, campsite, vacation home, etc. The unit is called the Travel Alert by Snap!®. It detects people using a sensitive PIR detector, and sounds a loud electronic alarm when they intrude into its field of view. Compact unit is only 4" x 3" x 1 1/4". Operates on one 9V battery (not included).

G6954

\$9.95

9V Alkaline Battery (Stock# G6955): \$1.79

SECRET ALERT ALARM

Hide this attractive small size alarm in briefcases, medicine chests, drawers, cabinets, etc. and it will silently "stand guard". As soon as someone opens the briefcase drawer, cabinet, etc. it will start sounding a loud beeping sound. Operates on one 9V battery (not included) and uses a light sensitive IC circuit with built-in arming delay. The arming delay allows you 5 seconds to put the unit in a dark place after you arm it. Then, as soon as light strikes it (from someone opening the cabinet door etc.) the alarm sounds until it's once again in the dark. Great for warning you of intrusions into areas that children and intruders should stay out of. These have a Velcro® peel and stick piece on the back of each unit, that allows you to securely hold the unit to the back of a cabinet. Although these alarms are new, they were manufactured several years ago and the adhesive on the double stick velcro surface has dried out on the G6948 units which means on those units you'll have to use glue on the adhesive sides of the velcro if you wish to mount them (mounting is totally optional). The G6949 do not have this problem. Both types are electrically perfect it's only the velcro adhesive problem. Red plastic case is approximately 3" x 2 1/2" x 7/8".

G6948 (Bad Adhesive) \$2.00

G6949 (Good Adhesive) \$2.49

LM2575T-12 P+ REGULATOR IC

Switching regulator type LM2575T-12 P+ for 12V applications. These are prime new marked units but their leads are slightly shorter than normal length so we are selling them cheap. Made by National. V_{in} 14V-40V, V_{out} 12V, I_{out} 1 amp. Application "buck".

G6953 3/\$1.25 • 100/\$39.00

DC TO DC CONVERTER

Super efficient tiny DC to DC converter converts lower voltage DC to a higher voltage DC (see table below). These are brand new made by TDK and are only 1 3/8" L x 7/8" W x 3/8" T. Very efficient and latest technology using SMD and standard technology. Power a 9V transistor radio from 1 AA battery. Charge several AA batteries from one solar cell, power a 9V project using 1 or 2 AA cells, etc. Has only 4 leads (+in and ±out). With hookup diagram.

POWER TABLE		
Voltage in DC	Voltage Out DC	Current Out
0.5VDC (solar)	3V	1mA
1.5VDC	9V	15mA
3VDC	9V	40mA

G6344

\$3.98

NOTE: All sale prices advertised are valid only through the month of the cover date.

**For Phone Orders Call (602) 451-7454
or Fax Your Orders to (602) 451-9495**

ELECTRONIC GOLDMINE

Minimum Order: \$10.00 (plus \$4.00 Shipping and Handling). We accept MasterCard, Visa and personal checks, however, we cannot accept personal checks on orders outside the United States. Canadians and orders that need US MAIL send minimum \$5.00 S&H.

ELECTRONIC GOLDMINE
PO Box 5408
Scottsdale, AZ 85261

PHONE ORDERS (602) 451-7454

IF YOU CAN'T FIND WHAT YOU ARE LOOKING FOR, CALL FOR A FREE COPY OF OUR LATEST CATALOG. THIS CATALOG CONTAINS OUR ENTIRE PRODUCT LINE OF ALMOST 4,000 ITEMS AND IT IS STILL GROWING!

DIGITAL PLANET DIGITAL DP-91 TUNER

These are complete infrared controlled FM digital tuners. They were made to decode digital CO music that was transmitted from satellites to your local cable company. We were told that the satellites these were set up for are no longer transmitting - we don't know. We do know that the main unit consists of a sophisticated tuner circuit and readout circuit that displays any channel number 00 to 25 when you press the buttons on the remote control. After a while the display shows EE indicating the cable TV signal is not present. Inside the 9 3/4" x 6 5/8" x 2 3/8" main unit are various ICs, readouts, a custom microprocessor IC, tuner module, power transformers, resistors, caps, diodes, etc. Use this for experimenting with digital tuners, IR remote control, etc. We have absolutely no info except the instructions of operation that came with the units. You get the complete DP-91 digital stereo tuner and 1 infrared remote control which uses 2 AA batteries (not included). These look new but probably were taken out of service when the satellite programming ended. Looks like a great hobbyist item but to take apart the main unit you will need to use a torx type screwdriver. Hurry, limited quantity.

G6506

NOW ONLY

\$15.95

\$12.95!

FLUORESCENT LIGHT STRIP

Very useful fluorescent light strip features 4 watt replaceable light bulb and 3 handy power outlets. Add light to any counter, shelf or workbench and have power outlets also. Rated 13 amps 125VAC for outlets. Has on/off switch and 3 ft. long SPT-3 power cord. Brand new - made by Leviton.

G6951

\$9.95

SUPER SENSITIVE SOUND ACTIVATED 2 CHANNEL COLOR ORGAN

This ultra sensitive 2 channel color organ produces brilliant flashes of light (from any incandescent lamp of your choice - up to 200W) in response to music or other sounds. It is fully assembled (except for line cord and outlets) and features 2 response controls, on/off switch, sensitive FET microphone (no hookup to stereo needed) and 3 transistor, 2 SCR circuitry. Operates from standard 120VAC and requires that you solder your line cord and 2 outlets (for lamps) to the board. We strongly recommend that you install the color organ in an insulated case for safety reasons as it operates from an AC line. Great for DJ's as there is no connection to the sound source. Size of board: 3 3/4" x 4 1/4". Color organ board only - you supply lamps, line cord, knobs, case and outlets.

G3319

\$4.95

EXTRA STRONG MUELLER PEEWEE CLIP

This alligator has jaws that really grip. Made by Mueller part # 45. This clip features screw terminal for wire, and heavy duty spring to provide a secure electrical/mechanical grip. Rated 10amps - plated steel finish. Size about 1 1/2" L x 1/4" W. Brand new in sealed foil pouch made for the government.

G6952

39¢ ea.

10/\$3.00

LARGE "STICK-ON" CLOCK

This large "stick-on" clock features easy to read 3/4" tall digits - not like the small round clocks. Displays time, date and seconds. Overall size: 2 1/4" L x 1 1/4" T x 3/8" W. Great for placing on dashboards, phones, computers, etc. Has "Peel-N-Stick" mount on back. These are new in a box with instructions, however the battery has gone dead from storage. Uses 1 type 186 watch battery. Easy to replace, just unscrew battery cover. Buy a new battery and you'll have a nice timepiece.

G6950

\$1.89

SUPER LED ASSORTMENT

YOU GET LEDS IN THESE COLORS:
• RED
• ORANGE
• YELLOW
• GREEN
YOU EVEN GET A RARE • BLUE!

Assortment of all types, colors, sizes and shapes of prime quality LEDs. This large assortment even contains a clear LED that lights up blue! Our largest and most spectacular assortment contains 250 pieces.

G6554

\$10.00

RADIOSONDE

Very late model Radiosonde made for all types of weather data. These were to be sent aloft attached to a weather balloon (not included). Each is about 10 1/2" L x 8" W x 3 3/8" D. Inside the removable cardboard sleeve is a styrofoam chamber housing a sophisticated 8 IC circuit board which has sensors attached to measure atmospheric pressure, temperature and humidity. As it gathers, it transmits the data at about 1.677 GHz. These are prime, brand new units that were awaiting shipment from the manufacturer (Space Data Corporation) to the government when the contract was cancelled. These are complete except for battery (see G6850 below). We connected two 9V batteries in series and the unit worked perfectly from them. Each Radiosonde has a complete calibration data sheet. They were made in Feb. of 92. Sorry no schematic available. The main board contains the following ICs: 7555, CD40451, CD4520, LM324, 4151, TLC271 (2 pcs) and a 78M15C voltage regulator. It also has the precision T05 case pressure sensor, hygriistor sensor holder (humidity) sensor plate in a sealed container ready to insert into the holder, thermistor for temperature measurements and nose cone transmitter antenna assembly. Hurry, get your Radiosonde today!

G5058

\$6.95

WATER ACTIVATED BATTERY IN A CAN

Made for radiosondes (above) these batteries are about 2 1/2" T x 2" W x 1 1/2" D. They were made in 1982 but they have not been activated until you cut open the can, remove them and immerse in water for 2 minutes. Great for emergencies, camping, etc. We activated one as a test: We connected a 250Ω load resistor to the battery and powered the load for 10 hours. Terminal voltage was 20VDC and current flow was 80ma. These do need ventilation as they discharge and should be used outside only. Comes in sealed factory cans. Very unique item!

G6850

\$2.00

10/\$15.00 • 100/\$100.00

AMAZING Electronic and Scientific Products

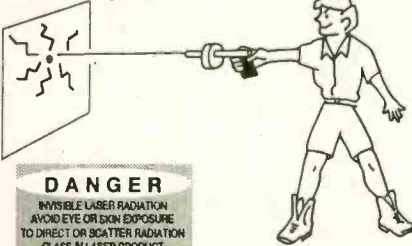
Mystery Levitating Device!



Remember War of the World? Objects float in air and move to the touch. Defies gravity, amazing gift, conversation piece, magic trick or great science project.

ANT1K Easy to Assemble Kit / Plans \$19.50

Laser Ray Gun



DANGER

INVISIBLE LASER RADIATION
AVOID EYE OR SKIN EXPOSURE
TO DIRECT OR SCATTER RADIATION
CLASS IV LASER PRODUCT

Advanced project produces a burst of light energy capable of burning holes in most materials. Hand-held device uses rechargeable batteries. 500 joules of flash energy excite either a neodymium glass, yag or other suitable 3" laser rod. This is a dangerous CLASS IV project (individual parts/assemblies available). LAGUN1 Plans \$20.00
LAGUN1K Kit / Plans Price on Request

Extended Play



Telephone Recording System

READY TO USE! Automatically controls and records on our X-4 extended play recorder, taping both sides of a telephone conversation. Intended for order entry verification. Check your local laws as some states may require an alerting beeper. TAP20X Ready to Use System \$129.50



Shocker Force Field/ Vehicle Electrifier

Neat little device allows you to make hand and shock balls, shock wands and electrify objects, charge capacitors. Great payback for those wise guys who have wronged you!

SHK1KM Easy to Assemble Electronic Kit \$24.50



Electric Charge Gun

All New Technology!



Stuns/immobilizes attackers up to 15 feet away!
*Legal in most state (not in NY, NJ, MA, WI) • More knock-down power than most handguns • No permanent injury • ID coded • Free 80KV stun gun with every purchase.

ECG1 Data Packet, Creditable toward purchase \$10.00

ECG10 Charge Gun, Ready to Use, w/Free 80KV Gun \$249.50

Homing / Tracking Transmitter

Beeper device, 3 mile range.
HOD1 Plans \$10.00 HOD1K Kit / Plans \$49.50

Listen Through Walls, Floors

Highly sensitive stethoscope mike.
STETH1 Plans \$8.00 STETH1K Kit/Plans \$44.50

Infinity Transmitter ++



Telephone Line Grabber/ Room Monitor / Controller

All New - The Ultimate in Home/Office Security & Safety!

Simple to use! Call your home or office, push a secret tone on your telephone keypad to access: • On premises sounds and voices • Ongoing phone conversation w/break-in capability • Up to 10 external electrical functions, lights, TV, alarms, coffee pots, heater, etc. CAUTION! Check legality with your state's attorney general's office before use for monitoring of voices.

TELECOM2 Kit, includes PC Board \$149.50

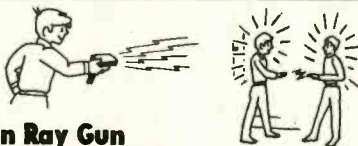
TELECOM2 Ready to Use \$199.50

Visible Beam Laser

Easy to build, RED Beam, visible for miles. Use for light shows, window bounce holography, cloud illumination and much more! LAS1KM Kit w/1mw Laser Tube, Class II \$69.50
LAS3KM Kit w/2.5mw Laser Tube, Class IIIA \$99.50

Life is Precious - Protect It!

Hard hitting 200,000 volts of cracking, sizzling plasma. Stuns and immobilizes most attackers
STUN40 Ready to Use \$69.50
STUN10 Smaller Unit \$39.50



Ion Ray Gun

Projects charged ions that induce shocks in people and objects without any connection! Great science project as well as a high tech party prank. IOG3 Plans \$8.00
IOG3K Kit/Plans \$69.50

Invisible Pain Field Generator

Shirt pocket size electronic device produces time variant complex shock waves of intense directional acoustic energy, capable of warding off aggressive animals, etc.
IPG7 Plans \$8.00 IPG7K Kit/Plans \$49.50
IPG70 Assembled \$74.50



1000 Ft++ Potato Cannon

NOT A TOY. Uses electronic or piezo ignition. CAUTION REQUIRED!
POT1 Plans \$10.00
(Dangerous Product).....

FireBall Gun

Shoots flaming ball - two shot capacity
Great for special effects and remote fire starting. CAUTION REQUIRED!
FIREBALL Plans (Dangerous Product).....\$10.00



TV & FM Joker / Jammer

Shirt pocket device allows you to totally control and remotely disrupt TV or radio reception. Great gag to play on family or friends. Discretion required.

EJK1KM Easy to Assemble Electronic Kit \$24.50



ATTENTION: High Voltage Fans!

4,000 volts in the palm of your hand! Experiment with anti-gravity, hovercraft, ion guns, force fields, plasma guns, shock devices, wireless energy and electrical pyrotechnics. Input: 9-14VDC.

MINIMAX4 Ready to Use \$19.50

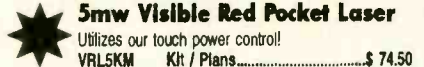


"Laser Bounce" Listener System

NEW - Latest Technology! Allows you to hear sounds from a premises without gaining access. Aim at room window and listen to sounds from within via reflected laser light. Not for illegal use. Requires video tripod.


LWB3K 5mw Laser and Receiver Kit \$149.50

LWB30 Ready to Use, includes Laser Gun Sight \$199.50



5mw Visible Red Pocket Laser

Utilizes our touch power control!
VRL5KM Kit / Plans \$74.50



Electronic Hypnotism

Puts subjects under control using highly effective electronic stimuli. Intended for parties and entertainment but must be used with caution. Includes valuable text book reference and plans.

EH2 Plans and Text Book \$19.50

Automotive NEON!



Easy-to-Install
4-Tube Kit

for Cars, Trucks, Vans!
Available in Pink, Purple, Blue or Green
- please specify color when ordering.
RG4K (Specify Color) \$129.50

Flash-To-Music Option for above
kit FMU1 \$29.50



License Frame Kit
(Specify Color)
LIC1K \$24.50

3 MI FM Wireless Microphone

Subminiature! Crystal clear, ultra sensitive pickup transmits voices and sounds to FM radio. Excellent for security, monitoring of children or invalids. Become the neighborhood disk jockey!
FMV1 Plans \$7.00 FMV1K Kit and Plans \$39.50

Telephone Transmitter - 3 Mi

Automatically transmits both sides of a telephone conversation to an FM radio. • Tunable Frequency • Undetectable on Phone • Easy to Build and Use • Up to 3 Mile Range • Only transmits during phone use. VWPM7 Plans \$7.00
VWPM7K Kit/Plans \$39.50

CATALOG
With many
more items!
Free with Order
or send \$1 P&H

Order by Mail
or by 24 Hour
Orders-Only Phone
800-221-1705

Dept ENS18, Box 716, Amherst, NH 03031
Phone: 603-673-4730 FAX 603-672-5406

MC, VISA, COD, Checks accepted Please add \$5.00 Shipping & Handling

INFORMATION UNLIMITED

Who says we have the two best PC diagnostic tools on the market? Just about everyone...

fast & accurate diagnostics from

**MICRO
2000**

THE UNIVERSAL DIAGNOSTICS TOOLKIT

Featuring these 2 award-winning diagnostic tools:

Micro-Scope 6.0 & **Post-Probe**
UNIVERSAL DIAGNOSTIC SOFTWARE



gets a telephone walkthrough during which an experienced technician shows you the features of the product. My technician was quite knowledgeable and helpful."

—Drew Heywood/Inside NetWare 3.12, 4th Edition

"MICRO-SCOPE has helped me and my company save over 20 hard drives through its low level format procedures. I am very happy and impressed with this software. I think MICRO-SCOPE is worth it, no matter the cost."

—Andy Tran, Technician

"Not only did MICRO-SCOPE successfully low-level format an IDE drive that was purposely damaged, but of four drives reporting 'controller error' and thought to be defective, MICRO-SCOPE managed to reformat three of them and restore them to full capacity. The only reason it failed on the fourth is because the drive will not spin up at all. If you ever have trouble convincing anyone of what MICRO-SCOPE will do, y'all just have them give us a call." —Russell Holliman/Software City

Don't take our word for it—read what users and reviewers have to say about the two best PC diagnostic tools on the market:

"Micro 2000's MICRO-SCOPE and POST-PROBE are available separately and in a small kit (the Toolkit) containing diagnostic software and a diagnostic board. If your system fails to boot, this will tell you why, if anything will. If it boots but behaves oddly, this gives you a fighting chance of finding out if it's a hardware error. You name it, this tests it. If you maintain PCs, you'll love it. It gets a User's Choice Award.

—Jerry Pournelle/BYTE Magazine User' Choice Award/May 1994

"[POST-PROBE] is the only card that will function in every system on the market. The documentation is extensive, and not only covers the expected POST Codes for different BIOS versions, but also includes a detailed reference to the bus signals monitored by the card."

—Scott Mueller, from "Upgrading & Repairing PCs," Second Edition

"[The Universal Diagnostics Toolkit] provides the most sophisticated diagnosis and repair of any PC. Ideal for technicians and support staff—in fact anyone who maintains or repairs PCs must have it. This product is a technician's (or serious enthusiast's) dream tool kit."

—SA Computer Buyer/March 1995

"...If you're responsible for technical support of hardware, there's no other tool I'd recommend sooner than MICRO-SCOPE. The product's power, coupled with excellent, prompt and knowledgeable technical support, makes it a sure winner."

—David Welcher/Data Based Advisor Magazine/January 1994

"All in all, we found this hardware/software combination in Micro 2000's UNIVERSAL DIAGNOSTICS system to be superb. It is extremely useful and a definite *must have* for anyone responsible for maintaining computers." —PC Upgrade Magazine/Volume 3, No. 3

"My favorite diagnostic program is MICRO-SCOPE from Micro 2000, Inc. It will test everything you can think of, and a few things that would never occur to you. The list of features is quite long. Every purchaser

- ◆ Low-Level Formats all PC Drives, even IDEs!
- ◆ Works with Windows, Windows NT and Windows '95, OS2, Unix, Xenix and Novell
- ◆ Fast & Accurate Diagnostics—Professional Level
- ◆ Great Tech Support

**Call Now for Special Pricing:
1-800-864-8008**



1100 East Broadway, Suite 301, Glendale, California
Phone 818/547-0125 • Fax 818/547-0397 • Web Page: <http://www.micro2000.com>
International orders call: Micro 2000 Australia: 61-42-574144
or Micro 2000 Europe (UK): +44-462-483-483



BLOWOUT!

TIMELINE INC.

BLOWOUT!

OVER 9 YEARS AND 24,000 CUSTOMERS AND STILL GROWING

BareBones 486 System \$99.00

CPU not supplied. (Will support Intel or AMD cpu)

Includes slimline desktop case, (85 watt) power supply, all-in-one 486 motherboard. Motherboard designed for 486 SX or DX or DX2 at 25 or 33 Mhz. Tested at 40 Mhz. On board Super VGA, (Trident chip, Windows drivers supplied) upgradable to 512k or 1 MEG. 1 floppy controller, 2 serial ports (COM 1,2,3,4 disable), 1 parallel port (LPT 1,2 disable), on board enable. Case has room for one 5 1/4" floppy or CD ROM, one 3 1/2" floppy and one hard drive. Three 16-bit ISA slots and two 8-bit ISA slots. External cache size is 0.32, 128K. OK supports 3-pin SIMM (2 slots), up to 32 MEG RAM. Phoenix Bios. Overall case dimensions: 15.3"W x 4.4"H x 15"D

SOLD OUT

LIQUID CRYSTAL DISPLAYS

160 x 128 dot LCD with built-in controller (T6963C)

20 character x 16 line \$79.00 or 2 for \$149.00

Mfr.: Toshiba TLX-1013-EO. Unit is EL back-lit. Dim: 5 1/8" L x 4 1/8" H. The built-in controller allows you to do text and graphics

Alphanumeric—parallel interface

16x1..... 3 for \$25.00	32x4.....\$15.00	16x4.....\$15.00
20x2.....\$12.00	40x4.....\$25.00	24x2.....\$12.00
20x4.....\$25.00	16x2.....\$8.00	40x2..... 2 for \$25.00
		4x2.....\$5.00

5V power required • Built-in C-MOS LCD driver & controller • Easy "Microprocessor" interface • 98 ASCII character generator • Certain modules are backlit, call for more info.

Graphics and alphanumeric—serial interface

size	mfr.	price	size	mfr.	price
640x480	Epson	\$50.00	480x128	Hitachi	\$15.00
640x400 (backlit)	Panasonic	\$35.00	256x128	Epson	\$20.00
640x200	Toshiba	\$19.00	240x128 (backlit)	Optrex	\$20.00
			160x128	Optrex	\$15.00

LASER PRODUCTS

HeNe Laser Head (10mW max. output) TEM00. 15.5" long MFG:NEC \$99.⁰⁰
Laser Power Supply (for HeNe tube) \$100.⁰⁰

LASER SCANNER ASSEMBLY \$29.⁰⁰
Assembly intended for a laser printer. Includes laser diode, polygon motor (6 sided) and misc. optics and lenses.

LASER DIODE (5mW) with collimator \$20.⁰⁰

LASER DIODE: Sharp part#: LT022MC
5mW of 780 nm. single transverse mode \$10.⁰⁰

NETWORK

IRMA BOARD 8 bit \$99.⁰⁰

Links 3270 mainframe systems to IBM PC

Proton ProNet-4 Model p1347 Token Ring Board \$79.⁰⁰

16 bit • 4 Mbps • IEEE 802.2 and 802.5 compatible • twisted pair • interoperable with IBM Token Ring network

POS & BAR CODE

MAGNETIC CARD READER \$25.⁰⁰

Includes: • 20 character dot matrix display with full alpha-numeric capability • keypad with full alpha-numeric entry • separate 7.5 VDC/0.5 Amp power supply • standard telephone interface extension cord • lithium battery and flat-cone speaker.

HP bar code wand (HBCS 2300).....\$35.00

POWER SUPPLYS

73 WATT SWITCHING \$15.00 or 2 @ \$25.00, (2) 4 pin power connectors attached • 115/230 Volt, Dim: 8.5" L x 4.5" W x 2" H • Output: +5V @ 2-9.75 A, +12V @ 0-1.5 A, -5V @ 0-0.4 A, -12V @ 0-0.5 A

68 WATT SWITCHING \$12.00 or 2 for \$20.00, 115/230 Volt, Dim: 5.5" L x 3.2" W x 1.7" H • Output: 5V @ 4 A, 12V @ 4A

MISCELLANEOUS

ADAPTEC 4070A (RLL) OR 4000A (MFM) SCSI Controller, your choice \$40.⁰⁰

IBM 370 option XT and AT emulation boards \$50.00

23605 TELO Ave, Torrance, CA 90505

Order desk only: USA: (800) 872-8878 CA: (800) 223-9977
L.A. & Technical Info: (310) 784-5488 Fax: (310) 784-7590

OEM INQUIRIES WELCOME

Minimum Order: \$20.00. Minimum shipping and handling charge \$5.00. We accept cashiers checks, MC or VISA. No personal checks or COD's. CA residents add 8.25% sales tax. We are not responsible for typographical errors. All merchandise subject to prior sale. Phone orders welcome. Foreign orders require special handling. Prices subject to change without notice. 20% restocking fee for returned orders.

MONITORS

Non-Enclosed TTL

Comes with pinout. 12V at 1.4 Amp input • Horizontal frequency 15Khz. • Ability to do 40 and 80 column.

5 inch Amber	\$35.00
7 inch Amber	\$39.00
9 inch Amber or Green	\$29.95

5" COLOR MONITOR \$49.⁰⁰

- Flat Faceplate • 320 x 200 Dot Resolution • CGA & Hercules Compatible
- 12 VDC Operation • 15.75 KHz Horiz. Freq. • 60 Hz Vert. Sync. Freq.
- Open Frame Construction • Standard Interface Connector
- Degaussing Coil Included • Mfg.: Samtron



2 for \$89.⁰⁰

CHARGE COUPLED DEVICES

MATRIX TYPE



"The Spy In The Sky" \$29.⁰⁰

Sony CCD Imager - designed for black and white composite video cameras. Picture elements: 384 (H) x 491 (V)

Chip size 10.7 (H) x 9.3 (V) mm² • Unit cell size 23.0 (H) x 13.4 (V) um² • Ceramic 24 pin DIP package. • Mfr: Sony, Part# 016AL

4096 element CCD \$29.00

LINEAR TYPE

2048 element CCD \$15.00 • 1728 element CCD \$15.00

HACKER CORNER

CELL SITE TRANSCEIVER \$99.00

These transceivers were designed for operation in an AMPS (Advanced Mobile Phone Service) cell site. The 20 MHz bandwidth of the transceiver allows it to operate on all 666 channels allocated. The transmit channels are 870.030-889.980 MHz with the receive channels 45 MHz below those frequencies. A digital synthesizer is utilized to generate the selected frequency. Each unit contains two independent receivers to demodulate voice and data with a Receive Signal Strength Indicator (RSSI) circuit to select the one with the best signal strength. The transmitter provides a 1.5 watt modulated signal to drive an external power amplifier. Channel selection is accomplished with a 10 bit binary input via a connector on the back panel. Other interface requirements for operation are 26 VDC (unregulated) and an 18.990 MHz reference frequency for the digital synthesizer. The units contain independent boards for receivers, exciter, synthesizer, tunable front end, and interface assembly (which includes power supplies and voltage-controlled oscillator). Service manual, schematics and circuit descriptions are available.

Encased Black & White Composite CCD Camera with Adapter

IR viewing to 1000 nm 1.7 W x 2.6 H x 4.5 L

Comes complete with CCD camera, mounting nut on bottom of casing.


12VDC power supply. Excellent low light capability, standard RCA NTSC video out.

Great for: entryway security/remote monitoring, video conferencing/desktop video conferencing **\$89.00**
2 for \$159.00

This miniature camera is perfect for multimedia computer applications as well as security and surveillance. NTSC output allows use with all popular video digitizing boards for Apple Macintosh and Microsoft video for Windows. Connects directly to any composite monitor or VCR with "video" input. Its razor-sharp wide-angle lens focuses from two inches to infinity and its state-of-the-art CCD technology accurately captures 16 level grayscale images for Quick Time movies and still pictures. Records at 30 frames per second and 260 lines resolution with excellent low light capability. Uses 12 VDC (adapter supplied) and standard RCA cable.

Portable Micro Terminal

Flip up LCD display (9-16 VDC) • Can communicate with any computer having RS 232 port • Can communicate with another Microterminal • Use by itself as electronic notebook • Onboard microprocessor, data RAM (32K) and Video RAM (64K) • Complex built in diagnostics and set up capabilities. • Original intention for POS applications. • display size 40x16 (256 x 128 pixels.) Dimensions: 6.3" W, 11"L, 2"H. (With LCD up height is 7.1")



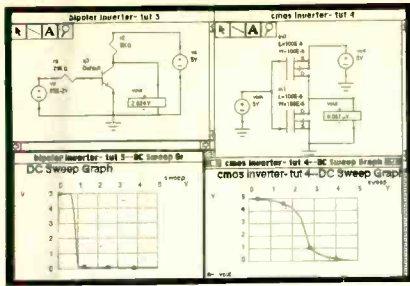
\$99.⁰⁰
or 2 for \$149.⁰⁰

BAREBONES 286-12 COMPUTER \$49.00 (2 FOR \$79.00)

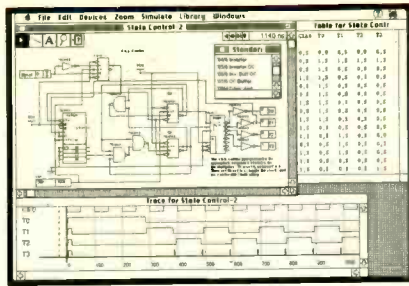
Slim line desk top case, 100 watt supply, math co-processor support. On board IDE, • Floppy controllers, 2 COM ports and 1 parallel port with software setup. Supports up to 8 Megs using standard 30 PIN SIMMS. Internal room for (1) 3 1/2 inch IDE hard drive and (2) 3 1/2 inch floppies. Four 16 BIT ISA slots, accepts full length AT size cards. Keyboard can be set to no test at boot. Case size is 15.5" W x 16" D x 4" H.

(Motherboard can be purchased separately: \$29.00 or 2 for \$49.00)

B² SPICE



B² LOGIC



for windows™ and macintosh™

B² SPICE v.1.1 \$149

- Simulation: Transient, DC Operating Point, DC sweep, and AC sweep
- Library: MOSFETs, BJTs, JFETs, op amps, & many more
- Circuit analysis based on Berkeley SPICE
- Device & Model Property Editing
- Flexible Visualization of Results: customized graphs and tables

B² LOGIC v.3.0 \$199

- EDIF File Format Output
- Enhanced PLD Simulation Capture
- Subcircuit Probing
- Over 100 components available

ELECTRONIC DESIGN PACKAGE \$269

- Includes B² SPICE and B² LOGIC

- Demo Disks Available
- University & Student Prices Available
- Site Licenses Available
- Dealer Inquiries Welcome
- Visa/Master Card Accepted

Why Design Circuits the Hard Way?

B² SPICE v.1.1 and **B² LOGIC v.3.0** are the most powerful and affordable integrated analog and digital circuit design, simulation, and analysis packages available. B² SPICE and B² LOGIC neatly integrate the schematic editor, simulator, and graphics post processor. They are fully integrated and interactive and are extremely easy to use for **Windows™**, **Macintosh™**, and **Power Mac™**. Both B² SPICE and B² LOGIC are currently in use at over 100 major universities and many leading Fortune 500 companies such as The University of Michigan, Stanford, AT&T, General Electric, and Hewlett Packard, to mention a few!




Beige Bag Software
1756 Plymouth Road, Suite 307
Ann Arbor, MI 48105

Phone 313.332.0487
Fax 313.332.0392
E-Mail info@beigebag.com

CIRCLE 286 ON FREE INFORMATION CARD

MEMBRANE SWITCH KITS!

These highly durable water resistant flat-panel keypads can be assembled in minutes with **YOUR** legend! Available in 4, 12, 16, 24 & 40 Key models. Steel "clickdomes" optional. Connector and bezel included.


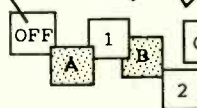


4 key DSK-4 \$8.75

MANY LAYOUTS AVAILABLE
INDUSTRIAL GRADE !

12 key DSK-12
\$12.75

MAKE YOUR OWN LEGEND!



Call for free brochure:

Sil-Walker 880 Calle Plano, Unit N
Camarillo, CA 93012
(805) 389-8100 FAX (805) 484-3311

VISA / MASTERCARD

CIRCLE 316 ON FREE INFORMATION CARD

www.americanradiohistory.com

WESTERN TEST SYSTEMS

Quality • Service • Selection

Phone: 1-303-438-9662

530 Compton St., Unit #C

Fax: 1-303-438-9685

Broomfield, CO 80020

OSCILLOSCOPES & ACCESSORIES

TEK 5B10N 2 MHz Time Base, for 5100 series	\$100.00
TEK 7603 100 MHz 3-slot frame	\$250.00
TEK 7A13 100 MHz Differential Comparator	\$450.00
TEK 7B53A 100 MHz Dual Time Base	\$200.00
TEK R7603 Rackmount 100 MHz O'scope frame	\$200.00
TEK SC502 15 MHz Dual Trace O'scope, TM500	\$375.00
TEK 7904 500 MHz 4-slot frame	\$500.00
TEK 7904 System w/7A24, 7A26, 7B80, 7B85	\$1,200.00
TEK 7A24 400 MHz Dual Trace Amplifier	\$450.00
TEK 7A26 200 MHz Dual Trace Amplifier	\$250.00
TEK 7A29 1 GHz Single Channel Amplifier	\$850.00
TEK 7B10 1 GHz Time Base	\$500.00
TEK 7B15 1 GHz Delaying Time Base	\$600.00
TEK 7B80 400 MHz Delayed Time Base	\$200.00
TEK 7B85 400 MHz Delta Delaying Time Base	\$250.00
TEK 7B87 400 MHz Time Base, pretrigger clk	\$250.00
TEK R7704 Rackmount 175 MHz O'scope frame	\$250.00
TEK 7S14 1 GHz Dual Channel Sampling Unit	\$700.00
TEK P6046 100 MHz 1X/10X Diff. Probe	\$750.00
TEK P6201 900 MHz 1x/10x/100x FET Probe	\$400.00

WAVEFORM & GENERATORS

HP 3310A 5 MHz Function Generator	\$325.00
TEK DD501 Digital Delay Generator	\$375.00
TEK FG502 11 MHz Function Generator	\$325.00
WAVETEK 135 2 MHz Lin/Log Sweep/Function Gen	\$275.00
HP 214B 10 MHz Pulse Gen., 50V / 50 ohms	\$2,250.00
HP 8080A 1 GHz Dual Channel Pulse Gen.	\$1,400.00
HP 8082A 250 MHz Pulse Generator	\$1,400.00
TEK PG502 250 MHz Pulse Generator, Tr<1ns	\$700.00
HP 8165A Prog. Signal Source, 1 mHz-50 MHz	\$2,600.00
TEK AWG5105 Arbitrary Waveform Generator	\$3,000.00
TEK PFG5505 Prog. 12 MHz Pulse/Function Gen.	\$1,275.00

VOLTAGE & CURRENT

HOLT 11 AC Thermal Converter Set	\$4,500.00
SOLARTRON 7150 5-1/2/16-1/2 digit DMM, GPIB	\$550.00
HP 6177C DC Current Source, to 50V, 500mA	\$600.00
HP 6181C DC Current Source, 100 V, 250 mA	\$675.00
HP 6186C DC Current Source, to 300V, 100mA	\$750.00
KEITHLEY 225 Current Source, 1 nA-99.9 mA	\$450.00

IMPEDANCE & COMPONENT TEST

HP 4800A Vector Impedance Meter	\$550.00
BOONTON 62AD 1 MHz Ind. Meter, 2-2000 uH	\$700.00
BOONTON 72BD 1 MHz Cap. Meter, 2-2000 pF	\$700.00
HP 4342A Q-Meter, 70 kHz-22 MHz, Q=5-1000	\$2,250.00
MEGURO MQ-171 VHF Q Meter, 20-230 MHz	\$1,100.00
E.S.I. R5925 9-Decade Resistance Standard	\$2,000.00
E.S.I. SR1010 Resistance Transfer Standards	\$800.00
FLUKE 5450A Programmable Resistance Standard	\$2,750.00
GR 1409 Standard Mica Capacitors, 0.05%	\$150.00
GR 1432-N 5-Decade Resistor, 0.1 OHM-11K	\$275.00
GR 1432-U 4-Decade Resistor, 0.01-111.1 ohm	\$175.00
GR 1433-X 6-Decade Resistor, 0.1 OHM-111K	\$350.00
HP 4329A High Resistance Meter	\$1,350.00
TEK 576 Curve Tracer, to 220W	\$2,350.00
TEK 577D/1177 Storage Curve Tracer	\$2,250.00
TEK 7C71N Curve Tracer, to 0.5W	\$500.00

POWER & SUPPLIES

GLASSMAN PS/EG-05R-06 5 kV Power Supply, to 6mA	\$500.00
HP 6002A-opt.01 50V/10A Power Supply, to 200 W	\$875.00
HP 6023A Autoregulating Supply, 20V/30A/240W	\$1,150.00
HP 6114A Precision Power Supply, 40V 1A	\$875.00
HP 6261B-027 20V at 50A CV/CC Power Supply	\$675.00
HP 6264B 20V at 20A CV/CC Power Supply	\$500.00
HP 6266B 40V at 5A CV/CC Power Supply	\$400.00
HP 6267B 60V at 10A CV/CC Power Supply	\$550.00
HP 6296A 60V at 3A CV/CC Power Supply	\$400.00
HP 6299A 100V at 750mA CV/CC Power Supply	\$250.00
HP 6438B 60V at 5A CV/CC Power Supply	\$375.00
HP 6255A 40V 1.5A Dual Output Supply	\$500.00
TEK PS503A Dual Power Supply	\$250.00

ACME PS2L-1000 0-75 V/0-150 A/ 1000 Watt Load	\$450.00
HP 59501A HPIB Power Supply Programmer	\$175.00
HP 6827A Bipolar Supply/Amp, 100 V 500 mA	\$800.00
KIKUSUI PLZ-72W Prog. Load, 4-110V/0-12A/70W	\$200.00

TIME & FREQUENCY

HP 5315A 100 MHz/100 nS Universal Counter	\$550.00
HP 5316A 100 MHz/100 nS Univ. Count, HPIB	\$750.00
HP 5316A-003 100 MHz/100 nS Univ. 1.3 GHz ch	\$950.00
HP 5370B-001 Time Interval Counter, to 20 pS	\$2,250.00
HP E1420A-10, 30 VXi Counter, 200 MHz & 2.5 GHz	\$1,500.00
TEK 7D15 225 MHz Universal Counter/Timer	\$275.00
TEK DC5009 Programmable 135 MHz Count/Timer	\$750.00
TEK DC503A 125 MHz Universal Counter/Timer	\$500.00
TEK DC509 135 MHz High Resolution Counter	\$700.00
FLUKE 7220A-111 1.3 GHz Communications Counter	\$650.00
HP 5340A 18 GHz Frequency Counter	\$1,400.00
HP 5340A-01, 11 18 GHz Counter, OCXO, HPIB	\$1,900.00
HP 5342A-1, 4, 5 24 GHz Counter, OCXO, DAC, HPIB	\$3,900.00
SYSTRON 6054B-05, 26 26.5 GHz Freq. Counter, GPIB	\$2,400.00
GR 1115C Crystal Frequency Standard	\$1,600.00

AUDIO & BASEBAND

HP 3580A-002 Spectrum Analyzer, 5 Hz-50 kHz	\$1,850.00
HP 3586C Selective Level Meter	\$1,750.00
TEK 7L5-025/7603 20 Hz-5 MHz Spectrum An., w/frame	\$2,250.00
HP 334A Distortion Analyzer, -60 dB THD	\$550.00
HP 339A Distortion Analyzer, -95 dB THD	\$2,400.00
TEK DA4084 Distortion Analyzer, 0.0025% THD	\$1,500.00
FLUKE 8920A TRMS Voltmeter, 10 Hz-20 MHz	\$700.00
HP 3400A RMS Voltmeter, 10 Hz-10 MHz	\$250.00
HP 4204A Synthesizer, 10 Hz-1 MHz	\$350.00
ROCKLAND 5100 Synth., 1 mHz-1.999999999 MHz	\$400.00
KROHN-HITE 3202 Dual HP/LP Filter, 20 Hz-2 MHz	\$600.00
KROHN-HITE 3342 Dual Filter, 0.001 Hz-99.9 kHz	\$1,100.00
PA R. 189 Filter/Amplifier, 0.1 Hz-110 kHz	\$400.00
ROCKLAND 752A-opt.02 Dual Low Pass Filter, 115 dB/oct	\$1,100.00
TEK AM502 Differential Amplifier	\$575.00

RF & MICROWAVE

HP 11970A WR28 Harmonic Mixer, 26.5-40 GHz	\$1,100.00
HP 5371A Modulation Domain Analyzer	\$5,900.00
HP 8406A Comb Gen., 1/10/100 MHz increment	\$450.00
HP 8443A Tracking Generator, 0.1-110 MHz	\$700.00
HP 8444A-opt.059 Tracking Generator, 0.5-1500 MHz	\$1,500.00
HP 8552B IF Section	\$750.00
HP 8553B RF Section, 1 kHz-110 MHz	\$500.00
HP 8554B RF Section, 0.1-1250 MHz	\$800.00
HP 8555A RF Section, 0.01-18 GHz	\$950.00
HP 8555A System, with 8552B & 141T	\$2,375.00
TEK TR503 Tracking Generator, 0.1-1800 MHz	\$1,750.00
HP 11665B Modulator, 0.15-18.0 GHz	\$375.00
HP 8405A Vector Voltmeter, 1-1000 MHz	\$700.00
HP 85020A Directional Bridge, 0.01-4.3 GHz	\$750.00
HP 85021A Directional Bridge, 0.01-18 GHz	\$1,200.00
NARDA 7000A Microwave Multimeter, 0.1-18 GHz	\$1,950.00
BOONTON 1020 Synth. Sig. Gen., 0.15-540 MHz	\$1,850.00
BOONTON 102C Signal Generator, 0.45-520 MHz	\$850.00
FLUKE 6060A/VAN Synthesizer, 10 kHz-520 MHz	\$2,000.00
GIGATRONICS 875/86 Levelled Multiplier, Ka & V band	\$8,000.00
HP 85100V Freq. Multiplier, 50-75 GHz out	\$4,250.00
HP 8660C Synthesizer, with 86603A & 86633B	\$4,250.00
WILTRON 6742A-opt.01 Synth. Sig./Swp. Gen., 18-40 GHz	\$9,000.00

EIP 928-opt 9201 Programmable Sweep Gen., 1-18 GHz	\$4,000.00
HP 8620C Sweep Oscillator Frame	\$550.00
HP 8620C-opt.011 Sweep Oscillator Frame, HPIB	\$675.00
HP 86222A RF Plug-In, 10-2400 MHz	\$1,400.00
HP 86222B-opt 2 RF Plug-in, 10-2400 MHz, atten	\$1,950.00
HP 86290B RF Plug-In, 2.0-18.6 GHz +10dBm	\$2,000.00
WAVETEK 1067 Sweep Gen., 10-2400 MHz, atten.	\$500.00
BOONTON 42B/41-4B Power Meter, 1 MHz-12.4 GHz	\$475.00
BOONTON 42B/41-4E Power Meter, 1 MHz-18 GHz	\$650.00
BOONTON 42B/42-S/3 Power Meter, 1 MHz-8 GHz	\$375.00
HP 432A/478A Power Meter, 0.01-10 GHz	\$375.00
HP 435A/8481A Power Meter, 10 MHz-18 GHz, 100mW	\$1,000.00
HP 435A/8482A Power Meter, 0.1-4200 MHz, 100mW	\$1,000.00
HP 435A/8482H Power Meter, 0.1-4200 MHz, 3 W	\$1,150.00
HP 435A/8484A Power Meter, 10 MHz-18 GHz, 10uW	\$1,000.00
HP K486A WR42 Thermistor Mount, 18-26.5 G	\$400.00
HP Q486A WR22 Power Sensor, 33.0-50.0 GHz	\$1,500.00
HP R486A WR28 Thermistor Mount, 26.5-40 G	\$400.00
WAVETEK 1034A Portable Power Meter, 0.001-18GHz	\$375.00
AILTECH 7618E Noise Source, 15 dB, 0.01-18 GHz	\$675.00
BOONTON 82AD Modulation Meter, 10-1300 MHz	\$1,000.00
M.S.C. MC5112 Noise Source, 25.5 dB, 1-12 GHz	\$325.00

COAXIAL & WAVEGUIDE

HP 11691D Dir. Coupler, 22 dB, 2-18 GHz	\$500.00
HP 11692D Dual Dir. Coupler, 22 dB, 2-18 GHz	\$900.00
HP 33330D Detector, 10 MHz-33 GHz, APC3.5	\$275.00
HP 764D Dual Dir. Coupler, 215-450 MHz	\$150.00
HP 778D-opt.011 Dual Dir. Coupler, 20 dB, 0.1-2GHz	\$400.00
HP 779D Dir. Coupler, 20 dB, 1.7-12.4 GHz	\$375.00
HP 8472A Crystal Detector, 10 MHz-18 GHz	\$150.00
HP R532A Frequency Meter, 26.5-40.0 GHz	\$500.00
KRYTAR 202020016 Directional Detector, 2-20 GHz	\$200.00
MILITARY AS-1346B Double Ridge Horn, 3-8 GHz, N(f)	\$75.00
NARDA 2629B 20 dB Atten., 150 W, DC-1 GHz	\$175.00
NARDA 3000-SERIES Directional Couplers	\$150.00
NARDA 3090-SERIES Precision Hi Directivity Coupler	\$225.00
NARDA 4000-SERIES SMA Mini Directional Couplers	\$75.00
NARDA 4203-6 Dir. Coupler, 6 dB, 2-18 GHz, SMA	\$225.00
NARDA 5070-SERIES Precision Reflector Couplers	\$300.00
NARDA 768-30 30 dB Atten., 20W, DC-11 GHz	\$125.00
TRGA510 WR28 Precision Atten., 0-50 dB	\$1,000.00
WEINSCHTEL 1515 Power Divider, DC-18 GHz, SMA	\$125.00
WEINSCHTEL 1579 Power Divider, DC-26.5 GHz, 3mm	\$275.00
WEINSCHTEL 3200-1 Prog. Atten., 0-127 dB, DC-2 GHz	\$200.00
WILTRON 975F50-1 Directional Bridge, 0.01-18 GHz	\$1,500.00

MISCELLANEOUS

HP 28687A LAN Wire Test Instrument	\$750.00
HP 4935A Transmission Test Set	\$1,650.00
HP 59401A HPIB Bus Analyzer	\$700.00
TEK 1411R-opt.04 PAL Test Signal Generator	\$2,750.00
TEK 144 NTSC Test Signal Generator	\$700.00
TEK 147A NTSC Test Signal Generator	\$950.00
TEK 1485R Vectorform Monitor, NTSC & PAL	\$1,850.00
TEK 521A PAL Vectorscope	\$1,500.00
TEK J16/J6523 Spot Luminance Photometer	\$900.00
HP 59307A HPIB VHF Switch	\$200.00
P.A.R. 5206 Lock-in Amplifier, 2 Hz-200 kHz	\$3,000.00

• VISA • MASTERCARD • OPEN ACCOUNT • 90 DAY WARRANTY • 10 DAY INSPECTION •

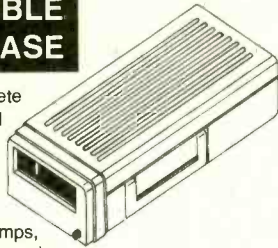
CIRCLE 319 ON FREE INFORMATION CARD

ALL ELECTRONICS CORP.

QUALITY PARTS • DISCOUNT PRICES • FAST SERVICE

PORTABLE SCSI CASE

Nearly complete case for SCSI device. Includes 40 watt power supply (5 Vdc @ 3 amps, 12 Vdc @ 2 amps)



with cooling fan, power switch, fuse holder, LED socket, power input receptacle, two standard 50 pin SCSI interface jacks, molex-type power connectors, interior cable with 50 pin socket connector and interior mounting rails. Front face plate is an aftermarket piece that doesn't quite go with the box but serves the purpose pretty well. Absent from the case is the switch in back which specifies the device's position in the chain. This can be easily bypassed with a few 0.1" shorting jumpers (our CAT# SJ-1). Also not included is a standard IEC power cord (our CAT# LCAC-60).

Off-white case is 14.25" X 7.38" X 3.26" and has a folding handle for easy carrying.

\$19⁹⁵ each

CAT# SCSI-1

2 for \$36.00

30' CABLE

A GREAT DEAL!

Originally made to connect Digital Audio Tape machine to a remote controller, this "snake" cable consists of four separate 9 conductor plus drain wire, foil-shielded cables in one jacket. The conductors are stranded 24 AWG wire. Each end of each smaller cable is terminated with DB-9P connectors. The cable is well-made and quite flexible for its size. Snake cable nominal O.D. is 0.52". Interior cable O.D. is 0.15". The outer jacket can be slit and removed if only the 9 conductor cable is required. DB-9 connectors include thumbscrew hold-downs. If you are using multiconductor shielded cable this is a great deal.



\$5⁵⁰ each

CAT# CBL-3

2 for \$10.00

SPDT PUSHBUTTON

Alcoswitch # MPS103D-R S.P.D.T. miniature pushbutton switch. Push-on/ push-off, snap-action switch. Unthreaded, 0.24" diameter X 0.33" long bushing. Green 0.4" dia. cap. Right-angle pins for PC board mounting. Contacts rated 3 amps @ 115vac.



\$1⁰⁰ each

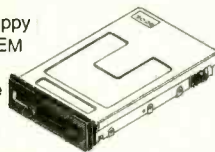
CAT# MPB-22

25 for \$22.50

720K 3.5" INTERNAL FLOPPY DRIVE

Sony # MP-F11W-2Z Brand new 720 KB floppy drives.

Built for an OEM product, these are, in every way, compatible with PC/XT/AT computers except that the faceplate is slightly larger than those on exact replacements. The faceplate size on these is 4.04" X 1.23". (Normal size is 4" X 1"). The faceplate is removable and can be trimmed if desired. In some cases it may work without trimming. Also, we have found that, when used in 5.25" bays with the adapter kit below, the adapter can easily be modified to accommodate the unit. Because of this slight inconvenience, we are selling these drives at an incredibly low price.



\$14⁰⁰ each

10 for \$120.00

CAT# MPF-11SF

INSTALLATION KIT for MPF-11SF

allows for installation into 5.25" drive bays. Simply cut and remove three plastic gussets to install. CAT# FDD-3.5 \$3.50 each

"HI-8" VIDEO CASSETTE (USED)

8 mm Video Camcorder Users!

SONY Hi-8 Top quality, metal particle 120 minute video cassettes. Used for a short time, then bulk-erased. Each cassette has its own plastic storage box. Satisfaction Guaranteed!



\$3⁰⁰ each

10 for \$28.00

100 for \$250.00

CAT # VCU-8

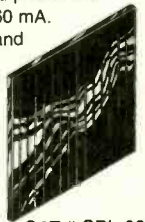
INTERNET USERS!

Visit Our Web Site..

<http://www.allcorp.com/allcorp/>

9 VOLT 60 MA SOLAR PANEL

These 6" X 6" glass enclosed photovoltaic panels produce 9 Vdc at 60 mA. Ideal for charging batteries and powering small devices. Put two or more together for more current and voltage. Includes metal connectors and instructions for soldering directly to panel.




\$5²⁵ each

CAT # SPL-960

9 FOOT DUAL AUDIO CABLE

LARGE QUANTITY AVAILABLE!



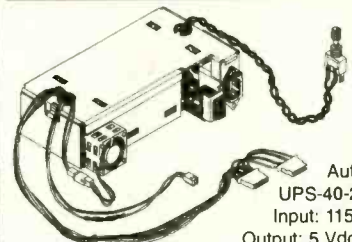
9' shielded dual audio cable with color coded (red and yellow) RCA style pin plugs either end. Black cable.

\$1⁰⁰ each

CAT# DCB-108

10 for \$8.50 • 100 for \$75.00
1000 for \$500.00

40 WATT FAN COOLED SWITCHING SUPPLY



Autec # UPS-40-2002
Input: 115 Vac
Output: 5 Vdc @

3 amps, 12 Vdc @ 2 amps (4.5 amps peak). 7" X 4.25" X 2.16" metal enclosure with cooling fan, EMI filtered input module, fuse holder, on/off switch, LED socket and two 4 pin power connectors.

UL and CSA listed.

\$15⁰⁰ each

CAT# PS-2002

MANUFACTURERS - We Purchase EXCESS INVENTORIES... Call, Write or Fax YOUR LIST.

CALL, WRITE or FAX For A Free 64 Page CATALOG.

Outside the U.S.A. send \$2.00 postage.

ORDER TOLL FREE

1-800-826-5432

MAIL ORDERS TO:
ALL ELECTRONICS CORP.
P.O. BOX 567
VAN NUYS, CA 91408-0567

E-MAIL allcorp@allcorp.com

FAX (818) 781-2653

INFO (818) 904-0524

VISA

MasterCard

DISCOVER

NO MINIMUM ORDER • All Orders Can Be Charged to Visa, Mastercard or Discover • Checks and Money Orders Accepted by Mail • Orders Delivered in the State of California must include California State Sales Tax • NO C.O.D. • Shipping and Handling \$5.00 for the 48 Continental United States - ALL OTHERS including Alaska, Hawaii, P.R. and Canada Must Pay Full Shipping • Quantities Limited • Prices Subject to change without notice.

CIRCLE 214 ON FREE INFORMATION CARD

www.americanradiohistory.com

CABLE TV EQUIPMENT

We carry a complete line of all major brands including test chips and all accessories
BELOW WHOLESALE PRICES • QUANTITY DISCOUNTS
30 DAY MONEYBACK GUAR. • 1 YR. WARRANTY
YEARS OF CUSTOMER SATISFACTION
C & C ELECTRONICS
CALL NOW 1-800-995-1749
Immed. Delivery from Giant Stock! Sorry no Florida Sales.

Robot Explorer Newsletter

Nano-ants, flying robots, Martian explorers.
 Explore an entire universe of exciting robots.
 8 information-packed issues for only \$14.95.
 Call now! MasterCard/Visa Accepted.
1-(800) GO-ROBOT or 1-(800)467-6268

CABLE TV

ALL NAME BRANDS
DESCRAMBLERS, CONVERTERS
COMBOS. CALL NOW
WE'LL BEAT THE COMPETITION
UNIVERSAL SALES 800-647-2371

CME-508 1/3" BLACK & WHITE CAMERA in WHITE CASE with AC ADAPTER

\$ 85.00

1/3" CCD SENSOR
4-1/2" x 1-1/4" x 2-5/8"
1 LUX SENSITIVITY
12 VDC OPERATION

(STAND NOT INCLUDED)




CAMERA BOARD MODULES

CX-060/3	STANDARD LENS CAMERA	\$ 125
CX-060P	PINHOLE LENS CAMERA	\$ 135
CME-100C	"C" MOUNT CAMERA	\$ 145
CME-2005CP	1/3" COLOR CAMERA BOARD	\$ 245

CREATIVE MICRO ELECTRONICS, Inc.

P.O. BOX 4477 ENGLEWOOD, CO 80155-4477
PHONE: (800) 771-1295 (Out of Colorado Only)

CME-915T/R VIDEO/AUDIO - TRANSMITTER/DOWNCONVERTER SYSTEM UP TO 125' RANGE - 250' WITH GAIN ANTENNA
\$ 125.00



CALL OR WRITE FOR FREE CATALOG
PHONE: (303) 771-1288 FAX: (303) 771-1136

❖ ATTENTION CABLE VIEWERS ❖

CABLE VIEWERS. . .get back to your BASIC Cable Needs

Call 800-577-8775

For information regarding all of your BASIC cable needs.

- 5 GOOD REASONS TO BUY OUR FAR SUPERIOR PRODUCT**
- ❖ PRICE
 - ❖ EFFICIENT SALES AND SERVICE
 - ❖ WE SPECIALIZE IN 5, 10 LOT PRICING
 - ❖ ALL FUNCTIONS (COMPATIBLE WITH ALL MAJOR BRANDS)
 - ❖ **ANY SIZE ORDER FILLED WITH SAME DAY SHIPPING**

We handle NEW equipment ONLY - Don't trust last year's OBSOLETE and UNSOLD stock!
COMPETITIVE PRICING—DEALERS WELCOME

HOURS: Monday-Saturday 9-5 C.S.T.

It is not the intent of B.E.S.W. to defraud any pay television operator and we will not assist any company or individual in doing the same.
 *Refer to sales personnel for specifications.

BASIC
ELECTRICAL
SUPPLY &
WAREHOUSING
CORPORATION

P.O. Box 8180 ■ Bartlett, IL 60103 ■ 800-577-8775

SEC Sun Equipment Corporation

LODESTAR Lodestar Electronics Corp. Since 1979

3121-A Glen Royal Rd., Raleigh, NC 27612

1-800-870-1955/(919)870-1955 24-hr Fax:(919)870-5720

One Year Warranty. 15 Day Money Back Guarantee. OEM welcome.
School purchase order accepted, net 30 days. Bids accepted.
3% discount for prepaid order, certified check or money order.
Quantity discount. FOB shipping point.
SALES REP./DISTRIBUTORS/OEM WANTED.



MICROPROCESSOR/CONTROLLER TRAINING

Now, you can learn and apply Computer control on your PC with our low-cost trainers and lead yourself to the advanced 80386, 80486, etc. Learn ASSEMBLY, C, and BASIC languages programming and debugging, and Microprocessor based system hardware design and troubleshooting. Experiment guide and example programs are included in each trainer. Our trainers are widely adopted by technical colleges.

8088 Trainer \$699.00 8088, teach yourself 8088 assembly language programming.

Features: Assembly language coding, assembler, disassembler, single step and multi-breakpoint program debugger, display and rewrite registers, download/upload programs from/to external systems, I/O drivers, 56-key large size keyboard, LCD display, RS-232, UART, printer interface, two expansion slots, $\pm 5V$, $\pm 12V$ switching power supply, 20 I/O controls available, e.g. servo and stepping motor, dot matrix display, D/A, A/D, sensors, ...

EDS-8811 \$289.00 EPROM programmer. Burn your own EPROM in just a minute.

EDS-8052 \$979.00 learn yourself Intel 8051/8052 Embedded Microcontroller controls.

U-DBG8 \$1599.00 Debugger/In-circuit Emulator for Microprocessors and programs.

8051/52 In-Circuit Emulator, APEX-IE assembly language programming and debugging.

CIC-100 \$549.00 I/O control applications, learn Assembly, C, and BASIC programming languages, 800-pin solderless breadboard for circuit design and test, I/O drivers for controlling relay, step motor, LED, speaker, sensor, etc.. Application control modules available.

EDS-8802 \$109.00 Dynamic scanning control

EDS-8803 \$159.00 A/D, thermal sensor control

EDS-8804 \$89.00 A/D and D/A converters.

EDS-8805 \$239.00 Servo and stepper motors.

EDS-8806 \$159.00 Basic I/O experiments.

EDS-8807N-16 \$619.00 16 Dot matrix LEDs.

EDS-8807N-8 \$419.00 8 Dot matrix LEDs.

EDS-8808 \$269.00 Opto-coupler controls.

EDS-8809-1 \$589.00 stepper motor control.

digital clock, speaker control, dot matrix LED, matrix keyboard, sign lights, electric piano, stop watch, etc. 24 experiments.

example programs included.

EDS-8811-DRAM \$589.00 Disk drive control.

EDS-8811-SRAM \$589.00 Disk drive control.

PRODUCTS OF THE MONTH

Grid DIP Meter DM-4061 \$89.95

AC Millivolt Meter MV-3100A \$159.95

TV Color Pat. Gen. CPG-1366A \$159.95

mW RF Power Meter 340 \$219.00

1.8-500MHz; RF power: 20mW/200mW/2W; Imp: 50 Ω ;

Accuracy: $\pm 10\%$ full scale; N-type connector; SWR < 1.15

341 \$219.00; 500-800MHz, **342 \$219.00**; 800-1000MHz

Function Generator FG-2100A \$169.95

RF Signal Generator SG-4160B \$119.00

Frequency Counter FC-5250C \$119.95

Power Supply R202 \$499.95, 3 outputs 30V/3A

See Specifications Below or Call

DC POWER SUPPLY

PS-303 \$159.00
0-30VDC, 0-3A, 0.02%+2mV line regulation; 0.02%+3mV load regulation; 1mVrms noise & ripple; Short circuit/overload protection; constant current/voltage(CC/CV).
PS-303D \$314.95 dual outputs.
PS-305 \$219.95, 0-30VDC, 0-5A.

PS-305D \$399.95, dual.

8110 \$289.95 0-60VDC, 0-3A

8112 \$399.95 0-60VDC, 0-5A

8108(8109) \$549.95(\$699.95)

0-60VDC, 0-3A(5A), dual,

independent tracking. Low ripple.

8102(8103) \$399.95(\$489.95) dual 0-30VDC/0-3A(5A),

fixed 5VDC/3A, independent tracking operation, constant voltage

and current. Slave/Master, Serial/Parallel connection.

PS-1610S(8107) \$289.00(\$399.95) 0-16VDC, 0-10A.

PS-2243(2245) \$139.00(\$159.00) 0-12/0-24VDC, 3A(5A).

8200(8201) \$179.95(\$239.95) 0-30VDC(digital meter), 0-

3A(5A), 8210(8211) \$199.95(\$259.95) two digital meters.

8202(8203) \$499.95(\$549.95) 3 outputs, digital display,

dual 0-30VDC/0-3A(5A), a fixed 5VDC/3A, independent tracking

operation, constant voltage and current.

AM/FM SWEEMAR SCOPE

SM-6225/IC \$1999.95
Freq Range: (AM)490KHz, (FM) 10-11.4MHz; Accuracy: $\pm 0.1\%$
Marker: (AM)455KHz ± 5 KHz, ± 10 KHz; (FM)10.7MHz ± 7.5 KHz, ± 150 KHz.

STEREO SCOPE OS-7505B \$369.00 trigger, 0-10MHz

ALIGNMENT SCOPE OS-7001A \$369.00 0-200KHz.

AM/FM STD SIGNAL GEN.

SG-4110A \$1799.00
Freq: 100KHz-110MHz
Display: 6-digit LED
Accuracy: $\pm (5 \times 10^{-5} \pm 1 \text{ count})$
Resolution: 100Hz (100-3499MHz); 1KHz (35MHz-110MHz).
Output: -19dBu, -99dBu, 1dB steps. Impedance: 50 Ω VSWR 1.2

TV COLOR PATTERN GEN.

CPG-1366A \$159.95
VHF NTSC;
Freq.: 45.75, 175.25, 187.25 MHz.
RF Output: 10mV.
Impedance: 75 Ohm.
Video Output: BNC, 1Vp-p

SWR/RF POWER METER

310 \$89.95
Freq Range: 1.8-150MHz.
RF Power: 0-4W/20W/200W
SWR Measure: 1.0 - 4W min.
Accuracy: 5%-10%; SO-239 plug.
Insertion Loss: 0.3dB.

Input/Output Imp: 50 Ω .
320 \$89.95, 130-520MHz.
330 \$119.95, 1.8-520MHz.
SWR-3P \$26.95, 1-150MHz.
RF Power: 0.5-10W, 0.5W-100W.
SWR-2P \$22.95, 1.7-30MHz; RF Power: 0.5-10W
PM-330 \$136.00, 1.8-500MHz; 0.5W/20W/120W.

RF SIGNAL GENERATOR

SG-4160B \$119.00
100KHz-150MHz up to 450MHz on 6 bands; 6 plug-in coils, 3rd harmonics; 6 ranges, AM modulation; 100mVrms to 3-5MHz. Modulation: Int. 1KHz AM. Ext. 50Hz-20KHz AM.
Audio Output: 1KHz, 1Vrms.

SG-4162AD \$229.95, with Freq. Counter 1Hz-150MHz, 6 digits, for internal & external signals. Specification see SG-4160B above.

AUDIO GENERATOR

AG-2601A \$119.00
10Hz-1MHz, 5 ranges;
Output Level: sine wave 0-8Vrms, square 10Vp-p.
Output Impedance: 600 Ohm.
Distortion: <0.05% 500Hz-50KHz, <0.5% 50KHz-500KHz.

AG-2603AD \$229.95, with Freq. Counter: 1Hz-150MHz, 6 digits, for internal & external signals. Specification see AG-2601A above.

FUNCTION GENERATOR

FG-2100A \$169.95
0.2Hz-2MHz in 7 ranges: Sine, Square, Triangle, Pulse & Ramp
Output: 5mVp-p-20Vp-p, 1% distortion.
VCF: 0-10V control freq. to 1000:1.

FG-2102AD \$229.95 generate signals same as FG-2100. 4-digit counter display, TTL & CMOS outputs, 30ppm ± 1 count accuracy

FG-2020B \$159.00 0.5Hz-500KHz; Sine, Square, Triangle.

(FG)2103 \$329.95, Digital sweep generator, 0.5Hz-5MHz in 7 ranges. Operating Mode: sweep, AM, gated burst, VCG.

Freq. Counter: Int. 0.5Hz-5MHz; Ext. 5Hz-10MHz

FM STEREO MODULATOR

AG-2011A \$549.00
RF SECTION:
Carrier: 98MHz ± 2 MHz;
Output: 10mV, 1mV & 0.1mV
COMPOSITE SIGNALS:
Pilot: 19KHz ± 2 Hz, 0.8Vrms
INT. MODULATION: 100KHz, 1KHz $\pm 1\%$, 1Vrms, distortion: >50 dB.
EXT. MODULATION: Freq.: 50Hz-15KHz.
L-R Separation: >45 dB 100Hz-3KHz; >35 dB 50Hz-15KHz.

AC MILLIVOLT METER

MV-3100A \$159.95 wide band 5Hz-1MHz; 3 scales mV, dB \pm dBm; 300 μ V-100V in 12 ranges, 10 μ V resolution; -70-10dB in 12 ranges, 0dB-1Vrms, 0dBm-0.755V; $\pm 3\%$ accuracy; Input impedance: 10M Ω ;
Noise <2%. **MV-3201B \$309.95** dual channels, simultaneous measurement.

OSCILLOSCOPE OS-7305B \$249.00

DC-7MHz.
Vertical: 10mV/Div. Horizontal: 250mV/Div.; 10Hz-100KHz in 4 ranges; 3" CRT; Internal and External Sync.; Input: 1M Ω /35pF.
OS-7010A \$369.00 DC-10MHz, 5" CRT, 10mV/Cm-10V/Cm, 1M Ω .
OS-622B \$344.95 20MHz/dual trace
OS-653 \$699.95 50MHz, dual, delay sweep, ALT trigger, TV, syn.
OS-6100B \$1329.95 100MHz, 4ch, 8 traces, delay sweep, best buy

GRID DIP METER

DM-4061 \$89.95 1.5-250MHz.
2 transistor, and 1 diode.
Modulation: = 2KHz Sine wave. Crystal Oscillator: 1-15MHz.
Wave absorption meter. Using 9VDC power supply.

AUTO DISTORTION METER

DM-3104A \$799.95
MEASUREMENT:
Range: 0.01%-30%, 0.1/0.3/1/3/10/30% full scale.
Freq.: 400Hz $\pm 10\%$, 1000Hz $\pm 10\%$ (HPF).
Input: 3mV-100V, ratio measuring 20dB.
Auto. Switching Ranges: Fundamental Freq. = (fo) $\pm 10\%$; Fund. Rejection: >80 dB at (fo) $\pm 5\%$; >70 dB at (fo) $\pm 10\%$.
Harmonic Accuracy: ± 0.5 dB, 1.8(fo)-20KHz.
DM-3204 \$1,599.00 dual channels.

FREQUENCY COUNTER

FC-5250C \$119.95
Freq Range: 10Hz-220MHz (HF) 10Hz-20MHz, (VHF) 10MHz-200MHz
Gate Time: 0.1 & 1 sec.
Max. Input: 10Vp-p.
Input Sensitivity: 35mV 10Hz-200MHz.
Input Imped.: (HF) 1M Ohm, (VHF) 50 Ohm.

FC-5260A \$146.00

10Hz-600MHz

FC-5270A \$149.95

10Hz-1300MHz

FC-5600B \$321.00

10Hz-600MHz

(FC)5700B \$329.95 10Hz-1.3GHz

SIGNAL TRACER/INJECTOR

SE-6100 \$134.95
TRACER: Gain Max. 60dB
Attenuation: 0/20/40/60dB
Input Imped.: 100K Ohm
Output Imped.: 600 Ohm
Speaker: 8 Ohm
INJECTOR: Freq.: 1KHz
Squarewave; Output Level: Continuously variable 0-4.5Vp-p.

AUTO. CAPACITANCE METER

CM3300A \$139.00 10 ranges, 99pF - 99.9mF, fully automatic.
Resolution: 0.1pF lowest.
0.1% full scale.
Accuracy: 0.5% of full scale ± 1 digit to 99.9 μ F, 1% of full scale ± 1 digit to 99.9 μ F.
Display: 3 digit LED
Unit indicator: pF, nF, mF. Overrange indicator.

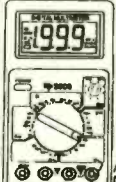
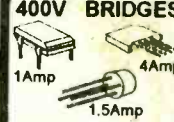
WOW-FLUTTER METER



WF-3103 \$699.95
Freq. Range: 3KHz $\pm 10\%$ DIN.
Range: 0.03/1/3/3% full scale.
Accuracy: $\pm 5\%$.
WF-3105A \$799.95, digital.
Function: Lin/WOW/Flutter/WTD.
Freq Cntr: 10Hz-999MHz.
Indication: CCIR/DIN/JIS

Tel: (305) 974-6864
 Fax: (305) 974-6818

Gateway Products Corp.


Please mail orders to:
 P. O. Box: 93-6397
 Margate, FL 33093

Popular I.C.s LM324...45¢ LM339...45¢ LM358...45¢ NE555...40¢ LM556...45¢ LM741...45¢ Deal U3: 12 pcs total, (2pcs of each)...\$5.00	Transistors PN2222A...8¢ PN2907A...8¢ 2N3904...8¢ 2N3906...8¢ 2N4401...8¢ 2N4403...8¢ Deal N8: 80 pcs total, (10pcs of ea.)...\$3.50	Semiconductors 74LS174...35¢ 74LS244...35¢ 74LS245...35¢ 74LS374...35¢ LM388N...45¢ MC1488...45¢ MC1489...45¢	DIODES 1N914...3¢ 1N4148...2¢ 1N4001...1A/50V...3¢ 1N4004...1A/400V...4¢ 1N4007...1A/1kV...5¢ Deal P7: 50 pcs total, (10pcs of ea.)...\$2.00	RADIAL LYTICS 1uF/50V...5¢ 2.2uF/50V...5¢ 3.3uF/50V...5¢ 4.7uF/50V...5¢ 10uF/50V...6¢ 22uF/50V...7¢ 33uF/50V...9¢ 47uF/50V...9¢ Deal A2: 40 pcs total, (5pcs of each)...\$3.00	Ceramic Disc (All caps rated 50V) 100F...5¢ 220F...5¢ 270F...5¢ 330F...5¢ 470F...5¢ 100pF...5¢ 150pF...5¢ 220pF...5¢ Deal R4: 40 pcs total, (5pcs of each)...\$2.50	Toggle Switches Miniature size 1/4" Panel hole on-on...SPDT...5¢ on-off-on...SPDT...8¢ on-on...DPDT...8¢ on-off-on...DPDT...8¢ Deal S3: 8 pcs total, (2pcs of each)...\$5.00
Popular CMOS CD4001B...25¢ CD4011B...25¢ CD4013B...35¢ CD4017B...35¢ CD4028B...35¢ CD4050B...35¢ CD4068B...35¢ CD4069B...35¢ Deal V8: 18 pcs total, (2pcs of each)...\$5.00	More Transistors MPSA05...9¢ MPSA13...14¢ MPSA27...14¢ MPSA42...12¢ MPSA58...10¢ MPSA92...10¢ Deal Q2: 30 pcs total, (5 pcs of ea.)...\$4.00	V. Regulators LM317T...80¢ 7805...47¢ 7808...47¢ 7812...47¢ 7815...47¢ 7818...47¢ 7824...47¢ 7905...50¢ 7908...50¢ 7912...50¢ 7915...50¢ 78L05...35¢ 78L05...35¢ 78L12...35¢	Power Diodes 1N5401...3A/100V...7¢ 1N5404...3A/400V...8¢ 1N5408...3A/1kV...9¢ 6A10...6A/100V...20¢ 6A100...6A/1kV...30¢ Deal H8: 25 pcs total, (5pcs of ea.)...\$3.00	RADIAL LYTICS 10uF/25V...5¢ 22uF/25V...5¢ 33uF/25V...5¢ 47uF/25V...7¢ 100uF/25V...9¢ 220uF/25V...10¢ 330uF/25V...10¢ 470uF/25V...11¢ Deal A7: 40 pcs total, (5pcs of each)...\$4.00	Ceramic Disc (All caps rated 50V) 270pF...5¢ 330pF...5¢ 470pF...5¢ .001uF...5¢ .01uF...5¢ .022uF...5¢ .047uF...8¢ 1uF...8¢ Deal R7: 40 pcs total, (5pcs of each)...\$2.50	DEAL W2...\$2.50 120 pcs total (20 pcs of each: 10, 47, 100, 470, 1k, 4.7k, All 1/4W 5%)
DEAL M3...\$5.00 7805 7812 7905 7912 12 pcs total (3pcs of each)	More Transistors 2N2222A...20¢ 2N4124...8¢ 2N4126...8¢ 2N5401...12¢ MPSH10...10¢ 2N3055...52¢ TIP31C...50¢ TIP32C...50¢ TIP117...60¢ TIP120...60¢ TIP125...60¢	Digital Meter  only \$32 AC Volt DC Volt AC Amp DC Amp • Audible Cont. tester. • Diode, Transist. tester. • Res: 200 to 20M. • Curr: 200uA to 20A. • Volts: 200mV to 1kV.	1W Zener Diodes 1N4728A...3.3V...7¢ 1N4733A...5.1V...7¢ 1N4739A...9.1V...7¢ 1N4742A...12V...7¢ 1N4744A...15V...7¢ 1N4746A...18V...7¢ Deal Z5: 30 pcs total, (5pcs of ea.)...\$2.00	1A SCHOTTKY 1N5817...1A/20V...20¢ 1N5818...1A/30V...23¢ 1N5819...1A/40V...24¢ Deal Y6: 9 pcs total, (3pcs of each)...\$2.00	Mono Caps...6¢ea .01uF/50V...047uF/50V .022uF/50V...1uF/50V Deal B5: 40 pcs total, (10pcs of ea.)...\$2.50	DEAL W5...\$2.50 100 pcs total (20 pcs of each: 10K, 47K, 100K, 470K, 1M, All 1/4W 5%)
DEAL J1...\$3.50 78L05 78L12 10 pcs total (5pcs of each)	5mm (T1 3/4) Diffused LEDs Red...7¢ Green...8¢ Yellow...8¢ Deal L3: 30 pcs total, (10pcs of ea.)...\$2.50	3mm (T1) Diff. LEDs Red...7¢ Green...8¢ Yellow...8¢ Deal L6: 30 pcs total, (10pcs of ea.)...\$2.50	Germanium Diodes 1N34A...12¢ 1N60...12¢ 1N270...18¢ Deal G5: 18 pcs total, (6pcs of ea.)...\$2.50	3A SCHOTTKY 1N5820...3A/20V...32¢ 1N5821...3A/30V...36¢ 1N5822...3A/40V...40¢ Deal Y9: 9 pcs total, (3pcs of each)...\$3.00	Tantalum Caps 1uF/35V...18¢ 2.2uF/35V...20¢ 10uF/35V...35¢ Deal T6: 15 pcs total, (5pcs of each)...\$3.50	400V BRIDGES  1Amp 4Amp DF04M...DIP...35¢ W04M...Round...34¢ KBL04...In-line...85¢ Deal X8: 8pcs total, (2pcs of each)...\$3.00

  \$10.00 minimum order. We accept VISA, MC, MO, Check, C.O.D.-Cash. Please add \$4.50 for shipping & handling (foreign addresses: \$8). C.O.D. charge is \$6.00. Florida addresses add 6% sales tax. Hours: 9AM to 5PM. All premium quality parts. Send for your free Catalog.

CIRCLE 330 ON FREE INFORMATION CARD

Flat Panels Served Here



House Specialty - Monochrome LCD Kit \$249

Lo Earth LCD Restaurants Menu

<i>Appetizers (Controllers for PC ISA Bus)</i>	
Earth LCD/M Monochrome LCD Controller	\$149
EarthVision/ISA Color LCD Controller	\$299
<i>Entrees (Include LCD, ISA Controller, Cable & Backlite Inverter)</i>	
Monochrome 9.4"	\$249
Color Single Scan 8.2"	\$450
Color Dual Scan 9.4"	\$749
Color 9.4 TFT	\$995
<i>Alla Carte (LCD Only)</i>	
Mono 9.4" LCD	\$95
Color 8.2" Single Scan	\$125
Color 9.4 Dual Scan	\$399




"The Flat Panel Solutions Company"

P.O. Box 7089 - Laguna Niguel - California - 92607
 Ph: (714) 448-9368 - Fax: (714) 448-9316
 Email: lcd_king@ix.netcom.com

8085 MICROPROCESSOR TRAINING & CONTROL SYSTEM

Are you interested in Single Board Computers and Microprocessor-based control systems? If the answer is yes and you want to know more about these fascinating subjects the PRIMER Trainer is the place to start. The PRIMER teaches more and is easier to use than other comparably priced trainers. Enter a program into RAM, run it, and then burn it into EPROM with the optional EPROM Programmer. The over 100 page Self Instruction manual takes you from binary number systems to processing interrupts. At the end of the manual are working examples of using a photocell, a temperature sensor, making a waveform generator, a programmable timer with alarm, writing to LCDs, scanning keypads, and controlling the speed of a motor. The PRIMER comes with everything you need to start programming in machine language. Continue on to program in Assembler, Forth or BASIC with optional upgrade and software. Upgrade includes: RS232 serial port, a serial cable, 32K of battery backed RAM and Assembler/Terminal software. Picture shown with upgrade option (\$49.95) and optional heavy-duty keypad (\$29.95) installed.



THE PRIMER IS ONLY \$119.95 IN KIT FORM. THE PRIMER ASSEMBLED & TESTED IS \$169.95. RECEIVE ONE FREE POWER SUPPLY WHEN YOU MENTION THIS AD. PLEASE ADD \$5.00 FOR SHIPPING WITHIN THE U.S.

1985-1995
 10
 YEAR
 ANNIVERSARY

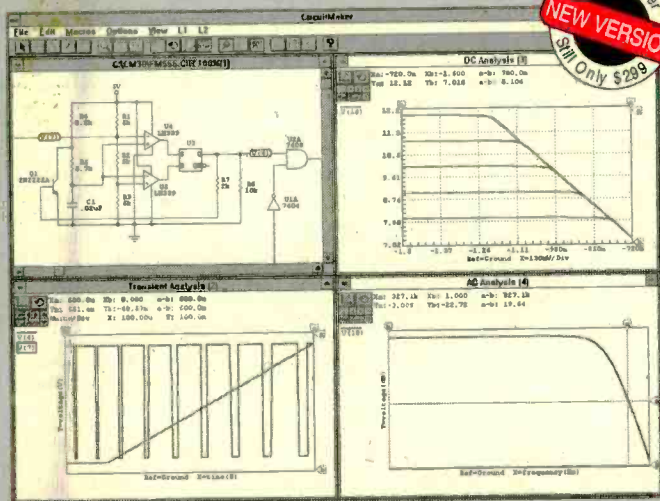
ENAC, inc.
 618-529-4525 Fax 457-0110 BBS 529-5708
 P.O. BOX 2042, CARBONDALE, IL 62902

CircuitMaker[®]

The Complete, Low Cost, Circuit Design System

Professional Schematic Layout

CircuitMaker's schematic capabilities are unmatched and include many advanced editing features not found in similar programs. These powerful features minimize the time and task associated with drawing a schematic and insure a professional looking final product. Printout and export options are numerous and results are of the highest quality. But that's what people have come to expect from CircuitMaker.



Analog, Digital and Mixed-Mode Simulation

CircuitMaker's SPICE3 based analog simulation is fast and accurate. SPICE sub circuits for all base level digital devices provides advanced mixed-mode simulation capability. Digital simulation is live and highly interactive. This powerful simulation trio is tightly integrated into one package and will confirm your circuit designs with accuracy and ease.

Comprehensive Device Library

Version 3 features a state-of-the-art device browser which greatly simplifies the task of organizing and selecting devices. With its newly expanded device library, CircuitMaker now ships with more devices (at no additional cost) than any competing product. If you need a device that isn't provided, CircuitMaker provides industry standard SPICE import and a powerful Macro capability to enable you to create new devices. CircuitMaker provides you with the tools to get the job done right.

Professional Schematic Capture
 Digital, Analog, and Mixed-Mode Simulation
 1000+ Devices/Models
 SPICE Export/Import
 PCB Export
 Retail Price

	YES	YES	YES	YES	YES	YES	\$299
CircuitMaker	YES	YES	YES	YES	YES	YES	\$299
Electronics Workbench Version 4	YES	NO	YES	NO	NO	NO	\$299
Electronics Workbench Engineer's Pack	YES	NO	YES	YES	YES	YES	\$599

Total Customer Satisfaction

At MicroCode Engineering we are committed to total customer satisfaction. When you purchase CircuitMaker you have the confidence of knowing that a trained staff of professionals is available to serve you after the sale. Our free unlimited customer service is second to none! Whether you have general or technical questions they will be answered promptly by a knowledgeable representative.

FREE Functional Demo

A free functional demo is available on the Internet (<http://www.microcode.com>), on CompuServe (GO MICROCODE) and on America Online (keyword search: CircuitMaker). A demo can be purchased directly from MicroCode Eng. for \$10.


Printed Circuit Board Netlist Output

The PCB output capability helps you complete the design cycle, by generating a netlist that can be imported into any compatible PCB program. This is not a costly "add-on" product. It comes standard with every copy of CircuitMaker.

PCB Program

MicroCode Engineering also offers a CircuitMaker compatible, professional level, PCB layout and autorouting program for just \$299. Used in conjunction with CircuitMaker, Autotrax completes a powerful end-to-end circuit design system. Call for details.

"CircuitMaker Shorts The Competition Out, With An Unbeatable Bottom-line"



MicroCode Engineering
 573rd W. 1830th N. Suite 4
 Orm, UT 84057 USA
 Phone (801) 226-4470
 FAX (801) 226-6532

To order or request additional information call 800-419-4242

Competitive upgrades are available for \$149. Call for details. CircuitMaker is a registered trademark of MicroCode Engineering. All other trademarks are the property of their owners.




WE HAVE WHAT YOU THE BEST PRICES AND


DECODERS



	QTY 10	QTY 20
STEALTH 1000-P 5 x 4 PLASTIC CASE W/TOGGLE	\$49	\$45
TNT 6 x 9 METAL CASE W/TOGGLE	\$45	\$42
TVT-3G 6 x 9 METAL CASE	\$42	\$39
MINI-TVT 3 x 6 METAL CASE	\$42	\$39
GOLD 3 x 6 PLASTIC CASE	\$42	\$39
APOLLO-J 3 x 6 METAL CASE REPLACES PURPLE & SIP	\$49	\$45
FTB-3 6 x 9 METAL CASE	\$43	\$39
GI-30 4 x 4 BOARD ONLY NO CASE, NO AC	\$39	\$35



	QTY 10	QTY 20
PIO-6300 6 x 9 METAL CASE W/TOGGLE	\$69	\$59
PIO+/TNT 6 x 9 METAL CASE W/TOGGLE	\$69	\$59
PIO RED 3 x 6 METAL CASE REPLACES GREEN & APOLLO-P	\$69	\$59



	QTY 10	QTY 20
STEALTH 80-P 5 x 4 PLASTIC CASE W/TOGGLE	\$55	\$49
M-80 6 x 9 METAL CASE W/TOGGLE	\$65	\$59

NEW!!!

	QTY 10	QTY 20
R2/V5/CFT MULTIMODE QUICK BOARD	\$35	\$29
R2/V5 3 WIRE	\$29	\$25
SA QUICK BOARDS	CALL	
PIO QUICK BOARDS	\$29	\$25
PIO WRITER	\$55	\$49
Z3	\$11	\$ 9
GI 2 WIRE, 3 WIRE, AND 28 PIN	CALL	

HIGHLANDER

6325-9 Falls of the Neuse Road, Raleigh, NC 27615

CIRCLE 236 ON FREE INFORMATION CARD

www.americanradiohistory.com

WANT AND MORE !!! THE BEST SERVICE!!!

NEW CONVERTERS

	QTY 10	QTY 20
STARGATE ELITE 550-PC	\$59	\$55
TIMELESS TPI-550-PC	\$60	\$57
CENTURY CT-3000	\$65	\$61
PANASONIC TZPC1453G2	\$79	\$69

REFURBISHED CONVERTERS


REGAL, SA, PANASONIC ... CALL

COMBOS

	QTY 10
BOSS 1 REPLACES ALL PIONEER MODELS AND SA MODELS 8500-8590 (NO INVERSION)	\$225
BOSS 2 REPLACES ALL TOCOM MODELS INCLUDING WIRELESS	\$235

THESE UNITS ARE BUILT INTO
BRAND NEW PANASONIC
CONVERTERS w/REMOTE,
VOLUME CONTROL, PARENTAL
LOCKOUT, LCR, AND MORE

SSA TV86	\$149
S7COMBO TPI550-PC w/BUILT-IN BOARD REPLACES ALL JERROLD EXCEPT BASEBAND	\$125



All prices are for 10 pieces, subject to change without notice. Some quantities may be limited. 30-Day Money Back Guarantee. One year parts and labor warranty.

1-800-854-7119

Mon-Fri 10-7 EST; Sat 10-3 EST-FAX 1-800-854-7118

EPROM+ PROGRAMMING SYSTEM USES PARALLEL PORT

EPROMS (24, 28, 32 & 40* PIN PLUS 27CXXX)
1702, 2708, 16, 32, 32A, 64, 64A, 128, 128A, 256, 512
513, 011, 010, 101, 301, 1000, 1001, 1024, 210, 020
2000, 2001, 220, 240, 2048, 4001, 4002, 040, 080, 8001
2516, 32, 64, 68764, TMS2716

FLASH EPROMS
28F256, 512, 010, 020 PLUS 29CXXX, 29FXXX

EEPROMS & NVRAMS (PLUS CXXX)
2804, 16, 16A, 17, 2864, 64A, 65, 28256, 28C010
X2210, X2212, DS1220, 1225, 1230

SERIAL EEPROMS* (8 PIN PLUS CXX)
2401, 02, 04, 08, 16, 32, 65, 2444, 59C11, 8572, 82, 92
9306, 46, 56, 66, 16811, 911, 80011A, ER1400/58657

BIPOLAR PROMS* (16 THROUGH 24 PIN)
74SXXX AND 82SXXX FAMILY


MICROCONTROLLERS* (UV, EE AND FLASH)
8741, 42, 48, 49, 8751, 87C51, 8752, C52, 87C5XXX
87C75X, 89C51, 52, 68705, 68HC705, 68HC711E9
PIC16C5X, PIC16C6X, PIC16C7X, PIC16C8X

*ADAPTER REQUIRED - ASSEMBLED ADAPTERS AVAILABLE / DETAILED DIAGRAMS INCLUDED

- SOFTWARE - READ, VERIFY, PROGRAM, COPY, DISK FILE LOAD & SAVE, CHECKSUM, PLUS A FULL SCREEN BUFFER EDITOR WITH 20 COMMANDS
- READS INTEL HEX, MOTOROLA S-RECORD AND BINARY FILES
- FAST! - MANY DEVICES PROGRAM IN UNDER 10 SECONDS
- RUGGED (9" X 6" X 3"), PORTABLE ENCLOSURE WITH CARRY HANDLE DESIGNED FOR BENCH AND FIELD SERVICE.
- ACCESSORY CONNECTOR FOR FUTURE EXPANSION
- LED INDICATORS SHOW POWER, PROGRAMMING & SYSTEM STATUS
- MADE IN THE USA - 30 DAY MONEY BACK GUARANTEE - 1 YR WARRANTY
- SYSTEM INCLUDES: PROGRAMMING UNIT, POWER PACK, CABLE PRINTED MANUAL AND SOFTWARE

ANDROMEDA RESEARCH
P.O. BOX 222
MILFORD, OHIO 45150
(513) 831-9708
FAX (513) 831-7562

**SUPPORTS OVER
600 CHIPS**



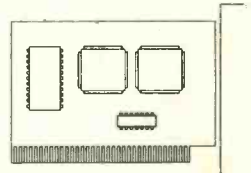
\$289



ADD \$5.00 SHIPPING - \$5.00 C.O.D.

UNIVERSAL SOFTWARE KEY EMULATOR

- Small size, low power, ISA bus
- Universal Keys emulating capability
- One board replaces many Software Keys
- No need to swap or install Software Keys switching from system to system
- Release Keys stacking problems
- Release Multiple Keys incompatibility
- Free up printer port. Keep Keys in Safe
- Stand alone operations
- Easy to use. Plug, Learn and Emulate

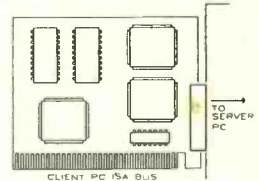


USKEY - \$179

KEY SIGNATURE ANALYZER / EMULATOR

Included all USKEY functions plus:

- Client-Server Hookup Configuration
- Captures all Client Signatures and Processing done on a Server PC
- Dynamic Signatures Learn, Emulate, or Save while Client runs Applications
- Large on-board 256K Data Pattern for multiple, large Signatures storage
- Signature Analyzer and Emulation Interactive Program Generation
- Advanced Software Key Developments Engineering Aided Probing



KSEA-7 \$279

E - TRACE INSTRUMENTS CORP.

☎ 210 - 493 - 4546

Fax 210 - 349 - 8573

Many in use. Proven Technology.

MAJOR CARDS - COD


Dealer Inquiry Welcome

Happy Emulation Guarantee.



INSTEK

ISO 9002 CERTIFIED MANUFACTURER
Test & Measuring Instruments



Oscilloscopes: 20MHz - 100MHz
some with CURSOR READOUT



Function Generators Frequency Counters-
up to (2.7GHz)



Digital Multimeters 3 1/2 - 5 1/2 digits
some with IEEE



DC Power Supplies 50 different types
including Programmables



Hi-Pots: some with combined Insulation Testers



Handhelds:
8 different models:
3 1/2 - 3 3/4 digits

For a complete catalog of Instek equipment and the
Distributor nearest you please contact:

Instek Corporation

1205 John Reed Court ■ City of Industry, CA 91745 ■ 818-336-6537 ■ FAX 818-369-1748

SKYVISION[®]



Remember the fun you had when you could do it yourself?

YOU STILL CAN!

Let *Skyvision* help.

Largest inventory of **DISCOUNT SATELLITE TV PRODUCTS** all ready for *FAST* shipping.

Complete systems • Upgrade packages.
Full line of dish antennas, receivers, feedhorns, LNBs and actuator arms.

30-50% savings with **SkyPacSM** programming.

18" Mini-dish systems and accessories.

Tools • Commercial Equipment • Books • Software.



It's **MORE** than a catalog!

Comparison Charts
Product Reviews
Tech Tips



#1 in Customer Satisfaction

Call Now. It's FREE 800-334-6455


Skyvision[®] • 1046 Frontier Drive • Fergus Falls, MN 56537
International 1-218-739-5231 • Fax 218-739-4879

54,123

ELECTRONIC COMPONENTS

Whether you order 1 part or all 54,123...MOUSER stocks and...ships same day!!

CALL...(800) 992-9943



for your
FREE
CATALOG

958 North Main St.
Mansfield, TX 76063


MOUSER[®] ELECTRONICS

Sales & Stocking Locations Nationwide

Tired of Paying Rent
To Your Cable Company?

**WHY RENT WHEN
YOU CAN OWN?**

TAKE CONTROL OF YOUR TV!!!



IT'S LEGAL!
Cable TV Converters
& Remotes

CALL TODAY!!!
1-800-228-2677

Mon. thru Fri. / 8 am - 8 pm
Saturday / 9 am - 2 pm




P.O. Box 1282 • Beloit, WI 53511


BOSS
DISTRIBUTORS

- Over 5 Yrs. Experience
- Excellent Customer Service
- Prompt Delivery Anywhere
- Tell Your Friends About Us
- Call Today For Our LATEST SPECIALS!

MEREDITH[®] INSTRUMENTS




RUBY LASER ASSEMBLIES \$295.00



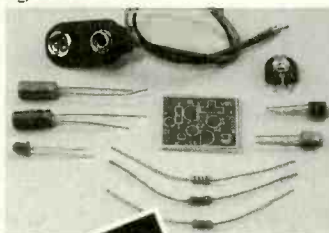
LASER DIODES

New 670 nm 5 mW laser diodes **\$20.00**
New 635 nm 5 mW laser diodes **\$75.00**



GREEN-YELLOW OR ORANGE HE-NE LASER KIT

We now offer alternative wavelength helium neon lab lasers from **\$195.00**. Add or mix these brilliant colors to your red light show!



LASER DIODE DRIVE CIRCUIT KIT

Its compact size, 19 x 25 mm, is about the smallest that can be made without the use of ICs or surface mount components.

\$15.00



**FREE SHIPPING
ON ORDERS
OVER
\$100.00**

Call Or Write For A **FREE CATALOG**
On **LASERS & OPTICS**


PHONE: (602) 934-9387
FAX: (602) 934-9482

5035 N. 55TH AVE., #5, P.O. BOX 1724,
GLENDALE, AZ 85301

RAINBOW

KITS

The 10GHz Transmitter is back...



The "ZAPPER II"

With it's new and improved design it will not only test your radar detector... BUT it's tuned to the amateur radio band.


- While your out on American highways personally test yours and your fellow travelers radar detectors.

The "ZAPPER II" is a 10.450 GHz to 10.550 CW oscillator. It has a code key jack installed for those who want to send Morse code.

BUILT \$49⁹⁵ KIT \$39⁹⁵

TV NOTCH

FOR CHANNELS 2 thru 22 ONLY



FILTERS

Our TV filters eliminate unwanted TV channels or interference that alters both sound and video with a beep beep beep. Works on cable channels 2 thru 22) only.

NOTE: All TV Filter Kits are sold for educational purposes only. You must obtain permission from your local cable company before using these filters on your cable system.

DF-222 KIT \$14.95



This Manual contains schematics, parts lists & P.C. board layouts for many of the Rainbow Kits. Use your own parts to construct our kits.

KIT BOOK

\$14.95 \$9.95 with the purchase of any kit.

Please add sufficient postage First lb \$5.00 Canada \$7.00 Additional LB. Add \$1.00 US FUNDS ONLY We will accept telephone orders for Visa or Mastercard



To Order Call 317-291-7262



ELECTRONIC RAINBOW INC

6254 LaPas Trail • Indianapolis, IN 46268 FAX 317-291-7269

5K

FM STEREO TRANSMITTER

Own your own FM radio station. Any stereo signal you plug into the FMST-100 will be transmitted to any FM radio tuneable from 76 to 108MHz FM. Transmit a wireless link through an auditorium, from your car to your camper, listen to your CD's while mowing the lawn, Play music on one channel sing on the other. Clarity is excellent, aprox. 40dB stereo separation. Length of antenna determines the distance of transmission. Complete with stereo input level controls & crystal for stereo separation. 9v battery operation. SIZE: 1.5" x 2.5" x 3"

FMST-100 KIT \$29.95 / Cabinet \$8.95

PHONE TRANSMITTER

Small but mighty, it fits anywhere. Phone line powered, never needs batteries. Transmits both sides of a phone conversation loud and clear, wireless, to any FM radio at great distances. Variable tunes from 70MHz to 130MHz FM. You can also use it as a speaker phone. SIZE: 1.25" x .6"

TEL-B1 KIT \$12.95 BUILT \$29.95

SUPERSNOOPER BIG EAR

Listen through walls, hear conversations across the room. Add a parabolic reflector and hear blocks away.

The BIG EAR can be hidden about anywhere. Makes an ultra sensitive intercom. Can be used as a 1.5W AMP. We supply a mini-electret mike in the kit. Power requirement 6 to 12v DC. SIZE: 1.75" x 1"

AA-1 KIT \$10.95 BUILT \$29.95

WIRELESS FM MICROPHONE

Small but mighty this little jewel will out perform most units many times its price. It really stomps out a signal.

The WM-1 kit is a buffered wireless mike that operates from 80MHz to 120MHz FM, the frequency of any broadcast FM radio. Includes a mini-electret mike. 6 to 12v DC. SIZE: 1.25" x 1"

WM-1 KIT \$14.95

DC VOLTAGE MONITOR

If battery status is important, you need this kit. This kit uses 7 LEDs to monitor 12v DC in 1v, 1/2v, or 1/4v steps. Monitor 8v or 5v in 1/4v steps. Great for boats, motor homes, model planes or race car ni-cads. All parts and instructions are included. SIZE: 1.3" x 2.7".

VM-1 KIT \$7.95

STROBE LIGHT

Do you need an attention getter, warning light, or flashing light for model airplanes?

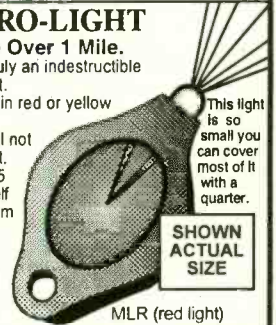
Then this kit is for you. Use it as an emergency light for your auto, radio tower, even use it on your bicycle. Has a variable flash rate. Power requirement 6 or 12v DC. Size 3.5"x1.9"

ST-1 KIT \$9.95

MICRO-LIGHT Visible Over 1 Mile.

This is truly an indestructible flash light.

- Comes in red or yellow light.
- Bulb will not burn out.
- Uses a 5 year shelf life lithium battery.
- Case made of tough ABS.



This light is so small you can cover most of it with a quarter.

SHOWN ACTUAL SIZE

MLR (red light) MLY (yellow light) CHOICE \$9.95

4.0mW Laser Diode

Great for making a gun sight, use as a transit, makes a super experimenters project.



The beam is visible with a wavelength of 670 nm. Size of beam is 6mm at 5 meters. Power requirement 3 volts DC at 85mA. Size: 10.5mm x 18.5mm

LDM-5 New Low Price \$59.95

VOICE ACTIVATED SWITCH


This VOX circuit can be used to operate a tape recorder, ham radio, CB radio, or turn on an alarm. The VOX-1 kit has 100MA of output that operates a relay, light, motor, ? What could you do with a sound activated switch? Power requirement 7.5 to 18vDC. SIZE: 1.5" x 1.3"



VOX-1 KIT \$6.95

WIDE BAND PREAMP

The ideal preamp for scanners, hand held radios, frequency counters. Amplifies low level



(weak) signals. If the signal is extremely low 2 amps can be used in series. 1MHz to 2.5GHz @ 2.8dB NF. 1dB compression = +0 dBm. Gain: 1MHz=20dB to 2.5GHz=6dB. Power requirement 12v DC @ 6Ma. SIZE: 1.2" x .8"

WBA-6 KIT \$19.95



THE GIANT BLACK BOOK OF COMPUTER VIRUSES is an amazing technical introduction to computer viruses! Over 670 pages long, it covers *everything*, from the simplest 44-byte virus to advanced Darwinian evolving viruses, and viruses for advanced operating systems like OS/2 and Unix. It contains full source for your own anti-virus programs, and for 37 different viruses, as well as detailed explanations which will lead you to mastery of this mysterious and complex subject! **\$39.95+3.00 shipping**

THE COLLECTION CD-ROM is the perfect companion to *The Giant Black Book*! It contains nearly 5000 live computer viruses, 12 megabytes of source code for viruses, virus creation tools and mutation engines, Trojan Horse programs and source for them, not to mention tons of journals and text files (both above ground and underground) about viruses! Also includes the latest anti-virus software. **\$99.95+7.00 shipping.**


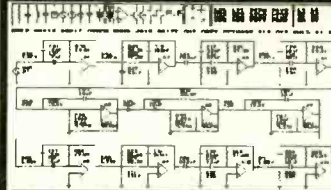
Call (800)719-4957 or send your order to:

American Eagle Publications Inc.
P.O. Box 1507, Show Low, AZ 85901

or circle rdr svc # for **FREE** catalog and **FREE** special report!

CIRCLE 336 ON FREE INFORMATION CARD

Electronic Engineering Works 4.0



1 LINEAR AC/DC CKT ANALYSIS

Active & Passive circuits. Up to 70 nodes, 225 elements. Models for active devices. Calc, Plot & Print AC voltages & currents. Calc DC current, voltage & power. Plots: Lin, Log, Semi, Polar, etc.

2 LINEAR TRANSIENT CKT ANALYSIS

10 Programmable input Transients. Active, passive ckt's. Up to 70 nodes, 225 elements. Models for active devices. Calc, plot & print output Transient voltages. Calc dc current, voltage & power. More

3 ACTIVE FILTERS DESIGN

Design/Analyze active LPF, BPF, HPF, Butterworth, Chebyshev, Bessel & All pass filters. Plot response.

4 TRANSIENT SYSTEM ANALYSIS

Calc, plot transient response of system H(s). 14 Input Transients. Inverse Laplace. Edit H(s). More

5 POLYNOMIAL OPERATIONS

Calc polynomials Roots, Product & Coefficients

11 INTEGRATED AC/DC CKTS WITH SCHEMATIC DRAW

\$29.99

12 INTEGRATED TRANSIENT CKTS WITH SCHEMATIC DRAW

\$29.99

13 POWER SUPPLY DESIGN AND ANALYSIS

\$39.99

14 INTEGRATED DIGITAL CKTS DESIGN WITH DRAW

\$29.99

6 CONTROL SYSTEMS

Calc & Plot Root Locus, Nyquist, Bode of any H(s). Calc Gain/Phase Margins & stability. Add, delete poles or zeros.

7 MAG/PHASE GRAPHICS

Calc, plot mag/phase of any H(s). More

8 FUNCTION GRAPHICS

Calc, plot, edit any of 99 useful Math functions as desired. Multiplot. More.

9 DATA GRAPHICS

Plot up to 400 data points in 9 formats. Lin/Log, etc. Curve fit. more.

10 CKT SCHEMATIC DRAW

Cut, Copy, Paste, Move, Merge, Check, Grid, Label, NetList, Add, Change, Delete, Print, Line & Text tools. 126 symbols. Up to 100 nodes, 1000 elements. More. Mouse Required.

★ Full EE Works 4.0 (All 14 modules) \$129.99

★ EE Works with manual on disk \$99.99

★ Any Single Module (except 11,12,13,14) \$19.99

Call/fax **1(619)384-3042** or send check or m.o.

VISA/MC ACCEPTED. \$5.95 SHIPPING. CA ADD 7.25% TAX

GEOBAN ENGINEERING, PO BOX 658, RIDGECREST CA 93556


\$449⁹⁵

Device Programmers

\$139⁹⁵

48 PIN ZIF

Connects to standard PC parallel printer port



9 1/2 x 5 3/4 x 1 1/4

EMP-20

- Easy to use software, on-line help, full screen editor

- **Fast Programming (EMP-20)**

27C010A, 23 seconds

28C020, 34 seconds

27C040, 95 seconds

- **Made in USA**

- 1 Year Warranty

- Technical Support by phone

- 30 day Money Back Guarantee

- FREE software upgrades available via BBS

- Demo SW via BBS (EM20DEMO.EXE) (PB10DEMO.EXE)


- **E(e)proms** 2716 - 8 megabit, 16 bit 27210-27240, 27C400 & 27C800,

- **Flash** 28F256-28F020, (29C256-29C010 (EMP-20 only))

- **Micros** 8741A, 42A, 42AH, 48, 49, 48H, 49H, 55, 87C51, 87C51FX, 87C751, 752

- **GAL, PLD** from NS, Lattice, AMD-16V8, 20V8, 22V10 (EMP-20 only)

PB-10 Internal Card for PC



2 ft. Cable

40 PIN ZIF

FOR MORE INFORMATION CALL

4630 Beloit Drive, Suite 20
Sacramento, CA 95838
(Monday-Friday, 8 am-5 pm PST)

NEEDHAM'S ELECTRONICS, INC.



C.O.D.



(916) 924-8037

BBS 916-924-8094

FAX 916-924-8065

CIRCLE 257 ON FREE INFORMATION CARD

www.americanradiohistory.com

DALBANI

the ultimate saving source

For over then ten years, **DALBANI CORP.** was, and still the ultimate saving source . **DALBANI CORP.** is a national and International distributor of quality electronic parts and components servicing the wholesale, retail and manufacturing industry.

Since finding the parts you need should not be a major task, **DALBANI CORP.** maintains a huge stock of the most popular parts that are hard to find. Our service, low prices and quality reflects our commitments to our customers.

DALBANI CORP. keeps customers informed of the latest new items, that gets to our warehouse, thru publications. The multilingual sales dept. coupled with the state of the art computerized order processing, enable us to offer prompt and efficient service to benefit the customer.

We, offer many shipping options. Company checks, COD's, Cash and major credit cards are accepted. There is a \$20.00 minimum order.


We meet our customer needs



For a free 192 catalog please call
TOLL FREE 1-800-DALBANI



**Digital
Multimeter**



**Large Line Of
Semiconductors**



Oscilloscopes



VCR Heads Replacements



**Soldering
Equipments and Tools**



4225 NW 72nd. Miami, Florida 33166

Telephone : (305) 716-1016 or Fax : (305) 594-6588

Business Hours : monday thru Friday 9:00 am to 7:00 pm eastern time


CIRCLE 234 ON FREE INFORMATION CARD

www.americanradiohistory.com

MORE POWER!

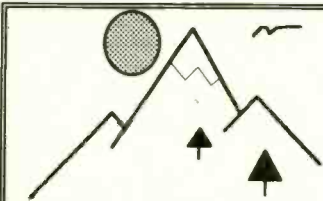
68HC11, 80C51 & 80C166

AM Research supports over 30 of the most popular Embedded Controllers with a highly integrated **hardware** and **software** development system.



- ☑ More Microcontrollers
- ☑ Faster Hardware.
- ☑ Faster Software.
- ☑ More Productive.
- ☑ More Tools & Utilities.
- ☑ Incredibly Dense ROM.
- ☑ Single Chip Capable.
- ☑ Outstanding Support.

Call or write for a free full line brochure



AM Research The Embedded Controller Experts

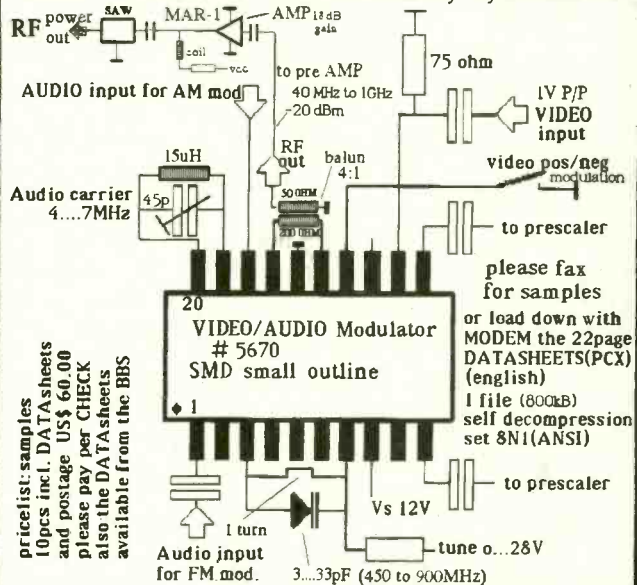
Orders (800) 949-8051
 Info (916) 652-7472
 fax (916) 652-6642
 bbs (916) 652-7117
 email sofia@netcom.com
 4600 Hidden Oaks Lane
 Loomis, CA 95650

VIDEO-AUDIO Modulator

switchable FM/AM Audio

Application for: all TV-STANDARDS (NTSC-SECAM-PAL)

CATV-Modulator.Computer.TV-Transmitter
 Video-Generator, Video security systems etc.



pricelist: samples
 10pcs incl. DATASheets
 and postage US\$ 60.00
 please pay per CHECK
 also the DATASheets
 available from the BBS

please fax for samples
 or load down with
 MODEM the 22page
 DATASHEETS(PCX)
 (english)
 1 file (800kB)
 self decompression
 set 8NI(ANSI)

PICOTRONIC communication
 Zollamtstr. 48
 67663 Kaiserslautern
 GERMANY

FAX ++ 49 631 29579
 BBS ++ 49 631 21048
 Tel ++ 49 631 29187



STEPPER MOTOR KIT \$16.95

THE EVER POPULAR STEPPER MOTOR KIT IS YOUR CHANCE TO LEARN ABOUT STEPPER MOTOR OPERATION WITHOUT SPENDING A FORTUNE. EXPERIMENT WITH STEPPER MOTOR CONTROL, SPEED, AND DIRECTION. FEATURES INCLUDE VARIABLE SPEED, STEP, RANGE, DIRECTION, AND ON/OFF CONTROLS AS WELL AS LED INDICATORS. KIT INCLUDES 4-PHASE STEPPER MOTOR (7-1/2 DEGREE STEPS), CIRCUIT BOARD, AND COMPONENTS. REQUIRES 12 VDC POWER SOURCE.

GEARHEAD STEPPER MOTOR KIT \$26.95

THE SAME GREAT STEPPER MOTOR KIT DESCRIBED ABOVE, FEATURING A HIGH-TORQUE 12VDC GEARHEAD STEPPER MOTOR. THE 10:1 GEARHEAD PRODUCES 1.5 DEGREE STEPS. GREAT FOR ROBOTICS!



gateway

ELECTRONICS, INC

8123 PAGE BLVD * ST. LOUIS, MO 63130

(314)427-6116

9222 CHESAPEAKE DR. * SAN DIEGO, CA 92123

(619)279-6802

2525 FEDERAL BLVD. * DENVER, CO 80211

(303)458-5444

MAIL ORDERS CALL TOLL-FREE

1-800-669-5810

FAX ORDERS (314)427-3147

ELECTRONICALLY SPEAKING,
 GATEWAY'S GOT IT!

12 VDC to 110 VAC Power Inverter* \$44.50

Plugs into your cigarette lighter so you can hop in your car or van and power those household appliances (upto 100 watts, so better keep the washer/dryer at home!). Great for TV and VCR on those long road trips to Aunt Matilda's, roughing it at the campsite with the food processor, or any other application you can think of.

Unit features modified sine wave operation, 2% frequency stability, low battery cutoff and low battery alarm.

*mailorder customers: please include \$7.50 shipping and handling for this item.



Passive Infra-red Talking Motion Detector III! \$27.50

"Stay out of that refrigerator!", "Watch your step!" ... The possibilities are mind-boggling with this talking motion detector. You speak into it to record your message (upto 12 seconds long), turn the unit on, and instantly your voice (or your mother-in-law's) reminds anyone in the vicinity that you were expecting them. Message can be changed with the flip of a switch. Uses 4 AA batteries (not included), or an external power source (built-in jack). May be used independently (80 db output) or with an amplified speaker to blast your message throughout the house. Approx 4"x 3-1/2" x 1-1/2".

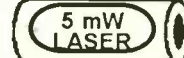


127 THERMOCOUPLES PELTIER JUNCTIONS

The peltier junction is a solid-state thermoelectric device. Current applied to the device will produce heat on one side of the device and a cold surface on the other side. Water placed on the surface will freeze or boil depending on polarity of applied voltage. Ideal for applications from 3-12 VDC -- grab a battery and let your imagination run wild! DOCUMENTATION INCLUDED!!!

Small \$20.00 (approx. 1.17" x 1.17" sq. 12")

Large \$29.50 (approx. 1.56" x 1.56" x 1.5")



5 MW LASER MODULE \$55.00

Mini 5 MW visible LASER MODULE
 WAVELENGTH 630 - 680 NM.
 3/4" x 1/2"

COMPLETE UNIT HAS A built-in power supply and an adjustable
 culminating lens.

OPERATES ON 7 volts DC

(A pair of AA or AAA BATTERIES WORK GREAT)

WARNING: AVOID DIRECT EYE CONTACT

30 pc. TAMPER-PROOF SECURITY BIT SET

\$16.95

Drive bits with hollowed tips designed for those security screws often found in computers and other modern equipment. This set includes 9 different sizes of Torx bits (TT-7 thru TT-40), 4 sizes of square drive bits (S0 thru S3), 7 different sizes of hex bits (from 5/64 to 1/4), as well as flat and phillips bits, a socket holder, a 1/4" adapter, and a magnetic tipped handle to accommodate all the bits in the set. Handle also has a storage compartment for pocket use, and the complete set comes in a sturdy plastic storage case. Ideal for the bench or toolbox.

ultra low-profile camera with pinhole lens!
 \$175.00

For the super-spy in all of us, here's the latest in little CCD cameras. It is about 1/2" thick and about one square inch (like those little crackers that are good for you!) It can be housed in almost anything due to it's small size. Requires 12 VDC and a little imagination. This camera is a tiny 1.3"x1.3"x0.6", features a pinhole lens, a 0.4 lux 1/3 CCD sensor, 380 lines of resolution, and electronic shutter time of 1/100,000 sec. Whether you're spying on your mother-in-law or navigating your RC car, this is the ultimate in miniature surveillance.



THE FINE PRINT: PRICES SUBJECT TO CHANGE WITHOUT NOTICE * GATEWAY IS NOT RESPONSIBLE FOR PRINTING ERRORS * MASTERCARD, VISA AND DISCOVER ACCEPTED * \$10 MERCHANDISE MINIMUM ON MAIL ORDERS * SUPPLY OF SOME ITEMS IS LIMITED * PRICES DO NOT INCLUDE SHIPPING * UPS GROUND SHIPPING/HANDLING WITHIN THE CONTINENTAL U.S. (ITEMS REQUIRING ADDITIONAL AMOUNTS ARE NOTED). \$4.25 FOR THE FIRST ITEM, \$0.50 FOR EACH ADDITIONAL ITEM. RESTOCKING CHARGE MAY BE ASSESSED ON RETURNED ITEMS. DID YOU EVER STOP TO THINK, AND FORGET TO START AGAIN?



CIRCLE 243 ON FREE INFORMATION CARD

If You DON'T BELIEVE these PROFESSIONALS

Lane Norman - Normans Elec. Inc. - Atlanta GA

A cost effective solution to Desoldering Equipment at less than half the price of most equipment. It's performance is ASTOUNDING

Mike Murphy - Service Center Co - Van Nuys CA

The single best investment of repair equipment we've made. It outperforms all other desoldering tools we've used. Easier to use and least expensive

D. Monroe - Marc Electronics Virginia Beach VA
Best investment we've made. Saves time, especially with multi-sided PCB's. Extremely pleased with warranty. Failed and replaced by DEN-ON overnight

Dick Manning - Dicks Electronics - Hartland WI
The ease & speed of component removal greatly increases productive time. The SMD kit makes removal a breeze, even for inexperienced Techs.

Dave Hayes - E-H Engineering Ltd - Lincoln NE
Has been a durable & reliable desolder unit. Our use has been both lab & field application over the last 2 yrs

Bob Sorrels - Polytronics Microcomputer - Shreveport LA
We've used our SC7000 almost every day for about three years with virtually no problems. Just spend a minute each day to clean before shutting down.

George Hefner - Hefner Electronics - Coleridge NE
Being a one-man service center, I hesitated to spend the money on a desoldering tool, however all that changed when I nearly ruined a 3400 computer logic board. I use the SC7000 daily. It has cut my desoldering time by 50 to 75%.

Steven Gray - Electronic Wizards - Wichita KS
By far the best desoldering tool we've ever used. Much more suction than other similar types we've tried. No trouble with postage stamp IC's or anything else.

Dennis McMannis - Thorn Services Int. - Mabelton GA
The SC7000 has decreased my use of wick by 75% and at \$25 a roll, it pays for itself within months. My total bench time is reduced by approx. 20%.

Don Cressin - Certified Electronics Serv - Ellicott City MD
We have obtained excellent results with the SC7000 including repairing high density U/V tuners. It is one of the best purchases we have made.

Doug Pettit - LuRay Electronics - LuRay VA
We found that the SC7000 not only saves money vs. wick, but saves valuable time in troubleshooting. It allows you to be more accurate in removing SMD's.

Harold Smedberg - Smedberg Electronics - Custer MI
The SC7000 has reduced my damage to PC boards by 90%. It has also decreased my desoldering time by 50%. The best priced tool on the market.

Paul Horvat - Service Excellence Inc. - Dumont NJ
It has made a almost impossible job (desoldering a 64 pin CPU) a piece of cake. Glad I found you.

call FOR Your 15 DAY

FREE TRIAL

on our **DEN-ON SC7000** Desoldering Tool

or order **TODAY** For Lowest Prices
We accept Visa, M/C, A/E, Discover, COD Company Check, & P.O.'s from qualifying companys

1-800-394-1984
or Fax (316) 744-1994

Purchase in advance and receive a 30 DAY MONEY BACK GUARANTEE

HOWARD ELECTRONIC INSTRUMENTS INC
6222 N. Oliver Wichita, KS 67220
Evaluated in Electronics Now, Jan. 1994

SHOW TIME CABLE

Your Cable Connection To The Stars!

Order your **FREE** catalog today!
1-800-643-4258



STARGATE SST

- Converters & Descramblers
- All Makes & Models
- Quantity Discounts
- 30-day Money Back Guarantee
- Best Warranties

Show Time Cable
643 N 98th St STE 260
Omaha, NE 68114

COD • MasterCard • Visa
A.nex • Discover

BEST DEALER PRICING!

CABLE DIRECT
CONVERTERS • FILTERS
DESCRAMBLERS

IMPROVE YOUR IMAGE WITH
VIDEO STABILIZERS



100% MONEY BACK GUARANTEE!

30 DAY FREE TRIAL! FREE Cable TV Catalog.



Now you can tune-in your favorite cable TV programming and **SAVE \$100'S - EVEN \$1000'S** on premium **CABLE TV EQUIPMENT.**

MODERN ELECTRONICS
1-800-906-6664
2125 S. 156TH CIRCLE • OMAHA, NE 68130

PIC Microcontroller Development Tools

JM-PICE \$245

- Three tools in one: Simulation, In-circuit Emulation, and Programming.
- Up to 16 MHz In-circuit Emulation for the PIC 16C5x, 16C64, 16C71, and 16C84 in DIP Packages.
- Assembler and Simulator.
- Single step and stop at breakpoints.
- Programmer for PIC 16C5x, 16C64, 16C71, 16C84, and 17C42.
- PC-hosted, communicate via the printer port.

80C552

Development System

- 8051 core processor with 8 channel 10-bit A/D and PWM.
- 24 more I/O and RS-232 port.
- 32K ROM and 64K RAM.
- \$120 each SBC, high performance development system features assembler, disassembler, monitor and example programs, real-time execution and debugging (\$70 more).

68HC11

Development System

- Eight channel 8-bit A/D converter.
- 32K ROM and 32K RAM.
- \$120 each SBC, 40x2 LCD \$20.
- Add \$70 for the real-time integrated development system.
- Other CPU Development Systems and custom design are also available.

ROMY-16 EPROM EMULATOR

- Emulates ROMs or RAMs in 8- and 16-bit systems.
- Optional assembler, disassembler, and ROM-debugger \$100 each CPU.
- \$195 (2716-27256) or \$245 (2716-27010). 90 day warranty, 15 day money back guarantee.

Universal Microprocessor Simulator/Debugger V2.1

- Assembler, Disassembler, and windowed symbolic Simulator/Debugger.
- Simulates 8048, 8051, 8085, Z8, Z80, 64180, 6800, 6801, 6805, 6809, 68HC11, 6303, 6502, and 65C02.
- \$100 each CPU.

J&M Microtek, Inc.

83 Seaman Road, W Orange, NJ 07052
Tel:(201)325-1892 Fax:(201)736-4567

CALL TOLL FREE
1-800-292-7711
1-800-445-3201 (Can)

C&S SALES

EXCELLENCE IN SERVICE

**WRITE FOR
FREE CATALOG**



**Line Tracker
MV-963
\$52.95**
(Infra-red Sensor)
The robot follows
a black line
on white paper
Preassembled PCB



**Dual-Display
LCR Meter
w/ Stat Functions
B+K Model 878
\$239.95**
Auto/manual range
Many features
with Q factor
High Accuracy

Electronic Tool Kit Model TK-1000
A professional organizer tool kit at affordable prices. No student should be without this unique tool kit that holds all the tools you need.
Including:

- Diagonal Cutter
- Long Nose Pliers
- 6" Wire Stripper
- Solder 60/40
- 6" Screwdriver
- 6" Phillips Driver
- Safety Goggles
- IC Puller
- 3pc Nut Drivers
- Iron 25W
- Iron Stand
- Solder Wick
- Desoldering Pump
- 5 pc Solder Ease Kit
- 6pc Precision Screwdrivers

\$39.95



**Robotic Arm
Y-01
\$49.95**
(Wired Control)
Movement grabs
& releases,
lifts & lowers,
pivots from side to side



**Stereo Cassette Player
Kit
Model
TR-18K
\$16.95**
Headphones
Included



**Digital
Multimeter
EDM-83B
\$175.00**
Almost every
feature available
Bargain of
the decade



**Elenco
LCR + DMM
LCM-1950
\$79**
12 Functions
Freq to 4MHz
Inductance
Capacitance



**Digital
Capacitance
Meter
CM-1555
\$49.95**
Measures capacitors
from .1pf to 20,000µf



**Digital
LCR Meter
LCR-680
\$79.95**
3-1/2 Digit
LCD Display
Inductance
1µH to 20MΩ



**Function Generator
GF-8026
\$239**
Int/Ext
Operation
Sine, Square, Triangle, Pulse
Ramp, .2 to 2MHz, Freq Ctr



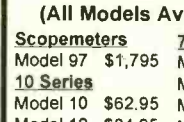
**3-3/4 Digit Multimeter
BK-390
\$139.00**
0.1% DCV acy
Analog bar graph
Auto/manual ranging
Capacitance meas
Temperature probe



**Digital
Multimeter Kit
w/ Training Course
M-2665K
\$49.95**
Full function 34 ranges
Ideal school project
M-2661 (Assembled) \$55.00



**Frequency Counter
F-1225
\$225.00**
8 Digit LED display
Wide meas range
High sensitivity
Data hold function
Input impedance 1MΩ or 50Ω
10:1 input attenuation function



**Fluke Multimeters
(All Models Available Call)**
Scopemeters **70 Series**
Model 97 \$1,795 Model 7011 \$69.95
10 Series Model 7311 \$97.50
Model 10 \$62.95 Model 7711 \$149
Model 12 \$84.95 Model 7911 \$175
20 Series **80 Series**
Model 2911 \$175 Model 87 \$289



**Triple Power
Supply
XP-620
By Elenco
\$75.00**

3 fully regulated supplies; 1.5-15V @ 1A, -1.5 to -15V @ 1A or 3-30V @ 1A & 5V @ 3A Kit XP-620K \$49.95



**Quad Power
Supply
XP-581
By Elenco
\$79.95**

Four supplies in one unit; 2-20V @ 2.5A, 5V @ 3A, -5V @ .5A and 12V @ 1A. All regulated and short protected



**High Current DC
Power Supply
BK-1686 \$169.95**
3 to 14 VDC Output
12A @ 13.8V
For servicing high
power car stereos,
camcorders, ham radios, etc.
Connect 2 or more in parallel

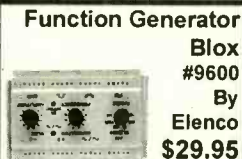


**Wide Band
Signal
Generators
SG-9000
\$124.95**
RF Frequency 100K-450MHz
AM modulation of 1KHz Variable
SG-9500 150MHz \$239.00

**Telephone Kit
PT-223K
\$14.95**



Available
Assembled
PT-223
\$15.95



**Function Generator
Blox
#9600
By Elenco
\$29.95**
Kit \$28.95
Sine, Triangle, Square Wave

**Learn to Build & Program
Computers with this Kit**



**MM-8000
By Elenco
\$129.00**

From scratch you build a complete system. Our Micro-Master trainer teaches you to write into RAMs, ROMs and run a 8085 microprocessor, which uses similar machine language as IBM PC.

**Digital/Analog Trainer
Complete Mini-Lab For Building,
Testing, Prototyping Analog and Digital**



**By Elenco
in U.S.A.**

**XK-525
\$159.95
Kit
XK-525K
\$129.95**

Designed for school projects, with 5 built-in power supplies. Includes a function generator with continuously variable, sine, triangular, square wave forms. All power supplies are regulated and protected against shorts.

**AM/FM Transistor
Radio Kit
with Training Course
Model AM/FM 108
\$29.95**

14 Transistor, 5 Diodes
Easy to build because
schematic is printed on the PCB
Makes a great school project
Model AM-550 AM Only \$17.95

**Telephone Line
Analyzer**



Kit TT-400K \$19.95
Assembled TT-400 \$26.95

WE WILL NOT BE UNDERSOLD
UPS SHIPPING: 48 STATES 5%
IL RES 7.5% TAX (\$3 min \$10 max)
OTHERS CALL

C&S SALES INC.

150 WEST CARPENTER AVENUE WHEELING, IL 60090
FAX: 708-520-0085 (708) 541-0710



**15 DAY MONEY BACK
GUARANTEE
FULL FACTORY WARRANTY**
PRICES SUBJECT TO CHANGE WITHOUT NOTICE


**FREE PROBES
WITH ALL
SCOPES**

**ELENCO ♦ HITACHI ♦ B+K
SCOPES
AT GUARANTEED LOWEST PRICES**

**WRITE FOR
FREE
CATALOG**

QUALITY - ELENCO OSCILLOSCOPES

2-YEAR WARRANTY



60MHz


S-1360 \$775

Delayed Sweep

S-1365 \$849

Cursor Readout

- ♦ Voltage, Time
- ♦ Frequency differences displayed on CRT



40MHz

S-1340 \$495

2- Channel

S-1345 \$575

Delayed Sweep

- ♦ Beam Find
- ♦ Component Tester



25MHz

S-1325 \$325

2- Channel

S-1330 \$449

Delayed Sweep

- ♦ Beam Find
- ♦ Component Tester

Dependable Equipment at Affordable Prices

B+K 20MHz

2 Channel

Model 2120 \$389.00



Delayed Sweep

Model 2125 \$539.95

40MHz DUAL-TRACE

**Model 1541B
\$749.95**

- 1mV/div sensitivity
- Video sync separators
- Z axis Input
- Single sweep
- V mode-displays 2 signals unrelated in frequency

60MHz DUAL-TRACE

**Model 2160
\$949.95**

- 1mV/div sensitivity
- Sweep to 5ns/div
- Dual time base
- Signal delay line
- Component tester
- V mode-displays 2 signals unrelated in frequency

100MHz THREE-TRACE

**Model 2190
\$1,379.95**

- 1mV/div sensitivity
- Sweeps to 2ns/div
- Dual time base
- Signal delay line
- 19kV accelerating voltage
- Calibrated delay time multiplier

**20MHz ANALOG with
DIGITAL STORAGE**

**Model 2522A
\$869.95**

- 20MHz analog bandwidth
- 20MS/s sampling rate
- 2k memory per channel
- 20MHz equivalent time sampling


HITACHI POPULAR SERIES

V-212 - 20MHz, 2 Channel	\$449.00
V-222 - 20MHz, DC Offset	\$695.00
V-422 - 40MHz, Dual Trace	\$849.00
V-522 - 50MHz, Dual Trace	\$975.00
V-523 - 50MHz, Delayed Sweep	\$995.00
V-525 - 50MHz, w/ Cursor	\$1,069.00

HITACHI COMPACT SERIES SCOPES

V-660 - 60MHz, Dual Trace	\$1,375.00
V-665A - 60MHz, DT, w/cursor	\$1,449.00
V-1060 - 100MHz, Dual Trace	\$1,549.00
V-1065A - 100MHz, DT, w/cursor	\$1,695.00
V-1085 - 100MHz, QT, w/cursor	\$2,125.00
VC-6045A - 100MHz, Digital Stor	CALL
VC-6025A - 50MHz, Digital Stor	CALL

**Elenco DS-203 20MHz, 10MS/s
Digital Storage Oscilloscope**



\$749

2K Word Per Channel • Plotter Output
8 Bit Vert. Resolution • 2048 Pts Hor.
Resolution • Much More.....

FLUKE SCOPEMETERS

A handheld instrument that combines a 50MHz, 25MS/s dual channel digital storage oscilloscope with feature-packed 3000 count digital multimeter.



Model 93 - \$1,225
Model 95 - \$1,549
Model 97 - \$1,795

- Autoset, automatically sets voltage, time & trigger
- Multimeter display;
- 3-2/3 digits (>3000 counts)
- True RMS volts; AC or AC+DC up to 600V

C&S SALES INC.

150 WEST CARPENTER AVENUE, WHEELING, IL 60090
FAX: 708-520-0085 (708) 541-0710

CALL TOLL FREE

1-800-292-7711

1-800-445-3201 (Can)



**15 DAY MONEY BACK GUARANTEE
FULL FACTORY WARRANTY
ALL PRODUCTS ARE FACTORY NEW**

PRICES SUBJECT TO CHANGE WITHOUT NOTICE

CIRCLE 332 ON FREE INFORMATION CARD

NTE

Parts Express is proud to announce that we now stock the high quality NTE line of semiconductors. NTE has been supplying the electronics industry with top notch replacement parts for over 15 years. All NTE products meet or exceed industry specifications and offer an exclusive 2 year manufacturer warranty.

Ultimate 12" AU1290 Dual VC Subwoofer

Just one listen to this 12" dual voice coil subwoofer from Ultimate will leave no doubt that this sub can shake, rattle, and roll! Works extremely well in car audio, home theatre, or satellite/subwoofer systems. Handcrafted in the U.S.A.

- ◆Power handling: 350 watts RMS/500 watts max
- ◆Voice coil diameter: 2 inch ASV voice coil ◆Impedance: 6 ohms per coil ◆Frequency response: 18-1,000 Hz
- ◆Magnet weight: 90 oz. ◆Fs: 21 Hz ◆SPL: 88 dB 1W/1m
- ◆Vas: 5.9 cu. ft. ◆Qts: .421 ◆XMAX: .41" ◆Net weight: 11 lbs.

#EN-292-710 \$115.50 (1-3) \$107.80 (4-11) \$99.90 (12-UP)



Fluke Model 12 Multimeter

The Model 12 compact digital multimeter combines basic features, high performance, low cost and Fluke reliability. It was designed for first level electrical and electronic troubleshooting. Includes 9V battery, operating manual, and test leads. Two year manufacturer warranty.



FLUKE

- Features:** ◆Measures AC/DC volts, ◆4000 count digital display, ◆Autoranging, ◆Automatic shut off, ◆Diode and continuity test, ◆1.5% accuracy, ◆V Chek™ overload protection mode, ◆Capacitance check to 999 uF, ◆0.9% accuracy, ◆Min/Max Record with time stamp, ◆Input change alert, ◆Continuity Capture™ (captures and records intermittent opens and shorts) ◆Net weight: 1 lb.

#EN-392-020 \$92.50

Technicians' Turntable

Turntable to speed repair of VCRs, TVs and more. Easily turn unit for convenient repair. Holds up to 200 lbs. Dimensions: 20" W x 15" D x 1-1/8" H. Black pebbled surface. Includes 4 anti-skid adhesive feet. Net weight: 9 lbs.

#EN-360-427 \$28.50 (1-3) \$23.80 (4-UP)



Idler Tire Kit

Have the tire you need in stock when you need it. This comprehensive kit contains 180 of the most commonly used tires in an easy-to-use case and a cross reference for 32 manufacturers crossing to over 600 VCR model numbers. A \$400.00 retail value. Net weight: 1-1/2 lbs.

#EN-400-900 \$39.95 KIT



Leatherman Tool

The Leatherman tool is an extremely versatile and durable compact toolchest you can hold in your hand ... contains 12 useful tools in one! Needlenose pliers, regular pliers, awl, Phillips screwdriver, three slotted screwdrivers, can and bottle opener, wire cutters, file, knife, and 8 inch ruler. Made of only the highest quality 100% stainless steel. Includes sturdy leather sheath. 25 year manufacturer warranty. Net weight: 5 oz.

#EN-360-990 \$39.95 (1-3) \$37.50 (4-UP)



Vifa D25TG-05 1" Poly Dome Tweeter

Excellent performance at a moderate price. This ferro fluid cooled 1" poly dome tweeter features a high loss diaphragm, user replaceable voice coil assembly, and high power handling.

- ◆Power handling: 100 watts RMS/140 watt max
- ◆Nominal impedance: 6 ohms ◆DC resistance: 4.6 ohms ◆Frequency range: 3,000-24,000 Hz ◆Magnet weight: 8.5 ozs. ◆Fs: 1500 Hz ◆SPL: 90 dB 1W/1m
- ◆Net weight: 1-1/4 lbs.

#EN-264-502 \$18.50 (1-3) \$16.80 (4-11) \$15.45 (12-UP)



Audio Generator

Square wave and sine wave generator useful for a variety of audio applications. Generates 10 Hz to 1 MHz in 5 ranges. Output voltage: 8V RMS sinewave, 10V p-p squarewave. +/- 3% dial accuracy. Output impedance: 600 ohms. Synchronization: +/- 3% of oscillation frequency per VRMS. Dimensions: 6"H x 10"W x 5"D. Includes test lead, AC power cord, and manual. One year manufacturer warranty. Net weight: 6 lbs.

#EN-390-620 \$119.00



Mini Weatherproof Speaker System

These mini weatherproof speaker cabinets are made from high impact polypropylene which is completely weather sealed making these perfect for indoor or outdoor use. These great sounding mini speakers feature a 5" polypropylene cone woofer and a mylar dome tweeter. Ideal for use as extension speakers or for surround sound. Small size blends easily into any decor. Frequency response: 130-20,000 Hz. 8 ohm impedance: 30 watts RMS, 60 watts maximum power handling capability. Mounting brackets included. Dimensions: 8" (H) x 5-1/2" (W) x 4-1/2" (D). Net weight: 10 lbs.

#EN-310-020 (Black) \$79.95 (1-3 PRS) ... \$74.80 (4 PRS-UP)



Professional Strobe Light

No top notch lighting display is complete without a powerful, high speed strobe light.

This professional unit features an ultra bright xenon flash tube, reflective bowl, variable speed control, and on/off toggle switch. A 1/16" clear plexiglass cover is mounted on brass stand-offs to protect the flash tube assembly. Includes adjustable mounting bracket. Dimensions: 9-1/2" (W) x 8-5/8" (H) x 6-7/8" (D). Net weight: 7 lbs.

#EN-243-072 \$92.80



6-1/2" Two Way In-Wall System

This is our most popular in-wall. You won't believe how good these really sound. Big enough to produce great home theater sound and still fit everyone's budget. Put a pair in every room of your house. Great for front or rear speakers in your surround system. The 6-1/2" polypropylene woofer and 1" textile dome tweeter were specially designed with home theater in mind. The crossover network utilizes a mylar capacitor for crisp clean highs. 3 piece design make installation in new or existing walls a snap. Textured ABS frame and steel mesh grill are spray paintable to match (or blend into) any decor. Speaker front plate is "blacked out" for cleaner "through grill" appearance. System comes with speaker assembly, removable metal grill, heavy steel backer plates, screws and hardware, hole cut-out template, paint mask, and detailed installation instructions.

Specifications: ◆6-1/2" polypropylene cone woofer with poly foam surround. ◆1" textile dome tweeter/midrange. ◆8 ohm impedance. ◆3 component L/C crossover network. ◆Frequency response: 50-20,000 Hz. ◆Power handling capability: 60 watts RMS/100 watts max. ◆Sensitivity: 89 dB 1W/1M. ◆Overall dimensions: 8-1/2" W x 12" L x 3-1/2" D. ◆Hole size: 7-1/4" x 10-3/4". ◆Fits into standard 2" x 4" wall. ◆Net weight: 12 lbs. per pair.


#EN-300-036 \$104.95 (1-3 PRS) \$96.50 (4-11 PRS) \$85.50 (12 PRS-UP)



Troubleshooting And Repairing Consumer Electronics Without A Schematic

A common problem faced by repair technicians is having to troubleshoot electronic equipment without a schematic. With hundreds of illustrations, this indispensable guide demonstrates how to locate, test, and repair amplifiers, TVs, CD players, radios, power supplies, and more. Written by Homer L. Davidson. 320 pages. Copyright: 1994. Net weight: 1-1/4 lbs.


#EN-500-305 \$22.95 EACH



Isotip Butane Soldering Iron

The ideal soldering iron for field repairs where no AC power is present. Operates for up to 100 minutes of continuous soldering per refill. Uses standard butane (not included) available at most stores. Tip temperature is adjustable up to 1067° F. Iron also comes with a torch attachment which easily screws on in place of the soldering tip. As a torch, one refill will provide up to 1 hour of continuous flame. Temperature is adjustable up to 2372° F. A protective cap with a built-in striker and 2.4mm tip are included. Limited one year warranty.

#EN-370-235 \$26.95 EACH



Parts Express™
340 East First St.
Dayton, Ohio 45402-1257
Local: 513-222-0173
FAX: 513-222-4644

◆30 day money back guarantee ◆\$20.00 minimum order ◆We accept Mastercard, Visa, Discover, and company C.O.D. orders ◆24 hour shipping ◆Shipping charge = UPS chart rate + \$1.90 (\$5.00 minimum charge) ◆Hours 8:00 am - 8:00 pm ET, Monday - Friday 9:00 am - 5:00 pm Saturday. Mail order customers, please call for shipping estimate on orders exceeding 5 lbs. ◆Foreign destination customers please send \$5.00 U.S. funds for catalog.

Parts Express™

3-In-1 Universal Remote

This remote will operate any remote controlled cable box, TV or VCR at just a fraction of the cost of a factory replacement! This unit is already preprogrammed to include the most common codes. It is attractively styled, durable, and easy to set up and operate. The manufacturer even offers a toll free consumer help line to answer questions and provide customer assistance. Requires 2 AAA batteries (not included).



#EN-180-565 \$11.95 (1-9) \$9.95 (10-UP)

The Wet Look™


The Wet Look™ is a new generation of high gloss polymers formulated especially for the speaker industry. This superior coating provides a protective "coat of armor" for your paper cone speakers. A special UV inhibitor has been added to reduce the decaying effects of the sun's ultraviolet rays. The Wet Look™ makes paper cones resistant to water, humidity, sun, and salt. Best of all, it's easy to apply and cleans up with soap and water. 1 pint can.



#EN-340-510 (Clear) \$8.95 EACH
#EN-340-512 (Black) \$8.95 EACH

72 Pin Game Cartridge Connector

Quality replacement for the game cartridge connector used in Nintendo Entertainment Systems (NES). Repeated loading and removal of game cartridges damages the connector contacts and produces symptoms such as a flashing blank screen or distorted picture. Revitalize your unit by replacing the game connector. It's simple; there is no soldering required and only a phillips head screwdriver is needed to complete installation in minutes! Our replacement connector has gold plated game contacts for long life, superior conductivity, and resistance to oxidation. One year warranty.



#EN-091-900 \$8.95 (1-9) \$7.95 (10-UP)

BigFoot™


"Copper tip" design standard 1/4" phone plug. Unsurpassed quality ensures low noise and high conductivity connection. All metal/nylon construction with external solder connections. Insulator sleeve included. 5/16" ID barrel. Made in the U.S.A.



#EN-092-200 (Mono) \$2.25 (1-9) \$1.95 (10-9) \$1.75 (50-UP)
#EN-092-206 (Stereo) \$3.25 (1-9) \$2.90 (10-9) \$2.65 (50-UP)

RS-232 A-B Switch

High reliability rotary type switch. Fully shielded, heavy gauge steel construction with gold plated connectors. All lines switched through (except ground). Used to switch multiple printers or computers. Full one year warranty. Net weight: 1-3/4 lbs.



#EN-130-010 \$9.95 (1-2) \$8.95 (3-9) \$7.95 (10-UP)

Printer Cables

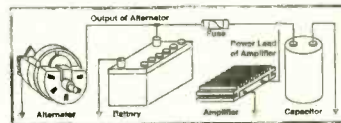
25 pin male RS-232 to 36 pin male Centronics connector. Fully shielded and molded cable with all 25 conductors connected. Convenient thumbscrew hardware on the RS-232 connector.



Part #	Length	Price (1-9)	Price (10-49)	Price (50-UP)
EN-130-220	6 ft.	\$4.50	\$3.90	\$2.90
EN-130-225	10 ft.	5.50	4.95	3.75
EN-130-227	15 ft.	8.50	7.90	5.90
EN-130-228	25 ft.	10.90	9.50	7.90
EN-130-229	50 ft.	19.80	17.50	14.90

Car Stereo Power Supply Capacitors

Most car amplifiers' power supplies simply lack the capability to produce large amounts of instantaneous power. These computer grade, car stereo capacitors work by storing energy and supplying, on demand, a quick burst of energy to the power amplifier. The result is tremendous bass punch and dramatically improved transient response. Feature gold plated terminals.



Part #	Value	Voltage	Dimensions	Weight	Price (1-15)	Price (16-UP)
EN-029-1000	1,000,000 uf	16 VDC	3" (dia.) x 8-1/2"	3 lbs.	\$59.80	\$52.80
EN-029-100F	1,000,000 uf	20 VDC	3" (dia.) x 8-1/2"	3 lbs.	79.80	73.50



Video School videos make it easy for anyone to comprehend the complex operations of VCRs, camcorders, and more. From How to Clean VCRs for the video rental store, to Minor Camcorder Repair for the advanced service shop. There is something for everyone! These tapes also make great new employee orientation videos.

Electronic Video Library


Save over \$25.00 by purchasing this complete library of six Video School instructional videos. You'll receive VCR 1-How To Clean VCRs, VCR 2-Minor VCR Repair I, VCR 3-Minor VCR Repair II, VCR 4-Common VCR Malfunctions, VCR 5-Diagnosing Video Heads, and Cam 1-Minor Camcorder Repair. Net weight: 5 lbs.



BUY THE SET AND SAVE!

#EN-505-550 \$195.00 EACH

Part #	Description	Price
EN-505-010	VCR 1, How To Clean VCRs	\$28.95
EN-505-020	VCR 2, Minor VCR Repair I	38.95
EN-505-025	VCR 3, Minor VCR Repair II	38.95
EN-505-050	VCR 4, Common VCR Malfunctions	38.95
EN-505-035	VCR 5, Diagnosing Video Heads	38.95
EN-505-030	VCR Test Patterns Alignment Tape	23.95
EN-505-040	Cam 1, Minor Camcorder Repair	38.95
EN-505-085	Microwave Oven Repair	39.95
EN-505-080	Nintendo Repair and Maintenance	33.95
EN-505-090	IBM Compatible Computer Assembly	28.95
EN-505-095	Hi-Fi Alignment Test Tape	29.95



Skew Driver Pro



This unique tool features a gear driven offset bit driver to be used in tight spots or where conventional screwdrivers just won't fit. Includes 1/4" and 3/16" slotted bits, T15 Torx® bit, and 2 phillips bits that are contained in the handle compartment. Can also be used with a 1/4" electric drill. Made in the U.S.A. Net weight: 1/2 lb.

#EN-360-178 \$39.90 (1-5) \$34.50 (6-UP)

FREE
1996 CATALOG



CATALOG

Parts Express™
340 East First St.
Dayton, Ohio 45402-1257
Local: 513-222-0173
FAX: 513-222-4644

CALL TOLL FREE
1-800-338-0531

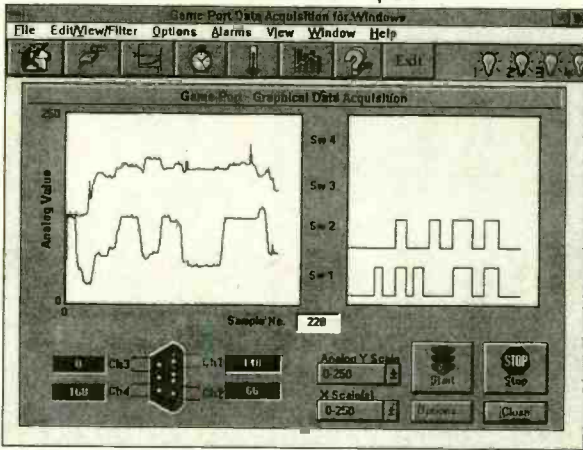
CIRCLE 262 ON FREE INFORMATION CARD

www.americanradiohistory.com

Source Code: ENM

November 1995, Electronics Now

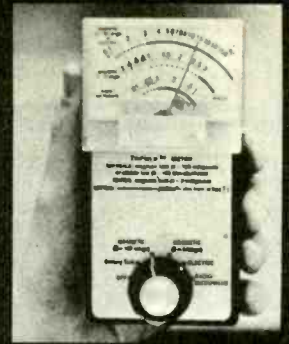
Complete Low Cost Data Acquisition System for Windows - \$67



- 8 channel recording (4 analog & 4 switch monitoring channels).
- Record up to 5000 data points per channel per recording.
- Real-time graphical displays of data acquisition e.g. analog & temperature.
- No analog to digital hardware required, uses the PC game (joystick) port.
- Better than 8-bit resolution, selectable sample rates (from minute range to 20 hertz), option for user defined hi- and low- alarms.
- Software calibration features allow calibration of sensors and joystick port.
- Save data in ASCII & BMP formats, supports OLE with EXCEL.
- Built in spreadsheet, ASCII data editor & graph plotting windows.
- Includes extensive documentation, plus examples of PC data acquisition projects (circuits & component suppliers) e.g. temperature, light, voltage, position sensing & switch sensing. For most hardware interfaces little more is required than a resistor to link a voltage or sensor to the joystick port.

Purchase Price \$67 + Shipping and Handling \$5 (USA) or \$7.50 (Canada)
Phone for further information. Ph. (805) 499 7990
Measurement Software, 2238 Adrian St., Newbury Park, CA 91320, USA

NOW YOU CAN "SEE" INVISIBLE FIELDS AND AVOID THEM



Most homes and offices have hot spots with strong artificial electro-magnetic fields, where chronic exposure may cause mental or physical problems. Even the EPA names these fields as suspected carcinogens. You can reduce your risk by avoiding these high-field areas.

The **TriField™** meter detects *far more* of these fields than any other electromagnetic pollution meter. It's the only one that independently reads AC electric fields, AC magnetic fields, and radio/microwaves. It also reads field strengths in *all directions simultaneously*. Every other meter that sells for under \$500 reads only magnetic and only in one direction — they can entirely miss a magnetic field unless pointed correctly and are blind to radio/microwaves and electric fields, both of which cause biological effects.

The **TriField™** meter reads all three types of fields numerically and with a **SAFE/BORDERLINE/HIGH SCALE**, weighted proportional to effect on the body. Thresholds are based on epidemiological and laboratory studies. (While no *absolute* hazard thresholds have been established, reduction of *relative* exposure is prudent.)

The **TriField™** meter comes ready-to-use with battery, instructions, and one-year limited warranty. The cost is \$144.50 postpaid.

AlphaLab, Inc. / 1280 South Third West / Salt Lake City, UT 84101-3049
For literature and information, call (503) 543-6545

What's the easiest way to get Radio Active? Dial 1 800 445 7717

TRIDENT

Bearcat

<p>TR2400 \$499 100K-Hz to 206 GHz</p>	<p>TR980 \$299 5MHz to 1 GHz</p>	<p>BC220 \$229 Turbo Scan with 800MHz</p>	<p>BC3000 \$369 25MHz to 1.3 GHz</p>	<p>Trident TR4500 with optional Spectrum Analyzer 1-1300MHz \$669.00</p>
				<p>YB400 \$179 Top Rated Compact Shortwave Receiver</p>

These are a few of our products and price values. For more information dial toll free or use our BBS, or get instant specs & info. from our fax back service.

Toll Free, 24 Hours! For orders or for tech support, dial our 800 number. For Fax Facts Instant catalog sheet service, dial 317 849 8683. Computer BBS

ACE
COMMUNICATIONS
10707 E. 106th St. Fishers, IN 46038

& Fax/Modem, 317-579-2045. Mastercard, Visa, Checks, Approved P.O.'s & COD (add \$5.50) & AMEX, Discover. Prices, specs and availability subject to change. Ground shipping and handling charge \$6.95

CIRCLE 211 ON FREE INFORMATION CARD


www.americanradiohistory.com

YOU ASKED FOR IT WE'VE GOT IT

SPECTRUM ANALYZER SCOPE ADAPTER



1 MHz TO 500MHz SPECTRUM ANALYZER



AS SEEN ON YOUR SCOPE

100% FACTORY ASSEMBLED *NOT A KIT* MADE IN THE USA

A MUST FOR EVERY SHOP:

The SA500ADP Spectrum Analyzer Scope Adapter works with any Scope Just one connection to the Vertical & Trigger Inputs and any scope becomes a full function Spectrum Analyzer. Tune H.T.'s Filters, Mixers. **Check all RF based Systems.** The SA500ADP Scope Adapter will compliment

any Ham Shack, Radio Service Shop or EMI Test Lab.. **MADE IN THE USA** Not a kit. If you have been waiting for a low cost High performance Spectrum Analyzer at an affordable price, take Advantage of our special introductory offer. Add a 500MHz Tracking/Noise Generator for only \$100 and save a total of \$200.

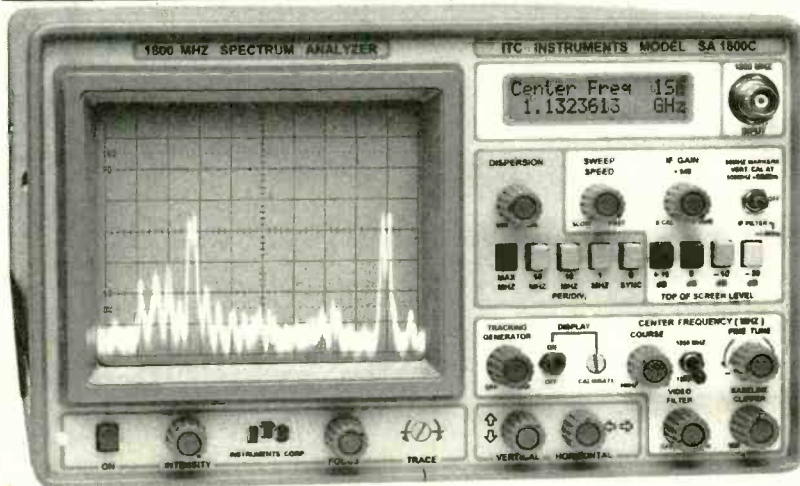
SA500ADP ONLY \$399.00

Add Tracking Gen. \$100.00

Introductory offer only

\$499.00

SAVE OVER \$200 Reg. price \$699



Model SA1300B **1-1300 MHz In One Sweep \$1995.00** Options 1,3,5,6

SETTING THE STANDARD

SA500A, SA1300B, SA1800C

SPECTRUM ANALYZERS

STARTING AT \$995.00

MADE IN THE USA

6" x 12" x 16" (H x W x D) (only 16 LB)

SA1800C Showrt \$2395.00

SPECTRUM DISPLAY MONITOR \$995.00

The SA500A easily attaches to any receiver IF output jack. Providing a panoramic signal display of your scanner or communication receiver. The SA500A is a Full Function Spectrum Analyzer with +/- 5KHz Narrow Band Filter, Center Freq. Display, 50 MHz Marker. SA500A The first affordable **Professional Spectrum Monitor/Analyzer** for all serious Ham Radio and Radio Monitoring Operators. With Opt. 1,3,5,6

TWO FULL FUNCTION ANALYZERS

Quality & Performance with 80dB on Screen, -100 dBm Sensitivity, Center Freq. Display, +/- 5KHz Narrow Band Filter 50 MHz Marker. **DISPERSION ZOOM**, Baseline Clipper, Adjustable Sweep Speed, Video Filter, and 40dB Input Attenuation. SA1300B 1-1300MHz

SA1800C 1-1300 & 850-1850MHz **\$2395** With Opt. 1,3,5,6

ADVANTAGE INSTRUMENTS CORP. MC -VISA - DISCOVER call 800-566-1818

3579 Hwy. 50 East Carson City, Nevada 89701 702-885-0234 FAX 702-885-7600

PRICES & SPECIFICATIONS SUBJECT TO CHANGE WITHOUT NOTICE OR OBLIGATION. F.O.B. CARSON CITY NV. NV. RESIDENTS ADD SALES TAX.

CIRCLE 222 ON FREE INFORMATION CARD

HOME AUTOMATION

Largest Selection of HOME AUTOMATION products in the World!

Browse us on the WEB!

<http://www.techmall.com/smarthome>

Hundreds of hard-to-find automation, X10, and wireless control products. Computer control of your home, security systems, surveillance cameras, infra red audio/video control, HVAC, pet care automation, wiring supplies, and much more!

HOME AUTOMATION SYSTEMS, INC.

151 Kalmus Drive, Ste L4, Costa Mesa, CA 92626
Questions 714-708-0610 FAX 714-708-0614

800-SMART-HOME


800-762-7846

Call 24hrs for FREE
34 page Color Catalog **Over 500**
unique products!

HOME AUTOMATION SYSTEMS, INC.




FREE



Caller ID

Electronic Kits



Multistation Thermometer

Microcontroller based thermometer that can use 4 separate sensors and transmit data to your PC via RS232 Serial data link. Measure temperature from -47 degrees Fahrenheit to +147 degrees Fahrenheit. Temperatures can also be displayed in Celsius.

Telephone Dialer

Works with your telephone to store 240 names and numbers in battery backed up memory. Works with 9v battery or ac adapter. Has a 1x16 LCD display and 12 button keypad for easy data entry and use.

Caller ID

Stores 150 calls! Retrieves standard single messaging and multi-messaging Caller ID data from your telephone company. Name, number, date and time are stored in battery backed up memory and can transmitted to your PC via and RS232 serial data link.

Call for Information

1-800-772-3945 or 303-770-5747

GENOA Group, 7304 S. Alton Way, Suite A, Englewood, CO 80112


Don't lose sight of Glaucoma.



NATIONAL EYE HEALTH EDUCATION PROGRAM

ACTIVE MICRO We Want Your Excess Inventory

- * INTEGRATED CIRCUITS
- * MEMORY (NEW OR USED)
- * EPROMS (NEW OR USED)
- * CIRCUIT BOARDS
- * DIODES
- * TRANSISTORS
- * LED'S



Tel 310-494-4851 Fax 310-494-4913
1891 Obispo Ave Signal Hill, CA 90804

CABLE TV DESCRAMBLERS

NOBODY BEATS OUR PRICE!

SAVE MONEY-DON'T RENT

TOCOM SCIENTIFIC ATLANTA ZENITH

QUANTITY DISCOUNTS! 24 HOUR SHIPPING
MASTER CARD • AMEX • VISA • C.O.D.

CALL VIDEO CONNECTIONS, INC.

JERROLD 1-800-677-0321 PIONEER

Anyone implying theft of service will be denied assistance.

All shipping and handling at customer's expense

NO FLORIDA SALES

CW-2D

CABLE TV DESCRAMBLER KITS

Universal-New Product

This Product includes all the Parts, PC Board, Complete Schematic with Functional Guide. Generates Sync for most Video Applications.

\$79.95

Tri-Mode Descrambler

This product includes all the parts PC Board and AC Adaptor. NO Enclosure included.

\$59.95

SB-3 Descrambler

This Product includes all the Parts, PC Board and AC Adaptor. Enclosure is not included.

\$44.95

Call Toll Free 1-800-886-8699

M & G Electronics, P.O. Box 3310, No. Attleboro Mass. 02761



Anyone implying theft of Cable service will be denied assistance.

NO MASSACHUSETTS SALES!

WANT AND MORE !!! THE BEST SERVICE!!!

NEW CONVERTERS

	QTY 10	QTY 20
STARGATE ELITE 550-PC	\$59	\$55
TIMELESS TPI-550-PC	\$60	\$57
CENTURY CT-3000	\$65	\$61
PANASONIC TZPC1453G2	\$79	\$69

REFURBISHED CONVERTERS


REGAL, SA, PANASONIC ... CALL

COMBOS

	QTY 10
BOSS 1 REPLACES ALL PIONEER MODELS AND SA MODELS 8500-8590 (NO INVERSION)	\$225
BOSS 2 REPLACES ALL TOCOM MODELS INCLUDING WIRELESS	\$235

THESE UNITS ARE BUILT INTO
BRAND NEW PANASONIC
CONVERTERS w/REMOTE,
VOLUME CONTROL, PARENTAL
LOCKOUT, LCR, AND MORE

SSA TV86	\$149
S7COMBO TPI550-PC w/BUILT-IN BOARD REPLACES ALL JERROLD EXCEPT BASEBAND	\$125



All prices are for 10 pieces, subject to change without notice. Some quantities may be limited. 30-Day Money Back Guarantee. One year parts and labor warranty.

1-800-854-7119

Mon-Fri 10-7 EST; Sat 10-3 EST-FAX 1-800-854-7118

CIRCLE 236 ON FREE INFORMATION CARD

www.americanradiohistory.com

EPROM+ PROGRAMMING SYSTEM USES PARALLEL PORT

EPROMS (24, 28, 32 & 40* PIN PLUS 27CXXX)
1702, 2708, 16, 32, 32A, 64, 64A, 128, 128A, 256, 512
513, 011, 010, 101, 301, 1000, 1001, 1024, 210, 020
2000, 2001, 220, 240, 2048, 4001, 4002, 040, 080, 8001
2516, 32, 64, 68764, TMS2716

FLASH EPROMS
28F256, 512, 010, 020 PLUS 29CXXX, 29FXXX

EEPROMS & NVRAMS (PLUS CXXX)
2804, 16, 16A, 17, 2864, 64A, 65, 28256, 28C010
X2210, X2212, DS1220, 1225, 1230

SERIAL EEPROMS* (8 PIN PLUS CXX)
2401, 02, 04, 08, 16, 32, 65, 2444, 59C11, 8572, 82, 92
9306, 46, 56, 66, 16811, 9111, 80011A, ER1400/58657

BIPOLAR PROMS* (16 THROUGH 24 PIN)
74SXXX AND 82SXXX FAMILY

MICROCONTROLLERS* (UV, EE AND FLASH)
8741, 42, 48, 49, 8751, 87C51, 8752, C52, 87C5XXX
87C75X, 89C51, 52, 68705, 68HC705, 68HC711E9
PIC16C5X, PIC16C6X, PIC16C7X, PIC16C8X

*ADAPTER REQUIRED - ASSEMBLED ADAPTERS AVAILABLE / DETAILED DIAGRAMS INCLUDED

•SOFTWARE - READ, VERIFY, PROGRAM, COPY, DISK FILE LOAD & SAVE, CHECKSUM, PLUS A FULL SCREEN BUFFER EDITOR WITH 20 COMMANDS
•READS INTEL HEX, MOTOROLA S-RECORD AND BINARY FILES
•FAST! - MANY DEVICES PROGRAM IN UNDER 10 SECONDS
•RUGGED (9" X 6" X 3"), PORTABLE ENCLOSURE WITH CARRY HANDLE DESIGNED FOR BENCH AND FIELD SERVICE.
•ACCESSORY CONNECTOR FOR FUTURE EXPANSION
•LED INDICATORS SHOW POWER, PROGRAMMING & SYSTEM STATUS
•MADE IN THE USA - 30 DAY MONEY BACK GUARANTEE - 1 YR WARRANTY
•SYSTEM INCLUDES: PROGRAMMING UNIT, POWER PACK, CABLE PRINTED MANUAL AND SOFTWARE

ANDROMEDA RESEARCH
P.O. BOX 222
MILFORD, OHIO 45150
(513) 831-9708
FAX (513) 831-7562

SUPPORTS OVER
600 CHIPS



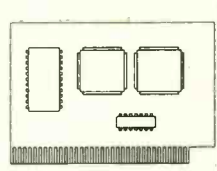
\$289



ADD \$5.00 SHIPPING - \$5.00 C.O.D.

UNIVERSAL SOFTWARE KEY EMULATOR

- Small size, low power, ISA bus
- Universal Keys emulating capability
- One board replaces many Software Keys
- No need to swap or install Software Keys switching from system to system
- Release Keys stacking problems
- Release Multiple Keys incompatibility
- Free up printer port. Keep Keys in Safe
- Stand alone operations
- Easy to use. Plug, Learn and Emulate

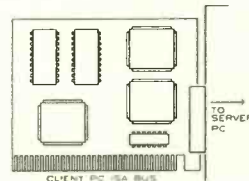


USKEY - \$179

KEY SIGNATURE ANALYZER / EMULATOR

Included all USKEY functions plus:

- Client-Server Hookup Configuration
- Captures all Client Signatures and Processing done on a Server PC
- Dynamic Signatures Learn, Emulate, or Save while Client runs Applications
- Large on-board 256K Data Pattern for multiple, large Signatures storage
- Signature Analyzer and Emulation Interactive Program Generation
- Advanced Software Key Developments Engineering Aided Probing



KSEA-7 \$279

E - TRACE INSTRUMENTS CORP.

☎ 210 - 493 - 4546

MAJOR CARDS - COD

Fax 210 - 349 - 8573

Dealer Inquiry Welcome

Many in use. Proven Technology. Happy Emulation Guarantee.



INSTEK

ISO 9002 CERTIFIED MANUFACTURER
Test & Measuring Instruments



Oscilloscopes: 20MHz - 100MHz
some with CURSOR READOUT



Function Generators Frequency Counters-
up to (2.7GHz)



Digital Multimeters 3 1/2 - 5 1/2 digits
some with IEEE



DC Power Supplies 50 different types
including Programmables



Hi-Pots: some with combined Insulation Testers



Handhelds:
8 different models:
3 1/2 - 3 3/4 digits

For a complete catalog of Instek equipment and the
Distributor nearest you please contact:

Instek Corporation

1205 John Reed Court ■ City of Industry, CA 91745 ■ 818-336-6537 ■ FAX 818-369-1748

CIRCLE 196 ON FREE INFORMATION CARD

S
K
Y
V
I
S
I
O
N[®]



Remember the
fun you had
when you could
do it yourself?

**YOU
STILL
CAN!**

Let *Skyvision* help.

Largest inventory of
DISCOUNT SATELLITE TV PRODUCTS
all ready for *FAST* shipping.

Complete systems • Upgrade packages.
Full line of dish antennas, receivers, feedhorns,
LNBS and actuator arms.

30-50% savings with **SkyPacSM** programming.


18" Mini-dish systems and accessories.

Tools • Commercial Equipment • Books • Software.



**It's MORE than
a catalog!**

Comparison Charts
Product Reviews
Tech Tips



Call Now. It's FREE 800-334-6455

Skyvision[®] • 1046 Frontier Drive • Fergus Falls, MN 56537
International 1-218-739-5231 • Fax 218-739-4879

CIRCLE 270 ON FREE INFORMATION CARD


www.americanradiohistory.com

54,123

ELECTRONIC COMPONENTS

Whether you order 1 part or all 54,123...MOUSER stocks and...ships same day!!

CALL...(800) 992-9943



for your **FREE CATALOG**

958 North Main St.
Mansfield, TX 76063


MOUSER[®] ELECTRONICS

Sales & Stocking Locations Nationwide

Tired of Paying Rent To Your Cable Company?

WHY RENT WHEN YOU CAN OWN?

TAKE CONTROL OF YOUR TV!!!



IT'S LEGAL!
Cable TV Converters & Remotes

CALL TODAY!!!
1-800-228-2677

Mon. thru Fri. / 8 am - 8 pm
Saturday / 9 am - 2 pm




P.O. Box 1282 • Deloit, WI 53511


BOSS
DISTRIBUTORS

- Over 5 Yrs. Experience
- Excellent Customer Service
- Prompt Delivery Anywhere
- Tell Your Friends About Us
- Call Today For Our LATEST SPECIALS!

MEREDITH INSTRUMENTS




RUBY LASER ASSEMBLIES \$295.00



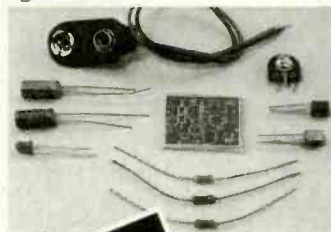
LASER DIODES

New 670 nm 5 mW laser diodes **\$20.00**
New 635 nm 5 mW laser diodes **\$75.00**



GREEN-YELLOW OR ORANGE HE-NE LASER KIT

We now offer alternative wavelength helium neon lab lasers from **\$195.00**. Add or mix these brilliant colors to your red light show!



LASER DIODE DRIVE CIRCUIT KIT

Its compact size, 19 x 25 mm, is about the smallest that can be made without the use of ICs or surface mount components.

\$15.00



FREE SHIPPING ON ORDERS OVER \$100.00

Call Or Write For A **FREE CATALOG** On LASERS & OPTICS

PHONE: (602) 934-9387
FAX: (602) 934-9482

5035 N. 55TH AVE., #5, P.O. BOX 1724,
GLENDALE, AZ 85301

RAINBOW KITS

FM STEREO TRANSMITTER

Own your own FM radio station. Any stereo signal you plug into the FMST-100 will be transmitted to any FM radio tuneable from 76 to 108MHz FM. Transmit a wireless link through an auditorium, from your car to your camper, listen to your CD's while mowing the lawn, Play music on one channel sing on the other. Clarity is excellent, approx. 40dB stereo separation. Length of antenna determines the distance of transmission. Complete with stereo input level controls & crystal for stereo separation. 9v battery operation. SIZE: 1.5" x 2.5" x 3"

FMST-100 KIT \$29.95 / Cabinet \$8.95

PHONE TRANSMITTER

Small but mighty, it fits anywhere. Phone line powered, never needs batteries. Transmits both sides of a phone conversation loud and clear, wireless, to any FM radio at great distances. Variable tunes from 70MHz to 130MHz FM. You can also use it as a speaker phone. SIZE: 1.25" x 6".

TEL-B1 KIT \$12.95 BUILT \$29.95

SUPER SNOOPER BIG EAR

Listen through walls, hear conversations across the room. Add a parabolic reflector and hear blocks away.

The BIG EAR can be hidden about anywhere. Makes an ultra sensitive intercom. Can be used as a 1.5W AMP. We supply a mini-electret mike in the kit. Power requirement 6 to 12v DC. SIZE: 1.75" x 1"

AA-1 KIT \$10.95 BUILT \$29.95

WIRELESS FM MICROPHONE

Small but mighty this little jewel will out perform most units many times its price. It really stomps out a signal.

The WM-1 kit is a buffered wireless mike that operates from 80MHz to 120MHz FM, the frequency of any broadcast FM radio. Includes a mini-electret mike. 6 to 12v DC. SIZE: 1.25" x 1"

WM-1 KIT \$14.95

DC VOLTAGE MONITOR

If battery status is important, you need this kit. This kit uses 7 LEDs to monitor 12v DC in 1v, 1/2v, or 1/4v steps. Monitor 8v or 5v in 1/4v steps. Great for boats, motor homes, model planes or race car ni-cads. All parts and instructions are included. SIZE: 1.3" x 2.7".

VM-1 KIT \$7.95

The 10GHz Transmitter is back...

The "ZAPPER II"

With it's new and improved design it will not only test your radar detector... BUT it's tuned to the amateur radio band.


- While your out on American highways personally test yours and your fellow travelers radar detectors.

The "ZAPPER II" is a 10.450 GHz to 10.550 CW oscillator. It has a code key jack installed for those who want to send Morse code.

BUILT \$49⁹⁵ KIT \$39⁹⁵

TV NOTCH

FOR CHANNELS 2 thru 22 ONLY



FILTERS

Our TV filters eliminate unwanted TV channels or interference that alters both sound and video with a beep beep beep. Works on cable channels 2 thru 22) only.

NOTE: All TV Filter Kits are sold for educational purposes only. You must obtain permission from your local cable company before using these filters on your cable system.

DF-222

KIT \$14.95

This Manual contains schematics, parts lists & P.C. board layouts for many of the Rainbow Kits. Use your own parts to construct our kits.

KIT BOOK

\$14.95 \$9.95 with the purchase of any kit.

Please add sufficient postage First lb \$5.00 Canada \$7.00 Additional LB. Add \$1.00 US FUNDS ONLY We will accept telephone orders for Visa or Mastercard



To Order Call 317-291-7262



ELECTRONIC RAINBOW INC

6254 LaPas Trail • Indianapolis, IN 46268
FAX 317-291-7269

5K

STROBE LIGHT

Do you need an attention getter, warning light, or flashing light for model airplanes?

Then this kit is for you. Use it as an emergency light for your auto, radio tower, even use it on your bicycle. Has a variable flash rate. Power requirement 6 or 12v DC. Size 3.5"x1.9"

ST-1

KIT \$9.95

MICRO-LIGHT

Visible Over 1 Mile.

This is truly an indestructible flash light.

- Comes in red or yellow light.
- Bulb will not burn out.
- Uses a 5 year shelf life lithium battery.
- Case made of tough ABS.

This light is so small you can cover most of it with a quarter.

SHOWN ACTUAL SIZE

MLR (red light)
MLY (yellow light) CHOICE \$9.95

4.0mW Laser Diode

Great for making a gun sight, use as a transit, makes a super experimenters project.

The beam is visible with a wavelength of 670 nm. Size of beam is 6mm at 5 meters. Power requirement 3 volts DC at 85mA. Size: 10.5mm x 18.5mm

LDM-5 New Low Price \$59.95

VOICE ACTIVATED SWITCH

This VOX circuit can be used to operate a tape recorder, ham radio, CB radio, or

turn on an alarm. The VOX-1 kit has 100MA of output that operates a relay, light, motor, ? What could you do with a sound activated switch? Power requirement 7.5 TO 18vDC. SIZE: .15" x 1.3"

VOX-1

KIT \$6.95

WIDE BAND PREAMP

The ideal preamp for scanners, hand held radios, frequency counters. Amplifies low level

(weak) signals. If the signal is extremely low 2 amps can be used in series. 1MHz to 2.5GHz @ 2.8dB NF. 1dB compression = +0 dBm. Gain: 1MHz=20dB to 2.5GHz=6dB. Power requirement 12v DC @ 6Ma. SIZE: 1.2" x .8"

WBA-6

KIT \$19.95



THE GIANT BLACK BOOK OF COMPUTER VIRUSES is an amazing technical introduction to computer viruses! Over 670 pages long, it covers *everything*, from the simplest 44-byte virus to advanced Darwinian evolving viruses, and viruses for advanced operating systems like OS/2 and Unix. It contains full source for your own anti-virus programs, and for 37 different viruses, as well as detailed explanations which will lead you to mastery of this mysterious and complex subject! **\$39.95**+3.00 shipping

THE COLLECTION CD-ROM is the perfect companion to *The Giant Black Book*! It contains nearly 5000 live computer viruses, 12 megabytes of source code for viruses, virus creation tools and mutation engines, Trojan Horse programs and source for them, not to mention tons of journals and text files (both above ground and underground) about viruses! Also includes the latest anti-virus software. **\$99.95**+7.00 shipping.

Call (800)719-4957 or send your order to:

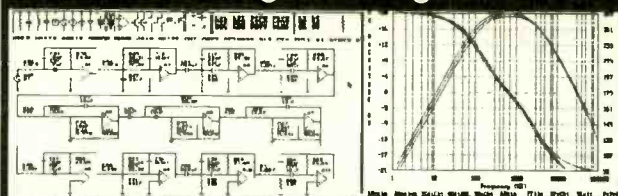
American Eagle Publications Inc.

P.O. Box 1507, Show Low, AZ 85901

or circle rdr svc # for **FREE** catalog and **FREE** special report!

CIRCLE 336 ON FREE INFORMATION CARD

Electronic Engineering Works 4.0



1 LINEAR AC/DC CKT ANALYSIS

Active & Passive circuits. Up to 70 nodes, 225 elements. Models for active devices. Calc, Plot & Print AC voltages & currents. Calc DC current, voltage & power. Plots: Lin, Log, Semi, Polar, etc.

2 LINEAR TRANSIENT CKT ANALYSIS

10 Programmable Input Transients. Active, passive ckt. Up to 70 nodes, 225 elements. Models for active devices. Calc, plot & print output Transient voltages. Calc dc current, voltage & power. More

3 ACTIVE FILTERS DESIGN

Design/Analyze active LPF, BPF, HPF, Butterworth, Chebyshev, Bessel & All pass filters. Plot response.

4 TRANSIENT SYSTEM ANALYSIS

Calc, plot Transient response of system H(s), 14 Input Transients. Inverse Laplace. Edit H(s). More

5 POLYNOMIAL OPERATIONS

Calc polynomial Roots, Product & Coefficients.

11 INTEGRATED AC/DC CKTS WITH SCHEMATIC DRAW

\$29.99

12 INTEGRATED TRANSIENT CKTS WITH SCHEMATIC DRAW

\$29.99

13 POWER SUPPLY DESIGN AND ANALYSIS

\$39.99

Design and analyze switching and linear supplies. Design AC/DC and DC/DC Converters. Design Power Transformers, with up to 50 windings. Design Power Inductors and Current Transformers. Switchers include Buck, Boost, Buck-Boost, Flyback. Perform Stability Analysis of Switchers. Design LC Filters. Includes Mag Core Tables, Gain/Phase Plots & Data. VGA req.

14 INTEGRATED DIGITAL CKTS DESIGN WITH DRAW

\$29.99

★ Full EE Works 4.0 (All 14 modules) \$129.99

★ EE Works with manual on disk \$99.99

★ Any Single Module (except 11,12,13,14) \$19.99

Performance Guaranteed

PC AT, 640K BASE MEM.

EGAMGA COLOR DISP

WITH 256K VIDEO CARD,

DOS 3.2 OR HIGHER, MS

MOUSE, 3MB SPACE ON

HARD DRIVE, LASER OR

DOT MATRIX PRINTER

Call/fax 1(619)384-3042 or send check or m.o.

VISA/MC ACCEPTED, \$5.95 SHIPPING, CA ADD 7.25% TAX

GEOBAN ENGINEERING, PO BOX 658, RIDGECREST CA 93556


\$449⁹⁵

Device Programmers

\$139⁹⁵

48 PIN ZIF

Connects to standard PC parallel printer port




9¹/₂ x 5³/₄ x 1¹/₄"

EMP-20

- Easy to use software, on-line help, full screen editor
- **Fast Programming** (EMP-20)
27C010A, 23 seconds
28C020, 34 seconds
27C040, 95 seconds
- **Made in USA**
- 1 Year Warranty
- Technical Support by phone
- 30 day Money Back Guarantee
- FREE software upgrades available via BBS
- Demo SW via **BBS (EM20DEMO.EXE) (PB10DEMO.EXE)**
- **E(e)proms** 2716 - 8 megabit, 16 bit 27210-27240, 27C400 & 27C800,
- **Flash** 28F256-28F020, (29C256-29C010 (EMP-20 only))
- **Micros** 8741A, 42A, 42AH, 48, 49, 48H, 49H, 55, 87C51, 87C51FX, 87C751,752
- **GAL, PLD** from NS, Lattice, AMD-16V8, 20V8, 22V10 (EMP-20 only)

PB-10 Internal Card for PC



2 ft. Cable

40 PIN ZIF

FOR MORE INFORMATION CALL

4630 Beloit Drive, Suite 20
Sacramento, CA 95838
(Monday-Friday, 8 am-5 pm PST)

NEEDHAM'S ELECTRONICS, INC.



C.O.D.



(916) 924-8037

BBS 916-924-8094

FAX 916-924-8065

CIRCLE 257 ON FREE INFORMATION CARD

DALBANI

the ultimate saving source

For over then ten years, **DALBANI CORP.** was, and still the ultimate saving source . **DALBANI CORP.** is a national and International distributor of quality electronic parts and components servicing the wholesale, retail and manufacturing industry.

Since finding the parts you need should not be a major task, **DALBANI CORP.** maintains a huge stock of the most popular parts that are hard to find. Our service, low prices and quality reflects our commitments to our customers.

DALBANI CORP. keeps customers informed of the latest new items, that gets to our warehouse, thru publications. The multilingual sales dept. coupled with the state of the art computerized order processing, enable us to offer prompt and efficient service to benefit the customer.

We, offer many shipping options. Company checks, COD's, Cash and major credit cards are accepted. There is a \$20.00 minimum order.


We meet our customer needs



For a free 192 catalog please call
TOLL FREE 1-800-DALBANI



Digital
Multimeter



Large Line Of
Semiconductors



Oscilloscopes



VCR Heads Replacements



Soldering
Equipments and Tools



4225 NW 72nd. Miami, Florida 33166

Telephone : (305) 716-1016 or Fax : (305) 594-6588

Business Hours : monday thru Friday 9:00 am to 7:00 pm eastern time


CIRCLE 234 ON FREE INFORMATION CARD

www.americanradiohistory.com

MORE POWER!

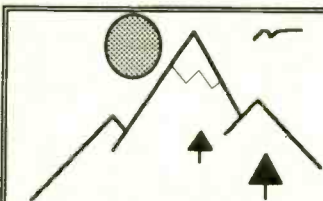
68HC11, 80C51 & 80C166

AM Research supports over 30 of the most popular Embedded Controllers with a highly integrated **hardware** and **software** development system.



- ☑ More Microcontrollers
- ☑ Faster Hardware.
- ☑ Faster Software.
- ☑ More Productive.
- ☑ More Tools & Utilities.
- ☑ Incredibly Dense ROM.
- ☑ Single Chip Capable.
- ☑ Outstanding Support.

Call or write for a free full line brochure



AM Research

The Embedded Controller Experts

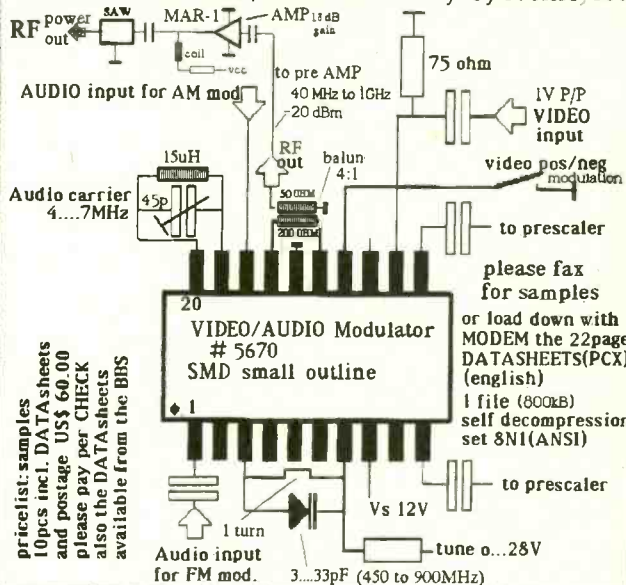
Orders (800) 949-8051
 Info (916) 652-7472
 fax (916) 652-6642
 bbs (916) 652-7117
 email sofia@netcom.com
 4600 Hidden Oaks Lane
 Loomis, CA 95650

VIDEO-AUDIO Modulator

switchable FM/AM Audio

Application for: all TV-STANDARDS (NTSC-SECAM-PAL)

CATV-Modulator, Computer TV-Transmitter, Video-Generator, Video security systems etc.



price list: samples 10 pcs incl. DATASheets and postage US\$ 60.00 please pay per CHECK also the DATASheets available from the BBS

please fax for samples or load down with MODEM the 22page DATASHEETS(PCX) (english) 1 file (800KB) self decompression set 8NI(ANSI)

PICOTRONIC communication
 Zollamtstr. 48
 67663 Kaiserslautern
 GERMANY

FAX ++ 49 631 29579
 BBS ++ 49 631 21048
 Tel ++ 49 631 29187



STEPPER MOTOR KIT \$16.95

THE EVER POPULAR STEPPER MOTOR KIT IS YOUR CHANCE TO LEARN ABOUT STEPPER MOTOR OPERATION WITHOUT SPENDING A FORTUNE. EXPERIMENT WITH STEPPER MOTOR CONTROL, SPEED, AND DIRECTION. FEATURES INCLUDE VARIABLE SPEED, STEP, RANGE, DIRECTION, AND ON/OFF CONTROLS AS WELL AS LED INDICATORS. KIT INCLUDES 4-PHASE STEPPER MOTOR (7-1/2 DEGREE STEPS), CIRCUIT BOARD, AND COMPONENTS. REQUIRES 12 VDC POWER SOURCE.

GEARHEAD STEPPER MOTOR KIT \$26.95

THE SAME GREAT STEPPER MOTOR KIT DESCRIBED ABOVE, FEATURING A HIGH-TORQUE 12VDC GEARHEAD STEPPER MOTOR. THE 10:1 GEARHEAD PRODUCES 1.5 DEGREE STEPS. GREAT FOR ROBOTICS!



ELECTRONICS, INC
 8123 PAGE BLVD * ST. LOUIS, MO 83130
(314)427-6116
 9222 CHESAPEAKE DR. * SAN DIEGO, CA 92123
(619)279-6802
 2525 FEDERAL BLVD. * DENVER, CO 80211
(303)458-5444

MAIL ORDERS CALL TOLL-FREE
 1-800-669-5810
 FAX ORDERS (314)427-3147
**ELECTRONICALLY SPEAKING,
 GATEWAY'S GOT IT!**



5 MW LASER MODULE \$55.00

Mini 5 mW visible LASER module
 WAVELENGTH 630 - 680 NM.
 3/4" x 1/2"

COMPLETE UNIT HAS A BUILT-IN POWER SUPPLY AND AN ADJUSTABLE CULMINATING LENS.
 OPERATES ON 3 VOLTS DC
 (A PAIR OF AA OR AAA BATTERIES WORK GREAT)

WARNING: AVOID DIRECT EYE CONTACT

30 pc. TAMPER-PROOF SECURITY BIT SET \$16.95

Drive bits with hollowed tips designed for those security screws often found in computers and other modern equipment. This set includes 9 different sizes of Torx bits (TT-7 thru TT-40), 4 sizes of square drive bits (S0 thru S3), 7 different sizes of hex bits (from 5/64 to 1/4), as well as flat and phillips bits, a socket holder, a 1/4" adapter, and a magnetic tipped handle to accommodate all the bits in the set. Handle also has a storage compartment for pocket use, and the complete set comes in a sturdy plastic storage case. Ideal for the bench or toolbox.

12 VDC to 110 VAC Power Inverter* \$44.50

Plugs into your cigarette lighter so you can hop in your car or van and power those household appliances (upto 100 watts, so better keep the washer/dryer at home). Great for TV and VCR on those long road trips to Aunt Matilda's, roughing it at the campsite with the food processor, or any other application you can think of. Unit features modified sine wave operation, 2% frequency stability, low battery cutoff and low battery alarm.

*mailorder customers: please include \$7.50 shipping and handling for this item.

Passive Infra-red Talking Motion Detector !!! \$27.50

"Stay out of that refrigerator!", "Watch your step!" ... The possibilities are mind-boggling with this talking motion detector. You speak into it to record your message (upto 12 seconds long), turn the unit on, and instantly your voice (or your mother-in-law's) reminds anyone in the vicinity that you were expecting them. Message can be changed with the flip of a switch. Uses 4 AA batteries (not included), or an external power source (built-in jack). May be used independently (80 db output) or with an amplified speaker to blast your message throughout the house. Approx 4" x 3-1/2" x 1-1/2".

127 THERMOCOUPLES PELTIER JUNCTIONS

The peltier junction is a solid-state thermoelectric device. Current applied to the device will produce heat on one side of the device and a cold surface on the other side. Water placed on the surface will freeze or boil depending on polarity of applied voltage. Ideal for applications from 3-12 VDC -- grab a battery and let your imagination run wild! DOCUMENTATION INCLUDED!!!
 Small \$20.00 (approx. 1.17" x 1.17" sq. 12")
 Large \$29.50 (approx. 1.56" x 1.56" x 15")

ultra low-profile camera with pinhole lens! \$175.00

For the super-spy in all of us, here's the latest in little CCD cameras. It is about 1/2" thick and about one square inch (like those little crackers that are good for you!) it can be housed in almost anything due to its small size. Requires 12 VDC and a little imagination. This camera is a tiny 1.3"x1.3"x0.6", features a pinhole lens, a 0.4 lux 1/3" CCD sensor, 380 lines of resolution, and electronic shutter time of 1/100,000 sec. Whether you're spying on your mother-in-law or navigating your RC car, this is the ultimate in miniature surveillance.

THE FINE PRINT: PRICES SUBJECT TO CHANGE WITHOUT NOTICE * GATEWAY IS NOT RESPONSIBLE FOR PRINTING ERRORS * MASTERCARD, VISA AND DISCOVER ACCEPTED * \$10 MERCHANDISE MINIMUM ON MAIL ORDERS * SUPPLY OF SOME ITEMS IS LIMITED * PRICES DO NOT INCLUDE SHIPPING * UPS GROUND SHIPPING / HANDLING WITHIN THE CONTINENTAL U.S. (ITEMS REQUIRING ADDITIONAL AMOUNTS ARE NOTED). \$4.25 FOR THE FIRST ITEM, \$0.50 FOR EACH ADDITIONAL ITEM. RESTOCKING CHARGE MAY BE ASSESSED ON RETURNED ITEMS. DID YOU EVER STOP TO THINK, AND FORGET TO START AGAIN?



CIRCLE 243 ON FREE INFORMATION CARD

If You **DON'T BELIEVE**
these **PROFESSIONALS**

Lane Norman -
Normans Elec. Inc. -
Atlanta GA

A cost effective solution to
Desoldering Equipment at less
than half the price of most
equipment. Its performance is
ASTOUNDING

Mike Murphy - Service
Center Co - Van Nuys CA

The single best investment of
repair equipment we've made. It
outperforms all other
desoldering tools we've used.
Easier to use and least expensive

D. Monroe - Marc Electronics Virginia Beach VA
Best investment we've made. Saves time, especially with
multi-sided PCB's. Extremely pleased with warranty.
Failed and replaced by DEN-ON overnight.

Dick Manning - Dicks Electronics - Hartland WI
The ease & speed of component removal greatly increases
productive time. The SMD kit makes removal a breeze,
even for inexperienced Techs.

Dave Hayes - E-H Engineering Ltd - Lincoln NE
Has been a durable & reliable desolder unit. Our use has
been both lab & field application over the last 2 yrs.

Bob Sorrels - Polytronics Microcomputer - Shreveport LA
We've used our SC7000 almost every day for about three
years with virtually no problems. Just spend a minute each
day to clean before shutting down.

George Hefner - Hefner Electronics - Coleridge NE
Being a one-man service center, I hesitated to spend the
money on a desoldering tool, however all that changed
when I nearly ruined a \$400 computer logic board. I use
the SC7000 daily. It has cut my desoldering time by 50 to 75%.

Steven Gray - Electronic Wizards - Wichita KS
By far the best desoldering tool we've ever used. Much more
suction than other similar types we've tried. No trouble with
postage stamp IC's or anything else.

Dennis McMannis - Thorn Services Int. - Mabelton GA
The SC7000 has decreased my use of wick by 75% and at
\$25 a roll, it pays for itself within months. My total bench
time is reduced by approx. 20%.

Don Cressin Certified Electronics Serv. - Ellicott City MD
We have obtained excellent results with the SC7000
including repairing high density U/V tuners. It is one of
the best purchases we have made.

Doug Pettit - LuRay Electronics - LuRay VA
We found that the SC7000 not only saves money vs. wick,
but saves valuable time in troubleshooting. It allows you
to be more accurate in removing SMD's.

Harold Smedberg - Smedberg Electronics - Custer MI
The SC7000 has reduced my damage to PC boards by
90%. It has also decreased my desoldering time by 50%.
The best priced tool on the market.

Paul Horvat - Service Excellence Inc. - Dumont NJ
It has made a almost impossible job (desoldering a 64 pin
CPU) a piece of cake. Glad
I found you.

call **FOR** Your **15 DAY**

FREE TRIAL

on our
DEN-ON SC7000
Desoldering Tool

or order **TODAY** For Lowest Prices
We accept Visa, M/C, A/E, Discover, COD Company
Check, & P.O.'s from qualifying companys

1-800-394-1984
or Fax **(316) 744-1994**

Purchase in advance and receive a
30 DAY MONEY BACK GUARANTEE

HOWARD
HEINSTRUMENTS INC
6222 N. Oliver Wichita, KS 67220
Evaluated in Electronics Now, Jan. 1994

SHOW TIME CABLE

Your Cable Connection To The Stars!

Order your **FREE**
catalog today!
1-800-643-4258



STARGATE SST

- Converters & Descramblers
- All Makes & Models
- Quantity Discounts
- 30-day Money Back Guarantee
- Best Warranties

Show Time Cable
643 N 98th St STE 260
Omaha, NE 68114

COD • MasterCard • Visa
Anex • Discover

BEST DEALER PRICING!

CABLE
DIRECT
CONVERTERS • FILTERS
DESCRAMBLERS

IMPROVE YOUR IMAGE WITH
VIDEO STABILIZERS



30 DAY
FREE
TRIAL!

FREE Cable TV Catalog.



Now you can tune-in your favorite
cable TV programming and
SAVE \$100'S - EVEN \$1000'S
on premium **CABLE TV EQUIPMENT.**

MODERN
ELECTRONICS

1-800-906-6664
2125 S. 156TH CIRCLE • OMAHA, NE 68130

PIC Microcontroller
Development Tools

JM-PICE \$245

- Three tools in one: Simulation, In-circuit Emulation, and Programming.
- Up to 16 MHz In-circuit Emulation for the PIC 16C5x, 16C64, 16C71, and 16C84 in DIP Packages.
- Assembler and Simulator.
- Single step and stop at breakpoints.
- Programmer for PIC 16C5x, 16C64, 16C71, 16C84, and 17C42.
- PC-hosted, communicate via the printer port.

80C552
Development System

- 8051 core processor with 8 channel 10-bit A/D and PWM.
- 24 more I/O and RS-232 port.
- 32K ROM and 64K RAM.
- \$120 each SBC, high performance development system features assembler, disassembler, monitor and example programs, real-time execution and debugging (\$70 more).

68HC11
Development System

- Eight channel 8-bit A/D converter.
- 32K ROM and 32K RAM.
- \$120 each SBC, 40x2 LCD \$20.
- Add \$70 for the real-time integrated development system.
- Other CPU Development Systems and custom design are also available.

ROMY-16
EPROM EMULATOR

- Emulates ROMs or RAMs in 8- and 16-bit systems.
- Optional assembler, disassembler, and ROM-debugger \$100 each CPU.
- \$195 (2716-27256) or \$245 (2716-27010). 90 day warranty, 15 day money back guarantee.

Universal Microprocessor
Simulator/Debugger V2.1

- Assembler, Disassembler, and windowed symbolic Simulator/Debugger.
- Simulates 8048, 8051, 8085, Z8, Z80, 64180, 6800, 6801, 6805, 6809, 68HC11, 6303, 6502, and 65C02.
- \$100 each CPU.

J&M Microtek, Inc.

83 Seaman Road, W Orange, NJ 07052
Tel: (201) 325-1892 Fax: (201) 736-4567

CALL TOLL FREE
 1-800-292-7711
 1-800-445-3201 (Can)

C&S SALES

EXCELLENCE IN SERVICE

**WRITE FOR
 FREE CATALOG**



**Line Tracker
 MV-963
 \$52.95**
 (Infra-red Sensor)
 The robot follows
 a black line
 on white paper
 Preassembled PCB



**Dual-Display
 LCR Meter
 w/ Stat Functions
 B+K Model 878
 \$239.95**
 Auto/manual range
 Many features
 with Q factor
 High Accuracy

Electronic Tool Kit Model TK-1000
 A professional organizer tool kit at affordable prices. No student should be without this unique tool kit that holds all the tools you need.
\$39.95

Including:
 Diagonal Cutter
 Long Nose Pliers
 6" Wire Stripper
 Solder 60/40
 6" Screwdriver
 6" Phillips Driver
 Safety Goggles
 IC Puller
 3pc Nut Drivers
 Iron 25W
 Iron Stand
 Solder Wick
 Desoldering Pump
 5 pc Solder Ease Kit
 6pc Precision Screwdrivers



**Robotic Arm
 Y-01
 \$49.95**
 (Wired Control)
 Movement grabs
 & releases,
 lifts & lowers,
 pivots from side to side



**Stereo Cassette Player
 Kit
 Model
 TR-18K
 \$16.95**
 Headphones
 Included



**Digital
 Multimeter
 EDM-83B
 \$175.00**
 Almost every
 feature available
 Bargain of
 the decade



**Elenco
 LCR + DMM
 LCM-1950
 \$79**
 12 Functions
 Freq to 4MHz
 Inductance
 Capacitance



**Digital
 Capacitance
 Meter
 CM-1555
 \$49.95**
 Measures capacitors
 from .1pf to 20,000µf



**Digital
 LCR Meter
 LCR-680
 \$79.95**
 3-1/2 Digit
 LCD Display
 Inductance
 1uH to 20MΩ



**Function Generator
 GF-8026
 \$239**
 Int/Ext
 Operation
 Sine, Square, Triangle, Pulse
 Ramp, .2 to 2MHz, Freq Ctr



**3-3/4 Digit Multimeter
 BK-390
 \$139.00**
 0.1% DCV accy
 Analog bar graph
 Auto/manual ranging
 Capacitance meas
 Temperature probe



**Digital
 Multimeter Kit
 w/ Training Course
 M-2665K
 \$49.95**
 Full function 34 ranges
 Ideal school project
M-2661 (Assembled) \$55.00



**Frequency Counter
 F-1225
 \$225.00**
 8 Digit LED display
 Wide meas range
 High sensitivity
 Data hold function
 Input impedance 1MΩ or 50Ω
 10:1 input attenuation function

**Fluke Multimeters
 (All Models Available Call)**
 Scopemeters 70 Series
 Model 97 \$1,795 Model 70II \$69.95
 10 Series Model 73II \$97.50
 Model 10 \$62.95 Model 77II \$149
 Model 12 \$84.95 Model 79II \$175
 20 Series 80 Series
 Model 29II \$175 Model 87 \$289



**Triple Power
 Supply
 XP-620
 By Elenco
 \$75.00**
 3 fully regulated supplies; 1.5-15V @
 1A, -1.5 to -15V @ 1A or 3-30V @ 1A
 & 5V @ 3A Kit XP-620K \$49.95



**Quad Power
 Supply
 XP-581
 By Elenco
 \$79.95**
 Four supplies in one unit; 2-20V @ 2.5A,
 5V @ 3A, -5V @ .5A and 12V @ 1A. All
 regulated and short protected




**High Current DC
 Power Supply
 BK-1686 \$169.95**
 3 to 14 VDC Output
 12A @ 13.8V
 For servicing high
 power car stereos,
 camcorders, ham radios, etc.
 Connect 2 or more in parallel



**Wide Band
 Signal
 Generators
 SG-9000
 \$124.95**
 RF Frequency 100K-450MHz
 AM modulation of 1KHz Variable
SG-9500 150MHz \$239.00




**Telephone Kit
 PT-223K
 \$14.95**
 Available
 Assembled
 PT-223
 \$15.95



**Function Generator
 Blox
 #9600
 By
 Elenco
 \$29.95**
 Kit \$28.95
 Sine, Triangle, Square Wave

**Learn to Build & Program
 Computers with this Kit**



From scratch you build a complete system. Our Micro-Master trainer teaches you to write into RAMs, ROMs and run a 8085 microprocessor, which uses similar machine language as IBM PC.
**MM-8000
 By Elenco
 \$129.00**

**Digital/Analog Trainer
 Complete Mini-Lab For Building,
 Testing, Prototyping Analog and Digital**



Designed for school projects, with 5 built-in power supplies. Includes a function generator with continuously variable, sine, triangular, square wave forms. All power supplies are regulated and protected against shorts.
 By Elenco
 in U.S.A.
**XK-525
 \$159.95**
 Kit
**XK-525K
 \$129.95**

**AM/FM Transistor
 Radio Kit
 with Training Course
 Model AM/FM 108
 \$29.95**
 14 Transistor, 5 Diodes
 Easy to build because
 schematic is printed on the PCB
 Makes a great school project
 Model AM-550 AM Only \$17.95

**Telephone Line
 Analyzer
 Kit TT-400K \$19.95
 Assembled TT-400 \$26.95**

WE WILL NOT BE UNDERSOLD
 UPS SHIPPING: 48 STATES 5%
 IL RES 7.5% TAX (\$3 min \$10 max)
 OTHERS CALL

C&S SALES INC.
 150 WEST CARPENTER AVENUE, WHEELING, IL 60090
 FAX: 708-520-0085 (708) 541-0710



**15 DAY MONEY BACK
 GUARANTEE
 FULL FACTORY WARRANTY**
 PRICES SUBJECT TO CHANGE WITHOUT NOTICE


**FREE PROBES
WITH ALL
SCOPES**

**ELENCO ♦ HITACHI ♦ B+K
SCOPES
AT GUARANTEED LOWEST PRICES**

**WRITE FOR
FREE
CATALOG**

QUALITY - ELENCO OSCILLOSCOPES

2-YEAR WARRANTY



60MHz


S-1360 \$775

Delayed Sweep

S-1365 \$849

Cursor Readout

- Voltage, Time
- Frequency differences displayed on CRT



40MHz

S-1340 \$495

2- Channel

S-1345 \$575

Delayed Sweep

- Beam Find
- Component Tester



25MHz

S-1325 \$325

2- Channel

S-1330 \$449

Delayed Sweep

- Beam Find
- Component Tester

Dependable Equipment at Affordable Prices

B+K 20MHz

2 Channel

Model 2120 \$389.00



Delayed Sweep

Model 2125 \$539.95

40MHz DUAL-TRACE

Model 1541B \$749.95

- 1mV/div sensitivity
- Video sync separators
- 2 axis input
- Single sweep
- V mode-displays 2 signals unrelated in frequency

60MHz DUAL-TRACE

Model 2160

\$949.95

- 1mV/div sensitivity
- Sweep to 5ns/div
- Dual time base
- Signal delay line
- Component tester
- V mode-displays 2 signals unrelated in frequency

100MHz THREE-TRACE

Model 2190

\$1,379.95

- 1mV/div sensitivity
- Sweeps to 2ns/div
- Dual time base
- Signal delay line
- 19kV accelerating voltage
- Calibrated delay time multiplier

20MHz ANALOG with DIGITAL STORAGE

Model 2522A \$869.95

- 20MHz analog bandwidth
- 20MS/s sampling rate
- 2k memory per channel
- 20MHz equivalent time sampling


HITACHI POPULAR SERIES

V-212 - 20MHz, 2 Channel	\$449.00
V-222 - 20MHz, DC Offset	\$695.00
V-422 - 40MHz, Dual Trace	\$849.00
V-522 - 50MHz, Dual Trace	\$975.00
V-523 - 50MHz, Delayed Sweep	\$995.00
V-525 - 50MHz, w/ Cursor	\$1,069.00

HITACHI COMPACT SERIES SCOPES

V-660 - 60MHz, Dual Trace	\$1,375.00
V-665A - 60MHz, DT, w/cursor	\$1,449.00
V-1060 - 100MHz, Dual Trace	\$1,549.00
V-1065A - 100MHz, DT, w/cursor	\$1,695.00
V-1085 - 100MHz, QT, w/cursor	\$2,125.00
VC-6045A - 100MHz, Digital Stor	CALL
VC-6025A - 50MHz, Digital Stor	CALL

Elenco DS-203 20MHz, 10MS/s Digital Storage Oscilloscope



\$749

2K Word Per Channel • Plotter Output
8 Bit Vert. Resolution • 2048 Pts Hor.
Resolution • Much More....

FLUKE SCOPEMETERS

A handheld instrument that combines a 50MHz, 25MS/s dual channel digital storage oscilloscope with feature-packed 3000 count digital multimeter.



Model 93 - \$1,225
Model 95 - \$1,549
Model 97 - \$1,795

- Autoset, automatically sets voltage, time & trigger
- Multimeter display;
- 3-2/3 digits (>3000 counts)
- True RMS volts; AC or AC+DC up to 600V

C&S SALES INC.

150 WEST CARPENTER AVENUE, WHEELING, IL 60090
FAX: 708-520-0085 (708) 541-0710

CALL TOLL FREE

1-800-292-7711

1-800-445-3201 (Can)



**15 DAY MONEY BACK GUARANTEE
FULL FACTORY WARRANTY
ALL PRODUCTS ARE FACTORY NEW**

PRICES SUBJECT TO CHANGE WITHOUT NOTICE

CIRCLE 332 ON FREE INFORMATION CARD

NTE

Parts Express is proud to announce that we now stock the high quality NTE line of semiconductors. NTE has been supplying the electronics industry with top notch replacement parts for over 15 years. All NTE products meet or exceed industry specifications and offer an exclusive 2 year manufacturer warranty.

Ultimate 12" AU1290 Dual VC Subwoofer

Just one listen to this 12" dual voice coil subwoofer from Ultimate will leave no doubt that this sub can shake, rattle, and roll! Works extremely well in car audio, home theatre, or satellite/subwoofer systems. Handcrafted in the U.S.A.

- ◆Power handling: 350 watts RMS/500 watts max
- ◆Voice coil diameter: 2 inch ASV voice coil ◆Impedance: 6 ohms per coil ◆Frequency response: 18-1,000 Hz
- ◆Magnet weight: 90 oz. ◆Fs: 21 Hz ◆SPL: 88 dB 1W/1m
- ◆Vas: 5.9 cu. ft. ◆Qts: .421 ◆Xmax: .41" ◆Net weight: 11 lbs.

#EN-292-710 \$115.50 (1-3) \$107.80 (4-11) \$99.90 (12-UP)



Fluke Model 12 Multimeter

The Model 12 compact digital multimeter combines basic features, high performance, low cost and Fluke reliability. It was designed for first level electrical and electronic troubleshooting. Includes 9V battery, operating manual, and test leads. Two year manufacturer warranty.

- ◆Measures AC/DC volts, ◆4000 count digital display, ◆Autoranging, ◆Automatic shut off, ◆Diode and continuity test, ◆1.5% accuracy, ◆V Chk™ overload protection mode, ◆Capacitance check to 999 uF, ◆0.9% accuracy, ◆Min/Max Record with time stamp, ◆Input change alert, ◆Continuity Capture™ (captures and records intermittent opens and shorts), ◆Net weight: 1 lb.

#EN-392-020 \$92.50



Technicians' Turntable

Turntable to speed repair of VCRs, TVs and more. Easily turn unit for convenient repair. Holds up to 200 lbs. Dimensions: 20" W x 15" D x 1-1/8" H. Black pebbled surface. Includes 4 anti-skid adhesive feet. Net weight: 9 lbs.

#EN-360-427 \$28.50 (1-3) \$23.80 (4-UP)



Idler Tire Kit

Have the tire you need in stock when you need it. This comprehensive kit contains 180 of the most commonly used tires in an easy-to-use case and a cross reference for 32 manufacturers crossing to over 600 VCR model numbers. A \$400.00 retail value. Net weight: 1-1/2 lbs.

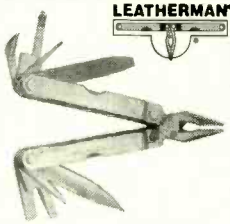
#EN-400-900 \$39.95 KIT



Leatherman Tool

The Leatherman tool is an extremely versatile and durable compact toolchest you can hold in your hand ... contains 12 useful tools in one! Needle nose pliers, regular pliers, awl, Phillips screwdriver, three slotted screwdrivers, can and bottle opener, wire cutters, file, knife, and 8 inch ruler. Made of only the highest quality 100% stainless steel. Includes sturdy leather sheath. 25 year manufacturer warranty. Net weight: 5 oz.

#EN-360-990 \$39.95 (1-3) \$37.50 (4-UP)



Vifa D25TG-05 1" Poly Dome Tweeter

Excellent performance at a moderate price. This ferro fluid cooled 1" poly dome tweeter features a high loss diaphragm, user replaceable voice coil assembly, and high power handling.

- ◆Power handling: 100 watts RMS/140 watt max
- ◆Nominal impedance: 6 ohms ◆DC resistance: 4.6 ohms ◆Frequency range: 3,000-24,000 Hz ◆Magnet weight: 8.5 ozs. ◆Fs: 1500 Hz ◆SPL: 90 dB 1W/1m
- ◆Net weight: 1-1/4 lbs.

#EN-264-502 \$18.50 (1-3) \$16.80 (4-11) \$15.45 (12-UP)



Audio Generator

Square wave and sine wave generator useful for a variety of audio applications.

Generates 10 Hz to 1 MHz in 5 ranges. Output voltage: 8V RMS sinewave, 10V p-p squarewave. +/- 3% dial accuracy. Output impedance: 600 ohms. Synchronization: +/- 3% of oscillation frequency per VRMS. Dimensions: 6"H x 10"W x 5"D. Includes test lead, AC power cord, and manual. One year manufacturer warranty. Net weight: 6 lbs.

#EN-390-620 \$119.00



Mini Weatherproof Speaker System

These mini weatherproof speaker cabinets are made from high impact polypropylene which is completely weather sealed making these perfect for indoor or outdoor use. These great sounding mini speakers feature a 5" polypropylene cone woofer and a mylar dome tweeter. Ideal for use as extension speakers or for surround sound. Small size blends easily into any decor. Frequency response: 130-20,000 Hz. 8 ohm impedance: 30 watts RMS, 60 watts maximum power handling capability. Mounting brackets included. Dimensions: 8" (H) x 5-1/2" (W) x 4-1/2" (D). Net weight: 10 lbs.

#EN-310-020 (Black) \$79.95 (1-3 PRS) #EN-310-025 (White) \$74.80 (4 PRS-UP)



Professional Strobe Light

No top notch lighting display is complete without a powerful, high speed strobe light. This professional unit features an ultra bright xenon flash tube, reflective bowl, variable speed control, and on/off toggle switch. A 1/16" clear plexiglass cover is mounted on brass stand-offs to protect the flash tube assembly. Includes adjustable mounting bracket. Dimensions: 9-1/2" (W) x 8-5/8" (H) x 6-7/8" (D). Net weight: 7 lbs.

#EN-243-072 \$92.80



6-1/2" Two Way In-Wall System

This is our most popular in-wall. You won't believe how good these really sound. Big enough to produce great home theater sound and still fit everyone's budget. Put a pair in every room of your house. Great for front or rear speakers in your surround system. The 6-1/2" polypropylene woofer and 1" textile dome tweeter were specially designed with home theater in mind. The crossover network utilizes a mylar capacitor for crisp clean highs. 3 piece design make installation in new or existing walls a snap. Textured ABS frame and steel mesh grill are spray paintable to match (or blend into) any decor. Speaker front plate is "blacked out" for cleaner "through grill" appearance. System comes with speaker assembly, removable metal grill, heavy steel backer plates, screws and hardware, hole cut-out template, paint mask, and detailed installation instructions.

◆Specifications: ◆6-1/2" polypropylene cone woofer with poly foam surround. ◆1" textile dome tweeter/midrange. ◆8 ohm impedance. ◆3 component L/C crossover network. ◆Frequency response: 50-20,000 Hz. ◆Power handling capability: 60 watts RMS/100 watts max. ◆Sensitivity: 89 dB 1W/1M. ◆Overall dimensions: 8-1/2" W x 12" L x 3-1/2" D. ◆Hole size: 7-1/4" x 10-3/4". ◆Fits into standard 2" x 4" wall. ◆Net weight: 12 lbs. per pair.


#EN-300-036 \$104.95 (1-3 PRS) \$96.50 (4-11 PRS) \$85.50 (12 PRS-UP)



Troubleshooting And Repairing Consumer Electronics Without A Schematic

A common problem faced by repair technicians is having to troubleshoot electronic equipment without a schematic. With hundreds of illustrations, this indispensable guide demonstrates how to locate, test, and repair amplifiers, TVs, CD players, radios, power supplies, and more. Written by Homer L. Davidson. 320 pages. Copyright: 1994. Net weight: 1-1/4 lbs.


#EN-500-305 \$22.95 EACH



Isotip Butane Soldering Iron

The ideal soldering iron for field repairs where no AC power is present. Operates for up to 100 minutes of continuous soldering per refill. Uses standard butane (not included) available at most stores. Tip temperature is adjustable up to 1067° F. Iron also comes with a torch attachment which easily screws on in place of the soldering tip. As a torch, one refill will provide up to 1 hour of continuous flame. Temperature is adjustable up to 2372° F. A protective cap with a built-in striker and 2.4mm tip are included. Limited one year warranty.

#EN-370-235 \$26.95 EACH



Parts Express™
340 East First St.
Dayton, Ohio 45402-1257
Local: 513-222-0173
FAX: 513-222-4644

◆30 day money back guarantee ◆\$20.00 minimum order ◆We accept Mastercard, Visa, Discover, and company C.O.D. orders ◆24 hour shipping ◆Shipping charge = UPS chart rate + \$1.90 (\$5.00 minimum charge) ◆Hours 8:00 am - 8:00 pm ET, Monday - Friday ◆9:00 am - 5:00 pm Saturday. Mail order customers, please call for shipping estimate on orders exceeding 5 lbs. ◆Foreign destination customers please send \$5.00 U.S. funds for catalog.

Parts Express

3-In-1 Universal Remote

This remote will operate any remote controlled cable box, TV or VCR at just a fraction of the cost of a factory replacement! This unit is already preprogrammed to include the most common codes. It is attractively styled, durable, and easy to set up and operate. The manufacturer even offers a toll free consumer help line to answer questions and provide customer assistance. Requires 2 AAA batteries (not included).



#EN-180-565 \$11.95 (1-9) **\$9.95** (10-UP)

The Wet Look™

The Wet Look™ is a new generation of high gloss polymers formulated especially for the speaker industry. This superior coating provides a protective "coat of armor" for your paper cone speakers. A special UV Inhibitor has been added to reduce the decaying effects of the sun's ultraviolet rays. The Wet Look™ makes paper cones resistant to water, humidity, sun, and salt. Best of all, it's easy to apply and cleans up with soap and water. 1 pint can.



#EN-340-510 (Clear) \$8.95 EACH
#EN-340-512 (Black) \$8.95 EACH

72 Pin Game Cartridge Connector

Quality replacement for the game cartridge connector used in Nintendo Entertainment Systems (NES). Repeated loading and removal of game cartridges damages the connector contacts and produces symptoms such as a flashing blank screen or distorted picture. Revitalize your unit by replacing the game connector. It's simple; there is no soldering required and only a phillips head screwdriver is needed to complete installation in minutes! Our replacement connector has gold plated game contacts for long life, superior conductivity, and resistance to oxidation. One year warranty.



#EN-091-900 \$8.95 (1-9) **\$7.95** (10-UP)

BigFoot™


"Copper tip" design standard 1/4" phone plug. Unsurpassed quality ensures low noise and high conductivity connection. All metal/nylon construction with external solder connections. Insulator sleeve included. 5/16" ID barrel. Made in the U.S.A.



#EN-092-200 (Mono) \$2.25 (1-9) **\$1.95** (10-9) **\$1.75** (10-UP)
#EN-092-206 (Stereo) \$3.25 (1-9) **\$2.90** (10-9) **\$2.65** (10-UP)

RS-232 A-B Switch

High reliability rotary type switch. Fully shielded, heavy gauge steel construction with gold plated connectors. All pins switched through (except ground). Used to switch multiple printers or computers. Full one year warranty. Net weight: 1-3/4 lbs.



#EN-130-010 \$9.95 (1-2) **\$8.95** (3-9) **\$7.95** (10-UP)

Printer Cables


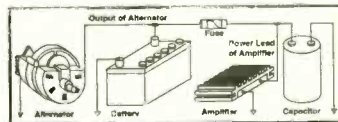
25 pin male RS-232 to 36 pin male Centronics connector. Fully shielded and molded cable with all 25 conductors connected. Convenient thumbscrew hardware on the RS-232 connector.



Part #	Length	Price (1-9)	Price (10-49)	Price (50-UP)
EN-130-220	6 ft.	\$4.50	\$3.90	\$2.90
EN-130-225	10 ft.	5.50	4.95	3.75
EN-130-227	15 ft.	8.50	7.90	5.90
EN-130-228	25 ft.	10.90	9.50	7.90
EN-130-229	50 ft.	19.80	17.50	14.90

Car Stereo Power Supply Capacitors

Most car amplifiers' power supplies simply lack the capability to produce large amounts of instantaneous power. These computer grade, car stereo capacitors work by storing energy and supplying, on demand, a quick burst of energy to the power amplifier. The result is tremendous bass punch and dramatically improved transient response. Feature gold plated terminals.



Part #	Value	Voltage	Dimensions	Weight	Price (1-15)	Price (16-UP)
EN-029-1000	1,000,000 uf	16 VDC	3"(dia.) x 8-1/2"	3 lbs.	\$59.80	\$52.80
EN-029-1005	1,000,000 uf	20 VDC	3"(dia.) x 8-1/2"	3 lbs.	79.80	73.50



Video School videos make it easy for anyone to comprehend the complex operations of VCRs, camcorders, and more. From *How to Clean VCRs* for the video rental store, to *Minor Camcorder Repair* for the advanced service shop. There is something for everyone! These tapes also make great new employee orientation videos.

Electronic Video Library


Save over \$25.00 by purchasing this complete library of six Video School instructional videos. You'll receive VCR 1-How To Clean VCRs, VCR 2-Minor VCR Repair I, VCR 3-Minor VCR Repair II, VCR 4-Common VCR Malfunctions, VCR 5-Diagnosing Video Heads, and Cam 1-Minor Camcorder Repair. Net weight: 5 lbs.



BUY THE SET AND SAVE!

#EN-505-550 \$195.00 EACH

Part #	Description	Price
EN-505-010	VCR 1, How To Clean VCRs	\$28.95
EN-505-020	VCR 2, Minor VCR Repair I	38.95
EN-505-025	VCR 3, Minor VCR Repair II	38.95
EN-505-050	VCR 4, Common VCR Malfunctions	38.95
EN-505-035	VCR 5, Diagnosing Video Heads	38.95
EN-505-030	VCR Test Patterns Alignment Tape	23.95
EN-505-040	Cam 1, Minor Camcorder Repair	38.95
EN-505-085	Microwave Oven Repair	39.95
EN-505-080	Nintendo Repair and Maintenance	33.95
EN-505-090	IBM Compatible Computer Assembly	28.95
EN-505-095	Hi-Fi Alignment Test Tape	29.95



Skew Driver Pro



This unique tool features a gear driven offset bit driver to be used in tight spots or where conventional screwdrivers just won't fit. Includes 1/4" and 3/16" slotted bits, T15 Torx® bit, and 2 phillips bits that are contained in the handle compartment. Can also be used with a 1/4" electric drill. Made in the U.S.A. Net weight: 1/2 lb.

#EN-360-178 \$39.90 (1-5) **\$34.50** (6-UP)

FREE



CATALOG

Source Code: ENM

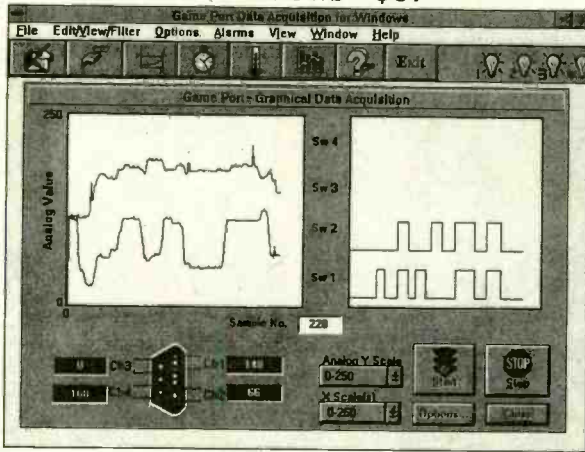
Parts Express™
340 East First St.
Dayton, Ohio 45402-1257
Local: 513-222-0173
FAX: 513-222-4644

CALL TOLL FREE
1-800-338-0531

CIRCLE 262 ON FREE INFORMATION CARD

www.americanradiohistory.com

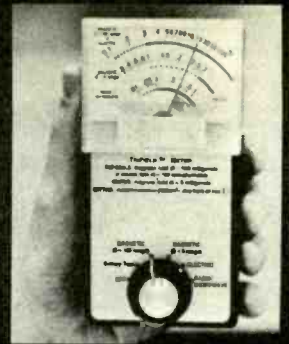
Complete Low Cost Data Acquisition System for Windows - \$67



- 8 channel recording (4 analog & 4 switch monitoring channels).
- Record up to 5000 data points per channel per recording.
- Real-time graphical displays of data acquisition e.g. analog & temperature.
- No analog to digital hardware required, uses the PC game (joystick) port.
- Better than 8-bit resolution, selectable sample rates (from minute range to 20 hertz), option for user defined hi- and low- alarms.
- Software calibration features allow calibration of sensors and joystick port.
- Save data in ASCII & BMP formats, supports OLE with EXCEL.
- Built in spreadsheet, ASCII data editor & graph plotting windows.
- Includes extensive documentation, plus examples of PC data acquisition projects (circuits & component suppliers) e.g. temperature, light, voltage, position sensing & switch sensing. For most hardware interfaces little more is required than a resistor to link a voltage or sensor to the joystick port.

Purchase Price \$67 + Shipping and Handling \$5 (USA) or \$7.50 (Canada)
Phone for further information. Ph. (805) 499 7990
Measurement Software, 2238 Adrian St., Newbury Park, CA 91320, USA

NOW YOU CAN "SEE" INVISIBLE FIELDS AND AVOID THEM



Most homes and offices have hot spots with strong artificial electro-magnetic fields, where chronic exposure may cause mental or physical problems. Even the EPA names these fields as suspected carcinogens. You can reduce your risk by avoiding these high-field areas.

The **TriField™** meter detects *far more* of these fields than any other electromagnetic pollution meter. It's the only one that independently reads AC electric fields, AC magnetic fields, *and* radio/microwaves. It also reads field strengths in *all directions simultaneously*. Every other meter that sells for under \$500 reads only magnetic and only in one direction — they can entirely miss a magnetic field unless pointed correctly and are blind to radio/microwaves and electric fields, both of which cause biological effects.

The **TriField™** meter reads all three types of fields numerically and with a **SAFE/BORDERLINE/HIGH SCALE**, weighted proportional to effect on the body. Thresholds are based on epidemiological and laboratory studies. (While no *absolute* hazard thresholds have been established, reduction of *relative* exposure is prudent.)

The **TriField™** meter comes ready-to-use with battery, instructions, and one-year limited warranty. The cost is \$144.50 postpaid.

AlphaLab, Inc. / 1280 South Third West / Salt Lake City, UT 84101-3049
For literature and information, call (503) 543-6545

What's the easiest way to get Radio Active? Dial 1 800 445 7717

TRIDENT

TR2400 \$499
100KHz to 206 GHz

Bearcat

TR980 \$299
5MHz to 1 GHz

Bearcat

BC220 \$229
Turbo Scan
with 800MHz

Bearcat

BC3000 \$369
25MHz to 1.3 GHz

Trident TR4500 with optional
Spectrum Analyzer 1-1300MHz
\$669.00

YB400 \$179
Top Rated Compact
Shortwave Receiver

These are a few of our products and price values. For more information dial toll free or use our BBS, or get instant specs & info. from our fax back service.

Toll Free, 24 Hours! For orders or for tech support, dial our 800 number. For Fax Facts Instant catalog sheet service, dial 317 849 8683. Computer BBS

ACE
COMMUNICATIONS
10707 E. 106th St. Fishers, IN 46038

& Fax/Modem, 317-579-2045. Mastercard, Visa, Checks, Approved P.O.'s & COD (add \$5.50) & AMEX, Discover. Prices, specs and availability subject to change. Ground shipping and handling charge \$6.95

CIRCLE 211 ON FREE INFORMATION CARD

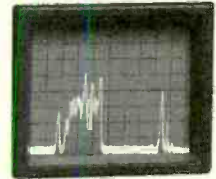
www.americanradiohistory.com

YOU ASKED FOR IT WE'VE GOT IT

SPECTRUM ANALYZER SCOPE ADAPTER



1 MHz TO 500MHz
SPECTRUM
ANALYZER



AS SEEN ON YOUR SCOPE

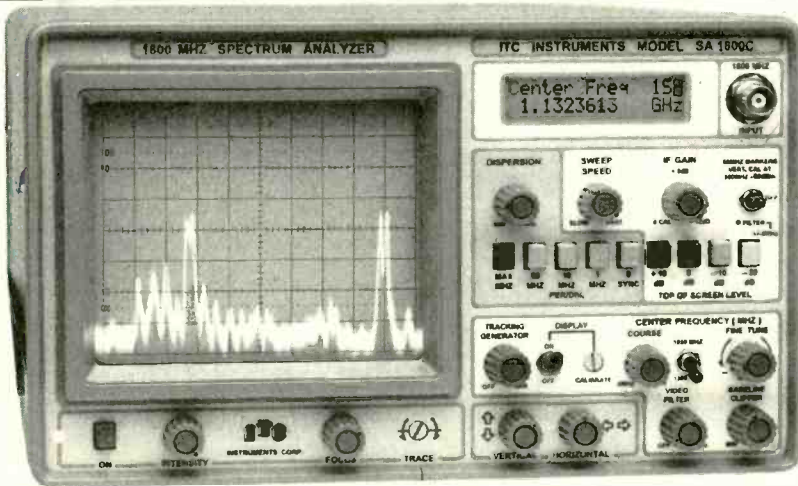
100% FACTORY ASSEMBLED **NOT A KIT** MADE IN THE USA

A MUST FOR EVERY SHOP:

The SA500ADP Spectrum Analyzer Scope Adapter works with any Scope. Just one connection to the Vertical & Trigger Inputs and any scope becomes a full function Spectrum Analyzer. Tune H.T.'s Filters, Mixers. **Check all RF based Systems.** The SA500ADP Scope Adapter will compliment

any Ham Shack, Radio Service Shop or EMI Test Lab.. **MADE IN THE USA** Not a kit. If you have been waiting for a low cost High performance Spectrum Analyzer at an affordable price, take Advantage of our special introductory offer. Add a 500MHz Tracking/Noise Generator for only \$100 and save a total of \$200.

SA500ADP ONLY **\$399.00**
Add Tracking Gen. **\$100.00**
Introductory offer only
\$499.00
SAVE OVER \$200 Reg. price \$699



SETTING THE STANDARD

SA500A, SA1300B, SA1800C

SPECTRUM ANALYZERS

STARTING AT \$995.00

MADE IN THE USA

6" x 12" x 16" (H x W x D) (only 16 LB)

SA1800C Shown \$2395.00

Model SA1300B **1-1300 MHz In One Sweep \$1995.00** Options 1,3,5,6

SPECTRUM DISPLAY MONITOR \$995.00

The SA500A easily attaches to any receiver IF output jack. Providing a panoramic signal display of your scanner or communication receiver. The SA500A is a Full Function Spectrum Analyzer with +/- 5KHz Narrow Band Filter, Center Freq. Display, 50 MHz Marker. SA500A The first affordable **Professional Spectrum Monitor/Analyzer** for all serious Ham Radio and Radio Monitoring Operators. With Opt. 1,3,5,6

TWO FULL FUNCTION ANALYZERS

Quality & Performance with 80dB on Screen, -100 dBm Sensitivity, Center Freq. Display, +/- 5KHz Narrow Band Filter 50 MHz Marker. **DISPERSION ZOOM**, Baseline Clipper, Adjustable Sweep Speed, Video Filter, and 40dB Input Attenuation. SA1300B 1-1300MHz

SA1800C 1-1300 & 850-1850MHz **\$2395** With Opt. 1,3,5,6

ADVANTAGE INSTRUMENTS CORP. MC-VISA - DISCOVER call 800-566-1818

3579 Hwy. 50 East Carson City, Nevada 89701 702-885-0234 FAX 702-885-7600

PRICES & SPECIFICATIONS SUBJECT TO CHANGE WITHOUT NOTICE OR OBLIGATION. F.O.B. CARSON CITY NV. NV. RESIDENTS ADD SALES TAX.

CIRCLE 222 ON FREE INFORMATION CARD

HOME AUTOMATION

Largest Selection of HOME AUTOMATION products in the World!

Browse us on the WEB!

<http://www.techmall.com/smarthome>

Hundreds of hard-to-find automation, X10, and wireless control products. Computer control of your home, security systems, surveillance cameras, infra red audio/video control, HVAC, pet care automation, wiring supplies, and much more!

HOME AUTOMATION SYSTEMS, INC.

151 Kalmus Drive, Ste L4, Costa Mesa, CA 92626
Questions 714-708-0610 FAX 714-708-0614

800-SMART-HOME

800-762-7846

Call 24hrs for FREE
64 page Color Catalog
Over 500
unique products!

HOME AUTOMATION SYSTEMS, INC.




FREE



Caller ID

Electronic Kits



Multistation Thermometer

Microcontroller based thermometer that can use 4 separate sensors and transmit data to your PC via RS232 Serial data link. Measure temperature from -47 degrees Fahrenheit to +147 degrees Fahrenheit. Temperatures can also be displayed in Celsius.

Telephone Dialer

Works with your telephone to store 240 names and numbers in battery backed up memory. Works with 9v battery or ac adapter. Has a 1x16 LCD display and 12 button keypad for easy data entry and use.

Caller ID

Stores 150 calls! Retrieves standard single messaging and multi-messaging Caller ID data from your telephone company. Name, number, date and time are stored in battery backed up memory and can be transmitted to your PC via and RS232 serial data link.

Call for Information

1-800-772-3945 or 303-770-5747

GENOA Group, 7304 S. Alton Way, Suite A, Englewood, CO 80112


Don't lose sight
of Glaucoma.



NATIONAL
EYE
HEALTH
EDUCATION
PROGRAM

ACTIVE MICRO We Want Your Excess Inventory

- * INTEGRATED CIRCUITS
- * MEMORY (NEW OR USED)
- * EPROMS (NEW OR USED)
- * CIRCUIT BOARDS
- * DIODES
- * TRANSISTORS
- * LED'S



Tel 310-494-4851 Fax 310-494-4913
1891 Obispo Ave Signal Hill, CA 90804

CABLE TV DESCRAMBLERS NOBODY BEATS OUR PRICE!

SAVE MONEY-DON'T RENT

TOCOM

SCIENTIFIC
ATLANTA

ZENITH

QUANTITY DISCOUNTS! 24 HOUR SHIPPING
MASTER CARD • AMEX • VISA • C.O.D.

CALL VIDEO CONNECTIONS, INC.

JERROLD

1-800-677-0321

PIONEER

Anyone implying theft of service will be denied assistance.

All shipping and handling at customer's expense

NO FLORIDA SALES

CW-2D

CABLE TV DESCRAMBLER KITS

Universal-New Product

This Product includes all the Parts, PC Board, Complete Schematic with Functional Guide. Generates Sync for most Video Applications.

\$79.95

Tri-Mode Descrambler

This product includes all the parts PC Board and AC Adaptor. NO Enclosure included.

\$59.95

SB-3 Descrambler

This Product includes all the Parts, PC Board and AC Adaptor. Enclosure is not included.

\$44.95



Call Toll Free 1-800-886-8699

M & G Electronics, P.O. Box 3310, No. Attleboro Mass. 02761




Anyone implying theft of Cable service will be denied assistance.

NO MASSACHUSETTS SALES!

PROJECT BOX

Used to be the power control box for an MDS receiver. It has an on/off switch on front, three "F" connectors and coaxial power jack on rear. Attractive "clamshell" box measures approx. 4½" x 3½" x 1½".



Three for \$4.95

MICRO SWITCH

With 1" plastic lever, N.O. and N.C. closed contacts.

95B010

\$1.25 each



SEALED LEAD-ACID BATTERIES

New, in crates, with 1994 date codes.

~ 12 Volt, 12 Amp/Hour. 5.875"L x 3.75"W x 3.625"H.

95E024

Crate of 18 - \$325.00

\$19.95 each



BRAND "X" LENS

Eyepiece-type magnifier. Focal length = 50mm, f3.2. Approx. dimensions: D=38mm, L=43mm. Excellent hand magnifier at approx. two power.

93L009

\$9.95 each



USED TUBES

\$1.00 each

Your choice. Pulls, test OK.

3CU3	6C5	6J5	12AU7
6AG5	6GF7	6SN7	12AV5
6AL5	6GH8	7B5	12DQ6

Price good through 12/31/95.

100' LONGWIRE ANTENNA KIT

For shortwave reception and transmission. End insulators included.

95A002

\$4.95 each



MAGIC LIGHT

This pocket-sized ultraviolet light may be used for detecting invisible inks, minerals in rocks, etc. It's the same approximate size as a pocket pager and even has a belt clip to keep it handy. Runs on two "AA" batteries (not included). 3¼"W x 1¼"H x 1"D.

95L007


\$7.95 each

FULL PAGE SCANNER

By Info Products. 400 DPI, 256 greyscale, TWAIN-compliant. Scans a full page in six seconds. Includes Windows-compatible image editing and OCR software. Very small footprint - 3.5" x 12.2".

SF2HGS

\$225.00 each



USED HARD DRIVES

Quantum Q540. 36 MB MFM 5¼" full-height. 94C025

\$24.95 each

16-BIT ESDI CONTROLLER CARD

Adaptec ACB-2322. Full-height, hard and floppy. Tested, with docs.

95C018

\$19.95 each

16-BIT SCSI CONTROLLER CARD

DTC 3280AS. Half-height. ASPI drivers included. Corel-supported.

95C003

\$79.95 each

FLEXIBLE MAGNET STRIP

Adhesive on both sides makes permanent installation possible. Measures ½" wide by 3/32" thick including adhesive. Specify Length!

95N003

59¢ per foot

PHONE FM TRANSMITTER

This small but powerful circuit attaches to a phone line and transmits the conversation into the FM band. It uses the phone line itself as an antenna. No battery is required since power is drawn from the phone line. Easily adjusted to transmit outside the commercial FM band for greater security. Sold only as a testing device.

Kit 16

\$12.99 each




REVERSIBLE WORM GEAR MOTOR

12VDC. Originally for automotive electric windows.

95M002

\$14.95




6 METER FSK BOARD

Crystal controlled on 50.675 receive frequency. Super het with 10.7MHz IF. Three ICs and one transistor. Not a kit! New, with schematics and spec sheet for major components.

92A067

\$9.95 each




BRIDGE RECTIFIER

KBL02. 200 Volt @ 4 Amps.

95S002

\$1.49 each




SPEAKER & GRILL COMBO

Speakers are 4 Ohm, 5 Watt units measuring 4" square at the mounting flanges. The speaker grills are an attractive flat black color and measure 5" in diameter.

95Z014

\$4.95 per Set




SOUND-ACTIVATED ALARM BOARD

Removed from unused alarm system. When activated, this board listens for sounds of forced entry

and responds with a loud siren when tripped. Runs on 9V DC. Microphone is included. Speaker (95Z014) and battery holders are sold separately. Includes pinout diagram.

95Z015

\$4.95 each



FOLDING LOCK KNIFE

Stainless steel blade, 5" open, 3" closed. Wood and brass handle.

94Z032

\$1.49 each




BABY BENCH VISE

It's been said there's a little vice in all of us, and now it's been personified. This is so cute (and small) you'll want to mount it on your bench so you can admire it. The 1¼"-wide smooth jaw opens to about 1½". Sold as a jeweler's vise, it has most of the features usually found in bigger bench vises, such as dual guide pin, lead screw, sliding handle, anvil and bench mounting ears. Possible uses include heatsink, holding fixture, bending, crushing, small hammer and anvil forge work, model building, anchor for boats up to 18".

845MV


\$8.85 each



PROTOBOARD

9.1" x 6.9" x 1.2". Five distribution strips; 500 distribution points. Three terminal strips; 1,890 terminal points. Four binding posts.

SB2390 \$22.00



VISA, MC, Amex cards accepted. California residents add sales tax. Shipping additional on all orders.

ALLTRONICS

2300 Zanker Road - San Jose, CA 95131
(408) 943-9773 - Fax (408) 943-9776

On-Line Ordering
(408) 943-0622
14400 Baud • N-8-1 • 24 Hrs.
Catalog by E-Mail:
info@alltronics.com



CAPITAL ELECTRONICS INC.

852 Foster Avenue

Bensenville, Illinois 60106

Phone (708) 350 - 9510 • Fax (708) 350 - 9760

PRINTED CIRCUIT BOARDS

- SINGLE-SIDED, DOUBLE-SIDED, MULTI-LAYER(4-8 LAYERS) AND FLEXIBLE PCB PRODUCTION

UNBEATABLE PROTOTYPES!

- PREMIUM DELIVERY AVAILABLE
24 HR SERVICE ON SS & DS
72 HR SERVICE ON MULTI-LAYER
- ARTWORK GENERATION / EDITING
 - PHOTOPLOTTING SERVICES
 - ASSEMBLY SERVICES
 - 24 HR. ON-LINE MODEM
19,200 BAUDE, (708) 350 - 9761

FOR QUICK & COMPETITIVE PRICING,
OR MORE INFORMATION,
PLEASE CALL US TODAY!

QUALITY IS OUR CAPITAL CONCERN

Data Acquisition

& Control Hardware for PC's

ANA100 Analog I/O \$ 99



- 8 Channel 8-Bit
0 to 5 Volt input
- 14 TTL I/O lines
- Analog output
- 400 KHz sampling

DIG100 Digital I/O..... \$ 39



- 8255 PPI
- 24 or 48 TTL I/O Lines
- Selectable Base Address

ANA150 Analog/Counter... \$ 89



- 8 Channel 8-Bit
0 to 5 Volt input
- 3 16-Bit Counters
- 400 KHz sampling

DIG200 Counter I/O..... \$ 79



- 3 16-Bit Counters
- 8-Bit input port
- 8-Bit output port
- Selectable Clock frequency input

ANA200 Analog I/O..... \$ 79



- 1 Channel 12-Bit
0 to 5 Volt input
optional bi-polar
- 100 KHz sampling
- 24 TTL I/O lines

ANA201 Analog \$ 129



- 8 Channel 12-Bit
- x1, x5, x10, x50 Programmable channel gain
- 100 KHz sample

Engineering Software - PC/MSDOS

Analysr III - Linear Circuit Analysis	\$ 149	
AutoSkem - Schematic Drawing program	\$ 29	More Hardware and
CompDes - Circuit Design program	\$ 29	Software items available
EasyPC - PCB Layout and Circuit Drawing	\$ 149	
Fittech - Filter Circuit Design and Analysis	\$ 229	Ask for our current catalog
PC-Scope - Digital Storage Oscilloscope for ANA100		
ANA150 or ANA201 board	\$ 39	MasterCard/Visa accepted
Pulsar - Logic Circuit Analysis	\$ 149	

BSOFT Software, Inc.

PHONE 614-491-0832 * FAX 614-497-9971
444 COLTON ROAD * COLUMBUS, OHIO * 43207

Robot Kits

- ✓ Academic-Level Books
- ✓ Build it Yourself
- ✓ Action Packed

EASY TO BUILD You do ALL electronic & mechanical assembly using 2-color Instruction Books with step-by-step, well-illustrated directions for assembly, experiments and testing. Each Robot Kit applies different electronic & robotic principles. Learn how Robots work and have fun at the same time!

606A "Scrambler" All Terrain Robot This 6-legged Robot walks over rough terrain. Uses high-tech infrared beam to sense and avoid avoid objects in its path. 32 page Book. **\$37.95**



603A "Copycat" Programmable Robot Program direction, light and sound using detachable keypad (included) or optional PC. Learn digital logic basics. 44 page Book. **\$57.35**

602A "Blinky" Pathfinder Robot Follows path made with a marker pen or tape. Red/green LEDs react to steering changes, adding fun and interest. 28 page Book. Infrared emitter/detectors. **\$36.95**



601A "Scooter" Sound Controlled Robot Backs up, changes direction, goes forward when it hears loud noise or hits an object. Florescent red. 24 page Book. Fast-paced excitement! **\$18.95**

DEPENDABLE PRODUCTS Since 1963, Graymark's ONLY business has been producing educational electronic kits. We do one thing and we do it right. That's why Graymark has the largest selection of electronic kits. And, our "It works or we fix it" policy guarantees success for YOU!

ORDER TODAY! Phone: VISA/MasterCard
Mail: Check/Money Order, VISA/MasterCard
Add: \$4.00 Shipping

CALL FOR FREE
40 PAGE CATALOG

Graymark

P.O. Box 2015, Tustin, CA 92681

800-854-7393

CIRCLE 298 ON FREE INFORMATION CARD



New Jensen Catalog

- Inch/Metric Tools, Tool Kits
- Telecom/LAN Accessories
- Diagnostic Products
- Test Equipment from the Major Manufacturers

Call for Free Copy



800-426-1194

JENSEN TOOLS INC.

7815 S. 46th St., Phoenix, AZ 85044

CIRCLE 322 ON FREE INFORMATION CARD

CRYSTAL CONTROLLED SURVEILLANCE

VHF & UHF PROFESSIONAL ENCASED PARTIALLY ASSEMBLED TRANSMITTER KITS
Countersurveillance. Also Tunable 70 to 305 MHz Kits. We Design & Manufacture Our Equipment. Custom Design.

FOR CATALOG SEND \$2.00 TO:

SHEFFIELD ELECTRONICS CO., P.O. Box 377940-C
Chicago, IL 60637-7940. Tel. (312) 324-2196


Cable Test Aids

Orders only 1-800-452-7090 Information (310)902-0841

Test Chips that fully activate Jerrold, Tocom, Zenith, SA, Pioneer and more. Easy Quick-Board installation!
Prices from \$5 to \$49.95 ea. **C&C SPECIALTIES**
1 Year Warranty! FAX 310-902-0851
No Ct. Sales. Not for use in cable co. owned equip. For test or repair only.

Move Up to the Ultimate in Robotic Kits.

OWIKIT™




OWI's "Next Generation" of affordable, rugged Robot Kits challenge the enthusiast to solder circuit boards and mechanically assemble.

Each OWIKIT also incorporates the basic principles of robotic experiments, sensing and locomotion, guaranteeing an exciting, hands-on adventure of knowledge and fun!


But remember! OWI is the recognized founder and leader in Educational Robot Kits. ACCEPT NO IMITATIONS.

GRAND PIANO	BT-802	47 Note Memory	8 Pg. Book	\$ 31.95
ROULETTE	BT-805	Regulation - 38 Numbers	8 Pg. Book	19.95
S-CARGO	OWI-936K	Sound Sensor	47 Pg. Book	29.95
WAO II	OWI-961K	Programmable - Graphic	59 Pg. Book	79.95
SPIDER	OWI-962K	Infrared Sensor	49 Pg. Book	39.95
LINE TRACKER	OWI-963K	Infrared Sensor	48 Pg. Book	39.95
MANTA	OWI-966K	Sound / Touch Sensor	44 Pg. Book	29.95
MOON WALKER	OWI-989K	Solar Sensor	10 Pg. Book	39.95



EK ELEKIT

1160 Mahalo Place
Rancho Dominguez, CA
90220-5443
(310) 638-7970
Fax: (310) 638-8347



Order M - F: 8a.m. - 4p.m. PST

CIRCLE 202 ON FREE INFORMATION CARD

Great books on **SCANNING** and **MORE!!**

CHEEK

The Ultimate Scanner!

The King of Scanners takes this step-by-step, richly illustrated, bench manual beyond everything ever published on scanner mods. Bill is a perfectionist who will help you convert your scanner into precisely what you've always wanted! Finally available!!

new!

May 1995,
244 pages, large format,
\$29.95.

EMERGENCY RADIO!

Scanning News As It Happens
Norm Schrein (Mr. Scanner)
214 pages, \$14.95

"Excellent..." Barry Goldwater
"Irresistible" Bill Cheek
"A winner..." 911 Magazine

SCANNERS

& Secret Frequencies
Henry Eisenon
320 pages, \$19.95

"Must reading..."
Electronics Now
"A giant undertaking"
Monitoring Times
"You can't miss!" ASG
"The best" Norm Schrein

Underground Database

More than 400 listings, 100 pages, large format, \$23.75
SCARY!

Everything that's sort of legal, unless you actually USE it.

1st book \$4 s/h, then \$2 ea.
CA add 7.75% tax
Order line **800-546-6707**
All credit cards

INDEX Publishing Group, Inc.
3368 Governor Dr., Suite 273E
San Diego, CA 92122

Radiotelephone - Radiotelegraph

FCC Commercial License

Why Take Chances?

Discover how easy it is to pass the exams. Study with the most current materials available. Our Homestudy Guides, Audio, Video or PC "Q&A" disks make it so fast, easy and inexpensive. No college or experience needed. The new commercial FCC exams have been revised, covering updated Aviation, Marine, Radar, Microwave, New Rules & Regs, Digital Circuitry & more. We feature the Popular "Complete Electronic Career Guide". 1000's of satisfied customers **Guarantee** to pass or money back. Newest Q&A pools. Send for **FREE DETAILS** or call

1-800-800-7588

WPT Publications
4701 N.E. 47th St.
Vancouver, WA 98661

Name _____

Address _____

City _____ St. _____ Zip _____

1-800-800-7588

DC/CAD

introducing...

THE TERMINATOR

Super High Density Router
(Complete with Schematic & PCB EDITOR)

Features the following powerful algorithm & capability:

- No copy protection
- Rip-up Retry
- Pre-routing of SMT components
- User defined strategies
- Real-Time clean up and via minimization
- Gate & Pin swapping
- 1-mil Autoplacer and Autopanning
- Two-way Gerber and DXF
- Automatic Ground Plane w/Cross-Hatching
- Complete w/Schematic & Dolly Libraries
- Optional simulation capability & enhanced mode for 486 users
- Gate & pin swapping

**ANNOUNCING
PROMOTIONAL
OFFER FOR:
New DC/CAD Windows
Price Range \$295-\$2,500**

*** PCB LAYOUT SERVICE AT LOW COST ***

LEASE PROGRAM & SITE LICENSE AVAILABLE



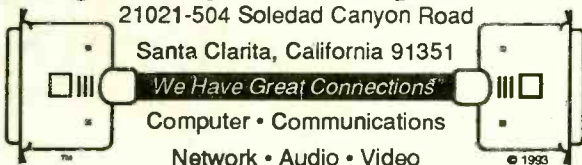
Design
Computation

1771 State Highway 34
Farmingdale, NJ 07727
(908) 681 - 7700 • (908) 681 - 8733 (FAX)

"DC/CAD... The focal point of future CAD market"

Roger's Systems Specialist

21021-504 Soledad Canyon Road
Santa Clarita, California 91351



Cables ★ Connectors ★ Accessories

Call to Order
800-366-0579

Fax to Order
805-288-2293

Free Catalog with order
Most orders shipped same day

Cables

- SCSI \$4/up
- SCSI I & III \$14/up
- MIDI/Sound Blaster \$17
- Internal Drive \$1/up

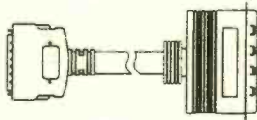
Accessories

- Dual RJ11 Wall Plate 80¢
- 12vdc Power Fans \$5
- Auto Fax/Modem Switches
..... \$89/up
- EtherNet Card \$46
- Monitor Arms \$39
- Keyboard Drawers \$14/up

SCSI II Cable

2' SCSI II HD50 male to SCSI I male

#CC-679-2
\$14⁰⁰



Stereo Headphones

- Exceptional Sound
- 1/4" Stereo Adapter
- 3.5mm Stereo Plug
- Major Brand Name
- Blister Pack

#TM-170-SP **\$8⁰⁰**

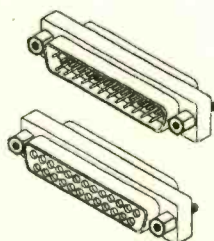


Mini D-SUB Gender Changers

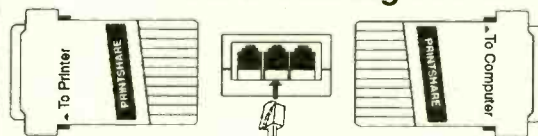
All D-Subminiature
genders available
Only 1/2" deep
Just ask for size and gender

most are

\$2⁰⁰ each or less!



Printer Sharing Device



\$34⁹⁵
each

Up to 40 computers to one printer • up to 1500'
Uses 4 conductor phone cable

#CC-222-P for printer #CC-222-C for computer

\$10.00 minimum order • \$4.50 for shipping for pre-paid orders • California add 8.25% tax • No out of state checks


CIRCLE 324 ON FREE INFORMATION CARD

For The Serious Electronics Enthusiast

MCM Electronics®

MCM is the comprehensive source for all of your electronics needs. We feature the entire line of TENMA Test Equipment, semiconductors, repair parts, tools, audio/video cables and accessories, computer products and much more.

Discover for yourself the MCM Electronics difference, call for your free catalog today.



**Free
Catalog**

RCA/GE Premier Distributor


**Computer Expansion Products
and Accessories**



VCR/TV Accessories



**Benchtop and Handheld
Test Equipment**



**Specialized Tools and
Technician Aids**

**Amateur Radio
and Accessories**



FREE Catalog, call toll free:

1-800-543-4330

- Second day or better shipping to most of the U.S. with distribution facilities near Reno, NV and Dayton, OH.
- Hours: M-F 7 a.m.~ 9 p.m., Sat. 9 a.m.~ 6 p.m. EST.



MCM ELECTRONICS®
650 CONGRESS PARK DR.
CENTERVILLE, OH 45459-4072
A PREMIER Company

**CODE:
ENS21**

CELLULAR MADNESS!

Cellular/DDI Box Software *Over 8.6 MEGS zipped files!*

Including:

- Complete book included!
- Plans for an ESN/NAM "snatcher" for under \$400
- Information on cellular "fingerprint"
- All peripheral topics
- Explanation of 9122 Motorola revision and how to defeat it
- Wargames dialer and lots more!
- Programming software (ESN/NAM) for over 20 phones
- OKI 900/Loader Boxes

**only
\$149**

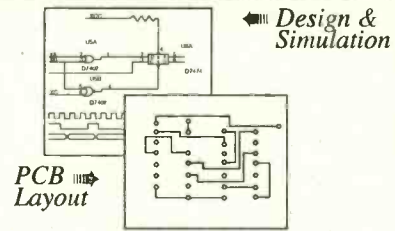
WE HAVE IT ALL!

ESN READER.....\$400

G2/AMPS (no lock)...\$600

CELLULAR MASTERS (805) 486-0867
4045 S. SAVIERS RD., OXNARD, CA 93033


Low Cost CAD Software
for the IBM PC and Compatibles
Now In Windows™95



- Easy to use schematic entry program (SuperCAD) for circuit diagrams, only \$149. Includes netlisting, bill of materials, extensive parts libraries.
- Powerful, event-driven digital simulator (SuperSIM) allows you to check logic circuitry quickly before actually wiring it up. Works directly within the SuperCAD editor from a pulldown menu and displays results in "logic analyzer" display window. Starting at \$149 this is the lowest cost simulator on the market. Library parts include TTL, and CMOS devices.
- Analog simulator (SuperSPICE) for \$149. Allows AC, DC and transient circuit analysis. Includes models of transistors, discretes, and op amps.
- Circuit board artwork editor and autorouter programs (SuperPCB), starting at \$149. Produce high quality artwork directly on dot matrix or laser printers. You can do boards up to 16 layers including surface mount. Includes Gerber and Excellon file output. Autorouter accepts netlists and placement data directly from the SuperCAD schematic editor.
- Low cost combination packages with schematics and PCB design: 2-layer for \$399, 16-layer for \$649.

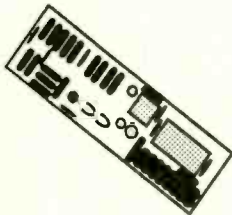
Write or call for free demo disks:
MENTAL AUTOMATION 
5415 - 136th Place S.E.
Bellevue, WA 98006
(206) 641-2141
BBS (206) 641-2846

Miniature Transmitters and Receivers




Small, Attractive, High End Quality, 2 Channel 318 MHz Transmitter
59,049 Settable Codes, 120'-300' Range, 1-1/4" x 2" x 9/16", Assembled

		Qty	1	5	10
RF300T	150' Range Transmitter		24.95	19.95	15.95
RF300XT	300' Range Transmitter		29.95	24.95	19.95



Small, High End Quality, 2 Channel Receiver for the RF300 Transmitters
1-1/4" x 3-3/4" x 9/16" PCB w/ .1" spaced pads for standard connectors
Input: 8-24 vdc Output: Gated CMOS Momentary and Latching Lines

		Qty	1	5	10
RF300R	Receiver, Fully Assembled		24.95	20.95	16.95
RF300RK	Receiver, Complete Parts Kit		19.95	15.95	12.95
RF300PA	Pre-Amplifier. Doubles Range		14.95	11.95	9.95



Small, Economical, Single Channel Transmitter and Receiver Set
Set Code, 60' Range, 1-7/8"x2-3/8"x7/16" (T), 2"x2-3/4"x9/16" (R)
Receiver Input: 5 vdc Output: Gated TTL Momentary Line


		Qty	1	5	10
RF60	Transmitter and Receiver Set		24.95	19.95	14.95

Add \$ 4 shipping for first item + \$ 1 for each additional item. Ca. residents add 8.25% tax
Visa, Mastercard, Money Orders Personal Checks and Cash C.O.D.s

Visitect Inc. P.O. Box 14156 Fremont, CA. 94539 (510) 651-1425 Fax (510) 651-8454

Unbeatable Discount Prices

1 YEAR WARRANTY
15 DAY MONEY BACK GUARANTEE



MT-100

Reg. \$599.

\$419.00

Four Instruments in One Instrument

1 Function Generator

- Sine, Square, Triangle, Pulse, Skewed Sine, Ramp, TTL
- 0.2 Hz - 2MHz

3 Power Supply

- 3-1/2 Digit LCD
- Triple output: #1. 0-50V, 0.5A MAX #2. 15V, 1A #3. 5V, 2A

2 Frequency Counter

- 8 Digit LED
- 1 Hz - 100MHz
- ± (1 Hz + 1 dgt. + Time Base Error)

4 Digital Multimeter

- 3-1/2 Digit LCD
- DCV, ACV, Ω, DCA, ACA
- ± (0.5% + 2 dgts)

FG-140 2MHz Function Generator

Reg. \$249. **\$149.00**



- 0.2 Hz - 2.0 MHz, 7 Decades
- Sine, Square, Triangle, Pulse, Ramp, Skewed Sine
- VCF, Symmetry
- Variable DC Offset Control

2MHz Sweep Function Gen. w/Freq. Counter

Reg. \$399. **\$229.00**



- 4 Digit LED Display
- Sine, Square, Triangle, TTL, Pulse, Ramp, Skewed Sine
- Linear/Logarithmic Sweep
- 10 MHz Freq. Counter

1.0GHz Frequency Counter, High Resolution

Reg. \$399. **\$219.00**



- 1.0 Hz - 1.0 GHz
- 8 Digit LED Display
- Auto & Manual Range
- 4 Selectable Gate Times
- 1MΩ & 50Ω Input Impedance

Oscilloscope Probe Set
Switch Selectable X1/X10

HP-9060, 60MHz Reg. \$29. **\$17.00**

HP-9150, 150MHz Reg. \$49. **\$27.00**

HP-9250, 250MHz Reg. \$59. **\$37.00**

PS-500 DC Power Supply

Reg. \$249. **\$159.00**

- 0-30 VDC
- 0.1-3A
- Short & Overload Protection

PS-540 DC Power Supply


Reg. \$399. **\$249.00**

- 0-16 VDC
- 0.1-10A
- Short & Overload Protection

Deluxe O'scopes w/Phillips CRT.

"BEST BUY!"

OS-3304 Reg. \$499. **\$349.00**



OS-3304 25MHz, Dual Trace

- 1 DC to 25 MHz. Dual Channel
- 2 6" Rectangular CRT with Internal Graticule 10x8cm (Phillips P31)
- 3 Uncalibration LED.
- 4 High Sensitivity 1 mV/div to 2mV/div X-Y modes, Z Axis (intensity modulation)
- 5 Rise time 14n Sec. or less.
- 6 Full TV Trigger for TV-V & TV-H
- 7 Acceleration Potential 2kV
- 8 60MHz (X1.X10) Probe Kit: 2 sets
- 9 Power: 115/230V AC

OS-3324 Reg. \$599. **\$429.00**



OS-3324, 3 Function

- 1 OS-3304
- 2 Dual Component Tester/Comparator
- 3 Triple DC Power Supply 5VDC, +12VDC, -12VDC

OS-3344 Reg. \$899. **\$649.00**




OS-3344, 5 Function

- 1 + 2 + 3 • OS-3324
- 4 Frequency Counter 100MHz, 7 Digit LED Display
- 5 Function Generator 0.02 Hz to 2.0 MHz

OS-3315 40MHz, Dual Trace Sweep Delayed

Reg. \$799. **\$549.00**



- DC to 40 MHz. Dual Channel
- Delayed Sweep 100nS to 1.0S 7 decade
- 6" Rectangular CRT with Internal Graticule 10x8cm (Phillips P31)
- Uncalibration LED.
- High Sensitivity 1 mV/div to 2mV/div X-Y modes, Z Axis (intensity modulation)
- Rise time 8.5nS or less.
- Full TV Trigger for TV-V & TV-H
- Acceleration Potential 12kV
- Variable Hold Off
- 16ns - 1.0s Time Base
- 60MHz (X1.X10) Probe Kit: 2 sets
- Power: 115/230V AC



Bel MERIT

**DM5050C
DM5100**

Reg. \$149.

\$89.00

Including
Deluxe
Holster

Features (DM5050C/DM5100)

- Basic DCV Accuracy: ± 0.25%
- AC/DC Volt & Amp, Ohm
- Diode, Continuity Beeper
- Alligator Clip Test-Leads
- Lead Holders/Velcro Strap Holster

DM5050C, DMM + Capacitance

- 9 Function / 42 Range
- Multimeter
- Ohm: Up to 2000MΩ
- Amp: AC/DC 2 Amp
- Extended Capacitance Meter (9 Range)
- 0.1pF - 20,000μF
- Zero Adjust Knob
- Trig Lamp

DM5100, Wide Range w/Logic

- 11 Function / 45 Range
- Auto Power Off
- Data Hold & Peak Hold
- Freq: Up to 20MHz
- Amp: Up to 20A AC/DC
- Ohm: Up to 200MΩ
- Capacitance: 1p - 200μF
- Logic: TTL, TR hFE

Digital Engine Analyzer

Reg. \$119. **\$69.00**

DM230

- 3 1/2 Digit LCD
- Engine Analyzer Taco, Dwell, Duty Cycle
- DMM DCV, DCA, Ω
- Temperature 0 - 1,999°F
- Diode
- Continuity
- Holster, Temp. Probe, Clip Leads

Capacitance Meter

Reg. \$79. **\$49.00**

CM210

- 3 1/2 Digit LCD
- 0.1p-20,000μF
- 9 Ranges
- 0.5% basic Accu.
- Zero Adjust Knob
- Test Leads & Built in Socket

Pen-Type DMM w/Logic

Reg. \$79. **\$59.00**

DM150

- 3 1/2 Digit
- Dual Display
- Auto & Manual
- DCV, ACV, ACA, DCA, Ω
- Logic CMOS/TTL
- Data Hold
- Diode
- Continuity

Multifunction DMM

Reg. \$99. **\$64.00**

DM4050

- 3 1/2 Digit
- Basic Accuracy: 0.25%
- Heavy Duty, 20A AC/DC Resistance 20MΩ
- Capacitance
- Freq. up to 20MHz
- TR-hFE
- Diode
- Continuity
- Deluxe Holster

BMC Your Best Source for
High Standard Electronics

P.O. Box 744, Lake Forest, CA 92630-0744

Order & Free Catalog

800-532-3221

(714) 586-2310 Fax (714) 586-3399



ALFA ELECTRONICS

HIGH QUALITY TEST EQUIPMENT
BEST PRICE



DMM 89 \$199.95

Most Advanced DMM
All Purpose & Communication
-80.7 to 81.4 dBm with 4Ω-1200Ω
20 reference impedances
True RMS
Frequency counter: 0.01Hz-10MHz
Capacitance: 1pF-50,000μF
Measure AC volt to 20kHz
5000 counts, 0.1% accuracy
Auto/manual range, fast bar graph
Min/Max/Ave/DH/Relative/Zoom
Auto power off
Input warning
Splash proof
Volt, amp, ohm, logic, diode, continuity
Ruggedized case
Rubber holster included



DMM 2360 \$119.95

DMM+LCR Meter
Very Versatile DMM
Inductance: 1μH-40H
Capacitance: 1pF-40μF
Frequency: 1Hz-4MHz
Temperature: -40-302°F
TTL Logic Test: 20MHz
Diode, Continuity
Volt, Amp, Ohm
3999 count display
Peak Hold
Auto power off
Ruggedized case
Temperature probe included
Rubber Holster \$8.00



DMM 20 \$74.95

Inductance: 1μH-40H
Capacitance: 1pF-200μF
Frequency: 1Hz-20MHz
Volt, amp, ohm, diode,
20 Amp AC/DC current
Transistor HFE
Continuity, duty %
Peak hold/Max
Ruggedized case
Rubber holster \$8.00

Full line of DMMs,
economy, compact,
ruggedized, solar cell,
automotive, heavy
duty, industrial,
starts from \$15.95

Fluke Multimeter
Fluke 12 \$84.95
Holster C-10 \$10
Fluke 70 II \$67.5
Fluke 73 II \$94
Fluke 75 II \$129
Holster C-70 \$16
Fluke 77 II \$149
Fluke 79 II \$169
Fluke 29 II \$169
Fluke 83 \$225
Fluke 85 \$259
Fluke 87 \$287
Fluke 97
Scope Meter \$1785




LCR Meter 131D \$229.95

Most Advanced LCR
Dual display: L/Q or C/D
Inductance: 0.1μH-1000H
Capacitance: 0.1pF-10,000μF
Impedance: 1mΩ-10MΩ
0.7% basic accuracy
Auto/manual range
Dissipation factor & Q factor
Serial & parallel mode
Relative mode for comparison
and to remove parasitics
Statistics, tolerance,
Best for design, incoming
testing & production
SMD and chip component
test probe \$25.00




LCR Meter 814 \$189.95

Best Resolution LCR
Inductance: 0.1μH-200H
Capacitance: 0.1pF-20,000μF
Resistance: 1mΩ-20MΩ
1% basic accuracy
Dissipation factor indicates leakage
in capacitor and Q factor in inductor
Zero adjustment to reduce parasitics
Best for high frequency RF
SMD and chip component test probe
\$25.00
LIMITED QUANTITY SPECIAL
DIGITAL LCR METER \$74.95
0.1pF, 1μH, 10mΩ resolution



Frequency Counter FC-1200 \$129.95

Frequency: 0.1Hz-1.25GHz
Display: 8 digit LCD
Period: 0.1μs-0.1s
Records: Max/Min/Average
Data hold, relative mode
Telescoping antenna \$8.00
Deluxe case \$5.00
Also Available:
AC/DC clamp meter, Light meter,
Thermometer, pH meter, High
voltage probe, Digital caliper,
Anemometer, Electronic scale,
Force gauge, Tachometer,
Stroboscope, Humidity & EMF
adapter, Sound level meter,
Frequency counter, SWR/field
strength/power meter, Dip meter




20 MHz Oscilloscope with Delay Sweep PS-205 \$429.95

Dual Trace, Component test, 6" CRT, X-Y Operation, TV Sync, Z-Modulation, CH2 Output, Graticule Illum, 2 probes each has x1, x10 switch. Best price with delay sweep.
PS-200 20 MHz DUAL TRACE \$339.95
PS-400 40 MHz DUAL TRACE \$494.95
PS-405 40 MHz DELAY SWEEP \$569.95
PS-605 60 MHz DELAY SWEEP \$769.95
Scope Probe: 60MHz x1, x10 \$15, 100MHz x1, x10 \$22
250MHz x1, x10 \$29, 250MHz x100 \$39


Digital Storage Scope

DS-203 20MHz, 10M Sample/sec \$729.95
DS-303 30MHz, 20M Sample/sec \$849.95
DS-303P with RS-232 Interface \$1,049.95
Switchable between digital and analog modes
2 K word per channel storage
8 bit vertical resolution (25 Level/div)
Expanded Timebase 10ms/div - 0.5 s/div
Refresh, Roll, Save all, Save CH2, Pre-Trig
Plotter control




DC Power Supply PS-303 \$159.00

0-30 VDC, 0-3A output
Constant voltage & constant current mode
0.02% + 2mV line regulation
0.02% + 3mV load regulation
1 mVrms noise and ripple
Short circuit and overload protected
PS-8200 with digital voltmeter \$179.00
Also available: 30V/5A, 60V/3A, 60V/5A
16V/10A, 30V/10A



DC Power Supply Triple Output PS-8202 \$499.95

Two 0-30 VDC, 0-3A outputs
One fixed 5VDC, 3A output
Capable of independent or tracking operation
Constant voltage and constant current mode
Four digital meters for volt and current display
Excellent regulation and low ripple
Short circuit and overload protected
Also available: 30V/5A triple output \$549.95
Dual tracking 30V/3A, 30V/5A, 60V/3A, 60V/5A



RF SIGNAL GENERATOR SG-4160B \$119.00

100 kHz-150MHz sinewave in 6 ranges
RF Output 100mVrms to 35 MHz
Internal 1kHz, External 50Hz-20kHz
AM modulation
Audio output 1 kHz, 1 Vrms

AUDIO GENERATOR AG-2601A \$119.00

10Hz - 1MHz in 5 ranges
Output 0-8Vrms sinewave
0-10Vp-p squarewave
Synchronization: ±3% of oscillation
frequency per Vrms
Output distortion:
0.05% 500Hz - 50kHz
0.5% 50Hz - 500kHz
Output impedance: 600 ohm

FUNCTION GENERATOR FG-2100A \$169.95

0.2 Hz - 2 MHz in 7 ranges
Sine, square, triangle, pulse and ramp
Output: 5mV-20Vp-p
1% distortion, DC offset ± 10V
VCF: 0-10V control frequency to 1000:1

FUNCTION GEN/COUNTER FG-2102AD \$229.95

Generates signal same as FG-2100A
Frequency counter 4 digits
Feature TTL and CMOS output

RF SIGNAL GEN./COUNTER SG-4162 AD \$229.95

Generates RF signal same as SG-4160B
6 digit frequency counter 1Hz - 150 MHz for internal and external source Sensitivity <50mV

AUDIO GEN./COUNTER AG-2603AD \$229.95

Generates audio signal same as AG-2601A
6 digit frequency counter 1Hz-150MHz for internal and external sources Sensitivity <50mV

SWEEP FUNCTION GEN./COUNTER \$329.95

0.5Hz to 5 MHz in 7 ranges
Sweep: Linear 10:1/Log 10:1 20ms to 2s
AM Modulation
Gated Burst, Voltage Control Generator
Generator Control Voltage & 8 digit counter
1Hz-10MHz for internal & external sources

ALFA ELECTRONICS
741 Alexander Rd., Princeton, NJ 08540

(800) 526-2532/(609) 520-2002 15 DAY MONEY BACK GUARANTEE. 1 YEAR WARRANTY
FAX:(609) 520-2007
CALL OR WRITE FOR FREE CATALOG AND BEST OFFER.
Visa, Master Card, American Express, COD, Purchase Order Welcome


CIRCLE 213 ON FREE INFORMATION CARD

100 MHz Cursor Readout Scope
4 ch, 8 traces OS-6101 **\$1,499.95**



- * 4 independent channels, 8 traces
- * Time/Voltage cursor measurement
- * ALT triggering function for 4 ch.
- * Sweeps to 2ns/div, Delayed Sweep
- * TV Sync, Ch. 1 output, Z-axis input
- * 2 probes(x1, x10)

100 MHz Scope, 4ch. 8 traces
Best value all purpose scope
OS-6100B **\$1,329.95**




- * 4 channels, 8 traces
- * High sensitivity 500µV/div
- * Sweeps to 2ns/div, Delayed sweep
- * 20 kV accelerating voltage
- * TV sync., Z-axis input
- * A and B gate output
- * Best price 100 MHz scope
- * 2 probes(x1, x10)

50 MHz Triggering Oscilloscope
OS-653 **\$699.95**



- * Dual Channel
- * Hold Off Function
- * Delayed Sweep
- * Built-in Delay Line
- * TV Sync
- * ALT Triggering
- * High sensitivity 1 mV/div
- * Trigger level lock function
- * Z-axis input, CH1 output
- * 2 probes(x1, x10)

20 MHz Oscilloscope
OS-622B **\$344.95**



- * Dual trace, X-Y operation
- * TV Sync., Z-axis input, CH 1 output
- * High sensitivity 1 mV/div
- * Trigger level lock
- * 2 probes (x1, x10)

OS-645B - 40 MHz Cursor readout.....	\$ 734.95
OS-625B - 20 MHz Cursor readout.....	\$ 549.95
OS-623B - 20 MHz w/Delayed Sweep.....	\$ 449.95
OS-935 - 5 MHz One channel.....	\$ 209.95

DC Linear Power Supplies
Single Output



- * Constant voltage and constant current mode
- * Voltage regulation ≤0.01%
- * Current regulation ≤0.2%
- * Low ripple and noise
- * Overload and reverse polarity protection
- * Features 2 analog or 1 digital meter(PS series)
- 2 analog or 2 digital meters(PR series)

PS-1830 : (0-18V, 0-3A).....	\$209.95
PS-1830D : Digital Display.....	\$219.95
PS-1850 : (0-18V, 0-5A).....	\$219.95
PS-1850D : Digital Display.....	\$244.95
PS-3030 : (0-30V, 0-3A).....	\$224.95
PS-3030D : Digital display.....	\$254.95
PS-6010 : (0-60V, 0-1A).....	\$209.95
PR-1810H : (0-18V, 0-10A).....	\$349.95
PR-3060 : (0-30V, 0-6A).....	\$314.95
PR-6030 : (0-60V, 0-3A).....	\$299.95
PR-6030D : Digital Display.....	\$399.95

Triple Output DC Power Supplies



- * Two variable 0-30VDC, 0-3A outputs
- * One fixed 5VDC, 3A output
- * Auto tracking
- * Auto serial and parallel operation
- * Constant voltage and constant current mode
- * Continuous/dynamic load can be selected
- * Features 4 analog or 2 digital displays

PC-3030 : (0-30V, 0-3Ax2).....	\$499.95
PC-3030D : Digital display.....	\$549.95

Programmable DC Power Supplies



- * High stability, low drift, 4 digit display
 - * Front/rear output-sense switch selectable
 - * Auto step running w/timer settings
 - * 100 point programmability (PPS series)
 - * 50 point programmability (PPT series)
 - * Auto serial and parallel operation (PPT series)
 - * Auto tracking (PPT series), IEEE-488.2 and SCPI compatible command set (optional)
- | | |
|---|-----------|
| PPS-1860G: (0-18V, 0-6A)..... | \$1099.95 |
| PPS-3635G: (0-36V, 0-3.5A)..... | \$1099.95 |
| PPS-6020G: (0-60V, 0-2A)..... | \$1099.95 |
| PPT-1830G: (0-18V, 0-3Ax2, 0-6V, 0-5A)..... | \$1399.95 |
| PPT-3615G: (0-36V, 0-1.5Ax2, 0-6V, 0-3A)..... | \$1399.95 |

Digital Display Function Generator
FG-8016G **\$239.95**



- * Frequency Range: 0.02Hz to 2MHz
 - * Three Instruments in one: Function generator, Pulse generator & Frequency counter.
 - * Sine, Triangle, Square, TTL Pulse and CMOS output
 - * Built-in 6 digit counter with INT/EXT function
 - * 1000.1 tuning range
 - * Variable DC offset control
- FG-8015 Function Generator
- * 0.02Hz-2MHz (No Counter).....
 - FC-8131 Intelligent Counter 1.3GHz.....
 - FC-8270 Intelligent Counter 2.7GHz.....
 - UC-2010G Universal Counter.....

Digital Multimeter & C Meter
DM-8034(3½ digits) **\$179.95**



- * 8 Function, AC/DC voltage, AC/DC current, resistance
 - * Built-in C meter, diode test and audible continuity check
 - * High voltage 1000V and 20A range
 - * 0.5% basic accuracy
- | | |
|------------------------------------|----------|
| DM-8040 (3½ Digits, True RMS)..... | \$339.95 |
| DM-8055 (5½ Digits)..... | \$649.95 |
- * 0.006% basic accuracy
 - * 1µV, 1mΩ, 1nA resolution
 - * dBm measurement
 - * Auto range, relative mode, Max/Min
- DM-8055G(5½ Digits, GPIB)..... \$889.95

Model DM-392
(3½ digits) \$109.95



- * Auto/Manual ranging (38 ranges)
- * 42 Segment analog bar graph
- * Data Hold/Min/Max memory
- * Relative mode
- * Auto power off
- * Overload protection
- * Audible continuity check /diode test
- * Capacitance: 1pF-40µF
- * Frequency: 0.1Hz-1MHz
- * 20 Amp range
- * Double high energy fused (1A, 20A)
- * 0.3% DCV accuracy
- * AC True RMS (DM-394 only)

DM-351 : 3½ Digits w/Continuity, Auto Off.....	\$54.95
DM-352 : 3½ Digits, Cap. Freq. hFE, 20 Amp.....	\$79.95
DM-353 : 3½ Digits, Cap. Freq. Temp. hFE.....	\$84.95
DM-391 : 3½ Digits, Auto, Cap. Freq. Min/Max.....	\$99.95
DM-392 : 3½ Digits, Hold, Min/Max 20Amp.....	\$109.95
DM-393 : 3½ Digits, Peak, Logic, hFE, Freq.....	\$119.95
DM-394 : 3½ Digits, TRMS, Same as DM 392.....	\$129.95

VOICE CHANGERS! ELECTRONIC KITS AND MORE!

Electronic KITS!

WE ACCEPT VISA, MC, MO, COD
SHIPPING & HANDLING EXTRA



BUY WITH CONFIDENCE FROM XANDI

• 30-DAY REFUND POLICY

• TECH SUPPORT NUMBER (602-894-0992)

- Tunes 88-108 MHz.
- Powerful 2 stage audio amplifier.
- Sensitive, picks up sounds at the level of a whisper.
- Up to 1 mile range.
- Requires 9V battery. (Not incl.)



SUPER-MINIATURE FM TRANSMITTER

Super small FM transmitter. Use with any FM broadcast receiver. Easy to assemble, all chip (SMT) parts are pre-assembled to the circuit board.

XST500 (E-Z) Kit \$44.95

- Miniature photo battery mounts right on circuit board. (Included)
- Tunes 88-108 MHz.
- Up to 1/2 mile range.
- Sensitive 2 stage audio amplifier, picks up sounds at the level of a whisper.



MICRO-MINIATURE FM TRANSMITTER

Including the battery, this is the Worlds smallest FM transmitter. Use with any FM broadcast receiver. Easy to assemble, uses pre-assembled circuit board.

XWB1000 E-Z KIT \$49.95

- Up to 1/2 mile range.
- Miniature photo battery mounts right on circuit board.
- Transmits at 143 MHz.
- Amazing audio sensitivity, picks up sounds at the level of a whisper.



CRYSTAL CONTROLLED FM TRANSMITTER

Including the battery, this is the Worlds smallest crystal controlled FM transmitter. Transmits to any scanner type receiver. Easy to assemble, uses pre-assembled circuit board.

XTL1000 E-Z KIT \$69.95

- Smallest Phone transmitter anywhere!
- Tunes 88-108 MHz.
- No batteries required, powered by phone line.
- Up to 1/4 mile range.
- Attach to phone line anywhere in house.



SUPER-MINIATURE PHONE TRANSMITTER

Worlds smallest FM phone transmitter. Use with any FM broadcast receiver. Easy to assemble, all chip components are pre-assembled to the circuit board.

XSP250 (E-Z) Kit \$34.95

- Dial your phone from anywhere and listen to the sounds inside your home.
- Two digit Touch Tone code for secure operation.



TELEPHONE SNOOP

Call home from anywhere, enter a two digit security code, and hear the sounds in your home. Automatically turns on without ringing the phone, verifies code, then activates for one and a half minutes.

XPS-CASE KIT \$13.95

XPS1000 (C) KIT \$49.95

- Transmits a continuous beeping tone.
- Adjustable from 88 to 108 MHz.
- Up to 1 mile range.
- Works with any FM broadcast receiver.

TRACKING TRANSMITTER

Only 0.7 by 2.4 inches, the XTR100 operates at voltages of 3 to 18 Volts and is ideal for use in locating lost model rockets, bicycles, automobiles, games of hide and seek, and contests.

XTR100 (C) Kit \$33.95

- Uses sensitive microwave transistor amplifier.
- Covers 1 to 2,000 MHz.
- Compact hand held unit.
- Includes miniature loud speaker for audio indication of detected signals.



SUPER SENSITIVE BUG DETECTOR

When the XBD200 intercepts a signal in the 1 to 2,000 MHz range, it emits a growl that increases to a high pitched squeal as the signal strength increases.

XBD200 (C) Kit \$49.95

- Use with any FM broadcast receiver.
- Hear every sound in an entire house!
- Up to 1 mile range
- Powerful 2 stage audio amplifier.



MINIATURE FM TRANSMITTER

The XFM100 has a super sensitive microphone and is capable of picking up sounds at the level of a whisper and transmitting them to any FM broadcast receiver.

XFM100 (C) Kit \$32.95

- Digital voice changing: male to female, female to male, adult to child, child to adult.
- Maintain anonymity on any call.
- Button for normal operation.
- 16 levels of voice masking.



VOICE CHANGING TELEPHONE

STOP THOSE ANNOYING TELEPHONE CALLS! Sound older and tougher when you want to. Not a kit. Fully assembled. Single phone operation only.

TRANSITION 2000 \$89.95

- Digital voice changing: male to female, female to male, adult to child, child to adult.
- Use with any modular phone.
- 16 levels of voice masking.
- Connects between handset and phone.



VOICE CHANGING ACCESSORY

STOP THOSE ANNOYING TELEPHONE CALLS! Sound older and tougher when you want to. Not a kit. Fully assembled. Use with single or multi-line phones.

TRANSITION 2001 \$59.95

- Uninterrupted 800 to 950 MHz coverage.
- Works with any scanner that can receive 400 to 550 MHz.



800-950 MHz SCANNER CONVERTER KIT

If your scanner can receive 400-550 MHz, just add the XLC900 for uninterrupted 800-950 MHz coverage. It converts all 800-950 MHz signals to 400-550 MHz so your scanner can receive them! Add our custom case kit for that "Professional" look.

XLC-CASE KIT \$13.95

XLC900 (C) KIT \$49.95

- Transmit high quality stereo to any FM stereo receiver.
- Built-in output level monitor for quick and easy tuning.
- Ideal for use with personal CD player.



FM STEREO TRANSMITTER

Transmit full-bodied Hi Fi stereo to any FM stereo receiver. Separate left and right inputs and gain controls. Includes an output booster stage for greater range.

XFS-CASE KIT \$13.95

XFS108 (C) KIT \$41.95



XANDI Serving the public since 1981
ELECTRONICS, INC.
1270 E Broadway Rd. # 113, Tempe AZ 85282

TOLL FREE ORDER LINE: 1-800-336-7389

FAX LINE: 1-602-731-4748

ASK FOR FREE CATALOG OF OUR PRODUCTS

SEND MAIL **XANDI ELECTRONICS**
ORDERS TO: **BOX 25647**
TEMPE, AZ 85285-5647

CIRCLE 281 ON FREE INFORMATION CARD

CONTROL

RELAYS • LIGHTS • MOTORS

MEASURE

TEMPERATURE • PRESSURE • LIGHT LEVELS • HUMIDITY

INPUT

SWITCH POSITIONS • THERMOSTATS • LIQUID LEVELS

MODEL 30 \$79



- PLUGS INTO PC BUS
- 24 LINES DIGITAL I/O
- 8 CHANNEL
- 8 BIT A/D / IN
- 12 BIT COUNTER
- UP TO 14K SMP/SEC

MODEL 45 \$189



- RS-232 INTERFACE
- 8 DIGITAL I/O
- 8 ANALOG INPUTS
- 2 ANALOG OUTPUTS
- 2 COUNTERS-24 BIT

MODEL 100 \$279



- 12 BIT 100 KHZ A/D
- 4 ANALOG OUTPUTS
- 3 TIMER COUNTERS
- 24 DIGITAL I/O

MODEL 150-02 \$179



- RS-232 INTERFACE
- TRMS, 20 AMPS
- 12 BIT A/D
- OPTO-ISOLATED
- COMPLETE DMM

MODEL 40 \$99



- RS-232 INTERFACE
- 28 LINES DIGITAL I/O
- 8 ANALOG INPUTS
- PWM OUTPUT

MODEL 70 \$239




- RS-232 INTERFACE
- 16 BIT A/D
- S.5 DIGIT
- UP TO 60 SMP/SEC

Prairie Digital, Inc.

PHONE 608-643-8599 • FAX 608-643-6754
846 SEVENTEENTH STREET • PRAIRIE DU SAC, WISCONSIN 53578

CIRCLE 325 ON FREE INFORMATION CARD

Get A New Image



PC HF Fax Plus \$129

PC HF Fax Plus is a simple, yet comprehensive HF system that receives Fax, RTTY, CW, and AMTOR on an IBM PC or compatible. It includes an FSK demodulator, advanced signal processing software, tutorial audio cassette, and complete reference manual. Just plug the demodulator into a serial port, install the software and get text and vivid images on your PC.

PC SSTV \$149.95

PC Slow Scan Television is a complete system for sending and receiving full color amateur SSTV. The package includes an SSTV FSK modem, SSTV software, image capture utilities and reference manual. All popular formats are supported including Robot, Scottie, Martin and AVT. The system requires a 286, 386 or faster PC with VGA or super VGA display.



Have It All For Only \$199.95

For a limited time we are offering both software packages with a single FSK modem for under \$200. This combination offer will let you send and receive the popular HF image and text transmission modes.

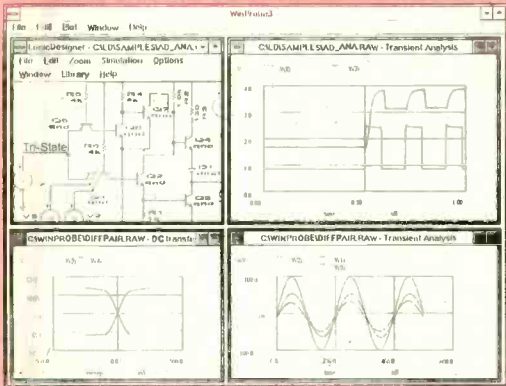
Call or write for our free catalog. Visa and Mastercard welcomed.

Software Systems Consulting
615 S. El Camino Real, San Clemente, CA 92672
Tel.(714) 498-5784 Fax.(714) 498-0568

Powerful Integrated Digital and Analog (Berkeley Compatible Spice)
Circuit Design and Simulation Software for Microsoft Windows (network compatible)

Best value in town!! Includes 4 Integrated Modules: LogicDesigner + WinSpice + WinScope + Symbol Editor

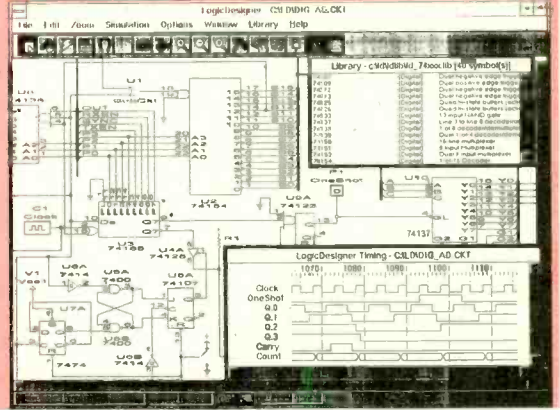
Perfect For Students, Technicians and Engineers!!!



Simply connect your circuit on the screen, enter simulation options, then kick back and watch it work!! Comes with two **Spice** libraries plus 5 more libraries of **Active** Digital Devices CMOS, 74xx, 7400, ALUs, counters, MUX, FFs etc. Plus a **Passive** symbol library of **Microprocessors** and more. Use the **Symbol Library Editor** to **Design your own symbols** and symbols to represent Sub-circuits, True Bussing, Buss pins can be assigned Unique Names, Parts Billing List, Legends, Nested **Subcircuits** for **Hierarchical Top Down or Bottom Up Design**, Checks Fan Out Violation and Electronic Rules, Device Unit Numbers/Chip Pinouts Automatically added as per **Data Books**, Connectors, Spice Netlist Generation, Continuous **ZOOM** In/Out. Cut/Copy/Paste, Multiple Rotatable Fonts, Rotatable Symbols, Multipage Zoomed In/Out Printouts to any Windows Printer. **ON LINE HELP**

LogicDesigner Digital Simulation/Schematic Capture Module

Interactive Digital Simulation and Schematic Capture, Single Step Mode, Variable Speed Simulation, Programmable Digital Delays, Multi Waveform Scrolling Timing Diagram Memorizes up to 30000 Ticks Worth Of Timing Data, Truth Table Generation, Binary to **7 Segment Displays**, Hex Keypads, Programmable Clock Sources, Logic Probes. Built in **Logic Analyzer** can be set up to generate Edge or Level Sensitive **Breakpoints**, or when Signals are Equal To, Greater Than, or Less Than a Certain Value or any AND/OR Combination. Sequential Breakpoints help Track Down and Debug Circuit Race Conditions **Glitches, Setup and Hold Violation** and other **Circuit Design Errors**. Simulates Tri State, Open Collector & Don't Care Logic, RAM/ROM, One Shot. Carry Look Ahead, Shift reg, Pull Up/Down Resistors.



WinSpice Simulator & WinScope Data Analyzer Modules

SPICE LIBRARY: MOSFET, GaSFET, BJT, FET, Diode, OpAmps, Comparators, 555 Timer, Resistor, Cap, Inductor, Transmission Line, Controlled, Independent, Dependent, Arbitrary Source, Pulse, Sin, Piece Wise Linear, and FM Sources, Current and Voltage Controlled Switches. All models Expandable And User Modifiable. Imports **MACRO MODELS** of Your Favorite Manufacturer Supplied Parts.

ANALYSIS TYPES: AC, DC, TRANSIENT, POLE-ZERO, NOISE, SENSITIVITY, FOURIER, TRANSFER FUNCTION, AND OPERATING POINT ANALYSIS.

DATA ANALYZER: Graphs Simulation Results using Multiple Plot Windows and Waveforms. Plots Linear, Logarithmic, Polar, Smith Chart, **BODE** Type Plots + More. **ZOOM** in and out of Plot Waveforms. **Plots Complex Math Expressions** Using Plot Variables As Arguments. Calculates Derivatives, Log, Trig functions, Define Macros of Complex Math Formulas.


Price \$79.99 reg \$179.99 S&H \$3.00 VISA/MC

ISLAND LOGIX INC.

P.O. Box 157
Waukegan, Illinois 60079
Voice 708-360-0458 ♦ Fax 708-360-0468



CIRCLE 197 ON FREE INFORMATION CARD



**PCB Artwork
Made Easy!**

**PRINTED CIRCUIT DESIGN SOFTWARE
for
Layout-Autorouting-Schematic**

- Supports all Video Modes including Super VGA
- Copper Flooding for Building Ground Areas
- Gerber and Excellon Output
- Create Negative & Positive Printouts
- Autoroute Single & Double Sided Boards
- Mirror Image Output for Laser & DeskJet™
- **NEW DOS Pricing (Ask for New Price List)**
- **NEW! - DOS Ver. - PCBoards 2.0/ PCRoute 5.1**
- **Parts Library-Silk Layer-Includes All Output Drivers**
- Great for All Circuit Design Projects!

Download Demos from BBS (205)933-2954

PCBoards Layout Only \$99


Windows™ Layout starts at \$149

Call or Write for Full Product Line, Prices & Demo Packages

PCBoards
2110 14th Ave. South
Birmingham, AL 35205

(800)473-7227
Fax (205)933-2954
Phone (205)933-1122

Automotive lab scope systems!



Turn your lab scope into a powerful automotive electronics diagnostic powerhouse!

View secondary ignition, engine temp, vacuum, speed, and much more!
Use with most 1 meg input scopes!

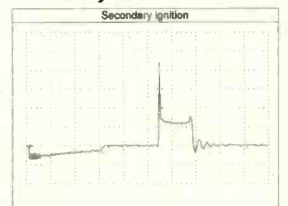
Order C-286! Only \$289.00

Secondary ignition pickups for most scopes.
Used Fluke 97 Automotive meter kits starting at less than \$1500.00! While supply lasts.



Heavy duty 10X probe!
10X, 10:1/1:1
10:1/10:1 Low Pass
Only \$89.00 each

Heavy duty scope and meter leads.
Analog and Digital scopes.
Secondary ignition pickups.
Injector driver!
New and used scopes.
Much more!



Call or write for your full line catalog!
601 N. Twin Oaks Ste. 821
Temple TX, 76504

(817) 933-7696

Automotive Electronics Services




Cellular Extensions

The Cellular Industries best kept secret!

You can have multiple Cellular Phones on one number. Whether you want to start your own business offering this service to your customers, or just want to program your own phone. We have the knowledge, expertise, experience and technology to get you started. Full or part-time, this is one of the best money makers of the decade.

Software, Hardware. & Cables

We stock a full line of equipment to program many phones directly through the data port WITHOUT opening the phone. We have Hand-Held programmers from just \$1995! We offer full technical support & all products are fully tested and guaranteed



Buy Pre-Programmed Phones from Us!

Get a second or third phone with NO ADDITIONAL MONTHLY CHARGES: Motorola "BAG" phone \$299, PT550 "FLIP" phone \$449, NEC P120 \$399. Many others available, or send us your phone, WE OFFER SAME DAY TURN-AROUND! PROOF OF LINE OWNERSHIP REQUIRED.



AND COD. WELCOME!

California Grapevine Communications

Fax on demand, call from your fax 24hrs. (714)-581-7460

10 YEARS EXPERIENCE IN THE CELLULAR INDUSTRY... Call: (714)-581-2121

CIRCLE 317 ON FREE INFORMATION CARD

\$79.95 68HC11 Single Board Computer **SBC-8K**

8K EEPROM for More Program Space!

8704 Bytes EEPROM, 256 Bytes RAM, 24-TTL I/O Bits, Eight 8-Bit A/D Inputs

A Complete 68HC11 Development System. New "CodeLoader+ 2.0" and Sample Programs. No EPROMs or EPROM Programmers! 500 Pages of Manuals. 3.5" Utility Disk.

Options: 8K Serial EEPROM \$10, 68HC811E2 \$30

Call or Write for Catalog.

LDG Electronics  

1445 Parran Road
St. Leonard MD 20685

Voice / Fax
410-586-2177

SURVEILLANCE

The Latest High Tech Professional Electronic Devices

Our latest catalog offers a **HUGE** selection of surveillance, privacy devices including: hidden video equipment, electronic kits, telephone recording systems, touch tone decoders, scanners, telephone tap detectors, bug detectors, voice disguisers, telephone scramblers, locksmithing tools, Caller ID and more. Catalog \$5.00.

SDY OUTLET
P.O. Box 337, Buffalo, NY 14226
(716) 691-3476/(716) 695-8660

Cable TV Descramblers
Converters * Filters * Accessories

30 day Free Trial - NO RISK!
Unbeatable wholesale prices!
Affordable extended warranty
1 Year Warranty on all products

Free Catalog


Call the cable professionals!

Credit Cards Welcome!

1-800-379-3976

 Prices starting as low as \$99!

DYNAMIC NOISE REDUCTION



Employs National's patented psychoacoustic noise masking and adaptive filter to reduce the system noise by 10 dB. Works without encoded material, on any line level signal - disc, tape, FM, or TV. DNR2-KIT PRICE \$95.00


LED-TRIC CHRISTMAS TREE

Eighteen multicolored superbright LEDs create random twinkling of light on this 7 inch tall tree. The 3-D branches are snow capped with the white silkscreen legend. Operates one month on two alkaline batteries which are included. XMAS-KIT PRICE \$35.50



NOISE SURVEY METER

Portable pocket sized sound meter with a continuous 30-120 dB range displayed on ten bar LED graph. 2-3 dB resolution with display dithering. Response like the human ear with A-weighting and slow average. Alkaline 9V bat. included. NOISE-KIT \$48.00



VISTA
P.O. BOX 1425
BOLINGBROOK, IL 60440

FREE CATALOG
CALL (708) 378-5534

ADD \$5.00 S&H ON ORDERS

RAIN FOREST RESCUE: To Help Save The BIRDS OUTSIDE YOUR WINDOW

Support Rain Forest Rescue. Help put a stop to the destruction of the planet's rain forests.

To contribute to Rain Forest Rescue, call 1-800-222-5312





CABLE TV Universal Descrambler

NEW PRODUCT



MODEL 5000 Fully Assembled \$199.95

Our fully assembled product is tested and *Guaranteed* to work on your system. We will also include an AC adaptor and complete hookup instructions. This unique product will be available for a limited time only!

4000 And 5000 Features

- The latest in Video Amplification Technology.
- New clocking circuits to stabilize color and picture performance.
- The most advanced picture locking circuitry.
- Inverted Video Option is available.
- Connects easily to your VCR.
- NO converter box is necessary.

The Halcyon Group
1-800-664-6999

MODEL 4000 KIT \$79.95

The 4000 KIT comes with electronic components and Cad designed PC board. We provide schematic, parts list, wiring diagram, tutorial guide, and **FREE** in-house support.

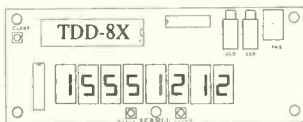
Model 4000A Enc Pak \$44.95

The 4000A Enclosure Pak provides the hobbyist, a custom enclosure, AC adaptor and finish accessories to give your kit the professional look.

Anyone implying theft of cable service will be denied assistance.

Motron 310 Garfield St Suite 4 *New Low Price!*
ELECTRONICS Eugene, Oregon 97402 PO Box 2748 **\$59.00**

The TDD-8X features a large 8-digit LED display and decodes all 16 DTMF digits. The 104 character memory is viewed, without loss of data, by scrolling either left or right.



Although a computer is not required, the serial ASCII output allows automatic logging of decoded number groups. ToneLog™, our IBM/Compatible logging software is included. Available accessories include a Plastic Mounting Kit (\$15), Audio/Computer Cables (\$20) and a 12VDC AC Power Adapter (\$10). Visa, MasterCard, American Express, Discover and Government Purchase Orders accepted. Minimum Government Purchase Order: \$99. COD Cash or Money Order only. S/H: \$6 USA/Canada; \$15 Foreign COD: \$5.

Info: (503) 687-2118 Orders: (800) 338-9058 Fax: (503) 687-2492
Or contact motron.info@emerald.com for a catalog via the Internet



Save on Cable rental fees!

CABLE TV DESCRAMBLERS WE'LL BEAT ANY PRICE

JERROLD-TOCOM-ZENITH-HAMLIN
OAK-PIONEER-SCIENTIFIC ATLANTA

- 30 DAY MONEY BACK GUARANTEE
- 24 HOUR SHIPMENTS!
- QTY DISCOUNTS!
- MASTER CARD • AMEX • VISA • C.O.D.

1-800-284-8432

Have make and model number of equipment used in your area ready.
All Shipping & Handling Fees at Customer's Expense.


CABLE WAREHOUSE

10117 West Oakland Park Blvd., Suite 315, Sunrise, FL 33351

(NO FLORIDA SALES)

Anyone implying theft of service will be denied assistance.

R-390/URR RECEIVER



Collins-designed receiver covers 0.5 to 32 MHz AM-CW in 31 one MHz bands read on 5-digit mechanical counter. Bandwidths 2-4-8-16 KHz plus AGC, BFO, Line & Carrier Level meters; uses 33 tubes. Includes 12 spare tubes (1 each type) and operator's manual. 10.5x19x16.8, 95 lbs sh.

GOVT-OVERHAULD \$525.00
SERVICE MANUAL, partial reproduction \$15.00

AUDIO OUTPUT METER

TS-585 output meter for audio amps, filters, oscillators. Ranges 0.1-5 mw, -10-+7 dbm; 1-50 mw, 0-+17 dbm; 10-500 mw, +10-+27 dbm; 100-5000 mw, +20-+37 dbm read on 3.5" dia meter. Multiplier circuit x0.1, x1, x10, x100 allows input impedances 2.5 to 20000 ohms in 40 steps; 30-10000 Hz response. 8.5x11x5.5, 17 lbs.



USED \$79.50; MANUAL-REPRO \$8.50

28 VDC 50 AMP SUPPLY



PP-4763A/GRC power supply produces 28 VDC 50 amps from 115/230 VAC 22/11 amp 47-63 Hz input; +/-0.5% regulation. Has meters 0-50 VDC and 0-80 amps DC; 13.5x19.5x15, 145 lbs. (Shipped UPS) USED \$195.00

JAN-BOXED ELECTRON TUBES

6B4GA TRIODE, Sylvania; GA-glass + cathode version of old 6B4G. Does not test like 6B4G in tube checker but performance comparable in most circuits, \$17.50
6AJ5 Tungsol \$4.00 6U8A Sylvania \$4.50 12BE6 GE \$3.50
5749/6BA6W \$4.00 5751 ECG-Phil \$4.00 5998A GE \$9.95
6146W GE \$19.95 ea. 10 for \$175.00

TEST EQUIPMENT


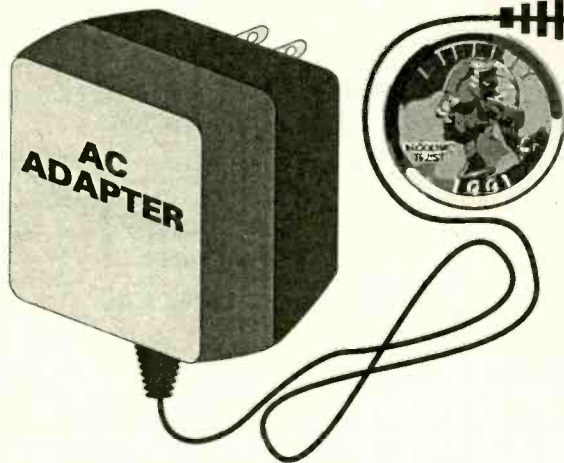
HP-400E AC VOLTMETER, 1 mv-300 V full scale & -72-+52 DBM in 12 steps.
Used-checked \$155.00
HP-410C MULTIMETER, +/-15 mv-1500 VDC in 11 steps, 0.5-300 VAC in 7 steps,
DC current 1.5 ua-150 MA, & 10 ohms-10 Megohms. Used-checked .. \$195.00
Limited quantities; "used-reparable" condition:
HP-141T/8552B/8555A SPECTRUM ANALYZER, 10 MHz to 18 GHz \$1995.00
HP-8556A RF SECTION 1/141T, 20 Hz-300 KHz \$175.00
HP-8445B TRACKING PRESELECTOR for 8555A \$495.00

Prices F.O.B. Lima, O. • VISA, MASTERCARD, DISCOVER
Allow for Shipping • Write for latest Catalog
Address Dept. ES • Phone 419/227-6573 • Fax 419/227-1313

FAIR RADIO SALES

1016 E. EUREKA • Box 1105 • LIMA, OHIO • 45802

MC68HC705K1 MICROCONTROLLER PROGRAMMER - \$149.00
EDUCATIONAL STARTER KIT - \$279.00



MODEL PK1S PROGRAMMER

Motorola's MC68HC705K1 is a marvelously flexible and inexpensive 16 pin microcontroller. The PK1S connects to a PC serial port and provides the fastest, easiest way to program these devices. The PK1S programmer, power supply, host PC control software and manual is \$149.00. Learn how to use microcontrollers in embedded systems with the educational starter kit which includes the above plus a PC based cross assembler, Motorola technical specs and applications guide, sample programs with schematic diagrams and an erasable K1 chip for \$279.00. **TEL: (802) 525-3458**

TECI *The Engineers Collaborative, Inc.* **Route 3, Box 8C, Barton, VT 05822**
FAX: (802) 525-3451

CIRCLE 274 ON FREE INFORMATION CARD

PHONE (603)434-2544
 FAX (603)425-2945

TEST EQUIPMENT SALES

P.O. BOX 986
 LONDONDERRY, NH 03053

HEWLETT PACKARD	TEKTRONIX	TEKTRONIX	MISCELLANEOUS
HP 1630G LOGIC ANALYZER.....\$1095	TEK 2215 60 MHz SCOPE.....\$499	TEK 7A42 LOGIC TRIG. AMP.....\$995	ANALOGIC DP100 MULTIMETER.....\$295
HP 1650A LOGIC ANALYZER.....\$2250	TEK 2230 DIG. STORAGE SCOPE.....\$2495	TEK 7B10 1 GHz TIMEBASE.....\$395	BECKMAN L-10A MEGOHMMETER.....\$475
HP 3330B SYNTH/SIG.GENERATOR.....\$650	TEK 2235 100 MHz SCOPE.....\$1095	TEK 7B15 1 GHz DELAYING T/B.....\$395	BMI 2400 POWER MONITOR.....\$1795
HP 3336B SYNTH/LEVEL GEN.....\$595	TEK 2445 150 MHz SCOPE.....\$1795	TEK 7B65 400 MHz DELTA T/B.....\$195	DATA PROC. 5801 COUNTER.....\$295
HP 3488A SWITCH CONTROL UNIT.....\$975	TEK 2485 300 MHz SCOPE.....\$2895	TEK 7B92A 400 MHz DUAL T/B.....\$350	DATRON 1065 5.5 DIGIT DMM.....\$695
HP 44470A 10 CH. MULTIPLEXER.....\$350	TEK 484/DM44 STORAGE SCOPE.....\$595	TEK 7CT1N CURVE TRACER P1.....\$395	ENI 325LA RF POWER AMP.....\$1095
HP 44472A VHF SWITCH.....\$350	TEK 485 100 MHz SCOPE.....\$449	TEK 7L5 SPECTRUM ANALYZER.....\$1495	KEI 224 CURRENT SOURCE.....\$1095
HP 44473A MATRIX SWITCH.....\$350	TEK 485B 100 MHz SCOPE.....\$525	TEK 7L12 1.8 GHz SPEC. A. P1.....\$1795	KH 6880 DISTORTION ANALYZER.....\$650
HP 415E-001(new) SWR METER.....\$275	TEK 475 200 MHz SCOPE.....\$625	TEK 7S12 TDR/SAMPLER.....\$495	ROD-L M100AVS4 HIPOT TESTER.....\$795
HP 4954A PROTOCOL ANALYZER.....\$2795	TEK 475A 250 MHz SCOPE.....\$750	TEK 7S14 1 GHz SAMPLER.....\$695	WAV 178 PROG. SYNTHESIZER.....\$1495
HP 5006A SIGNATURE ANALYZER.....\$395	TEK 485 350 MHz SCOPE.....\$825	TEK FG502 11 MHz FUNC. GEN.....\$275	
HP 5345A 500 MHz COUNTER.....\$495	TEK 7104 1 GHz MAINFRAME.....\$3995	TEK FG504 40 MHz FUNC. GEN.....\$695	
HP 5423A STRUCTURAL ANALYZER.....\$895	TEK 7803 100 MHz MAINFRAME.....\$350	TEK P6048 DIFF. FET PROBE.....\$500	NEW EQUIPMENT
HP 8012B PULSE GENERATOR.....\$695	TEK 7834 400 MHz STORAGE M/F.....\$495	TEK P6201 900 MHz FET PROBE.....\$375	TEK TDS320 100 MHz DSO.....\$3049
HP 8180A DATA GENERATOR.....\$2795	TEK 7844 DUAL BEAM M/F.....\$495	TEK P6202A 500 MHz FET PROBE.....\$250	TEK TDS420A 200 MHz DSO.....\$6295
HP 8444A-059 TRACKING GEN.....\$1295	TEK 7904 500 MHz MAINFRAME.....\$450	TEK P8452 DATA ACQ. PROBE.....\$50	TEK TDS460A 200 MHz DSO.....\$7685
HP 8553B 110 MHz SPEC A P1.....\$375	TEK 7A13 DIFF. COMPARATOR.....\$325	TEK S8 SAMPLING HEAD.....\$495	TEK TAS475 100 MHz SCOPE.....\$2549
HP 8556A 300 kHz SPEC A P1.....\$295	TEK 7A18N DUAL TRACE AMP.....\$79	TEK S52 PULSE GEN. HEAD.....\$495	TEK TAS485 200 MHz SCOPE.....\$3850
HP 8620C SWEEPER MAINFRAME.....\$375	TEK 7A22 DIFF. AMPLIFIER.....\$325	TEK TG501 TIME MARK GEN.....\$525	TEK THS720 HANDHELD DSO.....\$2195
HP 86242D 5.9-9 GHz RF PLUG-IN.....\$895	TEK 7A24 400 MHz DUAL TRACE.....\$295	TEK TM503 3 SLOT M/F.....\$150	FLUKE 99 HANDHELD DSO.....\$2195
HP 86260A/001 18 GHz PLUG-IN.....\$895	TEK 7A26 200 MHz DUAL TRACE.....\$150	TEK TM504 4 SLOT M/F.....\$175	FLUKE 8840A 5.5 DIGIT DMM.....\$920
HP 8754A NETWORK ANALYZER.....\$2695	TEK 7A29 1 GHz AMPLIFIER.....\$600	TEK TR503 TRACKING GEN.....\$1250	FLUKE 79 HANDHELD DMM.....\$199
			FLUKE 87 HANDHELD DMM.....\$335

CALL FOR LATEST PRICE LIST!

CUSTOMER SATISFACTION OUR #1 PRIORITY

WE BUY SURPLUS EQUIPMENT!

CAPACITOR CLOSE-OUT
SAVE 50% to 75% OFF RETAIL
TOP QUALITY PARTS! WHILE SUPPLIES LAST!
 CERAMIC DISC! ELECTROLYTIC! TANTALUM!
 AXIAL/RADIAL! PREFORMED/LONG LEAD!
 0.1uF / 500vdc Disc @ 7¢ each (That's 50% cheaper than most)
 2.2uF / 50vdc Elec-Radial @ 8¢ each (That's 55% cheaper than most)
 Also, TO-220 Clip-on Heat Sinks @ 15¢ each (That's 60% cheaper than most)

Send SASA for **Free** catalog to:
 JDG, Dept. E11, P.O. Box 20908, Raleigh, NC, 27619

Prototype it..... FAST!

with ProtoQuick 8051 or 28

- Complete single board computers
- Up to 32K EPROM and 64K RAM
- 12 sq. in. plated through proto area
- RS232 C serial port w/ DB25 conn.
- On file in EPROM w/source code
- Assembled, ready to run - *5v only*
- MS-DOS cross-assembler included

ProtoQuick 28 and 8051
\$99.00 each

Software Science
 2798 Roundabout Road
 Chesham, NJ 07014 USA
 (513) 561-2060

Run prototype applications or experimental hardware from the serial port - WITHOUT PROGRAMMING!

!!! BROADCAST FARTHER !!!

The model 1525 is a 75-110MHz RF amplifier that connects to mono or stereo FM transmitters and produces a powerful 15-20 watt signal which could broadcast up to 5 miles or more! Requires 75-250 mW drive.

Step by step plans complete with part source information and antenna designs... **ONLY \$14** PLUS \$2 S&H CATALOG INCLUDED

Progressive Concepts
 1434 N. MILLS AVE., SUITE A
 CLAREMONT, CA 91711 (909) 626-4969 (909) 626-4FAX

VISA M/C

Electronics Now, November 1995

Quality Reconditioned Test Equipment



Hewlett-Packard 3311A

Function Generator, 0.1 Hz to 1 MHz, sine, square, triangle and + pulse waveforms.

\$300.00

Hewlett-Packard 1715A

Oscilloscope, 200 MHz bw, dual trace, deflection factor of 10 mV/div to 5 V/div over the full bw (5 mV/div to 150 MHz), delayed sweep and delta time mode.

\$500.00 Special

Fluke 8520A

Digital Multimeter, 5.5 digit, ac/dc volts, 2 and 4 wire ohms, conductance, 20 ppm basic dc accuracy, burst memory and math capabilities.

\$369.00 Special



Hewlett-Packard 435A

Power Meter compatible with entire series of HP 8480 power sensors. Can measure from -65 dBm to +44 dBm, full scale, at frequencies from 100 kHz to 50 GHz depending on which sensor is used.

\$249.00

with cable \$349.00

Hewlett-Packard 8558B

Spectrum Analyzer Plug-In, 0.1 to 1500 MHz, resolution bw from 1 kHz to 3 MHz, amplitude range is -117 to +30 dBm. Automatic and manual sweep.

\$2150.00

Hewlett-Packard 3586B Selective Level Meter

Makes carrier measurements to 32.5 MHz, voice channel measurements from 50 Hz to 100 kHz, can use the 3336B Level Generator as an automatic tracking generator. Includes options 001, 003, & 004.

\$850.00

Tektronix 475A DM44 Oscilloscope

250 MHz bw, dual channel, 5 mV/div sensitivity, 1nS/div sweep rate. With differential-time/DMM option. Includes 2 probes.

\$975.00

Hewlett-Packard 8620C/ 86290C Sweep Oscillator System

86290C RF Plug-in, 2 to 18.6 GHz, +13 dBm maximum leveled output. The 8620C has full sweep and cw functions. Both are like new condition.

\$2900.00 Special

Tektronix 7L12

Spectrum Analyzer Plug-In, 100 kHz to 1.8 GHz, 300 Hz to 3 MHz resolution, automatic phase lock, -115 dBm sensitivity.

\$2500.00

Tektronix 7L13

Spectrum Analyzer Plug-In, 1 kHz to 1.8 GHz, 30 Hz to 3 MHz resolution, -128 dBm sensitivity, 70 dB dynamic range, automatic phase lock.

\$2750.00


Hewlett-Packard 239A

Oscillator provides a low distortion sine-wave output with >3 Vrms amplitude from 10 Hz to 110 kHz and less than -95 dB THD to 20 kHz.

\$399.99

Tektronix 492 Spectrum Analyzer

50 kHz to 21 GHz, 80 dB dynamic range, amplitude comparison in 0.25 dB steps. Options 01, 02..



\$7500.00

Wanted Test Equipment call or fax us your list!

Phillips PM5712

Pulse Generator, 1 Hz to 50 MHz, amplitude range 0.2V to 10V, DC offset:+2.5V, offers a fixed rise and fall time of 4 ns.

\$550.00

Wavetek 3520 Signal Generator


1 MHz to 2080 MHz frequency range, GPIB, 32 complete front panel stored settings, non-volatile memory, power range is +10 to -137 dBm.

\$3250.00

Wavetek 8502A/16934

Microwave Power Peak Meter, 30 MHz to 40 GHz frequency range,-20 to +20 dBm peak power range, full GPIB control. Includes 16934 Power Sensor.

\$2950.00



Fluke 1900A

Multifunction Counter, 5 Hz to 80 MHz, provides frequency, period, period averaging and totalize measurements, 6 digit display, 1 MHz low-pass filter.

\$189.00 Special

Hewlett-Packard 59501B

Isolated DAC/ Power Supply Programmer, HP-IB power supply control, HP-IB to power supply isolation, programmable range, programmable 10 Vdc output.

\$189.00

Hewlett-Packard 331A

Distortion Analyzer, 5 Hz to 600 kHz, measures total harmonic distortion down to 0.1% full scale.

\$199.99 Special

Hewlett-Packard 5335A

Universal Counter, 200 MHz counter, built in automatic rise time, duty cycle, pulse width, slew rate and phase measurements, auto triggering..

\$1250.00 Special

Please call for our Free 1995 Catalog

**14455 NORTH 79TH STREET, UNIT #C • SCOTTSDALE, ARIZONA 85260
(602) 483-6202 • Fax (602) 483-6403**

CIRCLE 235 ON FREE INFORMATION CARD

DANBAR
SALES COMPANY

EARN MORE MONEY!

Be an FCC LICENSED ELECTRONIC TECHNICIAN!



Earn up to \$60 an hour and more!

Learn at home in spare time. No previous experience needed!

No costly school. No commuting to class. The Original Home-Study course prepares you for the "FCC Commercial Radiotelephone License." This valuable license is your professional "ticket" to thousands of exciting jobs in Communications. Radio-TV, Microwave, Maritime, Radar, Avionics and more...even start your own business! You don't need a college degree to qualify, but you do need an FCC License.


No Need to Quit Your Job or Go To School
This proven course is easy, fast and low cost! **GUARANTEED PASS**—You get your FCC License or money refunded. **Send for FREE facts now. MAIL COUPON TODAY!**

Or, Call 1-800-932-4268 Ext. 210

COMMAND PRODUCTIONS

FCC LICENSE TRAINING, Dept. 210
P.O. Box 2824, San Francisco, CA 94126
Please rush FREE details immediately!

NAME _____
ADDRESS _____
CITY _____ STATE _____ ZIP _____



IT'S HERE! YOUR NEW MWK

L A S E R C A T A L O G IS NOW AVAILABLE!

Hundreds of LASERS, LASER experiments, plans, LASER light-shows, books, hard-to-find items, all at surprisingly affordable prices.

Call for your *free* copy today!

(909) 278-0563


ALSO USE OUR FAX-ON-DEMAND CATALOG

(909) 278-1225

24hr catalog, call from your FAX machine.

Learn MICROCONTROLLERS EMBEDDED SYSTEMS and PROGRAMMING with the New AES-10

The AES-10... a complete learning system, a complete embedded control system. Extensive manuals guide you through your 8051 development project. Assembly, BASIC, and C programmable. All hardware details, complete schematics. Learn to program the LCD, keypad, digital and analog I/Os. The entire board is software reconfigurable for your applications. Everything you need, nothing extra required.



80C32 Computer/Microcontroller board with:

- 32K Byte ROM, 32K Byte RAM • 2 by 16 Liquid Crystal Display • 4 by 5 Keypad • Two serial ports • 5 interrupt sources • 3 timers • A/D, D/A, PWM and digital I/O • Built in Logic Probe • Power supply (can also be battery operated) • Extended Intel BASIC and AES Monitor in ROM • RS-232 cable to connect to PC for programming • 8051/52 DOS Cross Assembler • Program disks with well documented examples • User's Manual, Language Manual, and Text (over 400 pages).

AES-10 \$285 Complete
Money Back Guarantee

Free Info Pack, M/C Visa
714 - 550-8094
Fax 714 - 550-9941

AES
Advanced Educational Systems

CALL 1 - 800 - 730-3232

970 W. 17th St., Santa Ana, California, 92706 USA

DO-IT-YOURSELF AUDIO AMPLIFIER KITS

Mark V Electronics, Inc.
8019 E. Slauson Ave.,
Montebello, CA 90640

In business since 1985

Enclosures at Unbeatable prices !

Free Catalog 213/888-8988 Fax 213/888-6868

Order 1-800-521-MARK / 1-800-423-FIVE

Kit skill levels are specified as ▲ beginner ▲▲ intermediate or ▲▲▲ advanced!

Metal Cabinets with Aluminum Front Panel (4-10 lbs.)

Best Buy

LG-1273	3x12x7"	\$ 26.50
LG-1684	4x16x8"	32.50
LG-1924	4x19x11½"	38.25
LG-1925	5x19x11½"	42.00
LG-1983	2½x19x8"	35.25
LG-1923	3x19x11½"	
LG-1927	7x19x11½"	
*LL-1923A	2½x17½x12"	
*LL-1925A	5x19x12"	



*LL- High quality full Aluminum Cabinet
*LL- Front panel .157" & other panels .078"

- Dimensions in inches ± .05
- Enclosed in a flat package
- Please call for information & pricing

Instrument Case (Aluminum Panel)

LxWxHbxF

LE-453	4x4 ¾x3x1"
LE-653	6x4 ¾x3x1"
LE-853	8x4 ¾x3x1"

Hb = Back Height Hf = Front Height



Camera Housing (Steel)

*LD-1244	2¾x10¾x4"
LD-1516	3¾x13¾x4"
LD-1565	4x13¾x5¼"

* Stainless Steel



Mejor Compra !

Alarm Box (Steel) with Lock

LB-1085	8½x10½x5"
LB-1395	9¾x13x5"
LB-1525	12½x15x5"
LB-1494	9¾x14x4¾"
LB1383A	8½x13¾x4"



Power Transformers & Toroidal Transformer (5-12 lbs.)

001	28/30V x 2	6A	\$ 30.00
002	36V x 2	3A	25.00
003	40V x 2	6A	32.00
**008	28/30V x 2	6A	40.00
**009	48/53V x 2	8A	66.00
**012	33/40/42V x 2	6A	48.00



TA-800MK2 ▲▲ 120+120W Pre & Main Stereo Amp. (4 lbs.)



Kit: \$ 67.92
Asmb. \$ 86.95

Power Output: 120W into 4 ohms RMS. 72W into 8 ohms RMS. Frequency Response: 10-20KHZ. THD: <0.01%. Tone Control: Bass ±12dB, Mid & Treble ±8dB. Sensitivity: Phono Input, 3mV into 47K. Line, 0.3V into 47K. Signal to Noise Ratio: 86dB. Power Requirement: 40VDC @ 6A. Suggested Mark V model 001 or 008 transformer. Recommended Metal Cabinet LG-1924.

TA-1000A ▲▲ 100W Dynamic Class A Mono Amp (4 lbs.)



Kit: \$ 54.00 Asmb. \$ 74.00

Power Output: 100W into 8 ohms RMS, 125W into 4 ohms RMS. Frequency Response: 10HZ-100KHZ THD: <0.008%. Signal to Noise Ratio: 80dB. Sensitivity: 1V. Power Requirements: 35 to 45VDC @ 3A. Suggested Mark V model 001 or 008 transformer. Capacitor 10,000uf 80V model 016. Recommended Metal Cabinet LG-1924.

TA-388 ▲▲▲ Class A FET Dynamic Buffer Stereo Pre-Amp (1 lb.)



Kit: \$ 64.00 Asmb. \$ 80.00

Frequency Response (at rated output): Overall 10HZ-100KHZ +0.5dB-1dB. THD: Overall <0.007% at or below rated output level. Channel Separation (at rated output 1KHZ): Overall better than 70dB. Hum & Noise: Overall better than 90dB. Input Sensitivity (1KHZ for rated output): 300-600mV. Maximum Output Level: Pre-Amp output 1.8V (0.1% THD). Power Requirement: 30V X 2 AC 500mA.

SM-100 ▲▲▲ 150 MHZ 8 Digit Frequency Counter (2 lbs.)



Kit: \$ 79.00
Asmb. \$ 99.00

Frequency Range: 10HZ-150MHZ. Gate Time: 0.01s, 0.1s, 1s, 10s. Input Sensitivity: KHZ range 10HZ-10MHZ 20mV(min.). MHZ range 1MHZ-120MHZ 20mV(min.), 120MHZ-150MHZ 35mV (min.), 150MHZ-200MHZ 40mV(typical). Time Base: 10MHZ crystal, ±10 ppm. Input Impedance: 1M ohm. Response Time: 0.2s. Resolution: 0.1 HZ: 10s gate time, 1HZ: 1s gate time, 10HZ: 0.1s gate time, 100 HZ: 0.01s gate time. Hold the last input signal. Reset counter to 0. DC 9V power adapter or 1.5VX4"D" size batteries. (Adapter not included)

TY-43 ▲ 3½ Digital LED Panel Meter

Clearance Sale

Kit: ~~\$ 15.00~~ \$ 8.80

It is a precision A/D converter integrated circuit. The display is a .6" LED for high visibility. It is easy to assemble and use the meter as a voltmeter, ammeter, ohmmeter, thermometer, frequency counter or capacitance meter. DC±199.9mV full scale input 5-6VDC. (1 lb.)

TR-503 ▲ Regulated DC Power Supply



Kit: \$ 18.75 Asmb. \$ 27.65

It is short circuit proof and has overload protection. Output voltage is variable over a range of 0-50V. Current limit trip is adjustable up to max of 3A. Suggested Mark V 002 transformer. (1 lb.)

SM-302 ▲▲ 60+60W Stereo Power Amp



Kit: \$ 75.00
Asmb. \$ 94.00

It provides 3 input jack pairs. One pair accept a high impedance microphone. The two remaining pairs are for high & low level input sources. Power Output: 60W per channel into 4 ohms RMS. 20HZ-20KHZ. THD: <0.1%. Input Sensitivity: Mic/Guitar 10mV, Hi 380mV, Lo 640mV. Ready to plug in when assembled. (11 lbs.)

School Project Kits Source

SM-666	Dynamic Noise Reduction	▲ \$ 26.00
TA-006	6W Mini-Amplifier	▲ 9.50
TA-28	Digital Voice Memo	▲▲ 25.00
TA-120	36W Class A Power Amp.	▲▲ 32.50
TA-201	Mircophone Mixer Mono Amp.	▲ 20.79
TY-45	20 Bar/Dot Level Display	▲▲ 41.45
TY-2	Flourescent Light Driver	▲ 14.75

See our catalog for more kits!

Minimum order \$ 20.00. We accept Visa, MasterCard & Money Orders. Checks allow 2 weeks for clearance. We ship by UPS ground inside US (min \$ 4.00) and ship by US mail outside US. Please call for orders over 2 lbs. or fax foreign orders. PO Orders are welcome from schools. We are not responsible for typographical errors

CIRCLE 229 ON FREE INFORMATION CARD

www.americanradiohistory.com

P.O. Box 421, Batavia, OH 45103

Educational Kits for the Serious Hobbyist

Caller Block

Connects between your telephone and its wall jack, and prevents the phone from ringing unless the calling party is one which you've entered into memory using your touch-tone phone. Your answering machine can handle all other calls. Change between two separate directories of callers with a simple flip of a switch. \$48.00

Telephone Caller ID

Connects to telephone wall jack. Shows the telephone number of the calling party along with the time of day the call was received, on a 16x1 character LCD display. Stores the info from the last five calls in memory. Complete stand alone, no computer interface needed. \$52.50

Telephone Call Restrictor

Connects to telephone wall jack. Disables all phones on the line if attempting to either: dial a number that has been stored in memory "Block Mode" or, dial a number that has not been stored in memory "Allow Mode". Use touch-tone phone to enter telephone numbers into memory, and choose mode. Program from any phone on the line using your password. \$35.00

50 MHz Frequency Counter

Reads frequency from 1Hz to 50MHz and displays it on a 16x1 character LCD display. Auto-range feature provides floating decimal point and automatically affixes the correct suffix (Hz, KHz, or MHz). Microcontroller based, very few additional components. \$48.50

Telephone Scrambler

Scrambles your voice before sending it over the telephone line, and descrambles it on the other end. Connects between your telephone and wall jack. No modifications are required to your telephone. Full duplex operation. \$43.00

IR Remote Control Receiver

Learns and records the data patterns emitted by standard infrared remote controls used by TVs, VCRs, Stereos, etc. Lets you control all your electronic projects with your TV remote. Seven individual I/O pins can be assigned to any button on your remote, and can be configured for either "toggle" or "momentary" action. \$32.00

Vocal Filter

An audio device which can be used with a home component stereo system, to filter out the main vocal sound track from standard stereo recordings (CD, tape, record or FM), leaving the background music to sing along with. Produce your own karaoke tapes. \$40.00

DTMF Decoder/Logger

Keep track of all numbers dialed or entered from any phone on your line. Connects to your telephone wall jack. Decodes all 16 touch-tones and displays them on an LCD display. Holds the last 240 digits in a nonvolatile memory. Scroll through and view all telephone numbers dialed, credit card numbers entered, etc. \$54.50

SYNTAX-J *The State of the Art in Cable Solutions*

TRI-MODE CABLE PANS

- Replaces *STEALTH, TNT, TVT, etc.*
- No tuning, flashing, flickering or troubles

Quality Control
100% Testing
Assures
No Returns

QTY.	PRICE
10	= \$45 ea.
100	= \$30 ea.
500	= Call

DEALERS CALL: **1-800-676-8131**


(9 AM to 5 PM EST)

Price includes shipping (Not sold in singles)

PUT YOUR PC TO WORK!

THIS IS THE MACHINE YOU'VE BEEN WAITING FOR!


Imagine using your computer to turn 3D CAD drawings into actual working parts! Machine and drill printed circuits directly from blank material. Fabricate intricate mechanical components from raw plastic or aluminum. Route wood to make signs or "digitally" carve three dimensional art objects AND MORE! Sound interesting? You bet it is and with your creativity the sky's the limit! The NEURACTOR CNC-4+, 5, 6, & 7 Desktop Manufacturing Systems may be just the edge you need! Utilizing patent pending technology the NEURACTOR CNC kits provide you with machining resolution of .001". All mechanical components are pre-fabricated, pre-machined, plated and painted. The CNC-4+ machines an area approximately 18"x18"x4.6" and includes four 83 oz/in CY-MOTORS. The CNC-5, 6, & 7 (appx. 42"x42"x4.6", 66"x42"x4.6" and 66"x66"x4.6" respectively) include four 125 oz/in CY-MOTORS. Interface card, 5 amp power supply, 10 pitch steel lead screws, 4 proprietary Slide Block actuator mechanisms, 4 aluminum linear actuator channels, polished steel guide-rods, toolholder bracket, hardware, etc., are included with each unit. (You provide Dremel(tm) Tool or flex-shaft router and work surface.) It's a complete kit! All you do is put it together, calibrate it and TURN IT LOOSE! IF THAT'S NOT EXCITING ENOUGH, WE'RE THROWING IN A FREE, FULL-FEATURED 3D CAD/CAM SOFTWARE PACKAGE WITH EACH UNIT! CNC-4+ is \$695 + 29.95 S/H, CNC-5 is \$895 + 69.95 S/H, CNC-6 is \$995 + 79.95 S/H, CNC-7 is \$1195 + \$89.95 S/H. We also have MICRO-DRILLS, FLEX-SHAFTS, MILLS, ETCHERS, CHEMICALS, BLANK BOARDS, ETC. CNC units sold in USA and Canada only, no exports! At these prices, demand is high so please allow 4 weeks minimum for delivery. CALL NOW!



IMAGINE THE POWER!

WITH FREE 3D CAD SOFTWARE!

starting at \$695!



U.S. CYBERLAB, 14786 State Gap Rd., West Fork, AR 72774 (501) 839-8293

TOP SECRET

CONSUMER TRONICS
2011 Concorat Dr., P.D. Drawer 837
Alamogordo, NM 86310

Voice: (505) 439-1776, 439-8551,
8AM - 7PM MST, Mon - Sat

Fax: (505) 434-0234, 434-1778 (orders
only, if you get voice, enter #11 #11 any time); 24-hr

Free Tech Support (relates directly to your
order or prospective order): Tues. and Thurs. only.

10% Off on orders \$100+; 15% Off over \$200+; Add \$5
total SH (US, Canada). All items in stock. VISA, MCARD OK.

NO CODs or bill me. New Catalog (200+ offers) \$2 w/
order, \$5 w/ (check or MO). NO dealers. Since 1971. As
seen on CBS "60 Minutes", Forbes, etc. by John Williams

former Lockheed Senior Engineer, AMU CS Professor,
DOD Electronic Weapons Engineer, NIH Health Physicist.

Wanted: 7 MAC Hix, PC486, better - buy, trade.

*All software supports all IBM-PC com-
patible x86 systems (8086 - Pentium)

OFF-THE-SHELF HARDWARE

Van Eck Systems ♦ Data Card Reader/Writers ♦
ATM2 ♦ RFEM Radar/Ultrasonic Detectors/Receiv-
ers/Jammers/Blasters ♦ Security Surveillance

♦ EM Lab Weapons/Countermeasures ♦ Neuro-
phone/RF Intercom/Antennas/Crystal Radios

♦ Voice Diagnostics ♦ Phone Color Boxes ♦ DIME De-
coders ♦ Lineman's Handsets ♦ Bug & Tap Detector/
Blaster ♦ Carjack/Kidnap Follower ♦ Hearing Aidster ♦
Shriek Module ♦ TENS ♦ G-Sense Communicator ♦
Subliminal Mix/Amp ♦ Levitator ♦ Vortex Generator ♦
Noise Cancelling System ♦ Ultrasonic Sound ♦
Light/IRMF Detectors ♦ Electronic Dowsing ♦ Laser ♦
Bacteria Detection Kit - more! See our New Catalog!

SPECIAL PROJECTS

We design/build/obtain/repair/modify/maintain/consult on
any device/system/process/project - electric/electronic/
phone/computer/mechanical/optical/automotive for busi-
ness/personal/invention need. Confidentiality guaranteed.

Describe and include \$30 pre-engineering fee (does not
obligate you). Time and cost estimates in 7-10 days.

The HACKER FILES

Compilation of 100s of the best articles written (in
ASCII) by top hackers & phreakers. Covers every major
topic in hackerdom! 3 HO Disks* \$59.

COMPUTER PHREAKING

Describes in detail how computers penetrate each other,
and how VIRUSES, TROJAN HORSES, WORMS, etc. are
implemented. Dozens of computer crime and abuse
methods and countermeasures. Includes disk filled with
hacker text files and utilities, and the legendary FLU-
SHOT + protection system (Ed. Cholica, PC Magazine).
BBS advice, password defeats, glossary - much more!
Manual + Disks* \$39.

Beyond VAN ECK PHREAKING

Eavesdropping on TV and computer video signals using
an ordinary TV described in detail. Includes security in-
dustry reports. Range up to 1 KM. Plans include both
the Consumertronics and the original Top Secret Van
Eck designs \$29.

CELLPHONE MOBS

See our Catalog for our infamous cellphone modification
guide (\$63) - detailed, comprehensive, covers all
makes - 10 times more info than competitor's "guide".
(Do Special Projects (above) for up-to-date hardware/
software)

VOICE MAIL HACKING

How Voice Mail Box (VMB) systems are used and the
specific ways they are hacked. Includes ASPEN, MESSAGE
CENTER, BIX, GENESIS, EZ, SYDNEY, PHONE
MAIL, AUDIX, CINDY, CENTAGRAM, SPERRY LINK,
RSVP, etc. Absolutely required for all users, sysops and
security personnel \$29.

PBX HACKING

1000s of PBXs are hacked to the tune of \$ billions/yr!
While "VOICE MAIL HACKING" details how VMBs are
hacked for "phub" and profit - including VMS methods
for hacking PBXs themselves - "PBX HACKING" ad-
dresses ALL issues relating to PBX hacking, including
countermeasures! Can your business or agency afford a
\$90,000 phone fraud loss (the average loss due to
hacked PBXs)? As described in Forbes Magazine. \$29

PHREAKING CALLER ID & ANI

Details on how they work and dozens of effective ways
of defeating Caller ID, ANI, #69, #57, and Call Blocking
& #67. Also describes Caller ID, Orange, Belge,
Cheese and CF Boxes, ESS, S57, E-911, various
CLASS services, CNA, NON PUB DA, CAMA, DNR,
800-ECR, Diverters, Extenders, Centrix - more. \$29.

Beyond PHONE COLOR BOXES

Duzens phone color boxes described - many circuits.
Plus Call Forwarding, Conferencing, Phreak History,
Glossary, Diverters, Extenders, Loops, REMOBS,
Bridging Boxes & Cans, Optocom, 3rd Party and many
other non-box methods - more. \$39.

ROBOFONE AUTODIALER

Powerful, versatile, menu-driven "Wargames" autodial-
er lets you dial any quantity (up to 10K) or mix of local
long distance numbers in any order, over any length of
time, whether busy or answered (your choice) and log
the times, commands and results to monitor, printer
and/or disk. Quick-dial directory of up to 600 numbers.
BUSY redial options. Direct modem command and control.
All Result Codes, including VOICE and RINGING.
Optional shell to terminal program upon CONNECT. Exit
to menu or DOS (for batching). Manual + Disk* \$29.

Sold for educational purposes only

STOPPING POWER METERS

As reported on CBS "60 Minutes": How certain de-
vices can slow down - even stop - watt-hour meters -
while loads draw full power! Device simply plugs into
one outlet and normal loads into other outlets. Also de-
scribes meter creep, overload drop, etc. Plans \$29.
L.O. MANUAL: External magnetic ways (applied to the
meter itself) to slow down and stop watt-hour meters
while drawing full loads. Plans \$19. **NEW HIB
METERS:** How watt-hour meters work, calibration,
error modes (many), ANSI Standards, etc. Demand
and Polyphase Meters. Experimental results to slow and
stop meters by others. \$19. Any 2, \$38. All 3, \$58.

AUTOMATIC TELLER MACHINES

ATM crimes, abuses, vulnerabilities and details up-
dated! 100+ methods detailed, includes: Physical, Reg. E,
cipher, PIN compromise, card counterfeiting, mag-
netic stripe, false front, TEMPEST, Van Eck, tapping,
spoofing, inside job, super-cool, vibration, pulse, high
voltage - others. Case histories, lab, countermeasures,
detailed security checklist, labeled internal photos, fig-
ures. ATMs contain up to \$250,000 in cash! Recent
\$350,000 ATM crime spree still unsolved! \$39.

CREDIT CARD SCAMS

Cardholders, merchants, banks suffer \$ Billions in
losses annually because of credit card fraud. Describes
every known means of credit card fraud and scams.
Protect yourself! \$29.

CONS. SCAMS & SWINDLES

Scams & cons and related swindles fleece Americans of
\$100+ Billion per year! The most comprehensive sur-
vival manual on cons & scams of all kinds - from the
classic to hi-tech. Details on 100s and their many vari-
ations, and countermeasures. Protect yourself! \$39.

STEALTH TECHNOLOGY

Police radar is fascinating! It also has error rates of 10-
20%! Every known error mode - stealth method and ma-
terial used to minimize radar reflections - tactic and
strategy to fight unjust radar tickets (that cost you
\$100s in insurance and risk cancellation) - methods to
detect and jam signals - fully described! \$29.

SECRET & SURVIVAL RADIO

Optimum survival and security radio equipment, meth-
ods, freq allocations and voice/data scrambling/encod-
ing. Includes small receiver/transmitters, telemetry, an-
tenna optimizations, remote monitoring and control, se-
curity, surveillance, and ultrasonic, fiber-optic and in-
frared commo. 70+ circuit plans, tables. \$29.

HIGH VOLTAGE DEVICES

HV devices plans: Stun Gun, Taser, Prod. Can,
Flasher, Blaster, Zapper, Audio/RF Radar Jammer,
Jacob's Ladder, Plasma & Van de Graaff Guns, Fence
Charger, Geiger Counter, Ozone Gun, Fish Stunner,
Plant Stim., Kirlian, more! All plans for only \$29.

UNDER ATTACK!

Electromagnetic Interference and Electronic Weapon
Attacks cause: Cancer, birth defects, and profound psy-
chological, neurological, cardiovascular and immune
system disorders! Destructive to people, animals, plants
and equipment! Includes ACTUAL CASES OF EM/ATKs
(we investigate!) Includes how to verify and pinpoint
EMI and electronic attack sources, and specific counter-
measures. \$29. **EM BRAINBLASTER:** Tutorial
and plans for powerful ELECTROMAGNETIC WEAPONS
and LAB DEVICES. Optimum circuits, freqs, waveforms,
duty cycles, intensities. Thorough. \$29. Both \$48.

RADIONICS MANUAL

Exciting electrical, electronic, electromagnetic thera-
peutic, diagnostic & preventive devices (mostly experimen-
tal). History, descriptions, plans (dozens), availabilities
of Radionics Devices from early to modern. While drugs
cost \$ Hundreds, electricity costs pennies! \$29. **HEAL
YOURSELF:** Plans for 3 major electronic therapeutic
devices of types approved by FDA. \$19. Both \$39.

CRYPTANALYSIS TECHNIQUES

Five powerful menu-driven crypto programs (in COM and
BAS source code) to analyze, decrypt "secure" cri-
phertexts. Worked-out examples. Recommended by pres-
tigious "Computers & Security." Manual + Disk* \$29.

By an ORDER of the MAGNITUDE

the most comprehensive, hard-hitting, hi-tech sur-
vival book ever written! Topics include electronics,
computers, energy, weapons, concealment, revenge,
alarms, etc. to survive today's dangerous world. We all
face increasingly financially and physically brutal times!
Field-expedient use of technology in various threat and
conflict environments and scenarios. \$49.

ROCKET'S RED GLARE

How to design and build solid-propellant amateur and
survival rockets. Emphasis on formulation, manufacture,
installation of propellants, motors, igniters, etc. Includes list
of commonly available materials, and the design of
launch pads and test beds and their electronics. \$29.

FIREWORKS


How firecrackers (M-80s, blockbusters,
cherry bombs), small rockets, volcanoes, fountains,
sparklers and safety fuses are made and colored.
Simple, cheap, common ingredients. \$9. Both \$36.

SAVVY DRIVING

Detailed, comprehensive manual describes 100+ tactical
and strategic driving tips. Includes how to avoid and
evade criminals, avoid and evade head-on collisions and
other accidents, properly react to accidents, emergen-
cies and police pullovers, avoid tickets, minimize insur-
ance premiums and loss risk, prepare for trips and op-
timize routes and long-distance driving, optimize
parking, more. For all drivers - beginners to pros. \$29.

ULTIMATE SUCCESS MANUAL

Underpaid, overworked, harassed or abused? Victim of
office politics? Stuck in a dead-end job? Can't find a
good job? Expect to be laid off, fired or transferred soon?
The ultimate no-holds-barred, looking-after-#1 Machiavel-
lian techniques to find, obtain, optimize and keep top
jobs, pay and benefits. THE RULES OF THE GAME FOR
A GAME WITHOUT RULES! From resume to CEO. \$29.



4025 Edwards Road, Cincinnati, OH 45209

Toll Free Order Hot Line 1 (800) 423-4499

Information - (513) 531-4499

Millions of Chips, Transistors and Components in Stock!

74LSxx	74LS192	74HC785	74HC138	74LS193	74HC139	74LS194	74HC139	74LS195	74HC139	74LS196	74HC139	74LS197	74HC139	74LS198	74HC139	74LS199	74HC139	74LS200	74HC139	74LS201	74HC139	74LS202	74HC139	74LS203	74HC139	74LS204	74HC139	74LS205	74HC139	74LS206	74HC139	74LS207	74HC139	74LS208	74HC139	74LS209	74HC139	74LS210	74HC139	74LS211	74HC139	74LS212	74HC139	74LS213	74HC139	74LS214	74HC139	74LS215	74HC139	74LS216	74HC139	74LS217	74HC139	74LS218	74HC139	74LS219	74HC139	74LS220	74HC139	74LS221	74HC139	74LS222	74HC139	74LS223	74HC139	74LS224	74HC139	74LS225	74HC139	74LS226	74HC139	74LS227	74HC139	74LS228	74HC139	74LS229	74HC139	74LS230	74HC139	74LS231	74HC139	74LS232	74HC139	74LS233	74HC139	74LS234	74HC139	74LS235	74HC139	74LS236	74HC139	74LS237	74HC139	74LS238	74HC139	74LS239	74HC139	74LS240	74HC139	74LS241	74HC139	74LS242	74HC139	74LS243	74HC139	74LS244	74HC139	74LS245	74HC139	74LS246	74HC139	74LS247	74HC139	74LS248	74HC139	74LS249	74HC139	74LS250	74HC139	74LS251	74HC139	74LS252	74HC139	74LS253	74HC139	74LS254	74HC139	74LS255	74HC139	74LS256	74HC139	74LS257	74HC139	74LS258	74HC139	74LS259	74HC139	74LS260	74HC139	74LS261	74HC139	74LS262	74HC139	74LS263	74HC139	74LS264	74HC139	74LS265	74HC139	74LS266	74HC139	74LS267	74HC139	74LS268	74HC139	74LS269	74HC139	74LS270	74HC139	74LS271	74HC139	74LS272	74HC139	74LS273	74HC139	74LS274	74HC139	74LS275	74HC139	74LS276	74HC139	74LS277	74HC139	74LS278	74HC139	74LS279	74HC139	74LS280	74HC139	74LS281	74HC139	74LS282	74HC139	74LS283	74HC139	74LS284	74HC139	74LS285	74HC139	74LS286	74HC139	74LS287	74HC139	74LS288	74HC139	74LS289	74HC139	74LS290	74HC139	74LS291	74HC139	74LS292	74HC139	74LS293	74HC139	74LS294	74HC139	74LS295	74HC139	74LS296	74HC139	74LS297	74HC139	74LS298	74HC139	74LS299	74HC139	74LS300	74HC139	74LS301	74HC139	74LS302	74HC139	74LS303	74HC139	74LS304	74HC139	74LS305	74HC139	74LS306	74HC139	74LS307	74HC139	74LS308	74HC139	74LS309	74HC139	74LS310	74HC139	74LS311	74HC139	74LS312	74HC139	74LS313	74HC139	74LS314	74HC139	74LS315	74HC139	74LS316	74HC139	74LS317	74HC139	74LS318	74HC139	74LS319	74HC139	74LS320	74HC139	74LS321	74HC139	74LS322	74HC139	74LS323	74HC139	74LS324	74HC139	74LS325	74HC139	74LS326	74HC139	74LS327	74HC139	74LS328	74HC139	74LS329	74HC139	74LS330	74HC139	74LS331	74HC139	74LS332	74HC139	74LS333	74HC139	74LS334	74HC139	74LS335	74HC139	74LS336	74HC139	74LS337	74HC139	74LS338	74HC139	74LS339	74HC139	74LS340	74HC139	74LS341	74HC139	74LS342	74HC139	74LS343	74HC139	74LS344	74HC139	74LS345	74HC139	74LS346	74HC139	74LS347	74HC139	74LS348	74HC139	74LS349	74HC139	74LS350	74HC139	74LS351	74HC139	74LS352	74HC139	74LS353	74HC139	74LS354	74HC139	74LS355	74HC139	74LS356	74HC139	74LS357	74HC139	74LS358	74HC139	74LS359	74HC139	74LS360	74HC139	74LS361	74HC139	74LS362	74HC139	74LS363	74HC139	74LS364	74HC139	74LS365	74HC139	74LS366	74HC139	74LS367	74HC139	74LS368	74HC139	74LS369	74HC139	74LS370	74HC139	74LS371	74HC139	74LS372	74HC139	74LS373	74HC139	74LS374	74HC139	74LS375	74HC139	74LS376	74HC139	74LS377	74HC139	74LS378	74HC139	74LS379	74HC139	74LS380	74HC139	74LS381	74HC139	74LS382	74HC139	74LS383	74HC139	74LS384	74HC139	74LS385	74HC139	74LS386	74HC139	74LS387	74HC139	74LS388	74HC139	74LS389	74HC139	74LS390	74HC139	74LS391	74HC139	74LS392	74HC139	74LS393	74HC139	74LS394	74HC139	74LS395	74HC139	74LS396	74HC139	74LS397	74HC139	74LS398	74HC139	74LS399	74HC139	74LS400	74HC139	74LS401	74HC139	74LS402	74HC139	74LS403	74HC139	74LS404	74HC139	74LS405	74HC139	74LS406	74HC139	74LS407	74HC139	74LS408	74HC139	74LS409	74HC139	74LS410	74HC139	74LS411	74HC139	74LS412	74HC139	74LS413	74HC139	74LS414	74HC139	74LS415	74HC139	74LS416	74HC139	74LS417	74HC139	74LS418	74HC139	74LS419	74HC139	74LS420	74HC139	74LS421	74HC139	74LS422	74HC139	74LS423	74HC139	74LS424	74HC139	74LS425	74HC139	74LS426	74HC139	74LS427	74HC139	74LS428	74HC139	74LS429	74HC139	74LS430	74HC139	74LS431	74HC139	74LS432	74HC139	74LS433	74HC139	74LS434	74HC139	74LS435	74HC139	74LS436	74HC139	74LS437	74HC139	74LS438	74HC139	74LS439	74HC139	74LS440	74HC139	74LS441	74HC139	74LS442	74HC139	74LS443	74HC139	74LS444	74HC139	74LS445	74HC139	74LS446	74HC139	74LS447	74HC139	74LS448	74HC139	74LS449	74HC139	74LS450	74HC139	74LS451	74HC139	74LS452	74HC139	74LS453	74HC139	74LS454	74HC139	74LS455	74HC139	74LS456	74HC139	74LS457	74HC139	74LS458	74HC139	74LS459	74HC139	74LS460	74HC139	74LS461	74HC139	74LS462	74HC139	74LS463	
--------	---------	---------	---------	---------	---------	---------	---------	---------	---------	---------	---------	---------	---------	---------	---------	---------	---------	---------	---------	---------	---------	---------	---------	---------	---------	---------	---------	---------	---------	---------	---------	---------	---------	---------	---------	---------	---------	---------	---------	---------	---------	---------	---------	---------	---------	---------	---------	---------	---------	---------	---------	---------	---------	---------	---------	---------	---------	---------	---------	---------	---------	---------	---------	---------	---------	---------	---------	---------	---------	---------	---------	---------	---------	---------	---------	---------	---------	---------	---------	---------	---------	---------	---------	---------	---------	---------	---------	---------	---------	---------	---------	---------	---------	---------	---------	---------	---------	---------	---------	---------	---------	---------	---------	---------	---------	---------	---------	---------	---------	---------	---------	---------	---------	---------	---------	---------	---------	---------	---------	---------	---------	---------	---------	---------	---------	---------	---------	---------	---------	---------	---------	---------	---------	---------	---------	---------	---------	---------	---------	---------	---------	---------	---------	---------	---------	---------	---------	---------	---------	---------	---------	---------	---------	---------	---------	---------	---------	---------	---------	---------	---------	---------	---------	---------	---------	---------	---------	---------	---------	---------	---------	---------	---------	---------	---------	---------	---------	---------	---------	---------	---------	---------	---------	---------	---------	---------	---------	---------	---------	---------	---------	---------	---------	---------	---------	---------	---------	---------	---------	---------	---------	---------	---------	---------	---------	---------	---------	---------	---------	---------	---------	---------	---------	---------	---------	---------	---------	---------	---------	---------	---------	---------	---------	---------	---------	---------	---------	---------	---------	---------	---------	---------	---------	---------	---------	---------	---------	---------	---------	---------	---------	---------	---------	---------	---------	---------	---------	---------	---------	---------	---------	---------	---------	---------	---------	---------	---------	---------	---------	---------	---------	---------	---------	---------	---------	---------	---------	---------	---------	---------	---------	---------	---------	---------	---------	---------	---------	---------	---------	---------	---------	---------	---------	---------	---------	---------	---------	---------	---------	---------	---------	---------	---------	---------	---------	---------	---------	---------	---------	---------	---------	---------	---------	---------	---------	---------	---------	---------	---------	---------	---------	---------	---------	---------	---------	---------	---------	---------	---------	---------	---------	---------	---------	---------	---------	---------	---------	---------	---------	---------	---------	---------	---------	---------	---------	---------	---------	---------	---------	---------	---------	---------	---------	---------	---------	---------	---------	---------	---------	---------	---------	---------	---------	---------	---------	---------	---------	---------	---------	---------	---------	---------	---------	---------	---------	---------	---------	---------	---------	---------	---------	---------	---------	---------	---------	---------	---------	---------	---------	---------	---------	---------	---------	---------	---------	---------	---------	---------	---------	---------	---------	---------	---------	---------	---------	---------	---------	---------	---------	---------	---------	---------	---------	---------	---------	---------	---------	---------	---------	---------	---------	---------	---------	---------	---------	---------	---------	---------	---------	---------	---------	---------	---------	---------	---------	---------	---------	---------	---------	---------	---------	---------	---------	---------	---------	---------	---------	---------	---------	---------	---------	---------	---------	---------	---------	---------	---------	---------	---------	---------	---------	---------	---------	---------	---------	---------	---------	---------	---------	---------	---------	---------	---------	---------	---------	---------	---------	---------	---------	---------	---------	---------	---------	---------	---------	---------	---------	---------	---------	---------	---------	---------	---------	---------	---------	---------	---------	---------	---------	---------	---------	---------	---------	---------	---------	---------	---------	---------	---------	---------	---------	---------	---------	---------	---------	---------	---------	---------	---------	---------	---------	---------	---------	---------	---------	---------	---------	---------	---------	---------	---------	---------	---------	---------	---------	---------	---------	---------	---------	---------	---------	---------	---------	---------	---------	---------	---------	---------	---------	---------	---------	---------	---------	---------	--

MICRO TV CAMERA WITH TRANSMITTER

As small as a package of cigarettes! Complete TV camera with transmitter. Available on VHF channels 7-13. Operates on 9V battery or may be used with a wall adapter for permanent installation. Range up to 300 yards. Perfect for any surveillance application!

CAMERA WITH TRANSMITTER SEMI-KIT UP402 \$399.00

PLUS S&H

Please call for custom configurations.



VIDEO TRANSMITTER KITS

HIGHER POWER VARIABLE FREQUENCY MICRO TV TRANSMITTER

As used in our UP402. Available on VHF channels 7 to 13. Operates from a 9 Volt battery or may be used with an optional wall adapter. May be used with any composite video source. Range up to 300 yards.

PLUS S&H SEMI-KIT UP301 \$139.95

VARIABLE FREQUENCY MICRO TV TRANSMITTER KITS

Seen in the DEC-93 issue of ELECTRONICS NOW. Variable frequency oscillator transmits on either VHF channels 7-13 or UHF channels 14-29. Range up to 100 yards. May be used with any composite video source such as a camcorder. M200 PCBOARD \$14.95

PLUS S&H

M300 KIT \$49.95

NEW! XTAL CONTROLLED MICRO VIDEO TRANSMITTER

Circuit board area smaller than a credit card! A perfect companion to your Camcorder, but will also work with any video source. Xtal controlled. Available on UHF channels 14, 24 or Amateur TV frequency 439.25 MHZ. Audio and other frequencies available as a custom option. Uses 9 volt battery or wall adapter. Range up to 1 mile with suitable antenna.

SEMI-KIT UPX51 \$199.95

PLUS S&H with audio \$249.95

5% DISCOUNT FOR MONEY ORDERS

VISA

B.H.S. ELECTRONICS
ELECTRONIC KITS



41 EAGLERIDGE DR. TEL: 1-800-771-8656
BRAMPTON, ONT.
CANADA
L6R 1G1 FAX: (705) 466-3268

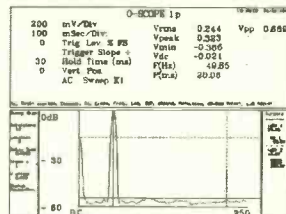
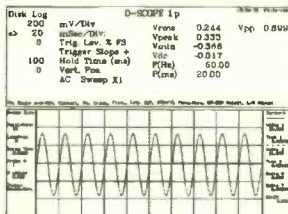

DIGITAL STORAGE

OSCILLOSCOPE

WITH SPECTRUM ANALYZER, DVM, FREQ. COUNTER, AND DATA LOGGER.

\$189.

O-SCOPE MODULES CONVERT PC'S INTO MULTIPURPOSE TEST AND MEASURING INSTRUMENTS.



FEATURES:

- SMALL & PORTABLE
- USES PRINTER PORT
- USES STD. PROBES
- DC TO 50 KHz
- 10v/div. TO 50 mv/div.
- MADE IN U.S.A.
- SAME DAY SHIPPING

OPTIONS:

- PROBE SETS
- EXTERNAL TRIGGER
- DUAL TRACE
- X-Y PHASE DISPLAY
- EXTENDED BANDWIDTH
- EXTENDED INPUT RANGE
- BATTERY PACK

INCLUDES SOFTWARE & INSTRUCTIONS.

ASSEMBLED AND TESTED..... \$169.

ENHANCED SOFTWARE..... \$ 20.

KIT (WITHOUT CASE)..... \$129.

SHIPPING: \$7.50 (2ND DAY \$11.50)

TO ORDER: SEND CREDIT CARD INFO., M.O., or CHECK, OR YOU MAY CALL **1-800-980-9806**

ALLISON TECHNOLOGY CORPORATION

8343 CARVEL, HOUSTON, TX. 77036 U.S.A.
PHONE: 1-713-777-0401 FAX: 1-713-777-4746
BBS: 1-713-777-4753



ERPOM UV ERASER


The ERA-08 EPROM Eraser can hold up to eight devices on its anti-static, conductive foam lined tray. A built-in timer (1-60 min.) provides proper exposure and correct intensity levels, assuring a long life for EPROM's and other erasable devices. A 9V AC adapter is included with the unit.



#M12ERA-08 \$98.95

DIGITAL VOICE MODULE

The DVM-58D has variable length message capabilities and can store up to 16 individual messages for immediate playback. Use it to add real voice prompting or instruction to any project, via the mic. Input. Standard 1Mb DRAM on-board (32 sec. @ 32K bps) with options to expand up to 16Mb (8 min. @ 32K bps). ADM recording with selectable 16/32/44K bps sampling rates and very low power consumption.



#M105858 \$89.95
1Mb DRAM \$5.15
4Mb DRAM \$21.95


RF TRANSMITTER + ENCODER MODULES

The TX-99 interfaces with the TX-01 as the RF carrier module. 300 MHz AM with a typical range of 50' -100' line-of-sight. (Key-chain transmitter is also available, model TX-99K \$15.95)

#M109903 \$5.95

The TX-01 Motherboard can encode a 12-bit address code with 4096 possible code combinations or can be used to encode an 8-bit address code with a 4-bit data code.

#M10001E \$9.95




RF RECEIVER + DECODER MODULES

The RE-99 interfaces with the RE-01 as the RF carrier's receiver module and requires only a few solder connections to mate the two. 300 MHz AM.

#M109904 \$6.95


The RE-01 Motherboard will decode a 12-bit address or 8-bit address with 4-bits of data, depending on which of the two included IC's is installed into the board.

#M10001D \$14.95



PC INTERFACE CARD PROTECTOR

The Data Genie P-300 is a device that allows quick and easy installation of add-on cards or prototype circuits for testing externally on your PC without having to turn off the computer. Maintains complete protection for your motherboard via the built-in protection circuitry & current limit fuses. Adds 3 expansion slots.




#M12P300 \$349.95

PIR DETECTOR

The Medusa Passive Infrared Detector has been tested at 20V/m over the frequency range 20 to 1000 MHz, proving that the unit has ultra-high RFI protection and reliability. With N.C contacts including tamper, plus selectable pulse counts of 1,3 or 5. Medusa makes for confident installations.

Detects ambient body heat and movement to trigger your connected security system, announcement buzzer, or warning device.



#M113300 \$24.95
3+ at \$19.95 each.

LASER POINTER

The Infiniter "NBK-2" Laser Pointer's high polished, chrome-like finish is lightweight and can project a beam over 150' to enhance any demonstration or presentation. It even works well on overhead projection screens and can be used in conference rooms, exhibition hall, construction sites, museums, etc.



(2-"AAA" Batteries not included)

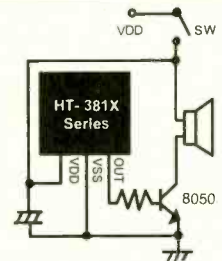
#M160012 \$49.95

MELODY DEMO KIT

The HT-381XDPB Demo Sampler Kit comes complete with a preassembled playback board, battery holder and ten Hoftek melody IC's. Great for experimenting or adding a musical melody to a project.

Included melodies:

Karlnka-Happy Birthday-It's A Small World-Home Sweet Home-Yankee Doodle-Rock-A-Bye Baby-Are You Sleeping?-Song Of Joy-My Little Tricycle-When The Saints Go Marching In



#M14HT38XDPB \$14.95

ORDER BY MAIL:

ELECTRONICS 123
17921 ROWLAND ST.
INDUSTRY, CA 91748

FREE Catalog Available!

Technical Support
818-912-9864

S&H Charges Continental US, up to 3 lbs:

UPS Ground	\$6.00
UPS 3-Day	\$8.00
UPS Blue	\$10.00
UPS Red (Next Day)	\$20.00
COD's Add:	\$4.50
Call. Orders Add:	8.25% Sales Tax

CANADA S&H Charges, up to 3 lbs:

US Postal, First Class \$10.00
Prepayment by credit card required.
Sorry No COD orders.

(INTERNATIONAL S&H rates: Call/Fax for quote.)

All prices subject to change without notice.

Miniature Robots!



Build a real walking robot just 14 cm long!

Muscle Wires Project Book & Deluxe Kit

Create direct linear action with *Muscle Wires*. They actually contract up to 5% when powered! For robots, planes, railroads - anything needing small, strong all-electric motion. Our new info packed 128 page *Project Book* has full plans for *Boris* the motorless robot and 14 other projects. Deluxe Kit includes one meter each 50, 100 and 150 µm diameter Muscle Wires. *Get moving today!*

#3-168 \$59.95

Electric Piston Deluxe 5-Pack

Incredible miniature cylinders lift 1 pound each! Just 10 cm long, they shorten by 23 mm with just 1 volt, 5 amps. Cycles up to 6 times per minute. Pack has 5 Electric Pistons, one high current battery and complete plans for four unique projects.

#3-137 \$39.95



Gadgeteer's Goldmine

400+ pages of unique high-tech projects & practical info on robots, Tesla & Van de Graaff generators, Kirlian photos, lasers, holography, night vision, espionage. Illustrations, sources & more. Get it and expand your inventing library!

#3-129 \$19.95




Dave's Solar Motor Kit

Now you can harness fusion energy & give life your creations! Everything you need to build a micro powerplant that "pumps" solar energy to drive microbots *without recharging!* Has solar cell. DC motor, parts & great instructions. **BONUS:** Includes Dave's new article on "Solar Rollerballs" and other "living" mini robots.

#3-119 \$34.95



The Pocket Programmer Only \$129.95



The portable programmer that uses the printer port of your PC instead of an internal card. Easy to use software that programs Eeprom, EEprom, Flash & Dallas Ram. 27(C) / 28(C) / 28F / 29F / 29C & 25XX series from 16K to 8 Megabit with a 32 pin socket. Adapters available for Pic, PLCC, 5-Gang, 874X, 875X MCU's, 40-Pin X 16 & Serial Eeprom's, and Eeprom Emulator to 32K X 8.

Same Name, Address & Phone # for 13 Years... Isn't it Amazing?

Intronics, Inc.

Box 13723 / 612 Newton St.
Edwardsville, KS 66113 Add \$4.75 COD
Tel. (913) 422-2094 Add \$4.00 Shipping
Fax (913) 441-1623 Visa / Master Charge

SURVEILLANCE

FM TRANSMITTERS MINI (KITS)

- 3-VOLT FM XMTR, up to 300 ft. indoors, 1500 ft. outdoors
- PHONE XMTR, range to 500 ft., uses phone-line power
- Sound-Activated XMTR, range to 500 ft.
- 2-STAGE XMTR, 9-Volt, very powerful

All above require simple soldering at 2 to 4 places.
\$29.95** ea.

TELE FM WIRELESS MONITORING SYSTEM. (Kit) \$99.00*

TELE CALL FORWARDER. Transfers incoming calls. \$99.00*

CALLER ID. Registers incoming number. \$99.00*

TEL REGISTER WITH PRINTER. Records dialed number, duration, and prints record. \$139.00*

12-HOUR LONG-PLAY RECORDER. Modified Panasonic. Records 6 hrs. on each side of 120 tape (supplied). Compatible with VOX and Tel Rec Adapter. \$119.00*

VOX VOICE-ACTIVATED SWITCH. Makes recorder self-activating with voices or other sounds. \$28.50**

TELE RECORDING ADAPTER. Records incoming and outgoing calls. \$28.50**

TELEPHONE SCRAMBLERS. Over 4,000 separate codes. \$199.00*


VOICE CHANGER. Changes man's voice to lady's and vice versa. \$49.00*

For Shipping & Handling add \$5.00 and **\$2.00 per item. Colo. residents add sales tax. Mail Order, VISA, M/C. COD's o.k. Inquire for dealer prices. Free catalog.

MUCH, MUCH MORE — OUR 25TH YEAR!
TOLL FREE 1-800-926-2488

A.M.C. SALES, INC.
193 Vaquero Dr., Boulder, CO 80303
Tel: (303) 499-5405, Fax: (303) 494-4924
Mon.-Fri. 8 a.m.-5 p.m. Mtn. Time

CIRCLE 284 ON FREE INFORMATION CARD



If you are not getting this catalog you are missing out on some of the best deals in electronics today! We have thousands of items ranging from unique, hard-to-find parts to standard production components. Call, write, or fax today to start your free subscription to the most unique catalog in the industry, filled with super values on surplus electronic and hobbyist type items. If you have a friend who would like to receive our catalog, send us their name and address and we will gladly forward them a complimentary 100 page catalog.

Why pay more? Call today.

MECI
340 East First Street Fax Order Line
Dayton, Ohio 45404 1-800-344-6324

Order Toll-Free
1-800-344-4465
CIRCLE 251 ON FREE INFORMATION CARD

NEW TOOL For Equipment Repairmen Electronics Technicians Hobbyists & Modelers



Uses most adjustable flame lighters • Shrinks tubing in seconds; will not burn tubing nor components • Compact, shirt-pocket size for toolboxes • Safety-valve mouthpiece • Simple & easy to use • Completely portable • No moving parts • Patented air-injector turbocharges the flame, producing a precise 1/2 inch diameter, super-hot air-stream and no carbon soot mess • Unbreakable & built to last a lifetime • Heats-up instantly & cools-down in seconds • Made with precision & top-quality materials; *Hardened stainless steel, Heat-resistant nylon, Polyurethane recoil tubing* • Professional • Rugged • Limited lifetime warranty • Satisfaction guaranteed

Limited Time, Introductory Price \$14.95
If you solder wire connections together, you will love this tool! Now using heat-shrink tubing with the *Hot-Aero* is faster, easier and more convenient than tape or big, loud electric heatguns.

Send check/money-order (\$3.00 S/M) to: **VISA**
Rose Research & Development
P.O. Box 12212 **1-800-606-9044**
Santa Rosa, CA 95406 **Free Color Brochure**

SMALL COMPANY • BIG DISCOUNTS!
CABLE TV DESCRAMBLERS AND CONVERTERS
Discover Top Brands Available American Express
MasterCard SATISFACTION GUARANTEED! (COD) Check by Phone
Visa **1-800-775-0444**
T.C. ELECTRONICS
Decoders and Descramblers must be not used without authorization by your local cable operator. No Tennessee sales.

Electronics Now, November 1995

Order Toll Free!

24-hour Voice Order Line - VISA MasterCard

800-374-5764

Request our FREE Muscle Wires Technical Brochure

Mondo-tronics

524 San Anselmo Ave. #107-84
San Anselmo, CA 94960
Questions: 415-455-9330
Fax: 415-455-9333
Internet: info@mondo.com

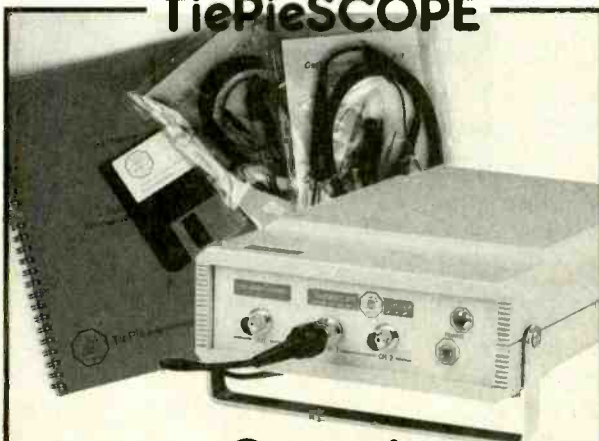
To Order:
Send check, MO
or credit card info.
All orders add
\$5.00 P & H.
Calif. orders also
add sales tax.

International Orders Welcome! First Class P&H: \$11.00

STOP! Just Take Two Steps to do Your Measurement



TiePieSCOPE



**HS508 Complete set
for US \$1054**

You can simply plug the new TiePieSCOPE - HS508 into the parallel port of your portable or desktop PC. With the advanced software, you can use this two channel, 8 bits, 50 MHz measuring instrument as a fast digital storage oscilloscope, including a lot more features than a single oscilloscope! Moreover, the TiePieSCOPE - HS508 contains a multiple display voltmeter (up to 5 MHz true RMS), a spectrum analyzer with an harmonic distortion meter and a transient recorder for recording a variety of signals. The TiePieSCOPE - HS508 is supplied complete with user manual, software, and two probes.

Call now for a free demo diskette and our catalog!!
Toll-free: 1-800-626-6929

CONWAY Engineering, Inc.

8393 Capwell Drive, Oakland, California USA 94621-2113
Tel.: (510) 568-4028 - Fax: (510) 568-1397

CIRCLE 315 ON FREE INFORMATION CARD

Toronto Surplus & Scientific


608 Gordon Baker Rd. Willowdale,
Ontario Canada zip: M2H-3B4

TEL: (416) 490-8865



Inc "knew fax #"

OFFICE: (905) 887-0007 FAX: (905) 887-0006



MILITARY STANDARD D.C. GENERATOR


Superior QUALITY plus rugged design are features of this deluxe 2 cylinder 4 stroke gasoline generator. The control panel contains meters for voltage & current indication, main circuit breaker and voltage adjustment. Shielded wires and plugs comprise the RFI suppression ignition system eliminating most radio noise. These units are "new" in the original carton complete with operators manual and only require fuel and oil for operation; output voltage is adjustable approx. 10-32v (28v nom) @ 53.3A (1.5Kw) continuous duty load. Price: \$295.00 New in Orig. Carton.

You will be impressed!!!



TEK 7000

S
E
R
I
E
S



OSCILLOSCOPE MAINFRAMES

7104	Oscilloscope MF - 1 GHz High Speed	\$3,750.00
7603	Oscilloscope MF - 100MHz - 3 slot	\$ 250.00
7623	Oscilloscope MF - Storage 100MHz - 3 slot	\$ 350.00
7623A	Oscilloscope MF - Storage 100MHz - 3 slot	\$ 375.00
7633	Oscilloscope MF - Storage 100MHz - 3 slot	\$ 575.00
7704	Oscilloscope MF - 200MHz - 4 slot	\$ 295.00
7704A	Oscilloscope MF - 200MHz - 4 slot	\$ 395.00
7854	Oscilloscope MF - 400MHz Digital Storage Waveform Processing with GPIB	\$1,500.00
7904	Oscilloscope MF - 500MHz - 4 slot	\$ 500.00


PLUG-INS

7A11	250MHz FET PROBE	\$ 600.00
7A13	DIGITAL COMPARATOR, LED DISPLAY	\$ 400.00
7A18	75MHz 2 CH VERT. AMP. ...	\$ 125.00
7A19	600MHz 1 CH VERT. AMP. ..	\$ 400.00
7A24	400MHz 2 CH VERT. AMP. ..	\$ 450.00
7A26	200MHz 2 CH VERT. AMP. ..	\$ 250.00
7A29	1 GHz VERT. PLUG-IN	\$ 800.00
7A42	350MHz 4 CH LOGIC TRIG VERT AMP.	\$1,400.00
7B10	.2NS DLY'D TIMEBASE	\$ 500.00
7B15	Δ DLY'D TIMEBASE	\$ 500.00
7B53A	100MHz DUAL TIMEBASE\$	250.00
7B80	400MHz DLY'D TIMEBASE \$	250.00
7B85	400MHz Δ DLY'D TIMEBASE\$	350.00
7CT1	CURVE TRACER	\$ 500.00
7D01	LOGIC AN.(no probes)	\$ 50.00
7D13	DIGITAL MULTIMETER	\$ 125.00
7D15	225MHz FREQ. COUNTER ...	\$ 300.00
7L12	100KHz-1.5GHz SPEC-AN.	\$2,700.00
7L13	1KHz-1.8GHz SPEC-AN.	\$3,250.00

7834 STORAGE OSCILLOSCOPE

Nothing beats a top quality laboratory o-scope like this unit. It features 2500 cm/us writing speed, 400MHz bandwidth and superior construction. Our complete system includes: 1-7A24 / 1-7A26 1-7B80 / 1-7B85. SYSTEM PRICE: \$1,495.00

*OUR SCOPES FEATURE BRIGHT SHARP CRT's! GUARANTEED




HEWLETT PACKARD 8640B SIGNAL GENERATOR

Industry Standard sig-gen 500KHz-512Mhz features internal phase lock/synchronizer and digital freq readout. +19to -145 dBm output. AM,FM,Ext and Pulse modulation.

Price: \$2295.00 OPT 001 add \$100.00
OPT 003 add \$150.00

All Prices in U.S. Dollars
Please include telephone/fax number with mail-in orders.
Orders must be prepaid by guaranteed instrument.

Manuals available at extra cost



PRC 25 - MILITARY TACTICAL TRANSCEIVER


Fabulous quality and design are standard in this 30Mhz-75.95 Mhz tactical transceiver. Output power level from 1.1-2 watts 150Hz squelch. The units we just received are re-conditioned (newly painted) ready for issue, and include the battery box.

Price: \$245.00

We also have PRC-77s available with some accessories. Price: \$495.00


** NOTE: if there are specific items you are looking for regardless of whether or not they appear in this ad, we would be happy to provide you with a quote including, availability, pricing information and shipping details.

CIRCLE 323 ON FREE INFORMATION CARD



HP 8160A 50MHz PROGRAMMABLE PULSE GENERATOR

Precision and versatility are features you'll enjoy when using this programmable pulse generator. It's capabilities include 20V pulse amplitude, 50 MHz Rep rate, 6 ns variable transition times. Complete characterization of pulse parameters. Option 020 provides for dual channel output. Price: \$2,500.00 ea.---w/opt 020 \$3,365.00



TEKTRONIX 465M

Proof is in the pudding when it comes to this instrument's track record. There's no doubt, that popularity speaks many languages when speaking of the "465M". This excellent instrument continues the tradition of the standard 465 oscilloscope by adding useful features such as CH-1, CH-2 sum or difference, trigger view in any combination, alternate sweep and trace selection versatility. Many technicians dream of owning a quality 100-MHz oscilloscope, but funding rairly permits. Fortunately, we were recently able to aquire a limited supply of 465M-s in very good condition. Our LOW PRICES will likely permit "you" to own one of the best scopes anywhere in the country. If your needs are current and action *swift* you too will be a member of a growing club!!!

VERY GOOD CONDITION.....\$695.00

These instruments are fully checked out and calibrated. They are supplied with an original front panel cover and complete service manual. Original TEK Probes are \$75.00 each with each purchase.



HP54111D 500-MHz, 1 GSa/s DIGITAL COLOR SCOPE

This user friendly oscilloscope features, up to 8 bits of vertical resolution, pretrigger, automatic measurements, HP-IB, up to 2 gigasample capture when used with 54114A, excellent single shot transient signal capture, full trinitron color display programmable any way you like it, Instant print. Uses include:

- *High Energy Physics
- *ECL Design
- *High speed Semiconductor design
- *High Speed Pulse analysis

Looks like brand new. Price: \$6,900.00


COLLECTOR ALERT - \$39.00 8-DAY AIRCRAFT CLOCK 1-7/8" dial

Great collectors item for the ham shack, fifties vintage funct/chkd.



MARCONI SYNTHESIZED SIGNAL GENERATOR Model 2018

Freq range 80Khz-520Mhz with calibrated output levels from -127 dBm to +13dBm. Resolution 10Hz. It can be freq, phase or amplitude modulated from ext or int modulation sources. RF output resolution is 0.1dB, reversepower protection of up to 50W is possible without damage to the instrument. This instrument is microprocessor controlled and very easy to use, a must for any serious repair or development lab. Price : \$1750.00 Checked



PDR-63 PORTABLE RADIAC METER

This portable radiac set is loaded with all kinds of extras featuring six ranges of sensitivity for both Gamma or Beta radation measurements. The 1st scale 0-1 rad/hr up to 0-5000 rad/hr. The unit comes supplied with headset & bat/charger. Req's only 4 AA Batteries. Price: \$149.95

-HP 3551A TRANSMISSION TEST SET	\$ 950.00
-HP 3581A WAVE ANALYZER	\$1,295.00
-HP 4260A LCR BRIDGE	\$ 385.00
-HP 5006A SIGNATURE ANALYZER	\$ 450.00
-HP 54111D COLOR DIGITAL STORAGE SCOPE.....	\$8,500.00
-HP 8160A OPT-20 PROG PULSE GEN	\$3,995.00
-HP 8505 NETWORK ANALYZER SYSTEM	\$6,000.00
-HP 8558A SPECTRUM ANALYZER .01-1.5GHz	\$2,750.00
-HP 8559A SPEC-ANALYZER .01-22GHz	\$4,995.00
-TEK FG504 FUNCTION GENERATOR (40MHz)	\$ 875.00
-TEK 500 VECTORSCOPE	\$1,200.00
-TEK 577D/177 CURVE TRACER	\$2,000.00
-TEK 1502 TDR w/CHART REC	\$2,200.00
-TEK OF150 MULTIMODE FIBRE OPTIC TDR	\$4,750.00
-TEK AA5001 PROG.DIST-ANA./w/MS003 MF	\$1,790.00

-EIP 351D 18 GHz FREQ COUNTER	\$ 950.00
-ENI MOD 310L 250KHz-110MHz @ 50db GAIN	\$ 765.00
-ENI MOD 406L 150 KHz-250MHz @ 40db GAIN	\$ 850.00
-GOULD 220 CHART RECORDER	\$ 950.00
-GOULD RS 3800 PROGRAMABLE CHART RECORDER/w MOD 5900 SIG CONDITIONER & DC AMPS (NEW)	\$6,500.00
-IFI MOD 404 WIDEBAND LABORATORY POWER AMP - .01-250MHz @ 2.5Kw POWER OUTPUT	\$ CALL
-MARCONI MOD 2019 SYNTHESIZER 1024MHz	\$2,800.00
-ROHDE & SCHWARZ SIG GENERATOR 4-484MHz	\$ 500.00
-SOUND TECHNOLOGIES DIS MEAS SYSTEM	\$1,200.00
-SCHENCK DYNAMIC BALANCING MACHINE MOD CAB570 WITH- BED, SENSORS & MANUAL	\$4,500.00
-WILTRON 6647A-40 PROG. SWEEP GEN. 10MHz-18.6GHz	\$8,500.00

-ANRITSU MS420K NETWK SPEC-AN.10Hz-30MHz ..	\$1,800.00
-EATON NM-17/27A EMI FIELD INT. METER	\$1,500.00
-FLUKE 5100A CALIBRATOR	\$3,800.00
-FLUKE 6039A FREQUENCY SYNTHESIZER	\$ 500.00
-WAVETEK 3002 RF SIG. GENERATOR	\$ 795.00
-BOONTON 82AD AM/FM MOD-METER	\$1,275.00
-BOONTON 102F SIG. GEN. 1040MHz	\$1,295.00
-COLLINS 516-F2 PWR SUPPLY(USED)	\$ 85.00
-COLLINS 6515-1 RECEIVER	\$1,250.00
-R392 RECEIVER 5-30MHz	\$ 165.00
-T195 100w COMPANION XMTR TO 392	\$ 85.00
-GRT-22 UHF POWER AMPLIFIER	\$ 200.00
-HARRIS RF280 HF/ACTICAL TRANSCEIVER	\$1,500.00
-LEXEL MOD 75 HIGH POWER ARGON LASER	\$1,500.00
-HP 8640A SIGNAL GENERATOR (512MHz)	\$ 995.00

ROBOTICS & ARTIFICIAL INTELLIGENCE

Zagros Robotics

Explore the latest technology in home robotics and artificial intelligence, without investing a fortune.

MINI MAX ROBOT KIT \$89.95

Basic unit includes dual motor drive, motor driver kit and project notes. Base is 1 ft. x 1 ft. Plus \$15.00 Shipping.

HC11 CPU BOARD \$269.95

Program your personal robot with this CPU BOARD. Use your PC and upload programs to your robot. Includes 'C' libraries and MINI MAX 'C' libraries.

NEURAL LAB w/basic link \$29.95

Create your own problem solving neural networks. Used in stock market prediction, speech recognition, vision systems and many other applications. Includes many good examples, a great way to learn this exciting technology. Includes BASIC library, add neural networks to your BASIC programs.

'C' LINK \$29.95

Actual 'C' libraries and source code used to create NEURAL LAB. Add neural networks to your 'C' programs. Comes with many examples, including speech recognition, pattern recognition, financial market prediction, control systems and many more working examples. (REQUIRES NEURAL LAB)

Many more AI and Robotics items including ENCODER OPTICS, SONAR, BATTERIES, MOTORS, etc.



Missouri residents please add 6% sales tax. U.S. Postage included in all prices.

ZAGROS SOFTWARE

P.O. Box 460342
St. Louis, MO 63146-7342
(314) 768-1328

New!

Pocket Cube™ with Filter

Wireless cable box tester for authorized cable technicians.

Smallest cube on the market just under 1" x 2"!

Simply clip it onto a 9V battery for 10sec!

Works on J***** models D*5, D*V5, D*7, D*V7, D*BB, C*T.

Only \$69.⁹⁵!

(plus \$8 S&H)

30 Day Warranty!

Quantity discounts available.

Dealers Welcome!

Test chips available for J***** and SA8600.

Order Toll Free

1-800-417-6689

Mon-Fri, 9AM-10PM EST.

If busy please keep trying.

VISA, MC, MO & COD

IEC, P O Box 52347, Knoxville, TN 37950-2347

Pocket Cube is a test generator ONLY.

Do not use these devices without authorization from your local cable company.

No TN sales.

PRINTED CIRCUIT BOARDS

LEAD TIME PROBLEMS? CALL THE PROFESSIONALS

- Single Sided
- Double Sided PTH
- Solder Mask
- Component Screen
- Prototyping
- High Production

★ AMERICAN OWNED AND OPERATED ★

Making PC Boards Since 1966

CALL OR FAX FOR PRICING

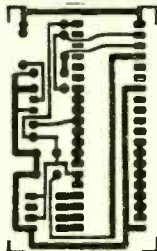
K & K ELECTRONICS

170 E. Market St.

Alliance, Ohio 44601

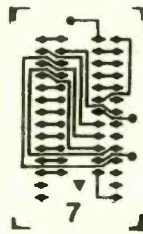
216-821-6478 FAX 216-821-6380

SAT COM TEST BRDS



PIO TEST

- 50 - \$2.35 Ea.
- 100 - \$2.00 Ea.
- 500 - \$1.18 Ea.



SC-7

- 50 - \$2.00 Ea.
- 100 - \$1.50 Ea.
- 500 - \$.95 Ea.

Send Cert. Check or Money Order to:

K&K Electronics

P.O. Box 2597, Alliance, Ohio 44601

Or Call: **216-821-6478**

"NOW BUYING" \$\$\$ BEST PRICES \$\$\$ AVAILABLE

SCIENTIFIC ATLANTA
8536 THRU 8600

PIONEER
5135 THRU 6300

ZENITH
1086THRU 1612

JERROLD
DPV5
DPBB212

TOCOM
5503A
VIP THRU 5507

THRU
DPV7
DPBB7

Midwest's Largest Brokers
(We buy quantities of one to one thousand units)

NATIONAL CABLE BROKERS
(219) 935-4128

16 Bit Control

& Data Acquisition System



DSP

Powerful,
Easy to use,

Tons of Memory,

from \$299


I/O & features:

- 16.8MHz 68HC16
- RS-232 & RS-485
- RT clock option
- 34 digital I/Os (7 IRQ)
- + LCD/Keypad port
- + 8 ch 10b fast A/D

Affordable 'C' compiler/library
Multi-tasking kernel
Up to 256K ea. SRAM, FLASH memory

INTEC INOVENTURES INC.

Ph: (604) 721-5150 FAX: 721-4191



CHALLENGER SYSTEM
33-Channel 52dB+ Gain
Complete Grid \$265
Five Year Warranty
FREE SHIPPING

Quality Microwave TV Systems

WIRELESS CABLE - ITFS - MMDS
ATV - INTERNATIONAL - S-BAND
Amplifiers • Antennas • Books • Components
Filters • Systems • Video Products

- RF Frequency 1990 - 2700 MHz
- Cable Ready - VHF - UHF Outputs
- SASE For "FREE" Catalog or Send \$1

PHILLIPS-TECH ELECTRONICS

PO Box 8533 • Scottsdale, AZ 85252

ORDER LINE **800-880-MMDS**

CATALOG / INFO **602-947-7700**

FAX LINE **602-947-7799**

Visa • M/C • Amx • Disc • COD's • Qty Pricing

CIRCLE 327 ON FREE INFORMATION CARD

There's No Easier Way to TROUBLESHOOT AND REPAIR Your Electronics!



It's easy, fast and rewarding to do it yourself with the Electronics Repair Manual!

- TVs VCRs
- Hi-Fi Stereo Amplifiers
- Turntables
- Speakers
- Shortwave Radios
- Camcorders
- Tape Decks
- CD Players
- Walkmans
- AM & FM Receivers
- PC Systems
- Automobile Sound Systems
- PC Peripherals
- Telephone Systems
- Fax Machines
- Electronic Home Appliances



- 900-PAGE, MODULAR FORMAT MANUAL
- TROUBLE ANALYSIS FLOWCHARTS
- SCHEMATIC DIAGRAMS
- HANDS-ON, DETAILED, TROUBLESHOOTING INSTRUCTIONS
- "HOW TO" PRIMER FOR TEST EQUIPMENT SUCH AS OSCILLOSCOPES, FREQUENCY COUNTERS, AND VIDEO ANALYZERS
- SAFETY PRECAUTION CHECKLISTS
- COMPREHENSIVE REPLACEMENT PARTS LISTS
- PREVENTIVE MAINTENANCE TECHNIQUES
- DIRECTORY OF MANUFACTURERS

Electronics Repair Manual

- Electronic Repair Basics
- Tools and Test Equipment
- Troubleshooting and Maintenance
- Specific Repair Instructions
- Schematic Diagrams
- Component/Manufacturer Indices

30 Day Free Trial Order Form

Yes, Please rush me my copy of Electronics Repair Manual for only \$59.95 (I may take \$10 off the price when I enclose my check or credit card authorization with my order within the next 30 days. Plus, I get free shipping and handling!) I understand that if I am not satisfied I may return the book within 30 days for a full 100% refund of the purchase price.

My payment of \$59.95 is enclosed (\$49.95 when ordering with-in the next 30 days.)

VISA **MasterCard** Check enclosed.

Optional express delivery (available in U.S. only). Enclose an additional \$10.00 and we'll guarantee delivery within 5 business days from receipt of your order (prepaid orders only).

_____|_____|_____|_____|_____|_____|_____|_____|_____|_____|
Credit card no.

_____|_____|_____|_____|_____|_____|_____|_____|_____|_____|
Expiration Date Daytime phone no.

Signature _____

Bill me later for \$59.95 plus \$6.50 shipping and handling, subject to credit approval. Signature and phone number required to process your order. P.O. Box addresses must be prepaid.

Mr./Mrs./Ms. _____

Company _____

Address _____

City _____ State _____ Zip _____

Shipping and handling to Canada: \$10 (U.S. currency); Overseas: \$15 (foreign orders must be prepaid); CT residents add 6% sales tax. Supplements will be sent 4-5 times a year on a fully-guaranteed, 30-day trial basis. They may be cancelled at any time.

MAIL TO: **WEKA Publishing, Inc.** **32062**
1077 Bridgeport Avenue, Shelton, Connecticut 06484

1-800-222-WEKA FAX: 1-203-944-3663

Keep Your Skills Up-to-Date!

The Electronics Repair Manual will be a valuable reference for years to come. Supplements, each containing 140 pages, add new repair projects, valuable insights into new technologies, diagnostic and repair techniques, and more schematic diagrams into your manual. Just \$35 each plus shipping and handling. Supplements are sent 4-5 times a year and are fully guaranteed. Return any supplements you don't want within 30-days and owe nothing. Cancel anytime.

CIRCLE 320 ON FREE INFORMATION CARD

www.americanradiohistory.com

November 1995, Electronics Now

CLASSIFIED ADVERTISING

FOR SALE

TUBES: "oldest", "latest". Parts and schematics. SASE for lists. **STEINMETZ**, 7519 Maplewood Ave., Hammond, IN 46324.

TUBES, new, up to 90% off, SASE, **KIRBY**, 298 West Carmel Drive, Carmel, IN 46032.

CABLE TV test aids. Quick install test chips from \$5.00 each. Full test mode activation for most Jerrold, Tocom, S.A., Pioneer, Zenith. Videos, tools, and new multi-mode modules available. **C&C SPECIALTIES**, 1 (800) 452-7090.

SECRET cable descramblers! Build your own descrambler for less than \$12.00 in seven easy steps! **Radio Shack** parts list and free descrambling methods that cost nothing to try, included. Send \$10.00 to: **INFORMATION FACTORY**, PO Box 869, Seabrook, TX 77586. For Visa/MC, COD's (713) 922-3512 any time.

300 Experimenters Circuits — Complete in 6 practical books using diodes, relays, FET's, LED's, IC 555's, and IC CA3130's for building blocks. Only \$33.00 plus \$6.00 for shipping. USA and Canada only. US funds. **ETT, INC.**, PO Box 240, Massapequa Park, NY 11762-0240.

RESTRICTED information: Surveillance, Locksmithing, Cable, Hacking, Investigation, transmitter kit, Etc. **MENTOR**, Box 1549-Z, Asbury, NJ 07712.

THE Case Against the Patents. Thoroughly tested and proven alternatives that work in the real world. \$28.50. **SYNERGETICS PRESS**, Box 809-C, Thatcher, AZ 85552. (520) 428-4073. Visa/MC.

CABLE descrambling. New secret manual. Build your own descramblers for cable and subscription TV. Instructions, schematics for SVAI, gated sync, sinewave, (HBO, Cinemax, Showtime, UHF Adult) \$12.95, \$2.00 postage. **CABLETRONICS**, Box 30502R, Bethesda, MD 20824.

CABLE TV equipment & accessories. Wholesalers welcome! 30 day moneyback guarantee! Free catalog! **PERFORMANCE ELECTRONICS, INC.**, 1 (800) 815-1512.

TV Notch filters, free brochure, **MICRO THINC.**, Box 63/6025, Margate, FL 33063. (305) 752-9202.

TEST equipment pre-owned now at affordable prices. Signal generators from \$50.00, oscilloscopes from \$50.00. Other equipment including manuals available. Send \$2.00 U.S. for catalog refunded on first order. **J.B. ELECTRONICS**, 3446 Dempster, Skokie, IL 60076. (708) 982-1973.

CABLE descramblers. Bargain headquarters. Below wholesale prices. Absolutely the lowest prices! Money back guarantee. Nobody beats us! **RP ELECTRONICS**, 1 (800) 304-3604.

CABLE test-chips as low as \$9.95, for testing cable boxes in full service mode. Jerrold: Starcom VI, VII & R2 V5, Jerrold cubes; Pioneer, clears E2 thru E5; Pioneer cubes: BA-5000 thru BA-6700; Tocom 5503/5507; Scientific Atlanta: 8500 thru 8600; Zenith: all but PZ1; **N.E. ENGINEERING**, 1 (800) 926-4030 sales, (617) 770-3830 tech, (617) 770-2305 fax. Visa, MC or COD.

DESCRAMBLE cable with simple circuit added to Radio Shack RF modulator and using VCR as tuner. Instructions \$10.00. **TELCOM**, Box 832-E11, Brusly, LA 70719.

SURVEILLANCE Privacy security protection. Catalog \$5.00. **SPY EMPORIUM**, 6065 Hillcroft 413, Houston, TX 77081. (713) 774-1000.

CONVERTER — descramblers: examples, Zenith Ztac \$199.00, Scientific Atlanta 85XX \$180.00, 8580 compatible \$215.00, 8600 \$335.00, DPV-7212 compatible \$215.00, DP5 \$200.00, Jerrold 400 \$115.00. All Pioneer test generator \$150.00. Most makes in stock, COD ok. **MOUNT HOOD ELECTRONICS**, (503) 543-7239.

CABLE TV why rent? When you can own. Low prices, quality products. **Call tonight.** 6:00PM — 11:00PM EST 1 (800) 865-7493. Free catalog. **TRUE VALUE ELECTRONICS**, PO Box 591, Lincoln, NH 03251.

PLANS AND KITS

60 SOLDERLESS Breadboard Projects in two easy-to-read pocket books. Complete with circuit descriptions, schematics, parts layouts, component listings, etc. Both book (BP107 & BP113) only \$11.90 plus \$4.00 for shipping. USA and Canada only. US funds. **ETT, INC.**, PO Box 240, Massapequa Park, NY 11762-0240.

CRYSTAL set Handbook — Visit antiquity by building the radios your grandfather built. Assemble a "Quaker Oats" rig, wind coils that work and make it look like the 1920's! Only \$10.95 plus \$4.00 for shipping and handling. **CLAGGK INC.**, PO Box 4099, Farmingdale, NY 11735. US funds only! USA and Canada — no foreign orders.

FIBER optic educational experiments kit, includes tutorial, w/experiments. 40 foot fiber assortment. +Cutting tool. \$19.95 +SH (609) 468-1660.

CREDIT card reader connected to PC printer port reads cards on screen. \$15.00 includes plans, theory, software with source. Free info. **DATASOURCE**, 221 Hedgerow Lane, Lewisville, TX 75057.

SATELLITE TV

FREE catalog — Lowest prices world wide. **SKYVISION**, 1012 Frontier, Fergus Falls, MN 56537. 1 (800) 334-6455. See full page at The Shopper Section.

VIDEOCYpher II descrambling manual. Schematics, video and audio. Explains DES, EPROM, CloneMaster, Pay-per-view (HBO, Cinemax, Showtime, Adult, etc.) \$16.95, \$2.00 postage. Schematics for Videocypher II Plus, \$20.00. Schematics for Videocypher II 032, \$15.00. Software to copy and alter EPROM codes, \$25.00. VCI Plus EPROM, binary and source code, \$30.00. **CABLETRONICS**, Box 30502R, Bethesda, MD 20824.

SATELLITE TV organizer for DOS. Two diskettes & instructions. Database software for quick changing transponders. \$19.95 plus \$3.00 S&H. **HUMANFORM ROBOTICS**, PO Box 158486, Nashville, TN 37315.

BUSINESS OPPORTUNITIES

Start your own technical venture! Don Lancaster's newly updated **Incredible Secret Money Machine II** tells how. We now have autographed copies of the Guru's underground classic for \$18.50. **SYNERGETICS PRESS**, Box 809-C, Thatcher, AZ 85552. (520) 428-4073. Visa/MC.

EDUCATION & INSTRUCTION

ELECTRONIC engineering. 8 volumes complete. \$109.95. No prior knowledge required. Free brochure. **BANNER TECHNICAL BOOKS**, 1203 Grant Avenue, Rockford, IL 61103.

LEARN VCR repair. Great profits. Home study. **P.C.D.I.**, Atlanta, GA. Free literature. 1 (800) 362-7070 Dept. VRM342.

LEARN PC repair-troubleshooting, servicing. Home study. Free literature. **P.C.D.I.**, Atlanta, GA 1 (800) 362-7070 Dept. JJM342.

MICROWAVE oven manual, to become a technician. Award winner edition. USA \$42.95, all foreign countries \$69.00. **RANDALL**, Box 2168 R, Van Nuys, CA 91404.

REPAIRING TV's? SASE gets sample TV case histories. **MIKE'S REPAIR SERVICE**, Box 217, Aberdeen Proving Ground, MD 21005.

LEARN personal computers. Professional level home study. **P.C.D.I.**, Atlanta, GA. Free literature. 1 (800) 362-7070 Dept. KKM342.

CABLE TV TURN-ON CHIPS

SUPER Cable TV "Test Chips". Provides full service activation. Excellent; instructions & illustrations. **Jerrold Starcom: DP(V)5, DP(V)7, DPBB7, CFT-2000 series, Pioneer: BA-5000 thru BA-6700, Scientific Atlanta: 8500 thru 8600, Tocom: 5503-VIP, 5507, Zenith: ST-1000 thru ST-5000. Call now! MASTER COMPONENTS.** 1 (800) 233-0570.

INVENTIONS

FREE invention package: DAIVSON AND ASSOCIATES offers customized development, patenting, and licensing of new products and ideas. Proven results: 1 (800) 677-6382.

CABLE TV

ATTN, CABLE box owners! Order your ID signal and bullet stopper before it's too late. Send \$20.50 to R.R. Enterprise, Box 3532, Easton, PA 18043.

"BULLET" BUSTER. Protect your cable box against the infamous cable "bullet". The "Bullet" Buster acts as an electronic shield. Installs in-line in seconds. Don't wait until it's too late! \$19.95 + \$3.00 S&H. **Visa/MC. ELECTROMAN**, Box 24474, New Orleans, LA 70184. (504) 482-3017.

CABLE DESCRAMBLER! Build with 7 RADIO SHACK parts costing \$12.00. Instructions. \$8.00: F.A.S.T., Box 369-E11, Pt. Salerno, FL 34992-0369.

CABLE UNSCRAMBLED. Everything you want to know about cable, but are afraid to ask. \$10.00. **Visa/MC. ELECTROMAN**, Box 24474, New Orleans, LA 70184. (504) 482-3017.

TOP SECRET! Never released before. Cable companies, cellular phone companies, want to get you now! Learn how they do that! Protect yourself. Piracy, the laws. Better safe than sorry. \$53.95. **Randall**, Box 2168 R, Van Nuys, CA 91404.

CABLE-SAFE. Guarantee cable privacy. The one-way valve for your cable TV signal. Cable signals come in, but they don't go out! \$29.95 + \$3.00 S&H. **Visa/MC. ELECTROMAN**, Box 24474, New Orleans, LA 70184. (504) 482-3017.

"DESCRAMBLER SCHEMATICS REVEALED." A powerful guide to descrambling schemes. \$10.00. **Visa/MC. ELECTROMAN**, Box 24474, New Orleans, LA 70184. (504) 482-3017.

CATV TEST CHIPS as low as \$8.95 for testing converter boxes in full service modes. Jerrold, Tocom, Scientific Atlanta, Pioneer BA5XXX — BA67XX cubes clears E2-E5 Micro Masters, 1 (800) 360-7654.

UNIVERSAL DESCRAMBLER. Unscramble signals using your VCR as the tuner. Works with virtually any system, this is the only one you need. Declare cable box independence! \$129.95 + \$5.00 S&H. **Visa/MC. ELECTROMAN**, Box 24474, New Orleans, LA 70184. (504) 482-3017.

CABLE TEST CHIPS for Zenith ST series. Activates FULL test mode \$24.95 free technical support with order. Others available. **Suncoast Marketing** 1 (800) 850-6566.

DESCRAMBLE ALL channels by "tricking" your cable box! Complete, easy to follow instructions! Send \$9.95. **Interpoll**, PO Box 433, Valrico, FL 33594.

DIRECT CABLE SUPPLY
800-808-3356

DON'T PAY RETAIL - BUY FROM THE WHOLESALER
SAVE SAVE SAVE SAVE SAVE

DEALER DISCOUNTS FOR SINGLE LOT PURCHASES

DECODERS

TVT-3G	{ ALL JERROLD	\$69.95
STEALTH	{ except DPBB79.95
M80-3	ALL SA (except 8590)79.95
PPG-3	ALL PIONEER95.00

PLAIN CONVERTERS

SA/REMOTE	\$89.95
CENTURY/SLEEP/PL/REMOTE79.95

COMBO UNITS

NOVAVISION 5600	for PIO	\$249.00
NOVAVISION 5700	for JER239.00
NOVAVISION 5800	for SA239.00

30 DAY MONEY BACK GUARANTEE!
24 HOUR SHIPMENTS! QUANTITY DISCOUNTS!

Call for larger quantity pricing. All shipping & handling at customer's expense.
 Anyone implying theft of service will be denied assistance. No PA sales. CW-4

NEW EASY PC

**BRITISH
 DESIGN
 AWARD**


SCHEMATIC and PCB C.A.D

ONLY

\$195

Includes

- CGA, EGA & VGA compatible.
- Design large multi layer boards.
- One level pull down menu and quick keys for fast layout.
- Dot matrix, laser, plotter, Gerber & N.C. drill output
- 6 Month Free update Free Demo



**7840 ANGEL RIDGE ROAD
 ATHENS OHIO 45701
 (614) 592 1810
 Visa & MasterCard Accepted**

**Invest
 a stamp**



**Save
 a bundle**

For the price of a stamp, you can get the latest edition of the federal government's free Consumer Information Catalog listing more than 200 free or low-cost government publications on topics such as federal benefits, jobs, health, housing, education, cars, and much more. Our booklets will help you save money, make money, and spend it a little more wisely.

So stamp out ignorance, and write today for the latest free Catalog. Send your name and address to:

Consumer Information Center
 Department SB
 Pueblo, Colorado 81009

**Is your Cable Company
 Alienating You?**



**Say NO to unearthly
 rental fees!**


Owning your cable equipment saves you the high cost of monthly equipment rental charges, and gives you control of your TV.

We have the Best in

CONVERTERS and DESCRAMBLERS!

**Everquest • Panasonic • Jerrold • Zenith • Pioneer
 Scientific Atlanta • Oak • Eagle • Hamlin • Tocom**

1 800 624-1150



**FREE
 Catalog!**

MD Electronics

Member of
 National Consumer
 Cable Association

P.O. Box 241296 • Omaha, NE 68124

November 1995, Electronics Now

CABLE TV DESCRAMBLERS



We Carry A Full Line Of Premium Descramblers And Converters Compatible With:

- Jerrold™ Systems
- Scientific Atlanta™ Systems
- Tocom™ Systems
- Zenith™ Systems
- Pioneer™ Systems

**GUARANTEED TO WORK
OR YOUR MONEY BACK!**
BEST PRICES FREE CATALOG
Please have the **MAKE & MODEL #** of your area's premium service cable box ready when you call!

ALLSTAR ELECTRONICS
800-782-7214
HOURS: 9-6 M-F 10-3 Sat EST

It is not the intent of Allstar Electronics to defraud any pay TV operator. Anyone implying theft of service will be denied assistance. All brand names are registered trademarks of their respective owners & are used for reference only. 110-64 Queens Blvd., #465, Forest Hills, NY 11375.

ELECTRONIC SHOPPER

SATELLITE EQUIPMENT

SATELLITE RADIO BOOK AND GUIDE. New book covers all audio services, SPCP, subcarriers, FM squared, facsimile, press services, weather services. Simple how-to-receive instructions. \$16.95 plus \$3.00 Priority Mail. **UNIVERSAL ELECTRONICS**, 4555 Groves Road, #12, Columbus, OH 43232. (614) 866-4605.

BUSINESS OPPORTUNITIES

EASY WORK! Excellent pay! Assemble products at home. Call toll free 1 (800) 467-5566 ext. 11068.

MAKE \$75,000 to \$250,000 yearly, repairing all kinds IBM monitors. Successful home based business, anywhere. Telephone required. Details: USA \$3.00 cash (no checks). Dealerships: Canada-all foreign countries: \$85.00 for application brochure. Randall Display, Box 2168 R, Van Nuys, CA 91404.

I HAVE the idea. You have the microelectronic manufacturing skill. You make it. I sell it. Reemind, 4218 Bunkerhill, Bettendorf, IA 52722.

WANT TO make more money in electronic equipment servicing. Write Greene, 75 7th Street, Barataria, Trinidad, West Indies.

THERE'S GOLD INSIDE YOUR PC, infodisk 500 (3.5") Computer, BBS, Videotape etc. Send \$10.00 S/H. **WISNUARDI**, 2410 10th Street #2, Lubbock, TX 79401.

CABLE CONVERTERS/DESCRAMBLERS

★ ★ ★ ★ **SUPER BUYS** ★ ★ ★ ★
★ **FULLY REFURBISHED UNITS** ★

TOCOM — JERROLD — SCIENTIFIC ATLANTA — ZENITH — PIONEER
"WE SERVICE MOST CABLE CONVERTERS"

Phone **(219) 935-4128**




SORRY, NO INDIANA SALES

NATIONAL CABLE BROKERS

1801 W. JEFFERSON ST., PLYMOUTH, IN 46563

OUR POLICY: All products carry a two year warranty. Warranty covers parts and labor and return shipping.
WARNING: Theft of cable services is a crime. National Cable will not knowingly defraud any pay TV operator and we will not assist any individual or company in doing the same.



Finally, a low cost way of getting into the monitor repair business. With the Checker 12 you can test and repair computer monitors with speed and accuracy. The "Checker 12" is an **easy to operate**, hand held, battery, or AC operated computer color monitor pattern generator. With its support of CGA(15.75khz), EGA(22khz), MACII(35khz), and VGA modes 1,2,3 (31.5khz), 800X600(35khz), **1024X768 interlaced** (35khz), **1024X768 non-interlaced**, & **1024X768NI with sync on Green** (48khz), you can easily check out a monitor in all of its' modes. With its' single mode switch, you know exactly what type of monitor you are testing. You don't have to be a monitor expert to use the Checker 12. Its' front panel color pictures, show just what you should be seeing on the monitor under test. You can quickly tell if the monitor is a VGA, SVGA, or a SVGA/NI. No more guessing. The "Checker 12" provides various test patterns for VGA monitors. X-hatch, for size and linearity and convergence set-up. White screen, for purity and CRT burn evaluation. Color bars and **8 step gray scale** for color tracking and balance. There is also a single color mode that allows for single color channel operation. There is no easier way to test and evaluate monitors than with the Checker 12.

Price: \$295.00 + \$5.00 S&H.

Includes battery, AC adapter, Mac adapter and 120 day warranty

We also have the Checker VI, a six port *stand-alone* VGA (640x480) test pattern generator, **NO computer required.** Just \$249.95.



Computer & Monitor Maintenance

6649 Peachtree Ind., Blvd., Suite N-1 • Norcross GA 30092
1-800-466-4411, 404-662-5633 (Voice), 404-840-8814 (Fax)

CIRCLE 331 ON FREE INFORMATION CARD


New and Pre-Owned Test Equipment

Substantial **SAVINGS** on New & Pre-Owned B+K Precision, Fluke, Hewlett-Packard, Goldstar, Leader, Tektronix, and more ...



GoldStar Precision

New Oscilloscope Specials



Model OS-9100P → **\$999.00**
Full 100 MHz Bandwidth!

Model OS-904RD - 40 MHz Bandwidth → **\$699.00**
On-Screen Measuring Cursors & Readout!

- TV Synchronization Trigger
- Dual-Channel, High Sensitivity
- Calibrated Delayed Sweep
- Two Probes Included
- 2 Year Warranty

**WE BUY
SURPLUS EQUIPMENT!**

Professional Quality Digital Storage Oscilloscopes at Affordable Prices!

Transmit and Receive Data with Standard RS-232C Interface

- Includes FREE Comprehensive Communication Software
- Waveform Save, Calculation, and Print
- Dual Channel, Delayed Sweep, TV Synchronization Trigger
- 20 MS/s Sampling Rate, Two Save Memories
- Switch Between Analog and Digital Modes
- CRT Readout Including Measurement Cursors
- Includes Two Probes, 2 Year Warranty

Bandwidth	20 MHz	40 MHz	60 MHz
Model	OS-3020	OS-3040	OS-3060
SALE Price	\$1,199.00	\$1,599.00	\$1,899.00

Full line of Oscilloscopes, RF, Video & Audio Test Equipment,
Power Supplies, Meters, Probes and Accessories.



TOLL FREE 1-800-99-METER

Availability of Equipment Subject to Prior Sale
Prices Subject to Change Without Notice

1-800-996-3837

CIRCLE 212 ON FREE INFORMATION CARD

Pre-Owned Oscilloscope Specials

Tektronix 465	100 MHz	\$589.00
Tektronix 465B	100 MHz	\$689.00
Tektronix 475	200 MHz	\$749.00
Tektronix 475A	250 MHz	\$849.00

- Professionally Refurbished
- Calibrated to Original Specifications
- Dual Channel, Calibrated Delayed Sweep
- 90 Day Warranty



BK PRECISION
MAXTEC INTERNATIONAL CORP.

NTSC Generator with RGB Model 1249A \$569.00

- NTSC Color Bars $\pm 5^\circ$ and ± 5 IEEE Units
- Ch. 3, 4, and IF Outputs Crystal Controlled
- Calibrated 1 Vp-p or Variable Composite Video Output
- RGB Outputs on BNC or 9-pin D Connector
- Composite, Vertical, and Horizontal Sync. Outputs
- Interlaced or Progressive Scan
- 1 Year Warranty

Hand-Held Parts Tester Model 815 \$99.00

- Large 0.8" digits, 26 User Ranges
- Tests Transistor hFE and Leakage Icco
- Checks SCR's, Diodes, LED's, Caps, and Resistors
- Tests Batteries Under Actual Load Conditions
- 1 Year Warranty

Variable 1-150VAC Isolation Transformer Model 1653 \$299.00

- Metered Display of Voltage or Current
- 2 Amp. Continuous Output
- Eliminate Shock Hazard while servicing "Hot-Chassis" Equipment



**FOTRONIC
CORPORATION**

P.O. BOX 708
Medford, MA 02155

(617) 665-1400
FAX (617) 665-0780

PROGRAMMERS

1349 DATA I/O CHIPLABS 4800
 799 DATA I/O CHIPLABS 3200
 579 EETOOLS ALLMAX
 249 XELTEK SUPERPRO (R)
 599 LOGICAL DEVICES 3000
 599 ADVANTECH PC-UPROG
 269 SUNSHINE UNIVERSAL
 449 TUP-300 HILO SYSTEMS
 449 JDR MCT-EMUP
 539 TUP-400 HILO
 429 NEEDHAMS EMP-20
 679 NEEDHAMS SA-20
 139 EETOOLS 1 GANG
 199 EETOOLS 4 GANG
 49 SUNSHINE 1 GANG
 99 SUNSHINE 4 GANG
 169 SUNSHINE 8 GANG
 349 SUNSHINE 16 GANG

GENERAL DEVICE INSTRUMENTS
 (408) 241-7376 Fax 241-6375 BBS 983-1234

Communications Systems Laboratories

1-800-529-9483

Hobbyists- Embedded Control Systems for home Automation. **MMCS-10** Cross Point 8x8 Video/Stereo-Audio electronic patch panel \$695.00. **TL-100** Color Organ Kit \$195.00. **T-10** DTMF Gen/Detector \$225.00.
Cable TV- Use our product line to automate your operations on a modest Budget. **VCS-25** Commercial Inserter/billing logger- \$1595.00. **VCS-75** Channel Controller-4VCRs, 2 Laser Discs, 2 external sources, Two independent outputs \$2995.00. **MMCS-11** Wide-band Video/Stereo Audio 8x8 CrossPoint Switch, Computer Controllable \$895.00.
Call Toll Free for info/Catalog or to Order. **MasterCard** **VISA**. Fax 1-808-625-7035. 1yr warranty on all products.

INTERFACE TO YOUR PC KEYBOARD INPUT!

Our KE-18 Keyboard Encoder converts contact closures into PC compatible keyboard signals.

- Replaces your PC's keyboard or works in addition to it.
- Scan 9x9 matrix or 18 inputs
- PCXT, AT, PS2 & Composites
- Compact 2.5" x 3.8" Size

Only \$59.95 & \$4 S&H

Hagstrom Electronics
 2 Green Lantern Blvd.
 Endicott, NY 13760
 (607) 786-7523

SPECTRUM PROBE®
 This low circuit loading *scope probe* produces a 60 dB *spectrum analyzer* display on your inexpensive scope

EMC RFI

Ask for application notes, specifications, sales & warranty info.
 255 Spectrum Probe 30 KHz to 2.5 MHz \$279
 107 Probe 1 - 100 MHz \$249 (\$279 extra shielding)
 Accessory Current Adapters: IA5 \$19 IA7 \$29

SMITH DESIGN (215) 661-9107
 207 E. Prospect Ave., N. Wales, PA 19454

Surface Mount Chip Component Prototyping Kits—
 Only \$49.95


INDIVIDUAL VALUES AVAILABLE

CC-1 Capacitor Kit contains 365 pieces, 5 ea. of every 10% value from 1pf to 33µf. CR-1 Resistor Kit contains 1540 pieces, 10 ea. of every 5% value from 10Ω to 10 megΩ. Sizes are 0805 and 1206. Each kit is ONLY \$49.95 and available for immediate One Day Delivery!

Order by toll-free phone, FAX, or mail. We accept VISA, MC, COD, or Pre-paid orders. Company PO's accepted with approved credit. Call for free detailed brochure.

COMMUNICATIONS SPECIALISTS, INC.
 426 West Taft Ave. • Orange, CA 92665-4296
 Local (714) 998-3021 • FAX (714) 974-3420
Entire USA 1-800-854-0547

Pocket PIC Programmer \$3495
 Bare board w/ disk



\$5995
 Assembled and tested

- ❖ For PIC16C61, 62x, 71, and 84
- ❖ 40/28 Pin ZIF Adapter for PIC 16C64, 65, 73, and 74 - \$29.95
- ❖ In-Circuit Adapter - \$49.95
- ❖ Runs off 2 - 9 volt batteries or optional AC adapter - \$9.95
- ❖ Includes Assembler
- ❖ PICProto boards - \$9.95-\$17.95

microEngineering Labs
 Box 7532 Colorado Springs CO 80933
 (719) 520-5323 FAX 520-1867

WORLD'S SMALLEST PC III OEM (1K) PRICE

386 SBC \$83



INCLUDES:
 - 5 SER, 3 PAR
 - 32K RAM
 - PC BUS
 - LCD, KBD PORT
 - BATTERY RTC
 - CMOS NVRAM

USE TURBO C, BASIC, MASM
 EVAL KIT \$295

OEM EVAL*
8088 SBC \$27 95
FLASH/ROM DISK.. 21 75
UNIV PROGRAMR.. 27 95
PC WATCHDOG 27 95

*EVAL KITS INCLUDE: MANUAL, BRACKET, DISK
 5 YR LIMITED WARRANTY FREE SHIPPING

MVS BOX 850
MERRIMACK, NH
(508) 792 9507

BUGGED??

EAVESDROPPING is unbelievably widespread! Electronic Devices with amazing capabilities can be monitoring your telephone and room conversations RIGHT NOW! Are you sure you're safe? **FREE CATALOG** tells you **fast!** Includes Free Bonus details on fantastic opportunities now open in Counter-Surveillance field. Exciting, immensely interesting and EXTREMELY profitable (up to \$250/hr) full/part-time income. Call Now!

1-800-732-5000

THE SALVATION ARMY

Volunteers Welcome

DANGER LASERS DANGER

2-3 mW Helium-Neon Laser

Includes 115VAC power supply manufactured by Laser Drive. These are pulls from equipment. Six month warranty. Special Limited Time Offer. Only \$69.00 each!



4 mW 635nm Laser Diode Module

New lower wavelength laser module, Appears 7 times brighter than 670nm diode lasers. Features: Adj. focus, 2.6 - 6.0 Vdc input. Dimensions: 37mm L x 12mm diameter. Only \$139.00 each!

Midwest Laser Products
 P.O. Box 2187 Bridgeview, IL 60455
 Phone: (708) 460-9595 FAX: (708) 430-9280

FREE CATALOG
 Call, write, or poll fax.

Please include \$7 S&H within US. IL res. add 7.75% sales tax. 30 day satisfaction guarantee.

Metric
 Equipment Sales, Inc.

800-432-3424
 Fax: 415-341-8874
 E-mail: metricsale@aol.com

RENT • BUY • SELL
 Yes, we will buy your surplus equipment!

Refurbished Scopes, Analyzers, Generators, Counters from HP, Tektronix, Fluke, Anritsu and more.

Test & Measurement Instruments
 Over 7000 Models • 6-Month Warranty • Save 30-90% • 5-Day Free Trial

The Four-Year Electronics Degree Program That Really Hits Home!

Bring The Technology Home With A Bachelor Of Electronics Engineering Degree. No Hassles. No High Cost!



Now's the time to prepare for a profitable career.

We've lowered the cost of higher education.

It's true! You can earn a four-year Bachelor of Electronics Engineering Technology degree today ... and prepare yourself for a high-paying electronics career ... without quitting your job or ever leaving your home. Because World College, an affiliate of the Cleveland Institute of Electronics, offers you the total flexibility of independent study programs proven effective for people like you who truly want to succeed! World College independent study lessons help you build valuable skills

**Mail/Fax Today
or Call
1-800-696-7532**

step-by-step, and expert instructors are personally available to you with a toll-free call. What a way to earn an education!

A world of opportunity.

Where is your career headed? With a four-year bachelor's degree from World College, you call the shots choosing from incredible, high-paying opportunities in electronics, telecommunications, computer, electrical power, and many other growing fields.

World College gives you the skills, the knowledge, the power to take advantage of your best opportunity in electronics. And you can do it all at your own pace!

Without leaving home.


World College continually works to provide its students with the most advanced education tools. From the latest equipment and reference books to breakthrough computer-simulated experiments, students are exposed to the latest technological advancements.

All the equipment, parts, and software you need are included in your affordable tuition, including more than 300 hands-on lab experiments you can complete in your home.

Choose your own pace.

Earn your bachelor's degree on your time — and at your pace — because you pay tuition to World College only as you complete the upper-level semesters close to graduation. The faster you make it through, the less you pay. So you have an incentive to make your future happen quickly — yet the freedom to choose your own pace!

Send today for your FREE course catalog — and give yourself that future you've always wanted — with an electronics degree education from World College.



Take charge of your future in electronics.

Four Powerful Reasons To Connect With World College Today:

1. Earn your four-year degree!
2. Self-paced training!
3. Independent study in your home!
4. Expert instruction!

Give Me The Power!

Send me a FREE World College course catalog today!



(Please Print Neatly)

Name _____

Address _____

City _____

State, Zip _____

Phone () _____

Age _____

**For faster service, call
1-800-696-7532,
or call
1-804-464-4600.**


**Or fax this coupon to
1-804-464-3687.**



Lake Shores Plaza
5193 Drive, Suite 113
Virginia Beach, VA 23455-2500



Affiliated with
Cleveland Institute of Electronics
WAE27



dB METER

Build this decibel meter and measure field strength, read filter outputs, and check oscillator injection values.

JOHN PIVNICHNY

A SIGNAL-LEVEL METER WITH A LOGARITHMIC or decibel scale can be a very useful test instrument for the electronics experimenter or radio amateur. The decibel (dB) can express many different electrical quantities in convenient form. Decibels compress widely varying electrical values onto a more manageable logarithmic scale. For example, the range of powers extending from 100 watts down to 1 microwatt is a ratio of 100,000,000 to 1 but it is expressed as only 80 dB.

This article explains how to build and use a decibel meter that covers an 80-dB range. Gains and losses through circuits such as attenuators, amplifiers, and filters, when expressed in dB, can be added together to produce the total gain or loss. (See the box for more information on decibels.)

Conventional linear reading, radio-frequency voltmeters typically cover only 20 to 30 dB before it is necessary to change ranges. This means that you must constantly switch the meter range as you tune across a filter's response curve. The procedure for checking several filters with different center frequencies becomes tedious. With this meter, you just record the decibels and you're done!

If you want to adjust the injection level for a mixer circuit to -30 dBm with conventional test equipment, you must make

some calculations to convert a voltage reading to power. However, if you build this meter you won't have to make any calculations because the meter is calibrated directly in dBm, a unit of power referenced to a milliwatt (1 mW or 0.001 watt).

Power can be measured in dBm regardless of the circuit's input or output impedance, but

this meter is designed so that if a circuit's impedance is known and specified, dBm measurements can be based on voltage. For the 50-ohm input of this decibel meter, 1 milliwatt of power corresponds with a voltage of 0.224 volts RMS. You just feed in the signal and read the dBm level on the meter scale.

How does the meter work?

The decibel meter converter is based on circuitry within the CA3089E, a monolithic IC FM system from Harris Semiconductor. The device provides all the functions of a comprehensive frequency-modulation, intermediate-frequency system, but only part of this capability is needed for this decibel meter.

Figure 1 is the schematic for the decibel meter. The circuit consists essentially of IC1, the CA3089E, a 0 to 100-microampere meter M1, on-off switch S1, a few resistors and capacitors, and a diode. Most of the electronic components are inserted and soldered on a small circuit board that is mounted on standoffs above the bottom of the lower half of a metal project case. However some components are mounted on the back of the meter.

Figure 2 is the plot of DC volts out of METER OUT pin 13 of IC1 (33 kilohms to ground) vs. the input signal in microvolts on IF IN pin 1 converted to decibels

WHAT IS A DECIBEL?

A decibel (dB) is a power or voltage measurement unit referred to another power or voltage. Log means common logarithm, power (P) is in watts, voltage (V) is in RMS volts.

$$\text{dB} = 10 \log (P2 / P1)$$

$$\text{dB} = 20 \log (V2 / V1)$$

A decibel meter is an instrument that directly measures the power level of a signal in decibels above or below an arbitrary reference level. It is also called a dB meter.

The dBm unit or *decibels above 1 milliwatt* is defined as 10 times the common logarithm of the ratio of a given power in watts to 0.001 watt.

$$\text{dBm} = 10 \log (P / 0.001)$$

A negative value such as -17 dBm means decibels below 1 milliwatt. As long as the impedance is known and specified, dBm can be computed with voltage. For a 50-ohm resistance, 1 milliwatt of power corresponds to a voltage of 0.224 volts RMS. Using this value in the decibel equation yields:

$$\text{dBm} (50 \text{ ohms}) = 20 \log (V / 0.224)$$

The dBV unit or *decibels above 1 volt* is a voltage level equal to 20 times the common logarithm of the ratio of a given voltage in volts to 1 volt.

$$\text{dBV} = 20 \log (V)$$

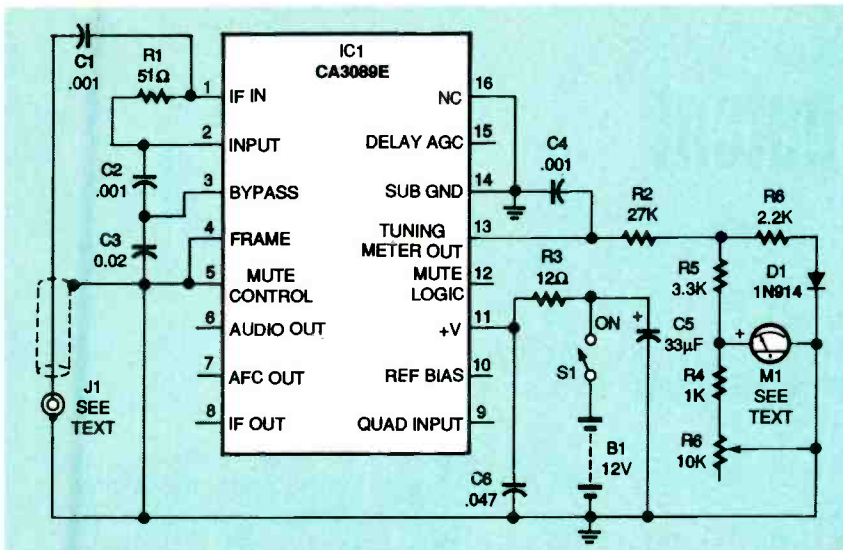


FIG. 1—SCHEMATIC FOR THE DECIBEL METER. The principal component is the CA 3089E FM IF IC because it contains the decibel conversion circuitry

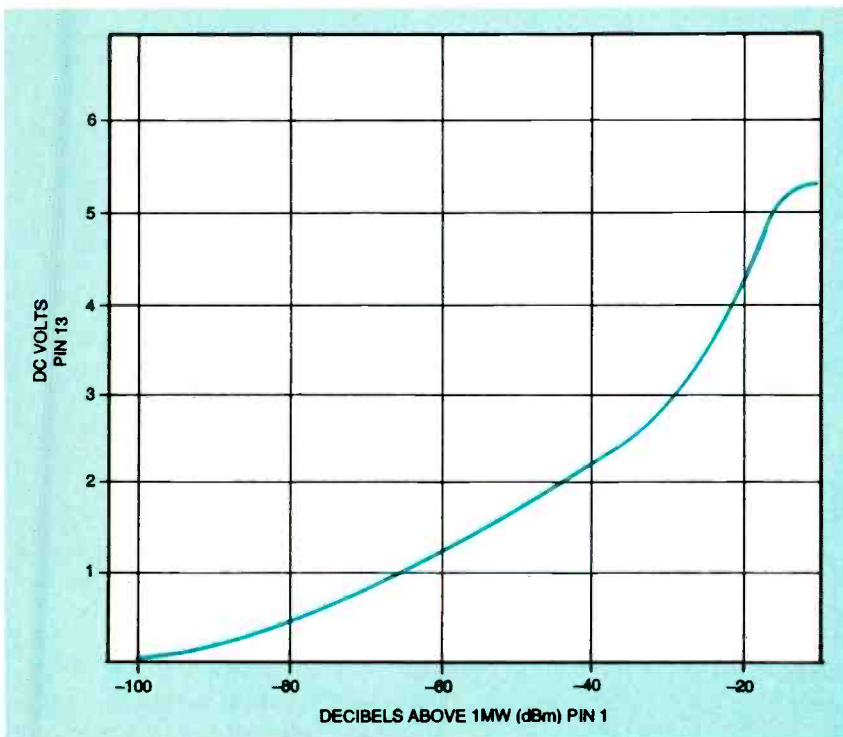


FIG. 2.—PLOT OF VOLTAGE AT IC1, pin 13 vs. the input signal in microvolts on IC1, pin 1 converted to decibels above 1 milliwatt.

above 1 milliwatt. IC1 detects the signal level and generates a nearly logarithmic DC output. To linearize the high end of this curve, diode D1 and resistor R6 shunt some of the DC current as the voltage on pin 13 rises above 3 volts.

The battery pack consisting of eight AA alkaline cells makes the instrument portable and eliminates the possibility of 50/60 Hz hum interfering with

the readings. The meter draws only about 16 milliamperes, so battery life will be long. The meter will provide accurate readings as long as the output of the battery pack remains above 8 volts. No regulation of this DC is required.

Building the dBm meter

The electronic circuitry is mounted on a small 1½ × 2-inch circuit board. The compo-

PARTS LIST

Resistors are ¼-watt, 10%, unless otherwise specified.

- R1—51 ohms
- R2—27,000 ohms
- R3—12 ohms
- R4—1000 ohms
- R5—3,300 ohms
- R6—2,200 ohms
- R7—10,000-ohms, trimmer potentiometer

Capacitors

- C1, C2, C4—0.001μF ceramic disc
- C3—0.02μF ceramic disc
- C5—33μF aluminum electrolytic, radial-leaded
- C6—0.047μF ceramic disc

Semiconductors

- IC1—CA3089 CMOS FM IF, Harris Semiconductor or equiv.
- D1—1N914 silicon diode, glass axial-lead package

Other components

- S1—toggle switch, SPST, panel-mount
- J1—BNC receptacle connector, panel-mount
- M1—meter, 0 to 100 μA (scale modified to dBm units, see text)
- B1—eight alkaline AA cells in holder

Miscellaneous: circuit board (see text); project case, metal, 3 × 5¼ × 5⅝-inches; RG-174/U cable, 6 inches; battery holder for eight AA cells; three 4-40 × ¾ screws; nine 4-40 hex nuts; four 6-32 screws; two ¾-inch 6-32 threaded standoffs; aluminum channel; 3 inch length (see text), 12-volt battery clip, insulated hookup wire, solder.

The following options are offered by Unicorn Electronics, Inc., Valley Plaza Drive, Johnson City, NY 13790 (607) 798-0260:

- Kit of parts including all electronic components, an etched and drilled circuit board, drilled case, and meter with dBm scale—\$49.95
- Meter with dBm scale—\$18.75
- Circuit board, etched and drilled—\$3.00

Add \$3.50 shipping and handling. Send check or money order. New York State residents add local sales tax.

nents can be wired by point-to-point methods or they can be mounted on a PC board. A foil pattern for the circuit board is included in this article for those who wish to make their own. However, a finished circuit board can be purchased from the source given in the Parts List.

All of the electronic components are readily available from mail-order electronic distributors and electronics retail stores. Meter M1 has a custom-drawn scale graduated in 2 dBm units from -10 dBm to -90

Continued on page 158

Another patent horror story

Plus more magic sinewaves, stepper motor driver chips, a mid-range Mensch computer, and PCMCIA plug-in card resources.

JUST GOT YET ANOTHER LETTER FROM SOMEBODY TRYING TO PROTECT THE IDEA HE "INVENTED" BY GETTING A PATENT. AS IS TRUE NEARLY ALL OF THE TIME, HIS PRODUCT IDEA SIMPLY

was not worth protecting. A similar product has been available off the shelf from a high-profile major supplier for several decades.

Yet this person never heard of the leading company in the field! He wasn't familiar with the trade journals involved, nor did he do an economic analysis of who would buy the product, or check into the excessive regulations in the target market. He also did not pick up on the fact that lots of potential buyers would prefer a zero-cost all-software solution instead.

The patent, if issued, could end up being totally worthless. First, the concept involves a completely obvious safety lockout device. Forgetting that you could buy one off the shelf, there are centuries of prior art involved. More important, the idea is completely obvious to any practitioner in the field. Almost certainly, hundreds of other patents would encroach on the claims.

It's not the least bit clear what purpose the patent would serve once he actually got one. It would not offer any "protection." Urban lore appears to confuse the words "patent" and "product." These two are totally unrelated.

A patent is a sheet of paper which gives you the right to sue someone. Like a stock option, it is worthless unless exercised. A product is the useful item that goes out the door and makes a profit for you.

Patents have nothing whatsoever to do with today's successful

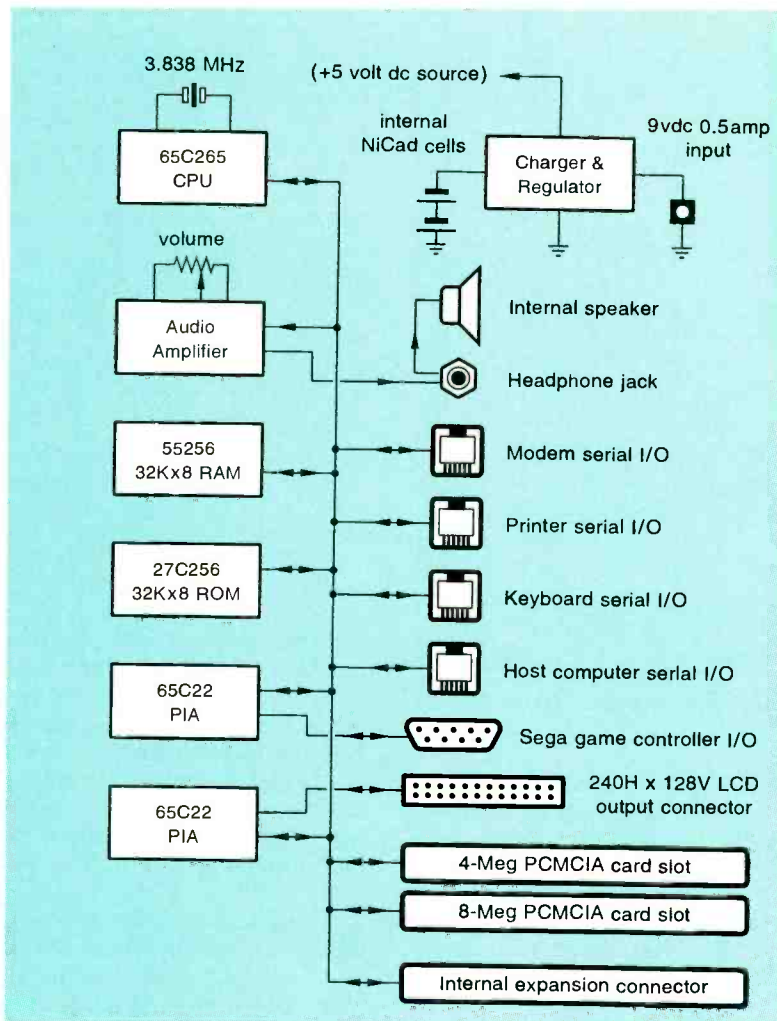


FIG 1—INTERNAL ARRANGEMENT of the Mensch Computer. This one is easily customized for a wide variety of mid-range needs.

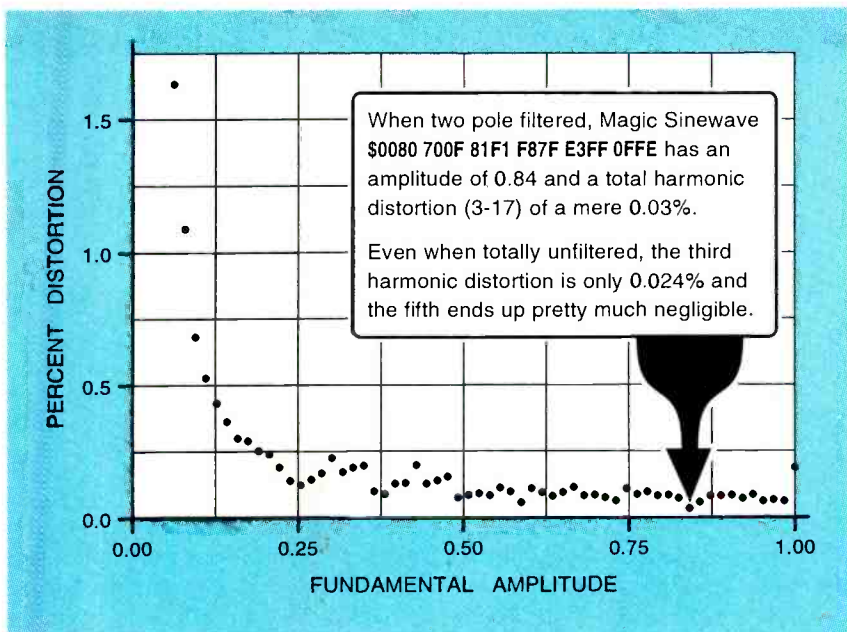


FIG 2—SOME PRELIMINARY 384-BIT MAGIC SINEWAVES which combine high efficiency and really low harmonic distortion.

product development! Most often, they are a totally unneeded sideshow, guaranteed to cost you time, money, and sanity—at least for most individuals and smaller startups the overwhelming majority of the time.

Do not even *think* about a patent unless you're (a) a long-term industry insider person who is (b) aggressively subscribing to all the relevant trade journals, shows, and technical publications, and who (c) has thoroughly done all his homework, generating (d) full production artwork and real working models currently in an advanced beta stage of (e) a genuinely and stunningly new product that has a (f) gross sales potential of at least \$12,000,000.00.

Actually that 12-million dollar figure is sort of low. That's only the theoretical breakeven point. It is based solely on what percentage of final profits you are going to spend subsidizing attorneys and the patent system. The level at which a patent might start to overcome all of the hassles involved is more like a gross of forty million. Trying to patent any million-dollar idea is, of course, ludicrously insane.

In all my many years of running a helpline and developing hundreds of real-world products, not once have I ever found any small startup that has genuinely profited from the patent

system. Yet I have thousands of examples of individuals very badly done in by patents—even murdered by them in heart-attack-during-litigation cases. Putting my money where my mouth is, there's a free Incredible Secret Money Machine II book for you if you can find any exception.

For a check list of when patents and patenting might make sense, look into WHEN2PAT.PDF on my Genie PSRT. For working and proven real-world alternatives, pick up my *Case Against Patents* package.

The Mensch computer

What do you use when the BASIC Stamp is too wimpy and a laptop PC is clearly gross overkill? There's lots of emerging uses for a no-nonsense and easily customized experimenter's mid-range computer, especially one that can be battery powered. Enter the new *Mensch Computer* from *Western Design Center*. It is sort of a reincarnated *AIM-65* with touches of the *KIM-1* and *Apple IIGS* thrown in. Figure 1 shows details.

The computer itself is a sturdy 1-fi- by 7-fi- by 10-inch block—three pounds worth. Most of the weight is from the rechargeable battery. It has four modular-jack serial ports for keyboard, printer, modem, and a host PC programming link.

Two PCMCIA card slots might be

new from DON LANCASTER

ACTIVE FILTER COOKBOOK

The sixteenth (!) printing of Don's bible on analog op-amp lowpass, bandpass, and highpass active filters. De-mystified instant designs. \$28.50

CMOS AND TTL COOKBOOKS

Millions of copies in print worldwide. THE two books for digital integrated circuit fundamentals. About as hands-on as you can get. \$24.50 each.

INCREDIBLE SECRET MONEY MACHINE II

Updated 2nd edition of Don's classic on setting up your own technical or craft venture. \$18.50

LANCASTER CLASSICS LIBRARY

Don's best early stuff at a bargain price. Includes the CMOS Cookbook, The TTL Cookbook, Active Filter Cookbook, PostScript video, Case Against Patents, Incredible Secret Money Machine II, and Hardware Hacker II reprints. \$119.50

LOTS OF OTHER GOODIES

Ask the Guru I or II or III	\$24.50
Hardware Hacker II or III	\$24.50
Micro Cookbook I	\$19.50
PostScript Beginner Stuff	\$29.50
PostScript Show and Tell	\$29.50
Intro to PostScript Video	\$29.50
PostScript Reference II	\$31.50
PostScript Tutorial/Cookbook	\$19.50
PostScript by Example	\$31.50
Understanding PS Programming	\$29.50
PostScript: A Visual Approach	\$22.50
PostScript Program Design	\$24.50
Thinking in PostScript	\$22.50
LaserWriter Reference	\$19.50
Type 1 Font Format	\$15.50
Acrobat Reference	\$24.50
Whole works (all PostScript)	\$380.00
PostScript Insider Secrets	FREE
Hacking Insider Secrets	FREE

POSTSCRIPT SECRETS

A Book/Disk combination crammed full of free fonts, insider resources, utilities, publications, workarounds, fontgrabbing, more. For most any PostScript printer. Mac or PC format. \$29.50

BOOK-ON-DEMAND PUB KIT

Ongoing details on Book-on-demand publishing, a new method of producing books only when and as ordered. Reprints, sources, samples. \$39.50

THE CASE AGAINST PATENTS

For most individuals, patents are virtually certain to result in a net loss of sanity, energy, time, and money. This two volume set shows you tested and proven real-world alternatives. \$28.50

BLATANT OPPORTUNIST I

The reprints from all Don's Midnight Engineering columns. Includes a broad range of real world, proven coverage on small scale technical startup ventures. Stuff you can use right now. \$24.50

RESOURCE BIN I

A complete collection of all Don's Nuts & Volts columns to date, including a new index and his master names and numbers list. \$24.50

FREE SAMPLES

Well, nearly free anyway. Almost. Do join us on Genie PSRT to sample all of the Guru's goodies. The downloading cost on a typical Guru file is 21 cents. Modem access: (800) 638-8369, then a JOINGENIE. Use DMD524 for your keycode.

FREE VOICE HELPLINE VISA/MC

SYNERGETICS
Box 809-EN
Thatcher, AZ 85552
(520) 428-4073

CIRCLE 205 ON FREE INFORMATION CARD

used for additional memory, as data recorders, for floppy disk substitutes, modems, or even a GPS receiver. A game-paddle port is provided for the *Sega* compatible six-button arcade pad. The computer also contains an internal speaker, volume control, headphone jack, and a 20-pin connector for the removable stand-alone LCD text and graphics display.

There are no parallel ports as such, but you could easily use the PCMCIA slots for data acquisition, industrial control, or CAD/CAM. An expansion connector is also provided. The *Sega* I/O is reprogrammable so there are a lot of ways to pick up a few extra data lines.

The black-and-white LCD display provides a 240 by 128 resolution, which is enough for fairly interesting graphics or 16 lines of 40 characters each. With some sneakiness, you can extend this to 21 lines of 60 smaller characters, or mix the two.

One recommended keyboard is the *Spacemate* by *Key Tronic*. It's full size with 85 keys, but no numeric keypad. Any serial communication keyboard or keypad could be used instead. Any old stock 12-volt, 1/2-amp AC adapter provides power. An "adding machine" thermal printer is an extra-cost option. The computer purposely has no video, color, floppy-disk, or hard-disk drives.

The Mensch computer is based on a 65C265 CPU. That microprocessor is a descendant of the 6502. It has a 16-megabyte address space and exceptionally powerful addressing modes. Also internal to the computer is 32K of EPROM and 32K of system RAM. Up to 12 megabytes of additional memory can be added in the PCMCIA slots.

The rest of the internal circuit is mostly two parallel interface chips, plus the usual "glue" items such as a speaker amplifier, charger, regulator, and a low-battery detector. Battery use is optional. The micropower CPU firmware has several battery-saving modes. Battery life depends mostly on the display activity and the peripherals.

Development work is easiest done using assembly tools already in place for the *Apple II*GS. Development by

1. Pick the number of bits per word. 384 is often a good choice.
2. Pick an amplitude n based on the number of ones per word.
3. Pick a desired number of efficiency-setting transitions.
4. Calculate the number of clumps k . This is *one-half* the number of transitions for even solutions.
5. Generate a list of all possible sums of k integers that total n .
6. For each entry on the list, fit it to a $n(1-\text{sine})$ function. Then select the one with the lowest classic Fourier series distortion.
7. Optionally "anneal" the final clumps by jittering their positions.
8. Compile and plot the results.

FIG 3—THE ALGORITHM that I'm now using to find magic sinewaves.

cross-porting from a PC is possible. Fairly extensive subroutine libraries are built into the firmware.

The list price of the Mensch computer by itself is \$365; quantity pricing is well under \$200. With a display and keyboard, the price is \$895.

Western Design Center has a very aggressive developer program and definitely welcomes your designs and suggestions. Free literature packages are available. Be sure to give a call.

This month's contest

I am not sure exactly what I'll be doing with my Mensch computer just yet. Improving my helpline data base (now mostly a humongous notebook), serving my *Synergetics Consultant's Network* service, finding new magic sinewaves, and designing CAD/CAM flutterwumpers come to mind.

The beauty of this system is the ease with which it can become almost anything from a game to an e-mail terminal to a data acquisition system to a survey instrument to a personal organizer to a special calculator. Key *Western Design* watchwords are *user empowerment*.

But why don't you tell me instead? For this month's contest, just tell me what you would use a Mensch for. As usual, there will be a dozen or more *Incredible Secret Money Machine II* book prizes going out to the better entries. Plus the all-expense-paid (FOB Thatcher, AZ) *tinaja quest* for two going to the best of all.

In addition, I will pass along the more interesting entries to the design engineering team at *Western Design Center*. At their discretion, they may or may not award Mensch computers and development systems to several of the more promising entrants. Send your written entries directly to me here at *Synergetics*, and not to *Western Design Center* or *Electronics Now* editorial. Let's hear from you.

More magic sinewaves

I've been doing a lot more with the magic sinewaves I looked at a few columns back. There are several very exciting new opportunities here—megabuck ones even.

Your key secret to induction-motor speed controls, auto electronics, solar energy interface, power conservation, uninterruptible line conditioning, and related power electronics is just this: Come up with a cheap and efficient source for variable-voltage, variable-frequency power sinewaves. All this should be done by suitably flipping some ordinary "H-bridge" switches from a fixed direct current supply, preferably flipping only *one-half* of the bridge at any time.

A *magic sinewave* is a repeating long serial string of ones and zeros

HELP LINE

Phone or write all your Hardware Hacker questions to:

Don Lancaster
Synergetics
Box 809-EN
Thatcher, AZ, 85552
(520) 428-4073

For fast PSRT access, Modem (800) 638-8369. On prompt, Type JOINGENIE. When asked for the offer code, enter DMD524.

US Internet email access link:
SYNERGETICS@GENIE.GEIS.COM.

NAMES AND NUMBERS

Central Semiconductor

145 Adams Avenue
Hauppauge NY 11788
(516) 435-1110

Scott Edwards

964 Cactus Wren Lane
Sierra Vista, AZ, 85365
(520) 459-4802

GENie

401 North Washington Street
Rockville MD 20850
(800) 638-9636

Hitachi

2000 Sierra Point Pkwy
Brisbane CA 94005
(415) 589-8300

Key Tronic

PO Box 14687
Spokane WA 99214
(509) 928-8000

Micrel Semiconductor

1849 Fortune Drive
San Jose CA 95131
(408) 944-0800

Ming Engineering

17921 Rowland Street
City of Industry CA 91748
(818) 912-9469

Motorola

5005 East McDowell Road
Phoenix AZ 85008
(800) 521-6274

National Semiconductor

2900 Semiconductor Road
Santa Clara CA 95052
(800) 272-9959

Ozen Sound Devices

225 Broadway
New York NY 10007
(212) 962-3232

SGS Thompson

1000 East Bell Road
Phoenix AZ 85022
(602) 867-6259

Surplus Traders

PO Box 276
Alburt VT 05440
(514) 739-9328

Synergetics

Box 809
Thatcher AZ 85552
(520) 428-4073

Temic

PO Box 54951
Santa Clara CA 95056
(408) 970-5700

Western Design Center

2166 East Brown Road
Mesa AZ 85203
(602) 962-4545

picked to give a variable fundamental frequency and amplitude, along with harmonics that are either zero or of tightly controlled low values. Compared to traditional *pulse-width modulation* (PWM), these magic sinewaves can be far more efficient, can allow much less heatsinking, use cheaper parts, produce far less high-frequency energy, can provide much cleaner waveforms, and are vastly more "microcontroller friendly."

To use a magic sinewave, you look up its sequence up in a table and shove it out a port. The frequency can be set separately by picking a suitable dwell time between output bits. Most of the job is easily done by a one-dollar PIC or other low-end microcontroller.

The magic sinewaves are brand new because the good ones have been so excruciatingly hard to find. Things do not begin to get interesting until you get up into the 200-plus bit range. And there's a lot of possible 200-bit numbers to thoroughly explore.

I started off here a few columns ago with a listing of 210-bit magic sinewaves that had zero harmonics 2 through 10. I expanded on this with several 420-bit solutions which I published in the June 1995 *Circuit Cellar* and in *MAGICSIN.PDF* on my *GENie* PSRT.

Meanwhile, a math genius by the name of Jim Fitzsimons suggested a "minimum harmonic energy" scheme where you make each bit contribute as much of its energy as possible to the fundamental. This leaves all bits with neither the energy nor much inclination to generate lots of strong harmonics. While all odd harmonics are present, these are usually very weak.

Any magic sinewave trades off its length against the available amplitudes, the jitter, the harmonic distortion (with and without filtering), and how many efficiency-robbing transitions are needed. Optimizing everything at once gets real tricky in a hurry.

I'm now working with minimum harmonic energy synthesis on 384-bit words. There are compelling reasons to use a bit length that is a multiple of

96. First, you'd like each of your four sine quadrants to end up identical, especially if you are going to fit lots of amplitudes into a tiny address space. Second, you'd like a multiple of three for any three phase power applications. Third, you'd like all three of those phases to be working on the same *bit position* in an 8-bit word at any given time. Otherwise your code will get too hairy, of course, $3 \times 4 \times 8 = 96$. This also easily handles single-phase systems.

The solutions for 96 and 192 don't give enough amplitudes and require high distortions. 288 is marginal for low end applications. And values above 384 might raise the system clock rates or limit frequency choices.

Through a disgustingly sneaky *half bit offset* trick, you could make each one in your 384-bit word count *twice*. That would give you a seven-bit or 128-level low-jitter amplitude resolution from 0 to 100 percent of supply power in more or less uniform steps.

Figure 2 shows the distortion levels for one collection of 384-bit by 16-transition magic sinewaves. It's optimized both for low distortion and for best efficiency. Note that filtered total harmonic distortions average 0.1 percent or less!

One really useful 384-bit word has a quadrant of hex 0080 700F 81F1 F87F E3FF 0FFE. Using a two pole filter, the total distortion for harmonics 3 through 17 is a mere 0.034%. Even with no filtering, the third harmonic is way on down at 0.025% and the fifth is negligible.

Only 15 or 16 single-switch events are needed per quarter cycle. A PWM circuit might need up to 192 *double* switching events for *twenty five* times the switching losses.

Once you start synthesizing long magic sinewaves, there are all sorts of helpful games you can play. By *predistorting* you can force certain problem harmonics to zero. You can shift energy higher in frequency where it is more easily filtered. You can also *anneal* in which you jitter the bits around a little and see if any of the results get better. Annealing can significantly assist most of the low amplitude magic sinewaves.

By *clumping*, you can reduce all the 117

transitions without hurting the distortion all that much. A clumping can be based on an intelligent *prebias* that encourages a one if you have a previous one, and vice versa.

A newer and better approach to clumping is to simply list all possible integer clump combinations that sum to the desired amplitude. Then pick the best one. See SUMINTS.PS for some working code.

Figure 3 shows the algorithm I'm currently using to discover good magic sinewaves. So far it has given me good results, but not yet the best.

Some filtering is often needed with any magic sinewave. Typically, your motor inductance can give you the first pole for your filter. Results are dramatically improved if you can use a two-pole low-pass filter that drops off at -12 decibels per octave, and cutting off at the second harmonic.

Even *unfiltered* harmonic energy could get reduced with longer magic sinewaves or by permitting extra transitions per cycle. What does all this mean for you? There is now a brand new "magic" way to produce power sinewaves that looks like a very promising route to solve some rather sticky problems.

PostScript handles 384-bit words with aplomb. You simply put them into strings and then manipulate the strings. It takes around a thirtieth of a second to find all the harmonics of any magic sinewave. In fact, we're sort of having a race. Jim is using absolute mathematical rigor on a gonzo supercomputer. And I'm intuitively "shaking the box" to see what falls out of an Apple IIe. As of last night, the Apple was at least temporarily in the lead.

Much more on all this in my *GENie* PSRT. Just search under *Fourier* or *sin* for FOURIER.PS, FAST-FOUR.PS, MAGSINE.PS, and dozens more. The actual magic sinewaves using the algorithm from Fig. 3 are in MS384X16.TXT and SINTOOLS.PS.

I have some brand-new, ready-to-run hardware, including a three-phase system in less than 200 machine language instruction bytes! I also have lots of source code that can be made available on a consulting or a codevel-

MULTIMEDIA RESOURCES

AMP
PO Box 3608
Harrisburg PA 17105
(800) 522-6752

Anabooks
11848 Bernardo Center Dr #110
San Diego CA 92128
(800) 462-1042

Focus Microsystems
1735 N First Street Ste 307
San Jose CA 95112
(408) 436-2336

Globe
1159 US route 22
Mountainside NJ 07092
(800) 227-3258

GPS World
859 Willamette St
Eugene OR 97440
(503) 343-1200

Greystone Peripherals
130-A Knowles Drive
Los Gatos CA 95030
(408) 866-4739

Hyundai
510 Cottonwood Drive
Milpitas CA 95035
(408) 232-8000

IC Card Systems & Design
6151 Powers Ferry Road NW
Atlanta GA 30339
(404) 955-2500

Mobile Media
1977 O'Toole Avenue Ste B207
San Jose CA 95131
(408) 428-0310

Omega Micro
440 Oakmead Parkway
Sunnyvale CA 94086
(408) 992-1100

Panasonic IC Memory Cards
1 Panasonic Way
Secaucus NJ 07094
(201) 348-7000

PCMCIA Association
2635 North First Street Ste 209
San Jose CA 95134
(408) 433-2273

Robinson Nugent
PO Box 1208
New Albany IN 47151
(812) 945-0211

Sparky Solutions
13534 Myren Drive
Saratoga CA 95070
(408) 867-8540

Surface Mount Technology
17730 W Peterson Rd
Libertyville IL 60048
(312) 362-8711

Swart Interconnect
340 Roebbling Road
South San Francisco CA 94080
(415) 588-8651

Sycard Technology
1180-F Miraloma Way
Sunnyvale CA 94086
(408) 749-0130

TDK
136 New Mohawk Road
Nevada City CA 95959
(916) 478-8421

oper basis. Give me a call if you want to tap this big bucks opportunity.

A new stepper driver

National Semiconductor has been generous with free samples lately. Especially the LM45 temperature sensor, the ADC16071 Sigma-Delta converter, or the LMC6001 and LMC6462 op-amps.

The usual way you pick these freebies up is with the postcards in *E.E. Times*, *EDN*, *Electronic Design*, and other similar trade journals. Much more on this appears in my *Resource Bin* and *Blatant Opportunist* reprints.

National's LMD18245 stepper motor drive chip is interesting. Figure 4 shows additional details on this 3-ampere, 55-volt device.

There are several problems when driving a stepper motor. The first is

efficiently sensing the motor winding current. National uses the "lossless" scheme in which 4000 or so identical output transistors are wired in parallel and then the current is sensed through only *one* of them. That gives a scale factor of a quarter mil per amp.

The second is to use *current* drive. When you attempt voltage-driving a stepper motor, you'll get into time constant problems that very much limit speed and power. Using current drive, you apply the full supply voltage to the stepper winding with *zero* current limiting resistance.

The inductance of the stepper winding should cause the current to ramp up at the usual $Di/Dt \sqrt{e/L}$ rate. When you reach the desired current level, you'll quickly turn your drive power off. You repeat this

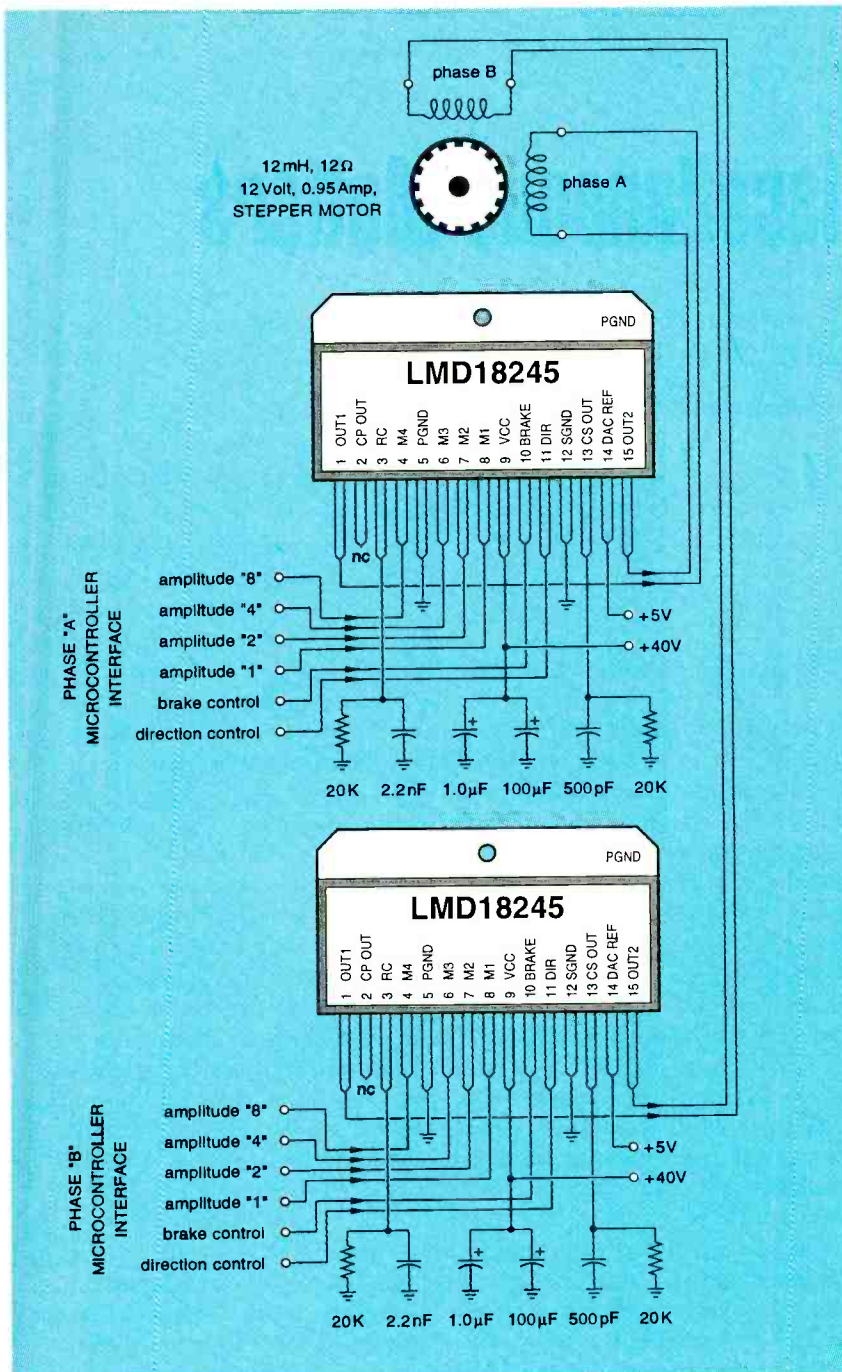


FIG 4—A HIGH PERFORMANCE stepper motor driver. Component values must be closely matched to the stepper.

process many times per stepper phase. A third problem is that stepper motors usually require higher currents when they are stepping than when they are holding. National handles this with an on-board four-bit D/A converter. This lets you set your stepper drive current to sixteen possible levels. Including zero. As with any coil, you'll *never* want to suddenly stop the current. Doing so will generate destructive voltage

spikes. Problem four involves safely shutting down the drive. To do that there is a *brake* input that effectively shorts the stepper winding, letting the current safely decay to zero. A separate *direction* input lets you decide which end of the H bridge gets positive supply current.

The wide TO-220 package includes power drivers. Some heat sinking is required. A pair of chips are needed for two-phase stepper motor

use as shown. This chip and others in the family may also be used in DC motor drives. External MOS transistors can be added for higher voltages. A PIC chip is ideal to control the LMD18245. Suitable interfaces are offered by *Scott Edwards Electronics* with his *Pseudo Stamp*.

PCMCIA card resources

Until recently, these plug in cards were called PCMCIA cards, short for *Personal Computer Memory Card Interface Association*. They are now referred to as *PC Cards*. The best starting point is the *PCMCIA Developer's Guide*. This book/disk combination is available from *Sycard Technology* for \$90. One source for cards and flash memory is *Anabooks*.

The leading industry trade journal is *IC Card Systems & Design*.

New tech lit

Hitachi is offering a pair of new data books on *Wireless Communications and Optoelectronics*. *Micrel Semiconductor* has a new data book on *Analog Power Integrated Circuits*. From *Temec* (formerly *Telefunken*), there's a catalog on *RF ICs for Wireless Applications*. A data book on surface-mounted transistors and such is offered by *Central*.

A *Power Factor Correction* guide is offered by *SGS-Thomson*. Speech modules suitable for toys and other low-end applications are offered both from *Ozen Sound Devices* and *Ming Engineering*. *Ming* also has a new *Electronic Products Catalog* with some great breadboarding stuff in it. Wall adaptors at ultra low costs in infinite variety are available by the zillions at *Surplus Traders*.

Motorola has a free sample pack including dozens of their new *BRT Bias Resistor Transistors*. You have a choice of an NPN or a PNP transistor along with a pair of integrated resistors. These are mostly for "RTL" glue logic, LED drivers, and such.

For the fundamentals of digital integrated circuits, check into my *TTL Cookbook* or *CMOS Cookbook*, either by themselves or as part of my *Lancaster Classics Library*. See my nearby *Synergetics* ad for details. **EN 119**

More Miscellaneous Matters

Live music, equipment "testers," and brain waves

LAST SPRING I TOOK MY SON TO A PETER SCHICKELE CHILDREN'S CONCERT THAT FEATURED THE AMERICAN SYMPHONY ORCHESTRA'S RED, WHITE, AND BLUEJEANS MUSIC

Machine. The Lincoln Center program was witty, educational, and musically enjoyable, including as it did fugues from Bach, Hindemith, and Weinberger. Each time I get to hear a full orchestra at play, I compulsively devote a few moments to analyzing the differences I hear between live sound and that reproduced on a good audio system.

For me, most recordings sound psychoacoustically at odds with the playback environment. Instead of hearing an integrated, averaged, or merged acoustic, I'm aware of both the playback and the recording environments as separate and conflicting entities. In contrast, live music almost always sounds wonderfully real, aside from the specific acoustical balances at my seat in a particular concert hall.

Is this my own particular sensitivity or aberration—or is it a universal, but unacknowledged, phenomenon? I find that four or more channels of binaural reproduction are necessary to eliminate the subjective "venue conflict" between the recording studio or hall and home playback. Anyone have any additional thoughts on the matter? I'd like to know if readers feel the same way.

A new Times audio reviewer

Last year I had some words to say about the various newspaper columnists whose views on audio equipment are syndicated throughout the country. My complaint (of course, you know I had one) had to do with the nature of their evaluations, rather than the specifics of their choices. The problem, as I see it, is the essential unreliability of the newspaper critic as an arbiter of equipment quality.

Objective double-blind comparative listening tests are as rare in their writings as technical measurements. In essence, what we have is a group of equipment "tasters" telling you what they think they hear as influenced more or less by audiophile scuttlebutt, manufacturer brainwashing, price, their own expectations, and the phases of the moon. Their opinions are validated only by their alleged ability to detect and then describe in awesome detail sonic nuances unheard by those lacking the required sensibilities.

Hans Fantel, long-time equipment reviewer for *The New York Times*, has recently been replaced by a Mr. Lawrence B. Johnson. Hans and I have been friends since the late 1950s when, during my hi-

fi servicing days, I repaired his power amplifier. I've had my disagreements with Hans over the years, but from all indications, his replacement is far more prone to audiophile blather than Hans ever was.

I've never met Mr. Johnson, and for all I know he's a fine fellow: He certainly has the credentials for his new position. We are told that he's been a journalist for three decades, has earned all sorts of academic awards, did postgraduate work in music history and theory, and has written for a variety of consumer and high-end publications dealing with audio, video, and musical matters.

His writing style is sprightly, but shows an unfortunate affection for the kind of florid phrasing beloved by high-end audio critics. In a recent column on small speakers, the sounds from the various models "evoked a notable aura of depth;" were heard as "vibrant," "possessing pop," "elegant," or "stodgy;" kept the listener "at an emotional distance," or conversely, made for "seductive listening" and "embrace"(?). Obvious interpretation problems arise when a wine taster's vocabulary is used to describe subjective reactions to a loudspeaker's performance. But more important, would the reviewer have the same nuanced subjective reactions to the same components a second time around if the listening were done blindfolded?

In any case, dozens of research papers have been written dis-

cussing the procedures necessary to ensure valid repeatable results in listening tests for loudspeakers and other components. Columnists, however sincere and otherwise learned they may be, who ignore such techniques in favor of reporting on what they think they hear under essentially uncontrolled test conditions are at best misleading their readers.

Brain waves

Since early in this century we've had a pretty good idea of the physical/electrical inner-ear mechanisms that forward sound to the brain. But what happens once the data reaches the gray matter has been difficult to determine. Sickness and physical injury to the brain have provided some clues as to the processes going on within our skulls. Tumors or lesions in given areas of the brain correlate with loss of function in sometimes mysterious ways. For example, a stroke or a head injury may cause the loss of a foreign language or the inability to attach names to common objects, or may selectively wipe out musical ability, specific memories, and so forth.

In any case, the days of attempting to track mental processes solely by delving into butchered brains is coming to a close, thanks to computerized brain-scanning techniques. Positron Emission Tomography (PET) not only generates three-dimensional pictures of the brain but can actually indicate the areas of the brain that are activated by thoughts or perceptions! The technique as I understand it involves injecting radioactively-tagged glucose, which is taken up preferentially by the areas of the brain activated by, say, a mathematical problem or music. On the computer screen the activated area literally lights up when turned on.

One of the basic findings of the new technology is rather startling: Although a stimulus such as a musical passage seems to be a discrete entity, different areas of the brain's auditory cortex handle different aspects of the incoming electrical nerve "signal." For example, the temporal lobes are thought to analyze pitch and timbre. And connections to and from the

frontal lobes are essential to the interactive brain network that provides the perception and remembering of music. Other specialized feature detectors are used to decode the complexities of speech and music. Injuries in these specific areas can leave a person unable to process aspects of speech. Cellular circuits that process language and music are found on both sides of the brain, but the left hemisphere appears to contain language-specific regions, and the right has dedicated areas for music perception.

This has led some neurobiologists to suggest that musical involvement is a basic part of human heredity. It's not clear what evolutionary role music might play, but perhaps it's important to human social cohesion. Anthropologists tell us that even the most primitive peoples have music and dance rituals celebrating important events in their lives. From time to time I've reported on research that seemed to indicate that music, aside from its other pleasures, enhances thinking ability. Listening to Mozart, for example, is said to temporarily enhance mathematical ability. But in retrospect I wonder about the validity of the experimental design and the subsequent blue-sky speculation that attempted to explain the alleged findings. It seems simpler to suggest that people test better mathematically after listening to relaxing music, rather than to theorize that Mozart quintets temporarily set up specialized neural pathways in the brain that facilitate mental math.

Now a new study has been done with preschoolers in Los Angeles. One group of three year olds participated in daily group singing and received weekly piano lessons. A control group did not get the extra attention. After a year, the musically trained children were said to have scored 80 percent (!) higher on tests of spatial and temporal reasoning. There seems to be no question that early encouragement does tend to nurture musical talent. But does early exposure to music, if not specifically Mozart, provide brain training for budding physicists and mathematicians? Maybe, maybe not—but like chicken soup, it certainly can't hurt! **EN**

CABLE TV CONVERTERS/DESCRAMBLERS!

- **Novavision 5600, 5700, 5800**
5-lot @ \$195.00 ea.
- **M-80**
10-lot @ \$49.00 ea.
- **TNT Original Digital Dynamite**
10-lot @ \$45.00 ea.
- **PIO TRIPLE-MODE Add On**
10-lot @ \$55.00 ea.

CALL FOR MANY OTHER POPULAR MODELS!!

ALL EQUIPMENT AVAILABLE IN STOCK!
FAST DELIVERIES! WE SHIP WITHIN 24 HOURS!
30 DAY GUARANTEE / 1 YEAR WARRANTY



1-800-818-2282

8 a.m. to 5 p.m. CST, Monday - Friday

PROtech
DISTRIBUTORS, INC.

13 S. Randall Road #507, Algonquin, IL 60102

NOTE: Converters and Descramblers must be used according to The Federal Cable Television Consumer Protection and Competition Act of 1992

NO ILLINOIS ORDERS ACCEPTED

ON WATCH FOR AMERICA.



On ships, planes and submarines, in locations around the world, the men and women of the United States Navy are on watch. They're putting their training to work in jobs that make a difference, while developing skills they'll need for a successful future. Just as important, they're doing it for their country. They're Navy people, working hard for America. And that makes us proud.

Navy.
Full Speed Ahead.

Shutdown Circuits

Troubleshooting shutdown circuits in television receivers

SHUTDOWN CIRCUITS CUT OFF POWER TO ELECTRONIC CIRCUITS WHEN A FAULT THAT COULD DAMAGE OR DESTROY THE CIRCUIT IS DETECTED. THE SIMPLEST AND BEST KNOWN

shutdown devices are fuses and circuit breakers. They interrupt the power line when current exceeds their specified ratings. However, both fuses and circuit breakers are slow to respond to overcurrent (milliseconds to seconds) so they fail to provide adequate protection for sensitive electronic circuits. They can be destroyed by over-voltage in microseconds.

The automatic shutdown circuit was developed to disable the high-voltage circuits in color television receivers if a sudden voltage surge raises the input voltage beyond safe limits. The concept was widely accepted and now some form of shutdown circuit is included in most consumer electronic products such as color and projection TVs, VCRs and camcorders.

Shutdown circuits monitor circuits in which a defect can: cause the high voltage to exceed a specified safe level; damage power supplies; or destroy semiconductor devices, cathode ray tubes or other critical active and passive components.

* Reprinted from *Hitachi Hi-Lite*, a monthly technical publication from the Technical Services Department, National Service Division, Hitachi Electronics, Inc.

In most consumer electronics products high-voltage regulation is

a function of the main power supply regulation. It controls the operating variables of the deflection circuitry. Secondary scan and pulse-derived power supplies are, in turn, derived from the deflection circuits.

Because of this interrelationship between circuits, a closed-loop configuration has been established

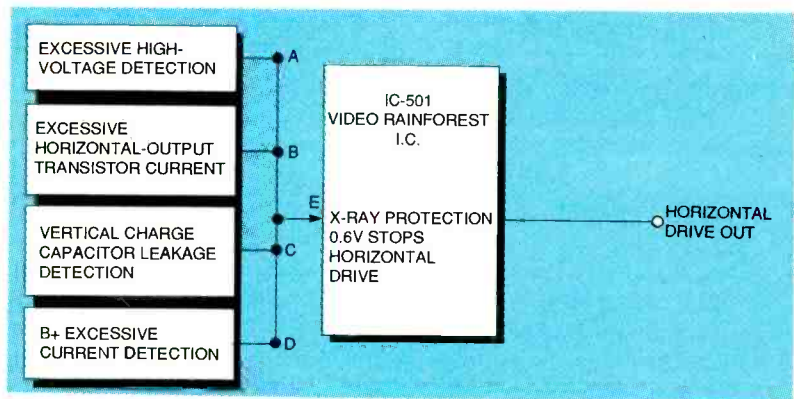


FIG. 1—THE CLOSED LOOP OF A SHUTDOWN CIRCUIT is shown in this diagram. Breaking that loop is the first step in effective troubleshooting.

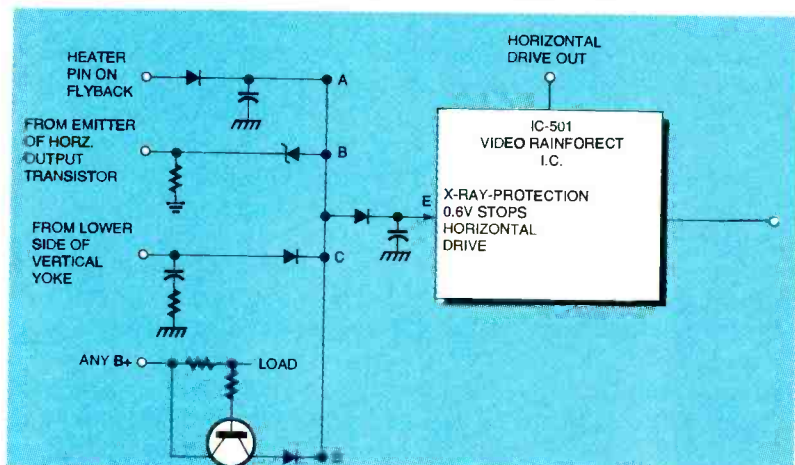


FIG. 2—THE ORIGINS OF MOST FAULTS are identified in this simplified diagram. The voltages on points A, B, C, and D are monitored.

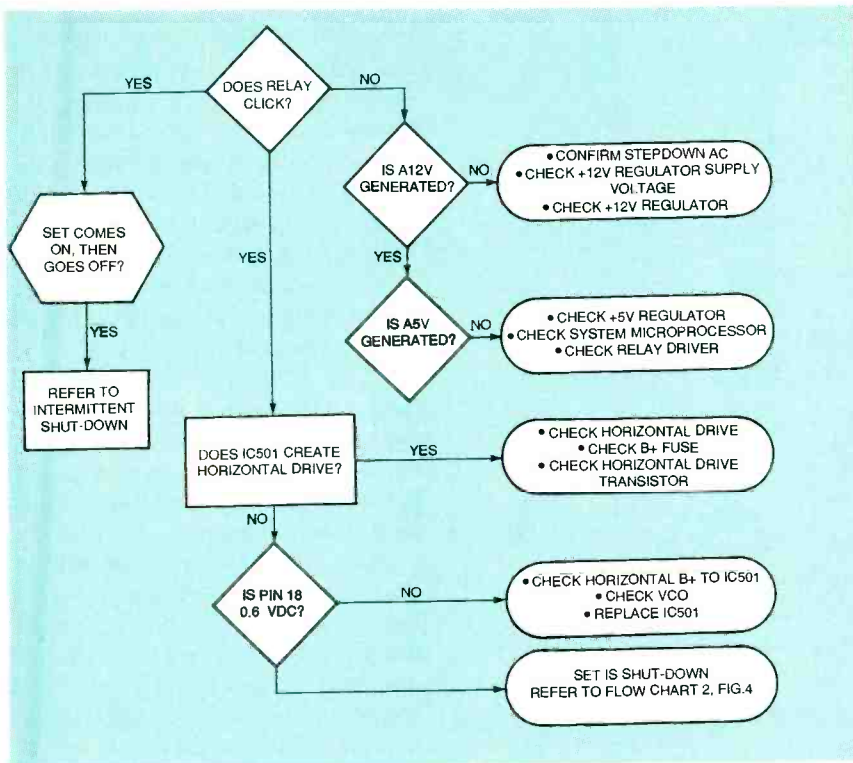


FIG. 3—FLOW CHART FOR SERVICING A DEAD SET.

in automatic shutdown circuits. In these circuits “cause and effect” can become indistinguishable. For example, a “no raster, no sound” fault can be traced to the main power supply, the horizontal and high-voltage circuitry, or even the shutdown circuit itself.

How shutdown circuits work

Defects in the horizontal sweep and shut-down circuits of TV sets exhibit the same symptoms—no raster, no sound. The deflection circuit is the primary load on the main power supply, and it is the source for most secondary power supplies. Consequently, the deflection circuit is often the first place to look in shut-down situations. When shutdown occurs, the removal of the primary load allows the output of the regulated B+ supply to rise to its maximum no-load level.

When troubleshooting a TV set, seek answers to the following questions:

1. If the circuit is in the shut down condition, is the cause loss of B+ regulation, a defect in the power supply, or is it a fault in the horizontal-deflection circuitry?

2. If the regulated B+ is at its maximum value, is the fault caused by a failure in horizontal sweep or a fault in the shutdown circuitry?

3. Is the shutdown circuitry activated because of a loss of regulation?

Shutdown circuits monitor many parts of the circuit and shutdown is a symptom of a fault in one of the circuits being monitored. Although shutdown can be triggered both by power supply and deflection circuits, consider first how shutdown is initiated by disabling horizontal deflection.

Figure 1 illustrates a typical circuit block diagram in which all shutdown inputs terminate at the X-ray protection input of IC-501, the video rain forest IC. This IC develops horizontal drive for the sweep section of the receiver. When the shutdown input reaches 0.6 volt DC (point E in Fig. 1), horizontal drive output is cut off, and the sweep section is disabled. Notice that the shutdown inputs can be divided into two categories: excessive voltage detection (points A and C), and excessive current detection (points B and D).

Figure 2 is a simplified circuit version of Fig. 1 showing the same shutdown inputs to IC501 and their origins. Notice the capacitor between point E and ground. It must charge to 0.6 volt DC for IC501 to initiate a

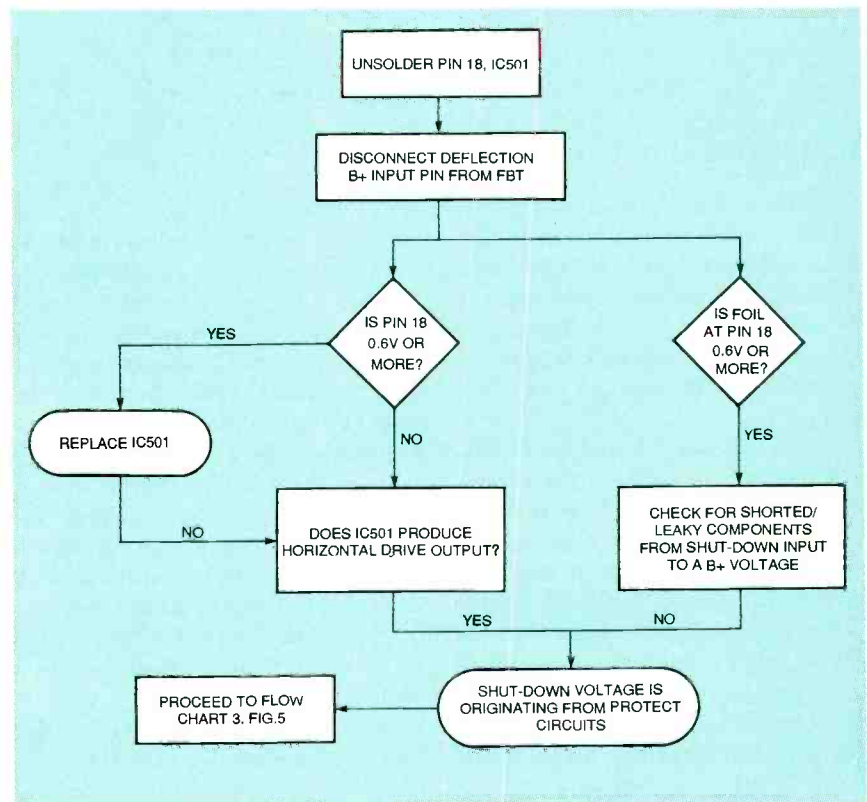


FIG. 4—FLOW CHART FOR PRELIMINARY SHUTDOWN.

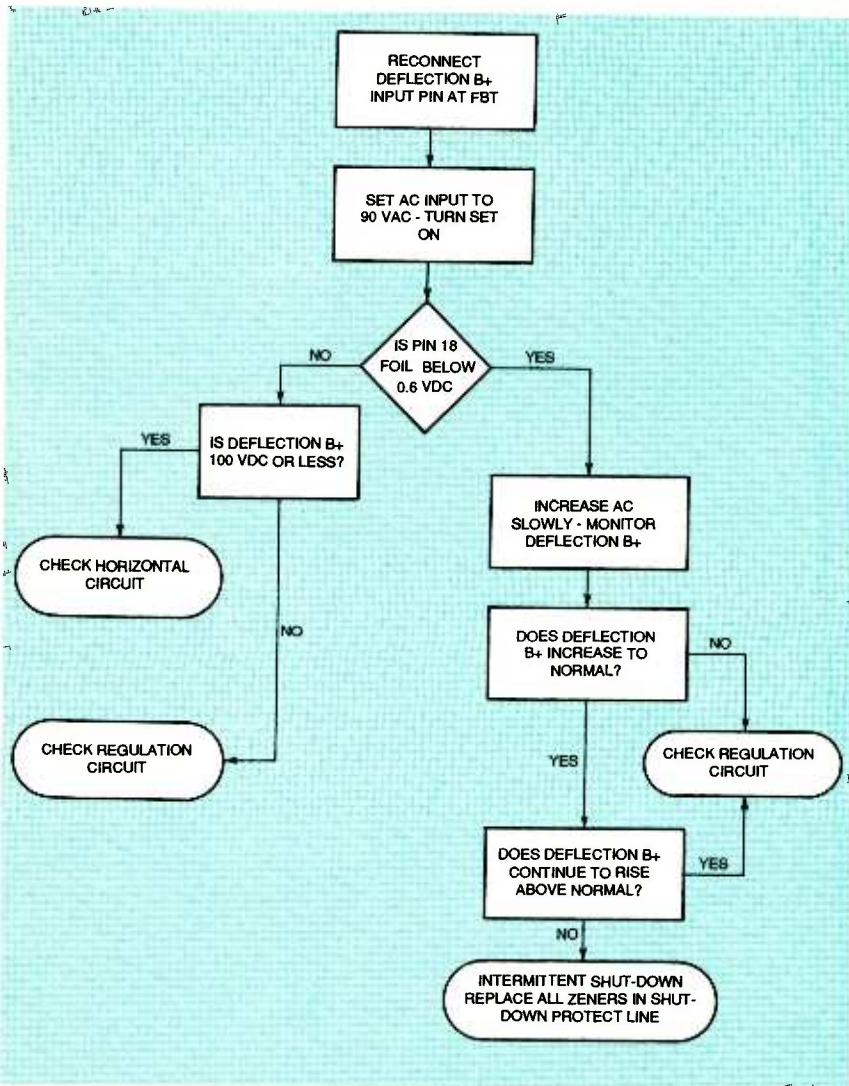


FIG 5—FLOW CHART FOR SERVICING A SHUTDOWN.

shutdown. This capacitor absorbs minor voltage variations on the X-Protect line to prevent nuisance shutdown. Those voltage variations can be caused by the varying demands on the fly-back transformer or high-voltage caused by the content of the TV picture.

Refer to point A in Fig. 2. The CRT heater pulses from the flyback are rectified to a DC voltage that corresponds to the relative value of high voltage. As the high voltage increases, the amplitudes of the CRT heater pulses increase, as does the value of DC voltage at point A. If the high voltage continues to increase, a potential of 0.6 volt DC is applied to the shut-down input of IC501 (point E), disabling horizontal drive.

Excessive current through the horizontal output transistor can be mea-

sured at point B of Fig. 2. The resistor shown in that branch is connected between the emitter of the horizontal-output transistor and ground, and current through this resistor reflects the current drawn by that transistor.

If transistor current increases, the current through the resistor increases. Consequently, the corresponding voltage drop across the resistor is applied to a Zener diode. If the transistor current continues to rise, it will eventually produce a voltage high enough to cause the Zener diode to conduct. That, in turn, will apply the DC voltage to point E and cause a shutdown.

Leakage in the relatively large value vertical charge capacitor connected to the lower side of the vertical yoke windings can be measured at point C of Fig. 2. The capacitor is

grounded through a low-value resistor. The voltage drop across this resistor is normally zero volts DC. However, if the capacitor leaks, a DC component is developed across the resistor. That DC forward-biases the diode, and generates enough voltage at point C to cause shutdown.

Excessive current in any B+ line can be monitored at point D. There is a resistor between the B+ source and the load. Abnormal current demand from a power supply will increase the voltage drop across this resistor. This variation in voltage drop can usually be measured with a voltmeter and seen on an oscilloscope.

However, if current drain continues to increase, the voltage across the resistor will reach the threshold of the transistor (the base is 0.6 volts below the emitter), and the transistor will conduct. The voltage appearing at point D will then cause shutdown.

Simplified troubleshooting

Figures 3, 4, and 5 are flow charts to help in the diagnosis of a typical shutdown by following a step-by-step procedure to isolate the fault. The shutdown circuits form a closed loop that must be broken before you can start troubleshooting.

Figure 3 (Flow Chart For Servicing a Dead Set) diagrams a simple procedure for determining quickly if the TV set has a horizontal-drive defect; a standby power supply on-off defect; or an actual shutdown situation

When following this flow chart:

- Make sure that the TV set is connected to an isolation transformer.
- Confirm the on-off operation of the system's microprocessor by checking for a low/high or high/low transition at the power ON-OFF pin. Disconnect the pin from the circuit board to eliminate possible circuit loading.
- Standby 5-volt B+ must be present whenever the set is connected to an AC source for microprocessor operation
- Check for open fuses.

Figure 4 (Flow Chart For Preliminary Shutdown) is intended for checking the condition of the horizontal output circuit and the ability

of IC501 to produce an output unaffected by shutdown.

When following this flow chart, keep in mind that:

- The shutdown input pin designations for the video rain forest IC501 might vary by brand or model. Refer to the service manual to verify the correct input pin.
- All shutdown feedback voltages are developed when the horizontal circuit is running. With deflection B+ disconnected, there should be no developed voltage at the shutdown input to IC501.

Figure 5 (Flow Chart For Servicing a Shutdown) show the direct relationship between B+ regulation and shut down activity. Any defect that allows regulated B+ to increase will probably cause a shutdown.

When following this flow chart, remember that:

- Shutdown voltages can be momentary. Turn the set off and allow the circuits to reset after each test.
- Be sure to monitor deflection B+ and shutdown inputs simultaneously.
- If at any time during these tests the shutdown line exceeds 0.6 volt DC or

higher, disconnect the shutdown inputs one at a time to isolate the source.

- Zener diode leakage is a common cause of intermittent shutdown
- B+ regulator malfunctions will cause shutdown through the excessive high-voltage detect circuit.

The following practices should be observed when making use of any or all of the flow charts that are shown in Figs. 3, 4, and 5:

- Apply power to all products or circuits being serviced ONLY through an isolation transformer.
- Figures 3, 4, and 5 designate pin 18 of IC501 as the shutdown input, but this is not universally observed by all manufacturers. Be sure to verify the correct pin designation by referring to your TV set's service manual.
- Expect generated shutdown voltages to disappear after a shutdown. *Monitor the shutdown input continuously during servicing procedure, and be sure to turn off the power between steps to allow the circuit to reset.*

General comments

"Divide and conquer" techniques are basic to troubleshooting shutdown circuits. Be sure that you

understand why each test is made. The correct interpretation of the results is the key to making successful repairs. Frequently it will be found that the cause of a shut-down is the replacement of a faulty component with one that is of inferior quality or has a rating that differs from the original equipment part.

Be sure to replace all faulty components with the *exact* OEM replacement part. This is particularly important for horizontal drive/output transistors, horizontal output transformers, Zener diodes, and integrated circuits.

The horizontal circuit current drain in most modern TV sets is between 450 and 650 milliamperes. Current exceeding 650 milliamperes will cause shutdown through the horizontal output transistor current detection circuit. The most common causes of this are a faulty flyback transformer, a faulty horizontal output transistor, or a shorted load on a scan-derived power supply.

A shutdown initiated by the high voltage detection circuit is generally caused by the flyback transformer, a shorted deflection yoke (uncommon), or a B+ regulation circuit. **EN**

WHAT'S NEWS

Continued from page 5

co, stone, and wood by combining tactile sensations with computer images of three blocks. They devised an array of actuators or transducers that creates the sense of touching different textures, edges, or a rolling motion by vibrating against the fingertips. The actuators are thin rod-shaped plungers that tap the fingertip lightly when current is applied.

Each plunger is a small electromagnet enclosed in a steel sleeve that rests on a rare-earth permanent magnet inside a glove. Opposing forces between the magnets push the plunger up when the electromagnet is turned on. When the electromagnet is off, the attraction between the steel sleeve and the permanent magnet returns the plunger. (The prototype has two rows of three plungers per fingertip.)

The "cyberglove" contains a magnetic tracker that send signals to the computer which displays real-time computer-generated images of a user's hand moving in virtual reality. Strain gauges send signals that indicate the position of each of the user's fingers.

In addition to the tactile glove's possible use in training, Renzi envisions its use as a translator of Braille text on CD-ROMs for the visually impaired.

NEC develops 0.07-micron CMOS technology

The NEC Corporation has announced the development of CMOS devices with 0.07-micron features. This technology is said to make possible the fabrication of dynamic random-access memories (DRAMs) with capacities a thousand times greater than those of existing memory

devices, while permitting significant increases in speed.

CMOS technology is widely used in the production of 16-megabit DRAMs with 0.5-micron features. According to NEC, 0.07-micron CMOS technology paves the way for 16-gigabit DRAMs. To achieve the breakthrough, NEC scientists overcame such challenging technical obstacles as the precise control of impurity distribution in the semiconductor substrate, short-channel effect, and the loss of punch-through immunity.

NEC reports that the 0.07-micron CMOS technology has proven to be highly reliable in laboratory tests. Ultra-high speeds of 19.7-picoseconds have been confirmed. The company sees the technology as applicable to the fabrication of microprocessors operating at speeds in excess of 1 GHz. The low 1.5-volt requirements are said to assure long-term reliability and low standby current drain. **EN** 125



155016X \$34.95
Hardcover

0376034-XX \$59.50
Counts as 2/Hardcover


3279P \$26.95

2790P \$17.95


1367P \$29.95

0376581 \$39.50
Hardcover


The leading source of information for electronics hobbyists for over 30 years!



4112H \$34.95
Hardcover




3795P \$19.95



3700H-XX \$36.95
Counts as 2/Hardcover




0487375 \$24.95



0404348-XX \$49.50
Counts as 2/Hardcover




0156778 \$44.95
Hardcover



4334H \$29.95
Hardcover



0443017-XX \$40.00
Counts as 2/Hardcover




0306362 \$13.95




0717753 \$19.95



3627P \$19.95



0044392 \$12.95




3258P \$19.95



4503P-XX \$36.95
Counts as 2




3475P \$21.95



2800P \$17.95



0112738 \$45.00
Hardcover



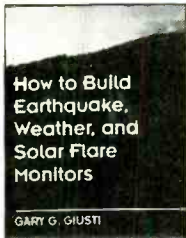
0673764-XX \$54.95
Counts as 2/Hardcover

As a member of the ELECTRONICS BOOK CLUB®... you'll enjoy receiving Club bulletins every 3-4 weeks containing exciting offers on the latest books in the field at savings of up to 50% off the regular publishers' prices. If you want the Main selection, do nothing and it will be shipped automatically. If you want another book, or no book at all, simply return the reply form to us by the date specified. You'll have at least 10 days to decide. If you ever receive a book you don't want due to late delivery of the bulletin, you can return it at our expense. Your only obligation is to purchase 3 more books during the next 12 months, after which you may cancel your membership at any time. And you'll be eligible for FREE BOOKS through our Bonus Book Program.

A shipping/handling charge and sales tax will be added to all orders. All books are softcover unless otherwise noted. If you select a book that counts as 2 choices, write the book number in one box and XX in the next. (Publishers' Prices Shown) ©1995 EBC

5 BOOKS FOR ONLY \$4.95


VALUES TO \$209.35




0252092 \$19.95




0410836-XX \$59.50
Counts as 2/Hardcover



4139P \$16.95




0380899-XX \$60.00
Counts as 2/Hardcover




4199P \$17.95




4256P \$18.95



9322H-XX \$42.50
Counts as 2/Hardcover




0681562 \$19.95



4360H-XX \$34.95
Counts as 2/Hardcover




9119018 \$32.95



0375178 \$39.50
Hardcover




4261P \$24.95




2880P \$15.95




5869284-XX \$46.00
Counts as 2/Hardcover



0376514-XX \$44.95
Counts as 2/Hardcover




0708223 \$44.95
Hardcover




5869314-XX \$59.95
Counts as 2/Hardcover



3711P \$19.95



3739P-XX \$22.95
Counts as 2




0501149 \$26.95




2613P \$19.95



5869349-XX \$44.00
Counts as 2/Hardcover



4179H \$28.95
Hardcover



4227P \$15.95

☞ If coupon is missing, write to: Electronics Book Club, A Division of The McGraw-Hill Companies, P.O. Box 549, Blacklick, OH 43004-9918

Electronics Book Club®

A Division of The McGraw-Hill Companies
P.O. Box 549, Blacklick, OH 43004-9918

YES! Send the 5 books listed below, billing me just \$4.95 plus shipping/handling & tax. Enroll me as a member of the **Electronics Book Club** according to the terms outlined in this ad. If not satisfied, I may return the books within ten days without obligation and have my membership cancelled. A shipping/handling charge and sales tax will be added to all orders.

If you select a book that counts as 2 choices, write the book number in one box and XX in the next box.

CHARGE MY: VISA MasterCard AMERICAN EXPRESS DISCOVER ACCT # _____ EXP. DATE _____

BILL ME CHECK OR MONEY ORDER ENCLOSED PAYABLE TO MCGRAW-HILL

NAME _____ SIGNATURE _____
(required on all credit card orders)

ADDRESS/APT. # _____

CITY _____ STATE _____ ZIP _____ PHONE _____

Valid for new members only, subject to acceptance by EBC. Canada must remit in U.S. funds drawn on U.S. banks. Applicants outside the U.S. and Canada will receive special ordering instructions. A shipping/handling charge and sales tax will be added to all orders. RE1195C

PHONE 1(614)759-3666 • FAX 1(614)759-3749
(8:30 a.m. - 5:00 p.m. EST Monday-Friday) (24 hours a day, 7 days a week)

Abandon all hope

Entrepreneurial success is impossible in the computer industry.

WHAT ARE THE ODDS OF WINNING A STATE LOTTERY—SEVERAL MILLION TO ONE? AS BAD AS THAT SOUNDS, THE ODDS OF ATTAINING A SMASHING BUSINESS SUCCESS IN THE COM-

puter industry are much worse—and the risks are much greater. Do you dream of writing the next Doom? Or of designing and marketing some hardware widget that millions of computer users worldwide simply won't be able to live without?

If you're like most technical people, you probably think that all you have to do is build a better mousetrap, and people will come knocking. 'Taint so. In reality, building the product is the least of your worries. The real issues you'll have to deal with are: finance, manufacturing, sales and market-

ing, distribution, business management, and product support.

This discussion assumes that you are a lone inventor or entrepreneur, or possibly a member of a very small, very tightly knit group. The rules change considerably for those in corporate R&D (research and development) departments.

Technical (1)

What sort of product should you develop? Most techies answer the question in terms of their existing technical expertise. (There's an old saying that everything starts looking like nails to

the guy with a new hammer.) That's precisely the wrong approach. Forget what you know. Find out what people want. Search for some overlap between what you know and what people want. If there is none, then learn something new.

When learning what people want, ask who the people are who want it, and whether they're really the people you want to sell to. Would you rather build something:

A. For which an established, mature market already exists (e.g., office-productivity software such as word processors and spreadsheets; PC expansion cards)?

B. For an established but dying market (e.g., software to help mainframe programs deal with turn-of-century conditions; memory-configuration conversion modules)?

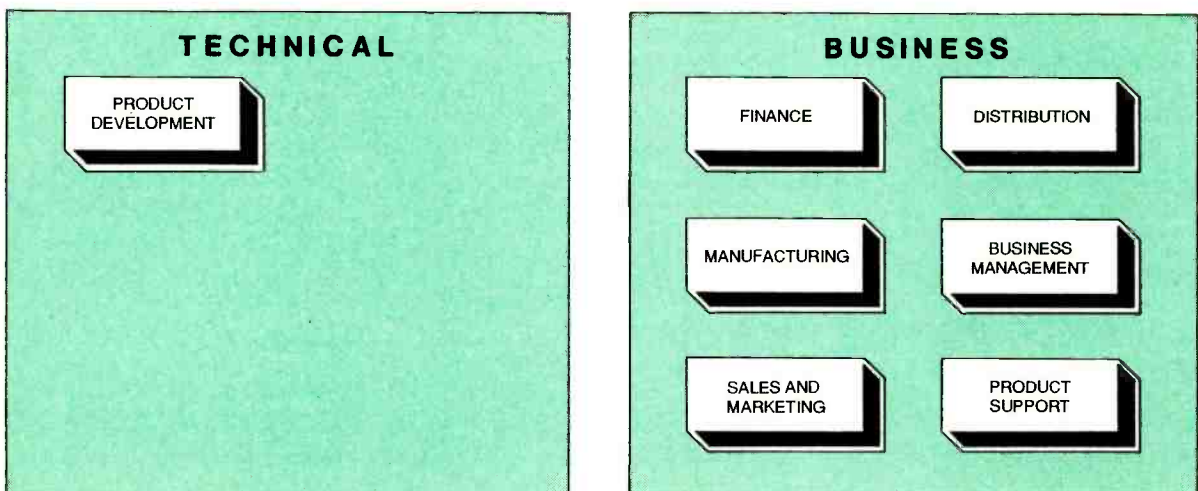


FIG. 1—BUSINESS SUCCESS requires that you do much more than just creating a fantastic new product.

C. For an emerging but unproved market (e.g., Internet Publishing; PC-telephone-fax-modem interface hardware)?

All three are viable options, but some have distinct advantages. Category A is least likely to succeed. Microsoft has sown up the office applications market; not even companies the size of Lotus and Novell/WordPerfect have been able to compete. The real market shaping up in this area is Microsoft Office Suite add-ons.

These add-ons are mini programs that perform a special function very well, or that integrate two or more applications. I expect a growing market for products in this category. Component-based object-oriented software makes it technically feasible; broad, shotgun approaches to software feature architecture makes it necessary. (Microsoft has won the office applications war by trying to be all things to everyone. Normally, that's not a viable strategy, but Microsoft has found a way to make it work.)

Category B might appear unexciting, but it does provide some very specific business opportunities. If you have the expertise and understand the market segment, get in there and strike as fast as you can before someone else does.

Category C is the most exciting, and in some ways the riskiest. On one hand, you won't have a Microsoft to compete against. On the other, if you don't pick your targets carefully, you could build a product for an emerging market that never emerges. Then you'll be back at square one, minus your time and money.

When you get all that figured out, you can build a prototype. Then the (techie) fun ends, and the real work begins. Everything from here on out is business, business, business.

On a related note, assume that you do build a hit product. It will be copied. If you think copyrights and patents can help, guess again. Patents are expensive to get, and even more expensive to defend. Suppose Microsoft copies your product. Do you really think you can beat them in court? It can be done—Stac

Electronics, for example, beat Microsoft—but Stac had serious money in the bank.

In this area, I agree with Don Lancaster: Get in, make a quick killing, and move on to something else when the big birds start circling. (Stac is getting into Internet browsing and publishing tools, a slightly different product category from disk compression.)

Technical (2)

After targeting a market and a product, research the market to find out whether similar products already exist, and if so, their features and failings. Talk to users; find out what they like and dislike about current products, and about what they want, if they can articulate it. They probably can't, so learn interviewing techniques to get them to open up. Return to square one if a large, aggressive company has a product in that market (or is about to introduce one).

Research technologies for implementing your product. Don't assume your initial idea is best; it probably isn't. Don't be prejudiced by what you know.

Figure out what the best solution is, and if you're not an expert at it, become one, or outsource the expertise. Alternatively, hire an expert for some consulting to train you—but don't tell him why.

Technical (3)

After defining a market, a product, and an implementation technology, build a prototype. The prototype needn't be complete, but it should be bug-free. It should indicate the presence of all planned features, even though not all are implemented in the prototype. Test market it against real users. Modify the prototype. Do more test marketing. Home in on a final design, one that can be manufactured cost effectively. Design for low manufacturing and maintenance costs, and design for ease of use and ease of learning.

By the way, in case you didn't notice, even though the preceding three sections are titled "Technical," what they really concern is marketing.

In other words, do the marketing before the technical stuff, or be honest and call what you're doing a hobby, not a business, and also be sure to change your expectations accordingly.

Business

If you've gotten this far, you can put away your soldering iron and C compiler. The fun is definitely over—or the definition has changed. If you can't accept that change, you can't be an entrepreneur. Here are some of the business activities you'll have to perform.

Financing: How will you pay for the initial marketing and manufacturing costs? Can you finance it yourself? How about partners (don't give up too much control)? Take a bank loan? But what will you use for collateral? How much do you need in operating expenses every month? How much do you need to accomplish the initial startup?

Manufacturing: Who will build your product? Can you do it on a kitchen table? Can you subcontract it? How much will it cost? What is the manufacturing plan? How will you finance component and in-progress inventory? What about product packaging and documentation?


Marketing and sales: How will you let your market know about your wonderful new product? Direct marketing ("junk mail")? Advertising (expensive)? Do you need a commissioned salesperson? If so, what's a reasonable cut for him or her?

Distribution: Can you handle distribution yourself with an 800 number and a card table in your basement? Can you get a national distributor to carry your product? How? With fierce competition for so-called shelf space, why should anyone pay attention to your unheard of new idea?

Business Management: Should you incorporate? Do you need a lawyer? An accountant? Will you hire people? After training them, how will you keep them? What about health insurance? What about bookkeeping? How will you pay your bills and collect your invoices?

You can Build Gadgets!

Here are 3 reasons why!




BP345—GETTING STARTED IN PRACTICAL ELECTRONICS \$5.95


If you are looking into launching an exciting hobby activity, this text provides minimum essentials for the builder and 30 easy-to-build fun projects every experimenter should toy with. Printed-circuit board designs are included to give your project a professional appearance.

BP349—PRACTICAL OPTO-ELECTRONIC PROJECTS \$5.95

If you shun opto-electronic projects for lack of knowledge, this is the book for you. A bit of introductory theory comes first and then a number of practical projects which utilize a range of opto devices, from a filament bulb to modern infrared sensors and emitters—all are easy to build.



Practical Electronic Music Projects



BP363—PRACTICAL ELECTRONIC MUSIC PROJECTS \$5.95

The text contains a goodly number of practical music projects most often requested by musicians. All the projects are relatively low-in-cost to build and all use standard, readily-available components that you can buy. The project categories are guitar, general music and MIDI.

Mail to:

Electronic Technology Today, Inc.
P.O. Box 240
Massapequa Park, NY 11762-0240

Shipping Charges in USA & Canada

\$0.01 to \$5.00.....\$2.00	\$30.01 to \$40.00.....\$6.00
\$5.01 to \$10.00.....\$3.00	\$40.01 to \$50.00.....\$7.00
\$10.01 to \$20.00.....\$4.00	\$50.01 and above.....\$8.50
\$20.01 to \$30.00.....\$5.00	

Sorry, no orders accepted outside of USA and Canada. All payments must be in U.S. funds only.

Number of books ordered.

Total price of books.....\$ _____
Shipping (see chart).....\$ _____
Subtotal.....\$ _____
Sales Tax (NYS only).....\$ _____
Total enclosed.....\$ _____

Name _____

Address _____

City _____ State _____ ZIP _____

Please allow 6-8 weeks for delivery.

Product Support: Is your product's setup, configuration, and ongoing operation self-evident? If not, how will you handle technical support? What about returns and repairs? What about bug fixes and new releases?

Abandon all hope

Given all of the above, there is little or no chance that a small entrepreneur can ever hope to build a new business in the computer industry, unless you've got not only technical savvy, but also twenty or so years of business experience. If you don't meet those qualifications, plan on getting a job in a large corporation. There you'll sign an agreement stating that the corporation owns everything you think of on or off the job, related or not to your job description, for the entire period of your employment, and likely afterward as well. In that situation, you'll have little or no contact with the marketing and business facets of the company, and will be encouraged to develop either your technical skills or your ability to manage technical employees. In other words, you'll learn nothing about how to run a business.

An alternative would be to work for a string of start-up companies, watching them fail one after another, and learning from their mistakes. Then with enough accumulated experience (at others' expense), you'll be qualified to go off and try it on your own.

Good luck. You'll need it.

E-mail

I received several interesting comments on the August 1995 column, "Engineering and Compromise." Rick Chinn, whose company builds audio equipment, writes that "... it is our founder's mandate that we build 80% products; that is, products that satisfy 80% of the marketplace. ... this is where the sales peak occurs." Good advice.

On the other hand, John Huseby accused me both of trying to get adopted by Bill Gates, and of being a used-car salesman. Here's an edited version of his accusations: "As I was perusing my August *Electronics Now*, I

came by your Computer Connections column . . . I can only hope that in next month's edition you will write, 'Last month I was only kidding. I confess, I was trying to get adopted by Bill Gates.' . . . The thing that scares me is that a lot of people think like your column reads, and that some of them may be software designers. . . . I'm one of those helpless infidels, commonly called a user, who has the profoundly stupid idea that operating systems should be designed for users, as opposed to being some kind of giant game for systems people to play. . . . I have lived under several . . . systems designed by people who felt their greatest achievement was that they never studied other operating systems before designing one. . . . Should we mere users, the amoebas of the computer chain, have any reason to expect that system developers should learn from their initial development efforts, and be able to more economically design and develop a new operating system on the same hardware architecture? . . . I just wonder what thoughts you would have if a car salesman noted that if you weren't willing to dole up the money for a Ferrari, you just shouldn't expect much in the way of reliability . . . You don't sell cars, too, do you?"

No, I don't sell cars. I stick strictly to snake oil. And although I have been in the same room with Bill, I have thus far been unable to attract his attention away from the other poor, abandoned waifs.

Several people took me to task for not discussing other operating systems in depth, particularly OS/2 Warp and Linux. I *always* make it a point when discussing Windows to compare specific features with OS/2. I agree with everyone who mentioned the idea that both OS/2 and Linux are architecturally superior to Windows 95. However, technical superiority does not make for market superiority. The Windows operating system is winning. OS/2 is losing. Linux is a blip on the screen, an interesting one to be sure, but I wouldn't run *my* entrepreneurial business on it.

Contact me on CompuServe as 72170, 2226, or via the Internet at 72170.2226@CompuServe.Com. **EM**

MUSIC VISION

continued from page 28

channels are combined through summing amplifier IC2-b. Quad op-amp IC5 creates an AGC function with fast half-cycle response to signal peak levels, and slow recovery time constant. This lets you observe the short duration amplitude dynamics of displayed patterns, while avoiding clipped patterns when high amplitude peaks occur.

Op-amps IC5-c and IC5-d form part of a precision full-wave rectifier circuit used for signal level detection. Current booster Q1 allows rapid charging of capacitor C22, while AGC recovery time is determined by the C22-R56 time constant. Transistor Q2 and op-amp IC5-a comprise a voltage controlled amplifier. AGC trimmer potentiometer R3 sets the low-level audio signal at R52 to approximately 0.4 volts p-p.

The video control circuit is shown in Fig. 7. It consists of the high-speed, two-channel analog switch IC6, 8-bit analog-to-digital converter IC7, crystal controlled TTL oscillator IC10, 8K × 8-bit static RAM IC9, and timing control logic implemented via IC8 and IC11. Analog signals x and y are alternately sampled by IC6 at 447 kHz, which is also the conversion rate of the ADC0820 A/D converter IC7. Diodes D9-D12 provide input overdrive protection for IC7. After being processed by IC8, the resulting video data along with colorburst and sync outputs are combined and buffered by Q3. The resulting composite video signal is NTSC-compatible.

All timing control logic is implemented in a field programmable gate array (FPGA) device in order to greatly simplify the construction of this project and reduce its cost. The XC3030 FPGA manufactured by Xilinx replaces about 40 standard TTL parts in this design. The FPGA is configured upon power-up via configuration data pre-programmed into serial EPROM IC11. Hex code for the serial

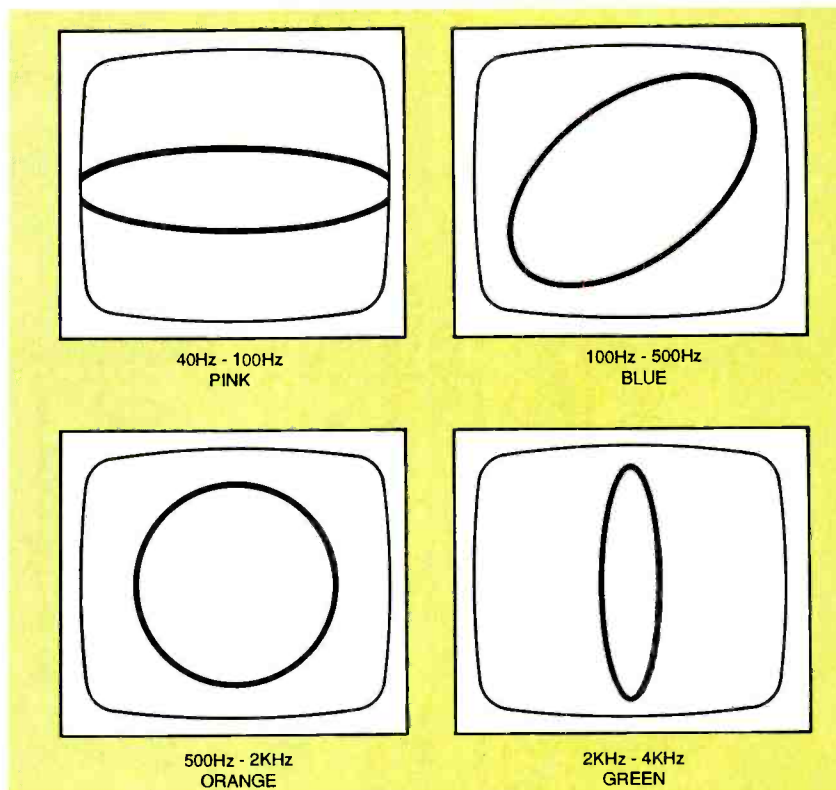


FIG. 4—TYPICAL PATTERNS GENERATED on a TV screen by a single sinewave at various audio frequencies. The four colors are controlled by the 2-bit digital output from frequency encoder comparators IC4-a and -b.

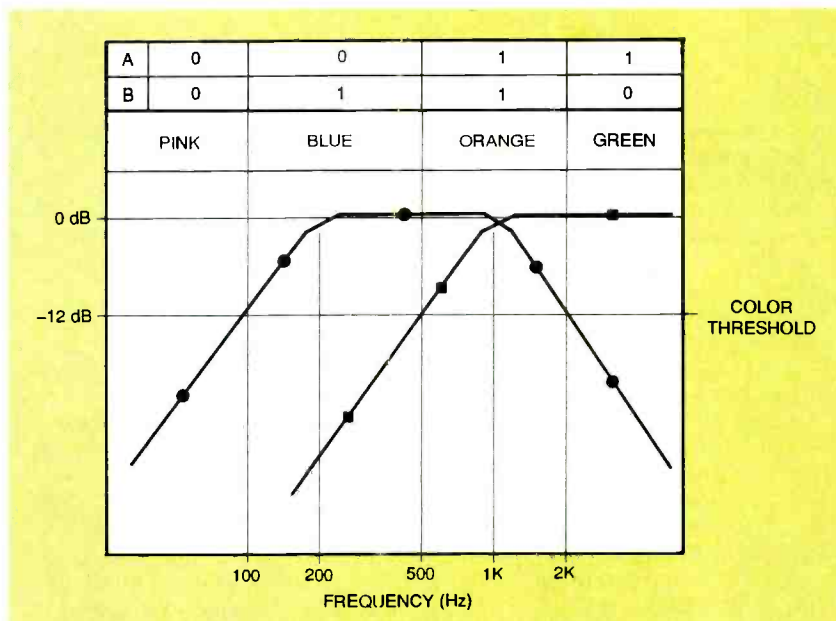


FIG. 5—SUPERIMPOSED FREQUENCY RESPONSES of both filters. By properly adjusting the color threshold, the corresponding progression of pattern colors can be obtained.

EPROM is available on the Gernsback BBS (516-293-2283, v.32, v.42bis) as file MUSIC-VIS.HEX.

A block diagram of the internal logic functions performed

by the FPGA is shown in Fig. 8. The 14.31818 MHz clock signal is divided down to the standard 3.579 MHz colorburst frequency. Four clock phases permits four distinct colors to be gener-

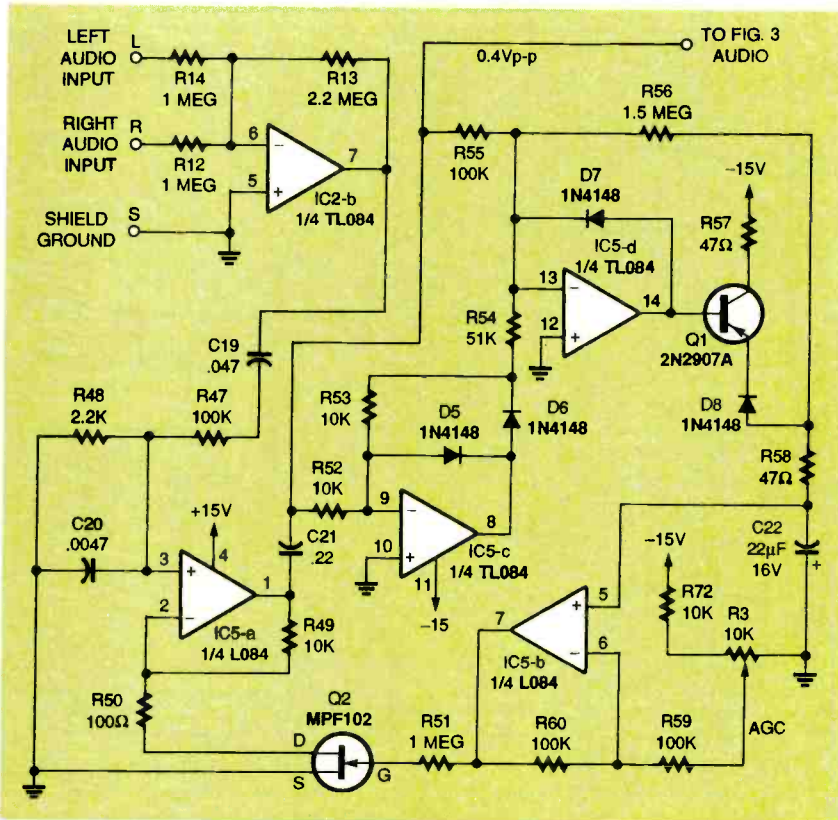


FIG. 6—AUTOMATIC LEVEL CONTROL CIRCUIT maintains a pattern-filled TV screen over a wide range of input signal levels.

ated on the TV screen, controlled by two external logic signals. Horizontal and vertical timing is generated by separate counter chains which produce the required video blanking and sync signals.

Data from A/D converter IC7 is routed to the 64K video RAM IC9 and stored in the form of bit-mapped patterns. Although this results in a relatively low resolution graphics display (190 × 246), the highly dynamic nature of the patterns makes it more than adequate in this application. A separate address counter continuously reads back the stored patterns in a raster scan fashion, while erasing the data as it is read. The read function is synchronized with the horizontal timing and interleaved with write operations occurring at the 447-kHz sample rate. The 8-bit data read back from RAM is converted to a serial video data signal and combined with color and blanking signals to produce the final video data output.

PARTS LIST

All resistors are 1/4-watt, 5%, unless noted.

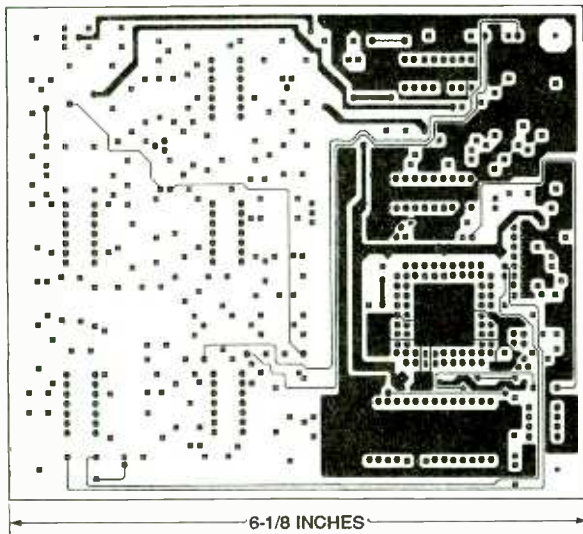
- R1-R5—10,000 ohms, trimmer potentiometer
- R6—200 ohms, trimmer potentiometer
- R7—27 ohms
- R8—2000 ohms
- R9, R25, R29—1500 ohms
- R10, R67—2700 ohms
- R11, R46, R61, R65, R66—1000 ohms
- R12, R14, R39, R40, R42, R43, R51—1 megohm
- R13—2.2 megohms
- R15, R23—22,000 ohms
- R16, R17, R26, R28, R47, R55, R59, R60—100,000 ohms
- R18, R22—150,000 ohms
- R19-R21, R24, R27, R30, R32—15,000 ohms
- R31, R45, R49, R52, R53, R72—10,000 ohms
- R33—330,000 ohms
- R34, R38—47,000 ohms
- R35—220,000 ohms
- R36, R48—2200 ohms
- R37, R70, R71—5600 ohms

- R41, R44, R50, R63, R64—100 ohms
 - R54—51,000 ohms
 - R56—1.5 megohms
 - R57, R58—47 ohms
 - R62—33,000 ohms
 - R68—180 ohms
 - R69—470 ohms
- Capacitors**
- C1, C3, C20—0.0047 μF, 10%, Mylar
 - C2, C5, C12—0.001 μF, 10%, Mylar
 - C4, C6-C8, C13, C19—0.047 μF, 10%, Mylar
 - C9, C10, C28, C30-C35, C39, C40—0.1 μF, 10%, ceramic
 - C11, C21—0.22 μF, 10%, Mylar
 - C14, C15—0.1 μF, 10%, Mylar
 - C16, C18—0.01 μF, 10%, Mylar
 - C17—100 pF, 10%, NPO ceramic
 - C22—22 μF, 16 volts, tantalum electrolytic
 - C23, C24—0.0022 μF, 10%, Mylar
 - C25—47 pF 5%, NPO ceramic
 - C26—8-50 pF trimmer capacitor
 - C27, C38—1 μF, 16 volts, tantalum electrolytic
 - C29, C36, C37—10 μF, 16 volts,


tantalum electrolytic

Semiconductors

- D1-D12—1N4148 diode
- Q1—2N2907A PNP transistor
- Q2—MPF102 N-channel JFET (National Semiconductor)
- Q3—2N3904 NPN transistor
- IC1-IC3, IC5—TL084 quad op-amp (JDR Microdevices)
- IC4—LM339 quad comparator (JDR Microdevices)
- IC6—IH5142CPE SPDT analog switch (Harris/Hamilton Hallmark)
- IC7—ADC0820CCN A/D converter (National Semiconductor/Digi-Key)
- IC8—XC3030A-7PC68C FPGA (Xilinx/Hamilton Hallmark)
- IC9—HM6264LP-12, 8K × 8, 120 ns RAM (JDR Microdevices TC5565APL-12 or equivalent)
- IC10—14.31818 MHz TTL crystal oscillator module (Digi-Key)
- IC11—XC1765DPD8C serial PROM programmed with Music Vision code (Xilinx/Digi-Key—blank devices only)



COMPONENT SIDE of the Music Vision PC board.



SOLDER SIDE of the Music Vision PC board.

Regulated DC power must be supplied to the Music Vision circuit board. The circuit requires the following voltages:

- +5V \pm 0.25V (200 mA max.)
- +15V \pm 0.75V (100 mA max.)
- -15V \pm 0.75V (100 mA max.)

Power supply noise and ripple should be less than 100 mV p-p for proper circuit operation.

Many different power supplies will work with this project. One suitable design is shown in Fig. 9.

Construction

For best results, this project should be built on a PC board. If you prefer to make your own boards you can use the foil pat-

terns provided here. Alternatively, a silk-screened and solder masked PC board is available from the source given in the Parts List. Pre-programmed XC1765 serial EPROMs (IC11) are also available from the same source.

Begin assembly of the circuit board by installing all IC sockets as shown in the parts-placement diagram of Fig. 10. Do not use a socket for TTL oscillator IC10. It should be soldered directly to the circuit board. Also, do not substitute a different part for the 68-pin PLCC socket specified in the Parts List since other sockets may be larger, causing physical interference with other parts on the circuit board. Next install the six trimmer potentiometers R1 through R6. Solder in the 16-pin and 4-pin male headers located next to R11 and R8 (be sure to install the shorting jumpers on each header as indicated). Install resistors R7 through R72, diodes D1 through D12, transistors Q1 through Q3, and capacitors C1 through C40.

If you are using a switching power supply for the 5-volt supply and it generates more than 100 millivolts of high-frequency noise, you should install a 27- to 100- μ H inductor having less than 3 ohms DC resistance in the L1 position. If you're not using a switching 5-volt supply, simply install a jumper wire in the L1 location. Install a 27- μ H, 5% inductor at location L2.

Inductors

L1—see text

L2—27 μ H, 5% inductor (3 ohms max.)

Miscellaneous: one 68-pin PLCC socket (Digi-Key/AMP #821574-1—do not make substitutes), one 8-pin DIP socket, five 14-pin DIP sockets, one 16-pin DIP socket, one 20-pin DIP socket, one 28-pin DIP socket, 2 \times 2 male header, 2 \times 8 male header, five shorting blocks, three RCA jacks, regulated DC power supply (+5V @ 200 mA, and plus and minus 15V @ 100 mA—Jameco), metal enclosure, and mounting hardware.

Note: The following items are available from Electrocraft, PO Box 598, Louisville, CO 80027:

- Solder masked and silk-screened PC Board with assembly instructions—\$39.00
- Programmed XC1765DPD8C serial PROM—\$13.00
- Partial Kit consisting of PC board, programmed XC1765

PROM, all electronic parts that mount on the PC board, and assembly instructions (does not include power supply or enclosure)—\$140

- VHS video tape with 15 minutes of sample patterns produced by Music Vision from various recorded audio waveform combinations and music signals (amateur quality)—\$9.00

Check or money orders only. Colorado residents please add appropriate sales tax. All prices postage paid.

POWER SUPPLY PARTS

- (1) 120- to 12-VAC transformer
- (1) 120- to 36-VAC transformer
- (4) 1N4001 diode
- (4) 1N4002 diode
- (1) 1000 μ F, 25-volt electrolytic
- (2) 470 μ F, 50-volt electrolytic
- (3) 1 μ F, 16-volt electrolytic
- (1) LM7805 + 5-volt regulator
- (1) LM7815 + 15-volt regulator
- (1) LM7915 -15-volt regulator

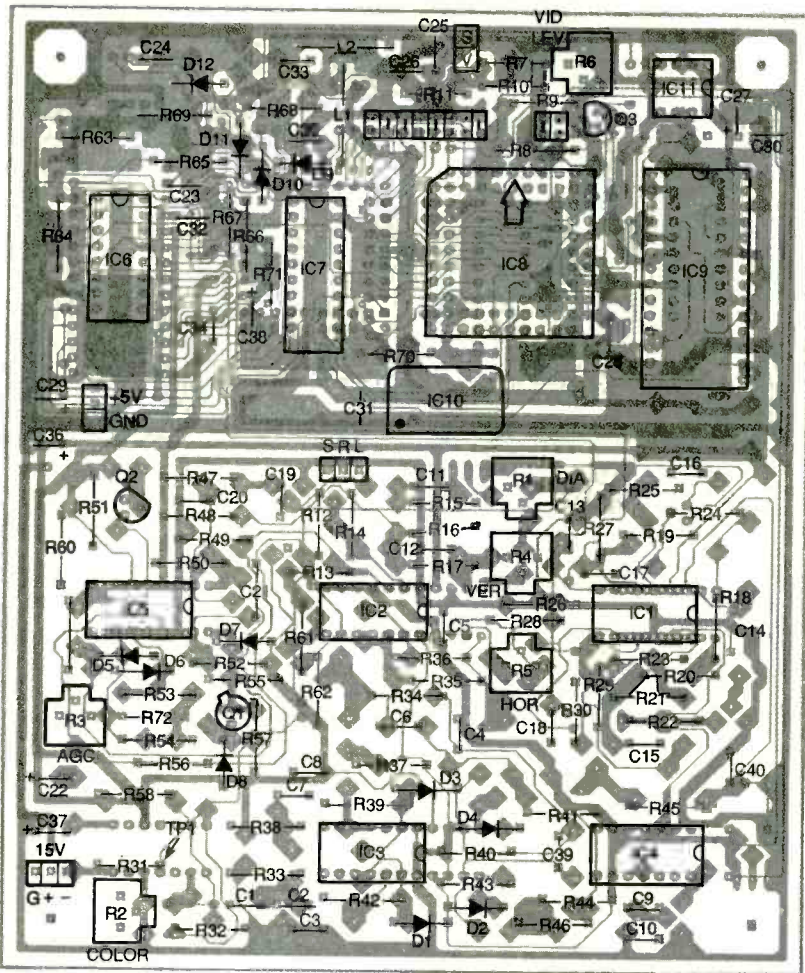


FIG. 10—PARTS-PLACEMENT DIAGRAM. Do not substitute a different part for the 68-pin PLCC socket specified in the Parts List since other sockets might physically interfere with other parts on the circuit board.

zontal adjustment potentiometer R5 and the vertical adjustment potentiometer R4 to position the dots in the center of the screen.

If an audio signal generator is available, set it for a 1-volt p-p, 500 Hz sine wave and connect it to one of Music Vision's audio

inputs. Connect an oscilloscope to monitor the TP1 side of R31, located near trimmer R2. Adjust AGC trimmer R3 for a signal level of approximately 14-volts p-p at TP1. Because of the long AGC recovery time constant, you must wait at least 10 seconds after adjusting R3 before

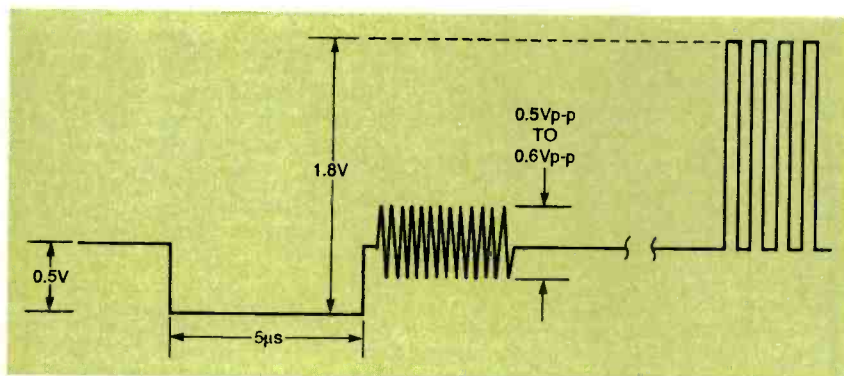


FIG. 13—THE VIDEO SIGNAL LEVEL should be adjusted to obtain the approximate amplitude shown here with no output load.

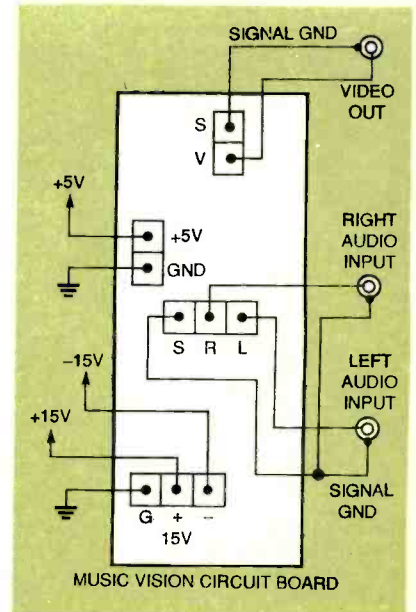


FIG. 11—WIRE THE POWER SUPPLY and the audio/video signals to the circuit board as shown here.




FIG. 12—THE BOARD IS INSTALLED in a metal enclosure to reduce the possibility of RF interference with your stereo tuner or TV.

reading the signal level at TP1. If you do not have a signal generator or oscilloscope available, leave R3 set at approximately the middle of its range and proceed with the next step. This adjustment is not critical and normally affects only the symmetry or distortion of the displayed pattern.

With the signal generator still connected to the audio input, adjust trimmer R1 until an oval-shaped pattern completely fills the TV screen, reaching within one or two inches from each

edge of the screen. If you do not have a signal generator, connect the audio line outputs of your stereo system to the Music Vision audio inputs. Then adjust R1 until the displayed patterns fill most of the TV screen, only occasionally reaching the edge of the screen.

With the signal generator still connected to the audio input, adjust the color trimmer R2 until the oval-shaped pattern turns blue. Slowly change the signal frequency over the range 40 Hz to 4 kHz, while observing the displayed color. You should see four distinct colors corresponding to four different frequency ranges. Re-adjust R2 if necessary to obtain this effect. In addition, you may have to adjust the trimmer capacitor C26 (tint control) to achieve the colors that are indicated in Fig. 4.

If you do not have a signal generator, connect the audio line outputs of your stereo system to the Music Vision audio inputs. Then adjust trimmer R2 until the displayed patterns exhibit a varying mixture of the four colors.

Note that this will depend on the type of music being played, so try to choose something with a good balance of bass, mid-range, and treble frequencies present. You may also have to adjust the trimmer capacitor C26 (tint control) to achieve the colors.

If you were using a signal generator, disconnect it now and connect the audio line outputs of your stereo system to the Music Vision audio inputs. This completes the assembly and the testing of the Music Vision project.

To achieve the optimum visual effects, you may need to adjust your TV as follows: Adjust the TV brightness/black level control for a dark background while viewing Music Vision. Adjust the TV color control for desired color intensity (you may have to switch from automatic color to manual color control).

Now all that's left is to sit back and enjoy the pleasing visual effects produced by Music Vision while you listen to your favorite music selections. Ω

Electronics NOW

REPRINT BOOKSTORE

- | <ul style="list-style-type: none"> <input type="checkbox"/> 225 Popular Electronics (1995 back issues) \$5.00
Write in issues desired _____ <input type="checkbox"/> 224 Popular Electronics (1994 back issues) \$5.00
Write in issues desired _____ <input type="checkbox"/> 223 Popular Electronics (1993 back issues) \$5.00
Write in issues desired _____ <input type="checkbox"/> 222 Popular Electronics (1992 back issues) \$5.00
Write in issues desired _____ <input type="checkbox"/> 221 Popular Electronics (1991 back issues,
Jan., Mar. not available) \$5.00
Write in issues desired _____ <input type="checkbox"/> 220 Popular Electronics (1990 back issues) \$5.00
Write in issues desired _____ <input type="checkbox"/> EH94S Experimenters Handbook
Summer Edition (1994) \$5.00 <input type="checkbox"/> EH94W Experimenters Handbook
Winter Edition (1994) \$5.00 <input type="checkbox"/> EH94 Experimenters Handbook (1994) \$5.00 <input type="checkbox"/> EH93 Experimenters Handbook (1993) \$5.00 <input type="checkbox"/> EH92 Experimenters Handbook (1992) \$5.00 <input type="checkbox"/> EH90 Experimenters Handbook (1990) \$5.00 <input type="checkbox"/> HH94S Hobbyist Handbook
Spring Edition (1994) \$5.00 <input type="checkbox"/> HH94F Hobbyist Handbook
Fall Edition (1994) \$5.00 <input type="checkbox"/> HH93 Hobbyist Handbook (1993) \$5.00 <input type="checkbox"/> HH92 Hobbyist Handbook (1992) \$5.00 <input type="checkbox"/> HH91 Hobbyist Handbook (1991) \$5.00 <input type="checkbox"/> HH90 Hobbyist Handbook (1990) \$5.00 <input type="checkbox"/> GIZ Gizmo—The Consumers Guide to
Electronics \$5.00 <input type="checkbox"/> Radiocraft 1993 Projects for Hobbyists \$5.00 <input type="checkbox"/> 215 Electronics Now (1995 back issues) \$5.00
Write in issues desired _____ <input type="checkbox"/> 214 Electronics Now (1994 back issues) \$5.00
Write in issues desired _____ <input type="checkbox"/> 213 Radio-Electronics/Electronics Now (1993 back
issues) \$5.00
Write in issues desired _____ <input type="checkbox"/> 212 Radio-Electronics (1992 back issues) \$5.00 | <ul style="list-style-type: none"> <input type="checkbox"/> 211 Radio-Electronics (1991 back issues) \$5.00
Write in issues desired _____ <input type="checkbox"/> 210 Radio-Electronics (1990 back issues) \$5.00
Write in issues desired _____ <table border="1" style="width: 100%; border-collapse: collapse;"> <thead> <tr> <th style="text-align: center;">REPRINTS</th> <th style="text-align: center;">REPRINTS</th> </tr> </thead> <tbody> <tr> <td><input type="checkbox"/> 174 Electronics Comics (The Best of) \$2.00</td> <td><input type="checkbox"/> 173 From Not-Working to Networking
Troubleshooting Local-Area Networks \$5.00</td> </tr> <tr> <td><input type="checkbox"/> 172 33 Bench-Tested Circuits \$2.00</td> <td><input type="checkbox"/> 171 36 Time Tested Circuits \$2.00</td> </tr> <tr> <td><input type="checkbox"/> 170 High-Voltage Projects for Fun and
Science Book 1 \$4.00</td> <td><input type="checkbox"/> 170A High-Voltage Projects for Fun and
Science Book 2 \$4.00</td> </tr> <tr> <td><input type="checkbox"/> 169 Think Tank (133 Circuits) \$3.50</td> <td><input type="checkbox"/> 169A Think Tank Vol. 2 \$3.00</td> </tr> <tr> <td><input type="checkbox"/> 168 Fact Cards (#34-66) \$3.00</td> <td><input type="checkbox"/> 168C Fact Cards (#67-99) \$3.00</td> </tr> <tr> <td><input type="checkbox"/> 168D Fact Cards (#100-132) \$3.00</td> <td><input type="checkbox"/> 167 Designing With IC's \$4.00</td> </tr> <tr> <td><input type="checkbox"/> 166 Collected Works of Mohammed Ulysses
Fips(62 pages, April Fools Collection) \$5.00</td> <td><input type="checkbox"/> 165 How to Repair CD Disc Players \$5.00</td> </tr> <tr> <td><input type="checkbox"/> 164 Modern Electrics (April 1908) \$3.00</td> <td><input type="checkbox"/> 163 Receiving Satellite TV \$5.00</td> </tr> <tr> <td><input type="checkbox"/> 162 Build Your Own Satellite TV Receiver \$5.00</td> <td><input type="checkbox"/> 161 Descrambling (Feb. 1984) \$4.00</td> </tr> <tr> <td><input type="checkbox"/> 160 New Ideas - 42 Circuits \$3.50</td> <td><input type="checkbox"/> 159 Low Frequency Receiving Techniques
Building and using VLF Antennas \$5.00</td> </tr> <tr> <td><input type="checkbox"/> 158 Electro Importing Co. Catalog
(Circa 1918) \$5.95</td> <td><input type="checkbox"/> 157 All About Kits \$2.00</td> </tr> <tr> <td><input type="checkbox"/> 156 How To Make PC Boards \$2.00</td> <td><input type="checkbox"/> 154 How To Repair VCR's \$3.50</td> </tr> </tbody> </table> | REPRINTS | REPRINTS | <input type="checkbox"/> 174 Electronics Comics (The Best of) \$2.00 | <input type="checkbox"/> 173 From Not-Working to Networking
Troubleshooting Local-Area Networks \$5.00 | <input type="checkbox"/> 172 33 Bench-Tested Circuits \$2.00 | <input type="checkbox"/> 171 36 Time Tested Circuits \$2.00 | <input type="checkbox"/> 170 High-Voltage Projects for Fun and
Science Book 1 \$4.00 | <input type="checkbox"/> 170A High-Voltage Projects for Fun and
Science Book 2 \$4.00 | <input type="checkbox"/> 169 Think Tank (133 Circuits) \$3.50 | <input type="checkbox"/> 169A Think Tank Vol. 2 \$3.00 | <input type="checkbox"/> 168 Fact Cards (#34-66) \$3.00 | <input type="checkbox"/> 168C Fact Cards (#67-99) \$3.00 | <input type="checkbox"/> 168D Fact Cards (#100-132) \$3.00 | <input type="checkbox"/> 167 Designing With IC's \$4.00 | <input type="checkbox"/> 166 Collected Works of Mohammed Ulysses
Fips(62 pages, April Fools Collection) \$5.00 | <input type="checkbox"/> 165 How to Repair CD Disc Players \$5.00 | <input type="checkbox"/> 164 Modern Electrics (April 1908) \$3.00 | <input type="checkbox"/> 163 Receiving Satellite TV \$5.00 | <input type="checkbox"/> 162 Build Your Own Satellite TV Receiver \$5.00 | <input type="checkbox"/> 161 Descrambling (Feb. 1984) \$4.00 | <input type="checkbox"/> 160 New Ideas - 42 Circuits \$3.50 | <input type="checkbox"/> 159 Low Frequency Receiving Techniques
Building and using VLF Antennas \$5.00 | <input type="checkbox"/> 158 Electro Importing Co. Catalog
(Circa 1918) \$5.95 | <input type="checkbox"/> 157 All About Kits \$2.00 | <input type="checkbox"/> 156 How To Make PC Boards \$2.00 | <input type="checkbox"/> 154 How To Repair VCR's \$3.50 |
|--|---|----------|----------|--|---|--|---|---|--|---|--|---|--|--|---|---|---|---|--|--|--|---|---|---|--|---|---|
| REPRINTS | REPRINTS | | | | | | | | | | | | | | | | | | | | | | | | | | |
| <input type="checkbox"/> 174 Electronics Comics (The Best of) \$2.00 | <input type="checkbox"/> 173 From Not-Working to Networking
Troubleshooting Local-Area Networks \$5.00 | | | | | | | | | | | | | | | | | | | | | | | | | | |
| <input type="checkbox"/> 172 33 Bench-Tested Circuits \$2.00 | <input type="checkbox"/> 171 36 Time Tested Circuits \$2.00 | | | | | | | | | | | | | | | | | | | | | | | | | | |
| <input type="checkbox"/> 170 High-Voltage Projects for Fun and
Science Book 1 \$4.00 | <input type="checkbox"/> 170A High-Voltage Projects for Fun and
Science Book 2 \$4.00 | | | | | | | | | | | | | | | | | | | | | | | | | | |
| <input type="checkbox"/> 169 Think Tank (133 Circuits) \$3.50 | <input type="checkbox"/> 169A Think Tank Vol. 2 \$3.00 | | | | | | | | | | | | | | | | | | | | | | | | | | |
| <input type="checkbox"/> 168 Fact Cards (#34-66) \$3.00 | <input type="checkbox"/> 168C Fact Cards (#67-99) \$3.00 | | | | | | | | | | | | | | | | | | | | | | | | | | |
| <input type="checkbox"/> 168D Fact Cards (#100-132) \$3.00 | <input type="checkbox"/> 167 Designing With IC's \$4.00 | | | | | | | | | | | | | | | | | | | | | | | | | | |
| <input type="checkbox"/> 166 Collected Works of Mohammed Ulysses
Fips(62 pages, April Fools Collection) \$5.00 | <input type="checkbox"/> 165 How to Repair CD Disc Players \$5.00 | | | | | | | | | | | | | | | | | | | | | | | | | | |
| <input type="checkbox"/> 164 Modern Electrics (April 1908) \$3.00 | <input type="checkbox"/> 163 Receiving Satellite TV \$5.00 | | | | | | | | | | | | | | | | | | | | | | | | | | |
| <input type="checkbox"/> 162 Build Your Own Satellite TV Receiver \$5.00 | <input type="checkbox"/> 161 Descrambling (Feb. 1984) \$4.00 | | | | | | | | | | | | | | | | | | | | | | | | | | |
| <input type="checkbox"/> 160 New Ideas - 42 Circuits \$3.50 | <input type="checkbox"/> 159 Low Frequency Receiving Techniques
Building and using VLF Antennas \$5.00 | | | | | | | | | | | | | | | | | | | | | | | | | | |
| <input type="checkbox"/> 158 Electro Importing Co. Catalog
(Circa 1918) \$5.95 | <input type="checkbox"/> 157 All About Kits \$2.00 | | | | | | | | | | | | | | | | | | | | | | | | | | |
| <input type="checkbox"/> 156 How To Make PC Boards \$2.00 | <input type="checkbox"/> 154 How To Repair VCR's \$3.50 | | | | | | | | | | | | | | | | | | | | | | | | | | |

To order any of the items indicated above, check off the ones you want. Complete the order form below, include your payment, check or money order (DO NOT SEND CASH), payable to and mail to Claggk Inc., Reprint Department, P.O. Box 4099, Farmingdale, NY 11735.

Please allow 4-6 weeks for delivery.

To place a credit card order by phone, Visa or MasterCard only.

CALL: 516-293-3751.

To use your Visa or Mastercard, complete the following:

Bill my Visa Mastercard

Card No. _____

Exp. Date _____

Signature _____

MAIL TO: Claggk Inc.

Reprint Bookstore, P.O. Box 4099, Farmingdale NY 11735

SHIPPING CHARGES IN USA & CANADA

\$0.01 to \$5.00..... \$2.00	\$30.01 to 40.00 \$6.00	SORRY — We only ship to USA & Canada
\$5.01 to \$10.00..... \$3.00	\$40.01 to 50.00 \$7.00	
\$10.01 to 20.00..... \$4.00	\$50.01 and above... \$8.50	
\$20.01 to 30.00..... \$5.00		

Total price of merchandise	\$ _____
Shipping Charge (see chart)	\$ _____
Subtotal	\$ _____
Sales Tax (New York State Residents only)	\$ _____

Name _____

Total Enclosed..... \$ _____

Address _____

City _____ State _____ Zip _____

X-RAYS

continued from page 30

duced also depends on the size of the tube and the impressed voltage. However, Crookes discovered that the cathode rays could cast a shadow on fluorescent material at the end of the tube.

Crookes' demonstrations inspired other scientists to experiment with cathode rays passing through glass tubes with partial vacuums, gas, and combinations of these. The flow of electricity in the Crookes tubes was initiated by an induction coil. Figure 1 is a simplified diagram of the tube and its power supply. The electrons that formed the current originated at the cathode and passed through the partial vacuum to the anode.

Ironically, photographic plates that Crookes kept in his laboratory were mysteriously fogged and ruined, although they were in protective containers, but he never knew why. Thus, he missed his opportunity to discover of X-rays. The effects he produced could not be explained with the physics of the day—much as science today cannot explain the phenomena known as ball lightning.

Now back to Professor Röntgen. On that fateful day in 1895, he set out to study discharge from a Crookes tube so he could explain the phenomena. His apparatus was the same as that used by Crookes (shown in Fig. 1), and it included a Ruhmkorff coil. Because the Crookes tube glowed slightly when the current flowed, Röntgen darkened the room to see the glow better. He also covered the end of the tube with black cardboard to block the cathode rays.

However, much to his annoyance he noticed a fluorescent glow from a sheet of paper coated with a barium salt across the room. He looked around for the cause of the fluorescence and saw only that the Crookes tube was operating. But the end of the tube was still covered. He shut off the power and saw that

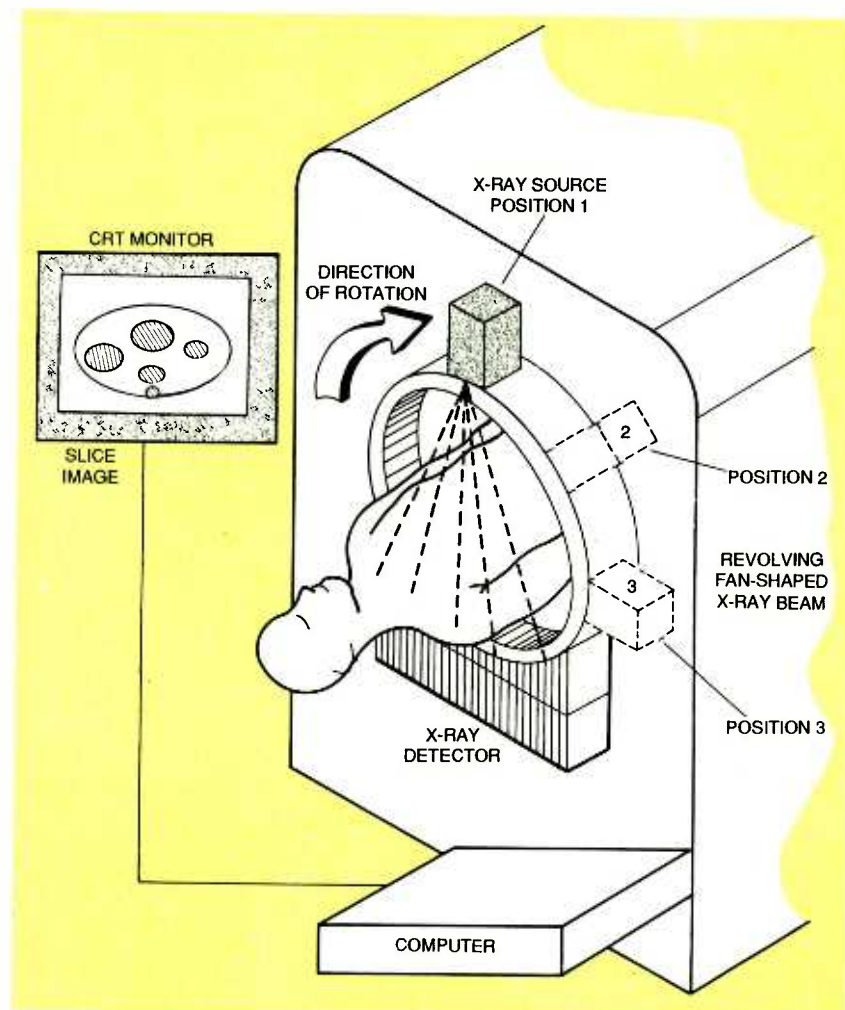


FIG. 3—A COMPUTED TOMOGRAPHY SYSTEM has an X-ray scanner that revolves around the patient. Data taken from the scanner is processed by computer to form a cross-section image of a "slice" of the human body, eliminating X-ray shadows.

the glow of the paper faded, and the room was dark again.

After turning the tube back on the greenish glow reappeared. He put a book in front of the tube and the paper still glowed. Then he replaced the book with a block of wood and even used rubber as a shield, but the strange radiation passed right through. He then put a box of laboratory weights in front of the tube and found that dark silhouettes of the weights showed up on the paper screen.

Finally, he placed his hand between the tube and distant coated paper and was astonished to see the faint outline of the flesh of his hand and the dark outline of the bones. Next, he made the first intentional X-ray photograph by asking his wife to put her hand between

the tube and a photographic plate. That's when he knew he was on to something.

His observations drove Dr. Röntgen to carry out more experiments to confirm that what he saw actually happened and could be reproduced. The Crookes tube was indeed the source of the mysterious invisible rays. Because, at the time, he could not explain them, he called them X-rays. At the end of December in 1895 Professor Röntgen submitted his first paper on the mysterious rays.

In January of 1896 Professor Röntgen gave the first public demonstration of X-rays. Soon scientists in laboratories around the world had duplicated his results. More than a thousand scientific articles were published on X-rays within a year of their discovery!

Although Professor Röntgen never became wealthy as a result of his discovery, he did gain the recognition of the world's scientific community. In 1901, Dr. Röntgen became the first physicist to receive a Nobel prize. However, in 1903 a French scientist, Antoine Becquerel, also received a Nobel prize for the discovery of *natural radiation*. Today this term means radioactivity and it includes alpha, beta, and gamma rays. Gamma rays are more energetic than X-rays and they generally have shorter wavelengths and higher frequencies. Otherwise, they have the same general characteristics.

X-ray apparatus

Figure 1 shows that the Crookes tube was pretty simple. It was, in effect, a vacuum tube diode without a plate. Electrons emitted from the cathode are accelerated by the charge on the anode, which in his tube was only a wire. Thus, some of the radiation bypasses the small anode and exits through the end of the glass tube. If the voltage on the anode is high enough, X-rays will be produced by the collision of electrons with the glass of the tube.

Figure 2 is a simplified diagram of a modern X-ray tube. When high-speed electrons strike a massive target such as one made of lead or tungsten, X-rays are generated. This X-ray tube contains a heated cathode that emits electrons as in most vacuum tubes and the anode target, typically made of tungsten embedded in a water-cooled copper block. The tungsten resists the destructive effects of heat caused by the energetic electron bombardment. The anode surface is beveled to deflect the X-rays, and the gap between the cathode and the anode is only a few inches.

The heated cathode emits electrons, and the anode has a positive voltage. It is essentially a vacuum-tube diode. A high-voltage power supply accelerates the electrons which strike the anode at an angle of about 45°. As a consequence, X-rays are scattered in all directions,

WHAT ARE X-RAYS?

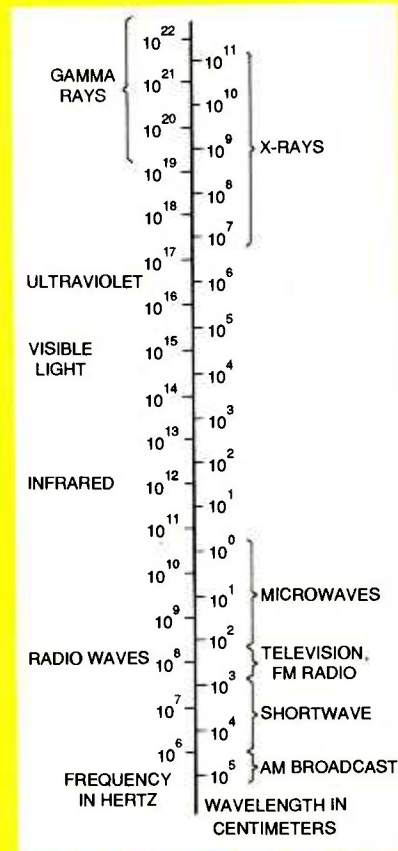
X-rays are electromagnetic radiation with properties similar to light, but with much shorter wavelengths (from about 10⁻⁷ to 1-10 centimeters or 0.1 to 100 angstroms). These wavelengths are shorter than ultraviolet but not as short as some gamma rays at the far end of the spectrum. There is some overlap in frequency and wavelength between gamma and X-rays. Longer wavelength X-rays are termed "soft" and shorter wavelengths are termed "hard."

X-rays are usually generated by accelerating electrons to a high velocity and suddenly stopping them by collision with a metal target. The resulting bombardment of the atoms in the target causes the atoms to lose energy, and this energy is radiated as X-rays of a definite wavelength.

Gamma rays behave essentially the same way as X-rays, but they have higher energy. Grouped with alpha (positive) and beta (negative) rays, they are considered to be *natural rays* that radiate from radium, uranium, and other natural substances. By contrast X-rays are considered to be *man-made* because they can be derived from tubes, synchrotrons and even lasers. X-rays are produced when a stream of electrons strikes a target. This was the glass tube in the Crookes tube and is the tungsten anode in the modern X-ray tube.

X-rays propagate through a vacuum in the same way and at the same speed as other forms of electromagnetic radiation, including visible light. However, X-ray photons contain a considerable amount of energy, giving them exceptional penetrating power in comparison with visible light and radio waves.

X-rays, like ultraviolet rays and gamma rays, can cause severe burns and even cancer. Lead shields provide the usual protection against the frequencies



ELECTROMAGNETIC SPECTRUM showing the position of X-rays with respect to ultraviolet and gamma rays at the far end of the spectrum.

and strengths of X-rays encountered in hospital and dentist and physician offices. Nevertheless, carefully controlled X-rays are used to treat cancers.

but most focused into a cone whose axis is at right angles to the centerline of the tube.

Conventional X-ray radiograms view the body from only one angle. The rays are absorbed (shadowed) by dense objects like bones, artificial joints, and metal foreign objects. However, the softer tissues—muscles, organs, and skin are more easily penetrated. X-ray films or radiograms represent the amount of X-ray penetration with different gray (intensity) levels.

Over the past 20 years, the introduction of image-intensifier technology in X-ray machines has permitted a significant reduction in the duration

and intensity the X-ray to which the patient are exposed without sacrificing picture sharpness and quality.

Some new X-ray systems include electronics that can scan and digitize the image and send signals to a closed circuit television set for such functions as real-time inspection of welds without endangering the operator of the inspection equipment.

Some X-ray systems include electronics that can scan the image and, by means of Xerography, produce an instant picture on paper. This saves the time lost and expense of manually developing a photographic film. These systems are not like-

ly to replace conventional X-ray equipment because there is a tradeoff in detail. However, they can cut the cost of routine physical exams, and they can be lifesavers in situations where surgeons are treating severe trauma victims. No time is lost waiting for a negative to be developed.

Directions in X-ray technology

One of the most innovative X-ray systems developed within the past 25 years is computer-aided tomography, now generally called computed tomography (CT). This system, a marriage between the X-ray machine and a computer, converts signals generated by X rays into video images of a cross section of a patient. Figure 3 is a simplified diagram of the system showing its principal component, an X-ray source and detector array mounted on a scanning ring that so they revolve 360° around the patient is a single plane.

The patient is placed within the frame as shown in Fig. 3. The X-rays are focused in a thin fan-shaped beam that penetrates the patient's body. When the circular frame rotates, all sides of the patient are exposed to X rays. The sensitive detectors opposite the source convert the changing patterns of radiation received from the scanner into digital signals. A computer with a specialized applications program processes the data from the detectors and compares the views from many source positions to create a single video image on the monitor. The monitor presents a cross section or "slice" view of the patient's body. Because all sides of the internal bones, organs and tissues are exposed to X rays, no parts of the body are in "shadow." The patient can be positioned inside the scanner so images can be taken from head to foot. Multiple images permit the creation of 3-D images.

The later development of magnetic resonance imaging (MRI), based on the phenomenon of nuclear resonance, has stolen some of the thunder from computed tomography. However,

the systems do not perform the same functions. Thus, the images gained from one can supplement the images obtained from the other to provide additional information valuable to surgeons performing certain critical operations. CT and MRI images can even be superimposed.

X-ray lithography

X-ray lithography is a process for transferring mask patterns to a resist-covered semiconductor wafer as an alternative to the more conventional ultraviolet-light lithography. It is also an alternative to electron-beam lithography. The shorter X-ray wavelengths of 10 to 50 angstroms vs. 2000 to 3000 angstroms for ultraviolet light minimize diffraction and extend the useful range of lithography toward the goal of 0.1 micrometer features on integrated circuitry. Optical lithography is expected to reach its limit at feature sizes shorter than 0.25 micrometer.

IBM, Motorola, and several Japanese electronics giants are actively developing synchrotron-based IC fabrication. Synchrotrons are X-ray sources that are expected to cost between \$25 and \$50 million. The magnetic fields of the synchrotron accelerate subatomic particles such as electrons and positrons to speeds that approach that of light. The speeding particles emit X-rays when the magnetic field lines are perpendicular to the direction of the particles.

X-ray equipment manufacturers and at least three laboratories are developing lower-cost sources of X-rays than synchrotrons. They will be equipped with hardware to reflect, collimate, and manipulate X-rays for chip fabrication.

Multiple application

X-ray diffraction is a phenomena used in the study and identification of materials. A beam of X-rays is diffracted when passed through the regular lattice structure of crystals. Characteristic diffraction patterns can be obtained for each

crystalline material in the form of curved lines on photographic film.

An X-ray fluorescence absorptiometer measures the thickness of plating such as tin on steel. The primary X-ray beam is directed at the coating, causing the base metal to fluoresce. The resulting secondary radiation from the fluorescence is partially absorbed by the coating, giving an indication of its thickness.

X-ray spectrometers are instruments that direct X-rays at material specimens and measure the wavelengths of the various components of those materials for analysis. X-ray thickness gages measure the thickness of moving materials such as sheet steel during processing without making contact with the sheet. An X-ray beam directed through the sheet is absorbed in proportion to thickness of the material

Directions in X-rays

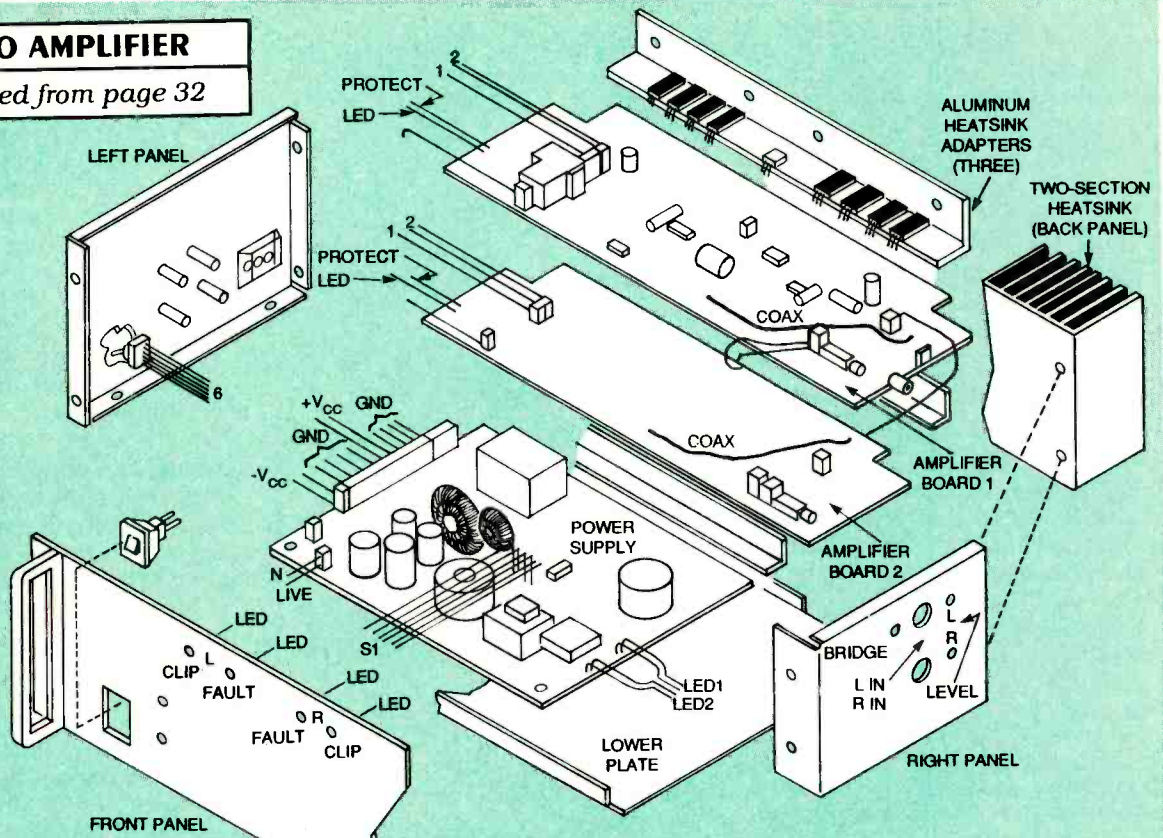
An exciting new area of research is the X-ray laser. X-ray lasers already exist, but they are not yet practical devices. Some experimental versions fill a complete building. Scientists in the United States, Great Britain, France, Germany, Russia, China, and Japan have been working on various designs for years, and they seem undaunted by the technical difficulties that must be overcome.

An X-ray laser microscope would give biologists a new research tool. Conventional microscopes are limited by the wavelength of visible light, which is a thousand times longer than that of X-rays. Electron microscopes can approach X-rays in their ability to distinguish detail, but the specimen must be stained, dead, and mounted on a slide. The X-rays from a laser could penetrate living cells permitting holographic 3-D photos to be taken of structures within the cell's plasma. Details could be resolved to a billionth of a meter.

X-ray lasers might also etch electronic circuits one-thousandth the size of those being made today. Ω

AUDIO AMPLIFIER

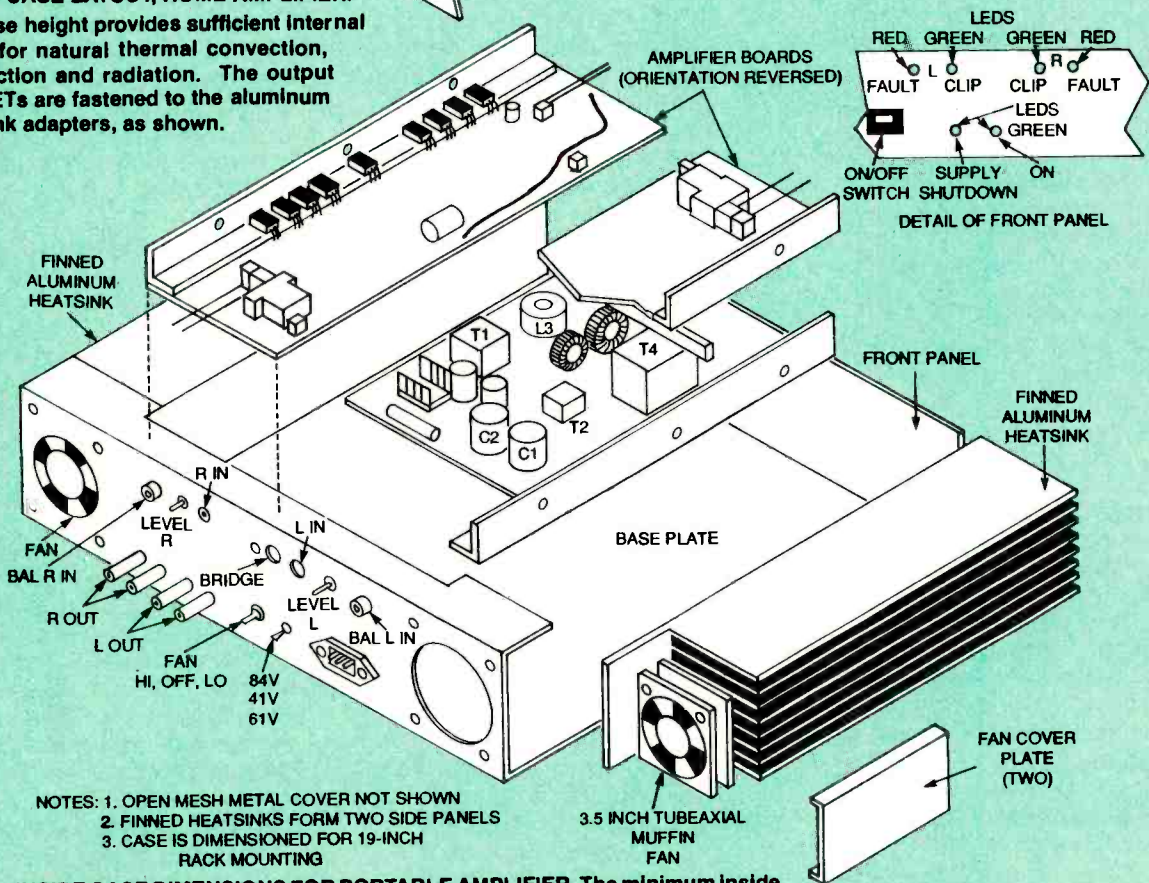
continued from page 32



NOTES: OPEN MESH STEEL COVER NOT SHOWN

FIG. 8—CASE LAYOUT, HOME AMPLIFIER.

The case height provides sufficient internal space for natural thermal convection, conduction and radiation. The output MOSFETs are fastened to the aluminum heatsink adapters, as shown.



NOTES: 1. OPEN MESH METAL COVER NOT SHOWN
 2. FINNED HEATSINKS FORM TWO SIDE PANELS
 3. CASE IS DIMENSIONED FOR 19-INCH RACK MOUNTING

FIG. 9—INSIDE CASE DIMENSIONS FOR PORTABLE AMPLIFIER. The minimum inside dimensions are given for a case to be made by you or purchased. The locations for mounting the three heatsink adapters in this case are also given.

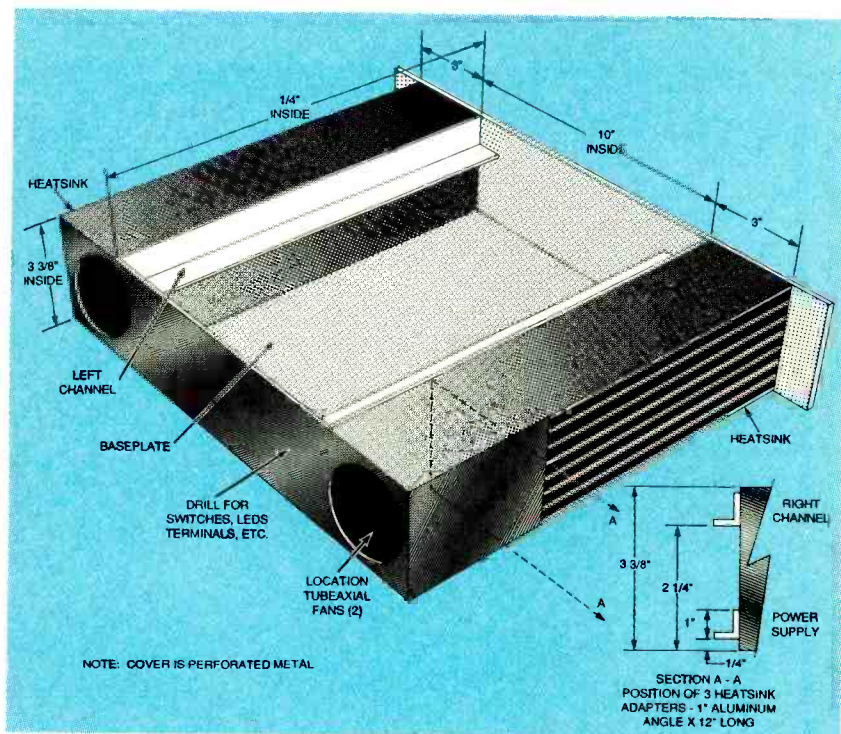


FIG. 10—CASE LAYOUT, PORTABLE AMPLIFIER. Two 3½-inch, muffin-type cooling fans permit a case height of only 3½-inches. The output MOSFETs are fastened to aluminum heatsink adapters, as shown.

its minimum inside dimensions. Figure 10 is the assembly drawing of this version, comparable to Fig. 8, presenting the same kinds of information. Note that the locations for mounting the cooling fans are indicated in that drawing.

Heatsinks and fans

Both the amplifiers and the switching power supply boards were designed with the mounting holes for the power transistors to be located at their edges. As stated in part 1 of this article, the transistors, when soldered in place, are bolted to the heatsink adapters.

Figures 7 and 9 show the mounting locations for the three heatsink adapters within the cases, and Figs. 8 and 10 show how the output transistors are mounted on the adapters. The adapters are fastened directly to the heatsinks in both packaging versions of the amplifier.

Cut the 1-inch aluminum angle stock to obtain three 12-inch lengths. Use either the circuit boards or the artwork for the circuit boards as drilling templates to locate the mounting

holes for the power MOSFETs on the inside lower surface of each adapter, as shown in Figs. 8 and 10. Drill those holes with an appropriate sized drill bit. Then drill the four holes in the opposite surfaces of the angles for mounting them to the heatsink or heatsinks, depending on the case selected. Carefully deburr all holes.

If you do not have access to the facilities or equipment necessary to build the metal case of your choice, a standard 19-inch rack-mount case can be purchased and modified. It might be necessary to do some mechanical design work to adapt the circuit boards to the purchased case.

The inside dimensions of the case can be larger than the minimum values shown in Figs. 8 and 10, but it is not recommended that they be smaller because of possible mechanical interference and thermal problems. To obtain sufficient natural thermal convection and conduction in the home version, a larger heatsink area is required than that for the fan-cooled portable version, and the overall case height is higher.

After building or purchasing the metal case for the version you intend to build, drill the holes for the panel-mounted switches, jacks, LEDs and other components as well as access holes for external adjustments, as required. Mount the off-board components on the panels of the case, as shown in either Figs. 8 or 10, and set the case aside. Do not wire the panel mounted components to the circuit boards at this time.

Convection-cooled case

Figure 8 shows how the two amplifier boards in the convection-cooled amplifier are stacked one above the other in the same orientation. The switching power supply is mounted on the baseplate. It will be necessary to solder in point-to-point hookup wires to light the-panel mounted LEDs in this version.

Forced-air-cooled case

Figure 10 shows the board arrangement for the forced-air cooled version of the amplifier. If you build this version, drill the holes necessary for mounting the two 3.5-inch muffin-type fans within the case and provide access holes in the case for wiring them.

Power supply testing

Examine the completed power supply circuit board for the correct placement of all components, the correct orientation of all polarized components, and the absence of any inadvertent solder bridges or cold solder joints. Make any corrections necessary at this time before proceeding.

Fasten the transistors to the aluminum heatsink adapter with nuts and bolts, placing mica electrical insulators and a film of silicone grease between the device tabs and the heatsink adapter. Verify that there are no short circuits between the transistors and the heatsink adapter.

Next, install fuses F1 and F2 in their holders, but do not install fuse F3 at this time. Be sure that jumper J1 is installed for 120-volt AC-line operation.



Plug a Friend into
Electronics
NOW
and Save \$26.03*

This Christmas give an electrifying gift ... plug a friend into Electronics Now and brighten the whole new year! Whether electronics is your friend's livelihood or hobby, your gift will illuminate the whole spectrum of electronics throughout the coming year and provide a monthly reminder of your friendship.

Electronics Now will keep your friend informed and up-to-date with new ideas and innovations in all areas of electronics technology ... computers, video, radio, stereo, solid state devices, satellite TV, industrial and medical electronics, communications, robotics, and much, much more.

We'll provide great plans and printed circuit patterns for great electronic projects. In just the last year, Electronics Now has presented amateur TV equipment, computer peripherals, microcontroller programmers, test equipment, audio amplifiers, telephone projects, relay circuits and much more.

PLUS ... equipment troubleshooting techniques ... circuit design ... reports on new technology and products ... equipment test reports ... in-depth coverage on computers, video, audio, vintage radio ... and lots more exciting features and articles.

SAVE \$26.03* ... OR EVEN \$52.06* ... For each gift of Electronics Now you give this Christmas, you save a full \$26.03* off the newsstand price. And as a gift donor, you're entitled to start or extend your own subscription at the same Special Holiday Gift Rate—you save an additional \$26.03*!

No need to send money ... if you prefer, we'll hold the bill till January, 1996. But you must rush the attached Gift Certificate to us to allow time to process your order and send a handsome gift announcement card, signed with your name, in time for Christmas.

So do it now ... take just a moment to fill in the names of a friend or two and mail the Gift Certificate to us in its attached, postage-paid reply envelope. That's all it takes to plug your friends into a whole year of exciting projects and new ideas in Electronics Now!

*Basic sub rate — 1 yr/\$19.97 2 yrs/\$38.97

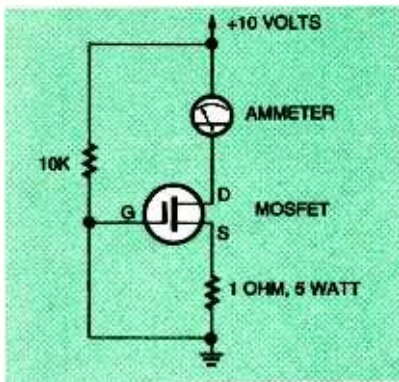


FIG. 11—MOSFET MATCHING CIRCUIT. After the 10-kilohm potentiometer is set to 0.5 to 1.0 amperes, the MOSFETs are measured for gate voltage or drain current so they are matched within 10% of their measured values.

Apply the AC input power by turning on the switch. *Caution:* Exercise extreme caution while handling the power supply board or any components on the board when making electrical measurements. The input circuitry of the power supply is connected directly to the power line, so contact will expose you to life-threatening electrical shock.

With a voltmeter, measure at the input to fuse F3 with respect to the ground side of capacitor C2, and verify that +320 volts is present. Also, measure the output of voltage regulator IC3 with respect to the board's ground, and verify that +15 volts is present. Double check to verify that transformer T2 is oriented as shown on Fig. 3. Turn off the input power and install fuse F3.

Install one 5-kilohm, 10-watt resistor per bus to provide a light load for the switching power supply. Set switch S2 to the 41-volt position, and apply AC line power. Verify that ± 41 volts is present at the power supply output. Switch S2 to ± 58 volts and ± 82 volts, and verify that each of those voltage appears at their output terminals. Temporarily connect the shutdown input pin to +15 volts, and verify that the output is turned off.

Amplifier testing

The amplifier test procedure calls for each amplifier board to be tested first before the output

transistors are installed. Begin the test procedure by verifying that all of the components have been correctly installed in their specified locations and that all polarized components have been oriented correctly. Then carefully examine all solder joints to verify that there are no inadvertent solder bridges or cold solder joints that will later cause problems. Make any corrections necessary at this time before proceeding.

Exercise patience and inspect all of your work carefully at this time. This attention to detail early on in the game will avoid the destruction of expensive components and save you disappointment with your project and perhaps hours of troubleshooting later.

Install $\frac{1}{2}$ -ampere amplifier fuses F1 and F2. Temporarily connect the power supply to an amplifier board and verify that the polarities are correct. For these tests you might want to use the current limiting capabilities of the power supply for extra protection. This can be done by placing a jumper on the power supply board between the junction of R17 and R18 and the junction of D5 and D9.

Apply power to the circuit and measure the ± 15 -volt supplies on the board and the ± 30 volts at the input stages. Do all probing carefully, because if the probe slips, you could cause a destructive short circuit between two pins.

Carefully measure the voltages across diodes D7 and D8. The voltage values should be between 3 and 5 volts. Adjust trimmer potentiometer R18 until the voltages are each less than or equal to 3.5 volts. If you have a signal generator and an oscilloscope available, perform an additional valuable test by applying a small-signal voltage of 5 to 10 millivolts at a frequency of 1 kHz at the input and check for drive signals at the emitters of transistors Q14 and Q15.

Because the amplifier is open-loop at this time, the drive signals can easily be overloaded. The drive signal should appear as a train of squarwaves with

an amplitude of about 12 volts peak-to-peak, as limited by diodes D7 and D8.

If all the tests have been passed satisfactorily, it is time to mount the matched output MOSFETs Q16 to Q23. Matched MOSFETs can be obtained from the source given in the Parts List, or you can match them by first building the simple matching circuit shown in Fig. 11. After the 10-kilohm potentiometer is set to 0.5 to 1.0 amperes, measure the MOSFETs for gate voltage or drain current. They must be matched within 10% of their measured values.

Install the matched MOSFETs on the aluminum heatsink adapters as shown in either Fig. 8 or Fig. 10 with nuts, lockwashers, and screws, after first placing mica thermal conducting washers and a film of silicone grease between the transistor tabs and the heatsink adapter. With an ohmmeter, measure the resistance to verify that there are no short circuits between the power transistors and the adapter.

For the home convection-cooled configuration or operations limited to 8-ohms, four output transistors per bus should be sufficient. However, if you plan to operate the amplifier in a bridging mode, or at high power with low impedance loads, include the additional MOSFETs Q26 and Q27 as well as resistors R79 and R80 in each channel.

Install a 1-ampere fuse in the F1 holder, and position a milliammeter across the terminals of the holder for fuse F2. Apply 120-volt line power at the holder terminals for fuse F2. Adjust trimmer potentiometer R18 for an "idle" current of about 200 milliamperes.

Remove the milliammeter, and install 1-ampere fuse F2. Verify that the output is within a few millivolts of ground. Apply an input signal at a low level, and verify that an amplified output appears.

If the amplifier responds as expected, replace fuses F1 and F2 with 8 ampere fuses, and repeat the tests on the second

Continued on page 150


FUNCTION GENERATOR

continued from page 36

ing would be visible when applied. Paint the front panel any color that contrasts with the labeling you apply. After applying labels, spray a thin coat of clear lacquer over the lettering to protect it from damage. When the finish is completely dry, mount the front-panel components and display board. Then attach the main PC board and power transformer to the bottom half of the case. Figure 4 shows the inside of the prototype unit.

Calibrating the generator

The accuracy of the frequency counter depends on the accuracy of the gate time. If another signal generator is avail-

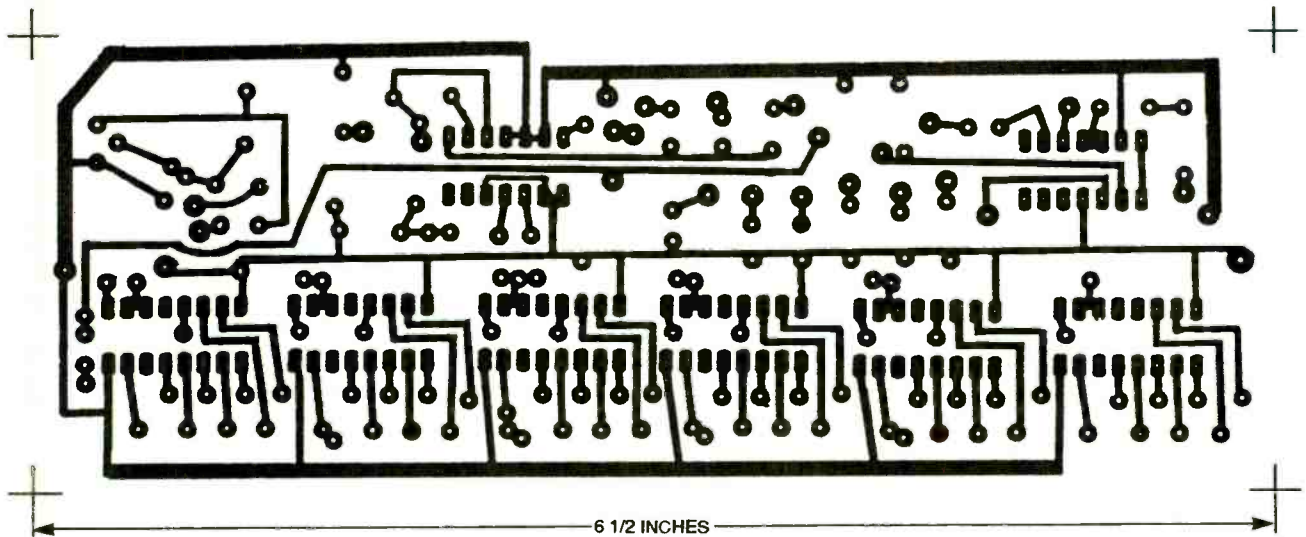


ter R1 for a 5 kHz output signal. The 8038 can now be used to calibrate the display section.

If neither test instrument is available, Fig. 5 shows a simple clock circuit based on a 555 timer IC that will produce a frequency of about 5.2 kHz. This method is not ideal, but will provide reasonably accurate results.

Operating the generator

With power on, select the signal shape desired with switch S2, the frequency range with S1, and the exact frequency with R1. With counter switch S4 in the "in" position, the output frequency will be displayed on the built-in counter, and the selected signal will be present at the output terminals. The voltage level of the output waveforms varies, with a peak-to-



able, apply a known frequency, say 5 kHz, to the frequency counter's external input. Set the sample time for 10 milliseconds (switch in C8), and adjust R6 until the display reads 00005.0. Now switch to the 100-millisecond sample time and adjust R6 for a display of 0005.00. Then switch to 1000 milliseconds and adjust R6 for a display of 005.000. Repeat this process several times to obtain the best average setting for R6.

If only a frequency counter is available, connect the output of the 8038 (IC1) to the frequency counter and adjust potentiome-

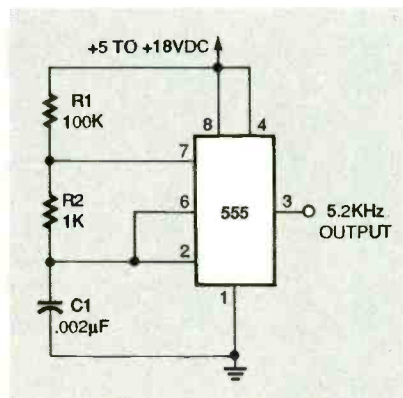


FIG. 5—THIS SIMPLE CLOCK CIRCUIT based on a 555 timer IC will produce a frequency of about 5.2 kHz, and can be used to calibrate the display section.

peak voltage of 2 volts for a squarewave, 1 volt for a sine-wave, and 4 volts for triangle wave. Those levels provide enough signal for test purposes, but do not exceed the 5.25-volt maximum for TTL ICs. Thus, the generator can be used safely with any type of logic circuit. Switch S3 sets the counter sample time and the decimal point.

With S4 in the "out" position, any signal in the frequency counter's range can be sent to the external jacks, and its frequency will be displayed. This does not affect the operation of the function generator. Ω

EEPROM PROGRAMMER

continued from page 38

pin 1 is not connected (NC), but on Microchip Technology's 28C64A, pin 1 is a ready/busy output status signal. There is potential for conflict here, but use of R2 avoids the conflict.

To handle different device densities, it is necessary to "low-justify" the desired device, and to use DPDT switch S1. Figure 2 shows the concept of low justification by overlaying the pinouts of the 24- and 28-pin device types (2816s and 2864/28256s, respectively). Returning to Fig. 1, for high-density devices (2864s and 28256s), the upper position of S1 connects the high-order address lines to the appropriate socket pins. For low-density devices (2816s), pin 26 of the socket (pin 24 of a 24-pin device) is tied to V_{CC} , and the microcontroller's \overline{WE} output is tied to pin 23 of the socket (pin 21 of the device).

Software

There are two major chunks of software in this project. One is the 8031 control program that runs on the EEP-1; the other is a communication program, called EEP1.EXE, that runs on a PC compatible. Communication between the EEP-1 and the host PC takes place at

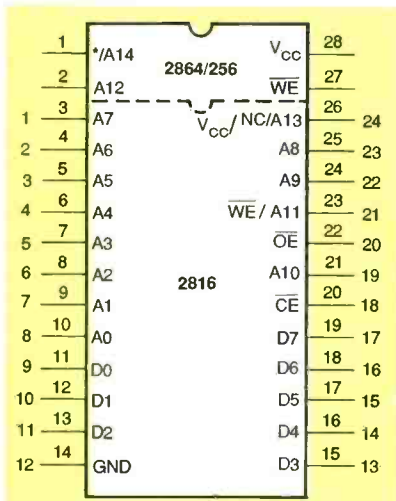


FIG. 2—PINOUTS OF 24 AND 28-PIN EEPROMs are very similar. By "low-justifying" a 24-pin device in a 28-pin socket, a single socket can do double duty.

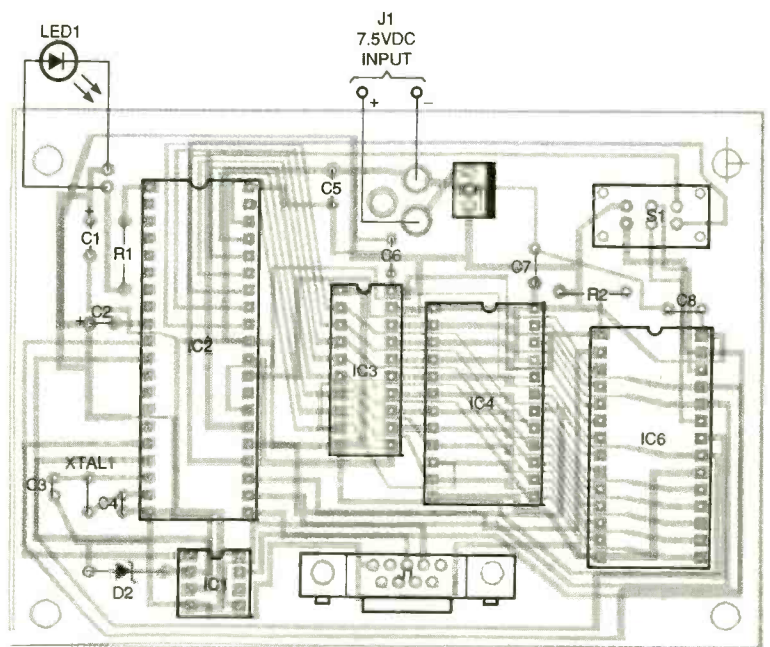


FIG. 3—PARTS-PLACEMENT GUIDE for the EEP-1. Don't solder the ZIF socket directly to the board in the IC6 location; instead, install a machined-pin socket, and insert the ZIF socket into that.




FIG. 4—COMPLETED EEPROM PROGRAMMER BOARD. The board has a screw and nut at each corner acting as legs to support it.

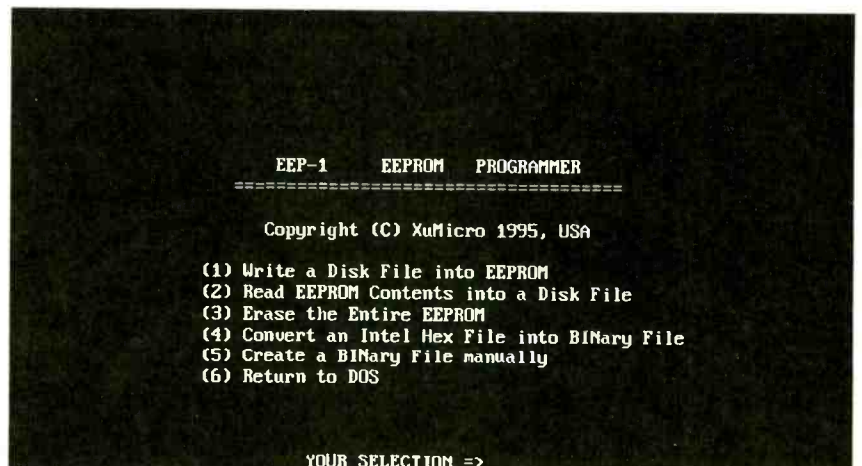
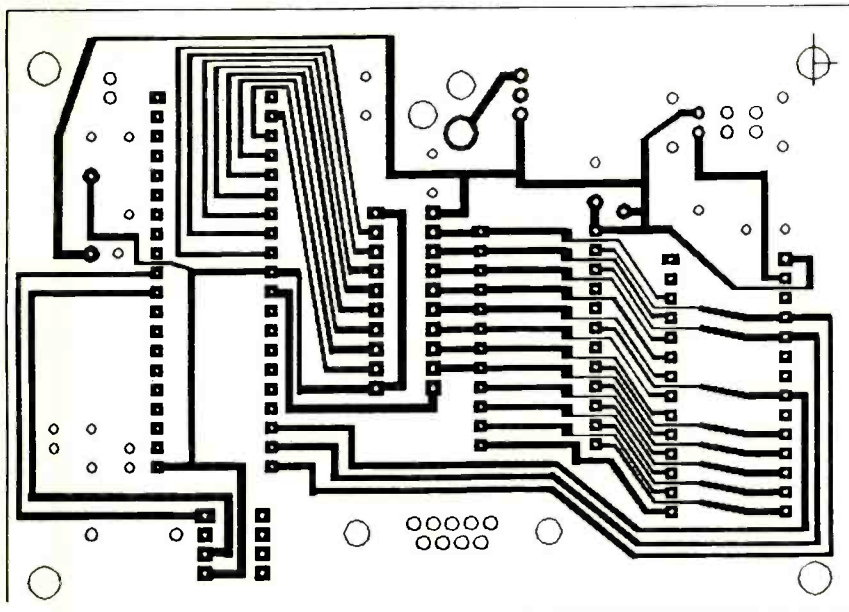
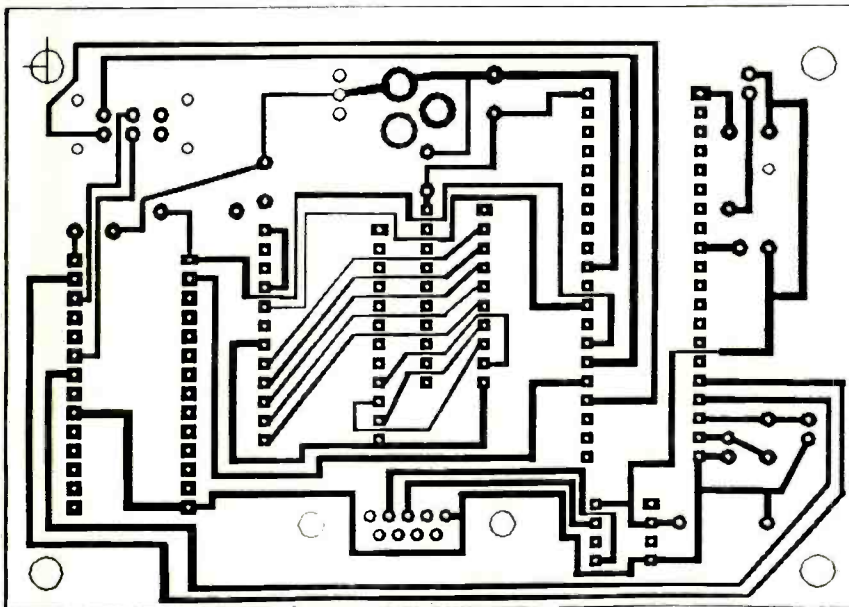


FIG. 5—MAIN MENU DISPLAY of the DOS-based program EEP1.EXE, which accepts both binary and Intel-format hex images.



COMPONENT SIDE FOIL PATTERN.



SOLDER SIDE FOIL PATTERN.

9600 bps. The host program can read disk files stored in both Intel hex (OBJ) and binary (BIN) formats.

The 8031 control program provides three basic functions: communications with the PC, reading and writing EEPROM data, and system status indication, including proper connection, completion of each step,

and so on. The system also has extensive error checking. For example, if the serial cable is not wired correctly, or is connected to the wrong COM port, the software simply won't run.

If you're building this project from scratch, download the file EEP1.ZIP from the Gernsback BBS (516-293-2283, v.32, v.42bis). It contains both the PC

PARTS LIST

All resistors are 1/4-watt, 5%.

R1—220 ohms

R2—10,000 ohms

Capacitors

C1—100 μ F, 25 volts, electrolytic

C2—4.7 μ F, 25 volts, electrolytic

C3, C4—47 pF ceramic

C5—C8—0.1 μ F ceramic

Semiconductors

IC1—DS1275 transceiver, RS-232 (Dallas Semiconductor)

IC2—8031/8051 microcontroller (Intel)

IC3—74LS573 octal D latch

IC4—2716 EPROM or 2816 EEPROM

IC5—7805 regulator, 5 volts

IC6—2816, 2864, or 28256 EEPROM

LED1—red light-emitting diode, T_{1 3/4}

D1—not used

D2—1N5817, diode, Schottky

Other components

XTAL1—3.6864 MHz crystal

S1—DPDT slide switch

J1—coaxial power jack

J2—DB9 female connector, right-angle, PC mount

Miscellaneous: Nine-conductor cable, 28-pin ZIF socket, IC sockets, wire, solder, etc.

ORDERING INFORMATION

The following items are available from G. Y. Xu, P.O. Box 14681, Houston, TX 77021:

- Assembled and tested EEP-1 programmer—\$49.95
- Complete kit including software, PCB, hardware, cable, and power adapter—\$39.95
- Software and PCB only—\$29.95
- 2816 EEPROM—\$4.50

Send check or money order. All orders add \$5.00 for shipping & handling.

host software and the 8031 control software. It also contains two sample 8031 programs that you can use to experiment with the EEP-1.

Assembly and test

A PC board should be used for this project. Foil patterns accompany this article; alternatively, double-sided boards with plated-through holes are available from the source given in the Parts List. Figure 3 shows

EEPROM VS. EPROM

The biggest difference between EPROM and EEPROM is the relative ease with which each can be programmed, erased, and reprogrammed. EPROMs typically require programming voltages ranging from 12 to 22 volts, which are not easy to come by in many digital circuits. The high programming voltage also makes in-place programming difficult. In addition, to be erased, EPROMs require exposure to special ultraviolet lamps, a time-consuming and inconvenient process.

EEPROM overcomes all those difficulties. EEPROM can be programmed from a +5-volt source, it can be programmed in place, and it can be erased (electrically!) in place. Of course, that extra capability comes at a price; for many years, EPROM offered serious cost advantages over EEPROM. But in recent years, that has changed; low-cost EEPROM is now readily available. And in some ways, it is more cost effective than EPROM.

For example, a 2764 EPROM may cost \$5.00, and can be erased and reused perhaps 100 times. By contrast, a 2864 EEPROM costing \$7.00 can be erased and reused as many as 10,000 times. Add to that the 15 minutes saved by not having to perform a UV erasure, and EEPROM starts to look like a real winner.

Here's a real-life example of the value of using both EPROM and EEPROM. The author used EEPROM extensively in developing this project. But when the software was complete, he burned it into an EPROM, and sells kits with the firmware in that format. For volume production, the cost advantage of EPROM makes sense, whereas during development, convenience and time far outweigh device cost. Ω

the parts-placement guide.

To begin construction, first insert and solder sockets for IC1 to IC4. Then install a 28-pin machined-pin socket in the IC6 position and, mount the ZIF socket in it. Next install J1, J2, and S1, and voltage regulator IC5.

Now install all remaining components, including the resistors, capacitors, and semiconductors. Make sure that you observe correct polarity for the LED and Schottky diode. Last, solder the 3.6864 MHz crystal XTAL1 in place. Figure 4 shows the completed board.

After all components have been mounted, check your work carefully for short and open circuits, and fix any mistakes.

Then, before inserting any ICs, plug in the power adapter and measure the voltage at the power-input pin of each IC. If all is well, remove power, insert all the ICs, and re-apply power; LED1 should light up. If you have access to an oscilloscope, you can check the 8031's ALE line: its frequency should be one-seventh of the crystal frequency, or about 0.53 MHz.

Using the programmer

With both PC and EEP-1 power off, connect the DB9 cable between them, and set S1 to the appropriate position. Then power up EEP-1; the LED should light. Now power up the PC and run the host program. You should see a screen like that shown in Fig. 5.

Note that when programming EEPROMs, the host software accepts both binary and ASCII-encoded, Intel-format hexadecimal object files. With a binary file, the software simply sends each byte in the file as is to the EEP-1. With an object file, the software first converts it to binary format, then sends it the programmer.

After programming an EEPROM, the EEP-1 verifies results. If successful, the host software displays an affirmative message ("EEPROM Programming Successful"). If, on the other hand, an error occurred during the process, an error message will be displayed.

Sample programs LED1.BIN and LED2.BIN are both simple control programs that make the EEP-1's LED blink. These programs can help verify correct system operation. LED1.BIN is a simple program containing only 34 bytes of code. To use it, program an EEPROM with the code. Then power down, remove the control program EEPROM (or EPROM), and insert the new EEPROM. When you power back up, the LED should blink on for two seconds, off for two seconds, on for two seconds, and so on. LED2.BIN has a more complicated blinking pattern; otherwise, the two programs are very similar. Source code for both programs is included on the diskette sold separately. Ω

AUDIO AMPLIFIER

continued from page 146

channel. If you elect to include thermal protection, mount the thermal cutouts on the heat-sink adapters now.

Final assembly

After all three circuit boards have been tested, install them already attached to their aluminum heatsink adapters in the case.

Connect the power supply and perform all point-to-point wiring for the LEDs and power output connections to their related board terminals.

Connect input power to the power supply, and connect the amplifier inputs to the jacks. Connect the amplifier protection leads to the power supply shutdown input. Carefully recheck all of your workmanship for errors and if none are found, perform the final test procedure.

Operating instructions

These special operating instruction are limited to the proper use of the switching power supply voltage select switch S2. In general, the available lower voltages have two purposes: (1) To limit the power available to sensitive loads, and (2) for driving speakers with low impedance values that might otherwise be damaged.

Some listeners prefer to limit the available power to about 100 watts into an 8-ohm load. To operate under those conditions, select the 58-volt setting. If you have speakers with impedances of 1 to 4 ohms, the power dissipation in the amplifier can be limited by setting the voltage to 41 volts.

With either alternative, the current-detection circuitry in the power supply will protect the amplifier sections whether the output is 58 or 41 volts. A momentary shutdown will occur, and a LED indicator will light if an overload condition occurs. The power supply will reset itself when the overload is removed. Ω

EEPROM PROJECTS

continued from page 40

pin drives the EEPROM's **OE** (output enable) pin.

The 8031 multiplexes its data bus with the eight low-order address lines. This means that the same pins carry both data and address information at different times during the controller's machine cycle. In particular, when IC1's **ALE** line goes low, IC2 latches the address bits on pins 32–39 of the microcontroller, and uses that information to address external program memory (IC3). At other times, pins 32–39 function as the microcontroller's data bus.

This project requires only six address lines, **A0–A5**, because the control program is only 34 bytes long, and $2^6 = 64$, nearly double the required number. (The Project II hardware is nearly identical, except that it requires an additional address line to accommodate more complex software.)

The software, shown in Listing 2, consists of three routines: the main loop, a short delay, and a long delay. The main loop simply clears bit 0 of

```

0000 ;LED1.ASM      Single blinking LED program
0000 ;Using 8031 at 3.6864 MHz (15 blinks per minute).
0000
0000          .ORG      H'0000
0000
0000 START:
0000 CLR      P1.0      ; Logic 0 at Port 1.0 (LED=ON)
0000 ACALL   DLY2      ; 2 sec Delay
0000
0000 ;
0000 SETB    P1.0      ; Logic 1 at Port 1.0 (LED=OFF)
0000 ACALL   DLY2      ; 2 sec Delay
0000 AJMP    START     ; loop back
0000
-----
0000 ; Subroutine for 10 ms Delay
0000 DLY10ms:
0000 PUSH   ACC
0000 MOV    A, #D'224
0000 LOOP:  MOV    B, #D'5
0000 LOOP1: DJNZ   B, LOOP1
0000        DJNZ   ACC, LOOP
0000        POP    ACC
0000        RET
0000
-----
0000 ; Subroutine for 2 sec delay
0000 DLY2:
0000 MOV    A, #D'200
0000 LOOP2: ACALL   DLY10ms
0000        DJNZ   ACC, LOOP2
0000        RET
0000
;
0022          .END

```

port 1, executes the long delay, turns the bit back on, calls the long delay again, and starts over. The short delay provides a delay of approximately 10 milliseconds, and the long delay, approximately 2000 milliseconds, or 2 seconds. The actual time

passed during the short delay depends on the frequency of the microcontroller's clock. A different clock frequency would require different constants in the short delay loop.

Project II

An almost identical circuit is used for Project II. The exception is that an additional address line is required to accommodate a larger control program. This program provides a more interesting blinking pattern than the previous. The overall cycle lasts six seconds. At the beginning, the LED blips on briefly two times for half a second each, separated by $\frac{1}{3}$ second. Then the LED goes off for a period of 4.7 seconds, and the cycle repeats.

Listing 3 shows the Project II program. As in Project I, the Project II software contains a main loop and several delay loops. The main loop functions as described above. The short delay here also provides a 10-millisecond delay, but instead of two nested loops, there's a single loop consisting of several NOP (no operation) instructions. There was no technical reason to rewrite the short delay; it was done just to illustrate

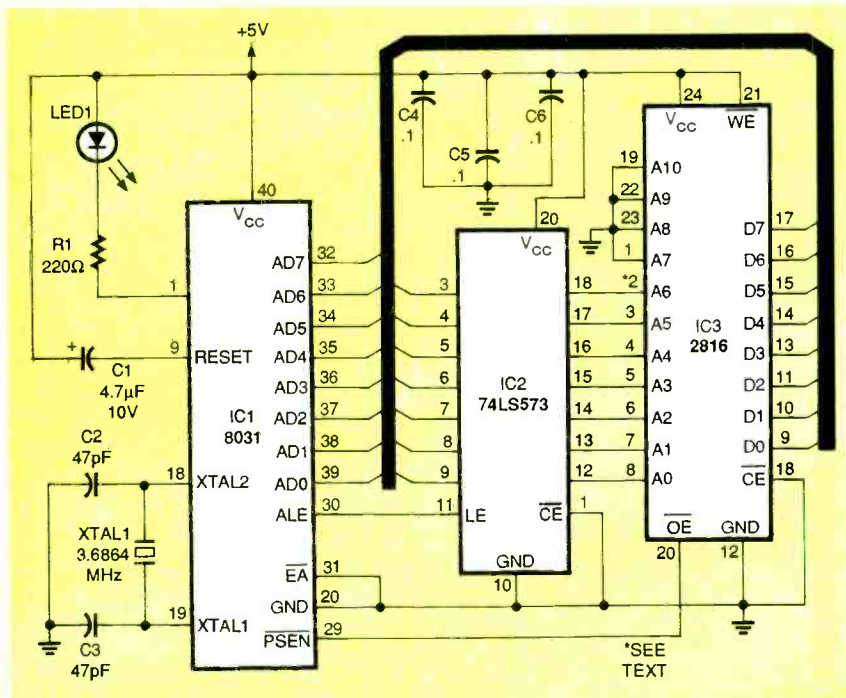


FIG. 1—THE 8031 MICROCONTROLLER has multiplexed data and address lines, hence latch IC2 is required. For Project I, only six address lines are required; for Project II, seven are required.

LISTING 3—8031 LED PROGRAM II

```

0000          ;LED2.ASM          Double blinking LED program
0000          ;Using 8031 at 3.6864 MHz (10 Double Blinks per minute).
0000
0000          .ORG          H'0000
0000
0000          START:
0000 C290          CLR          P1.0      ; Logic 0 at Port 1.0 (LED=ON)
0002 1126          ACALL         DLY1      ; .5 sec Delay
0004 D290          SETB         P1.0      ; Logic 1 at Port 1.0 (LED=OFF)
0006 112E          ACALL         DLY2      ; .3 sec Delay
0008
0008 C290          CLR          P1.0      ; Logic 0 at Port 1.0 (LED=ON)
000A 1126          ACALL         DLY1      ; .5 sec Delay
000C D290          SETB         P1.0      ; Logic 1 at Port 1.0 (LED=OFF)
000E 1136          ACALL         DLY3      ; 4.7 sec Delay
0010
0010 0100          AJMP          START    ; loop back
0012
0012          ;-----
0012          ;Subroutine for 10ms delay
0012          DLY10ms:
0012 C0E0          PUSH         ACC
0014 74FF          MOV          A, #D'255
0016
0016 LOOP:
0016 00          NOP
0017 00          NOP
0018 00          NOP
0019 00          NOP
001A 00          NOP
001B 00          NOP
001C 00          NOP
001D 00          NOP
001E 00          NOP
001F 00          NOP
0020 D5E0F3       DJNZ         ACC, LOOP
0022 D0E0          POP          ACC
0024 22          RET
0026
0026          ;-----
0026          ;Subroutine for 0.5 sec delay
0026          DLY1:
0026 7432          MOV          A, #D'50
0028
0028 LOOP1:
0028 1112          ACALL         DLY10ms
002A D5E0FB       DJNZ         ACC, LOOP1
002D 22          RET
002E
002E          ;-----
002E          ; Subroutine for 0.3 sec delay
002E          DLY2:
002E 741E          MOV          A, #D'30
0030
0030 LOOP2:
0030 1112          ACALL         DLY10ms
0032 D5E0FB       DJNZ         ACC, LOOP2
0035 22          RET
0036
0036          ;-----
0036          ; Subroutine for 4.7 sec delay
0036          DLY3:
0036 74E6          MOV          A, #D'230
0038
0038 LOOP3:
0038 1112          ACALL         DLY10ms
003A D5E0FB       DJNZ         ACC, LOOP3
003D
003D 74F0          MOV          A, #D'240
003F
003F LOOP4:
003F 1112          ACALL         DLY10ms
0041 D5E0FB       DJNZ         ACC, LOOP4
0044 22          RET
0045
0045          .END

```

PARTS LIST— PROJECTS I AND II

R1—220 ohms
C1—4.7 μF, 10 volts, tantalum
C2, C3—47 pF, disk
C4—C6—0.1 μF
IC1—8031 or 8051 microcontroller
IC2—74LS573 octal latch
IC3—2816 EEPROM
LED1—Red light emitting diode
XTAL1—3.6864 MHz crystal

the idea that there is often more than one way to solve a software problem. In this case, the Project I method is actually more efficient in terms of memory

used. Anyway, by repeatedly calling the short delay, Project II builds long delays of 0.3, 0.5, and 4.7 seconds.

Project III

The next project, shown in Fig. 2, uses an 8085 microprocessor. Functionally it is similar to Project I, because it simply blinks an LED off and on in a regular pattern.

The hardware is similar to that used in the 8031 projects. For example, the 8085 multiplexes the data bus and the low-order address lines, so a 74LS573 is required once again

(IC2). On the other hand, the 8085 has no output port like the 8031. However, the 8085 does have a pair of pins designed to be used for software-controlled serial input/output. For our purposes the serial output data (SOD) line (pin 4) will drive the LED.

One interesting feature of this project is that it has no RAM. Whereas the 8031 has 128 bytes of built-in general-purpose storage, the only writeable storage available in this project is contained within the CPU's registers. One implication of having no RAM is that there can be no stack. And if there is no stack, there can be no subroutines. So delay routines can't be called as in Project I and Project II. Instead, the delay loops must be embedded directly within the main routine of the program. So the main routine ends up doing everything: turn off LED, delay, turn on LED, delay, turn off LED, ...

PARTS LIST—PROJECT III

R1—10,000 ohms
R2—220 ohms
C1—4.7 μF, 10 volts, tantalum
C2—C4—0.1 μF
C5—22 pF
IC1—8085A microprocessor
IC2—74LS573 octal latch
IC3—2816 EEPROM
LED1—Red light emitting diode
XTAL1—1.8432 MHz crystal

As in Project I, the program is very short—only 27 bytes. So rather than running the source code through the assembler, you may simply want to create a binary file using DEBUG as outlined above. To do so, use the hex bytes in the third column of Listing 4. Because only 27 bytes are involved, only five address lines are needed ($2^5 = 32 > 27$).

Project IV

Here is yet another implementation of the blinking-LED theme, this time using a Zilog Z80A, as shown in Fig. 3. This circuit provides some interesting variations on the previous ones. First, the Z80 has separate data and address buses, so no demultiplexer is needed. On

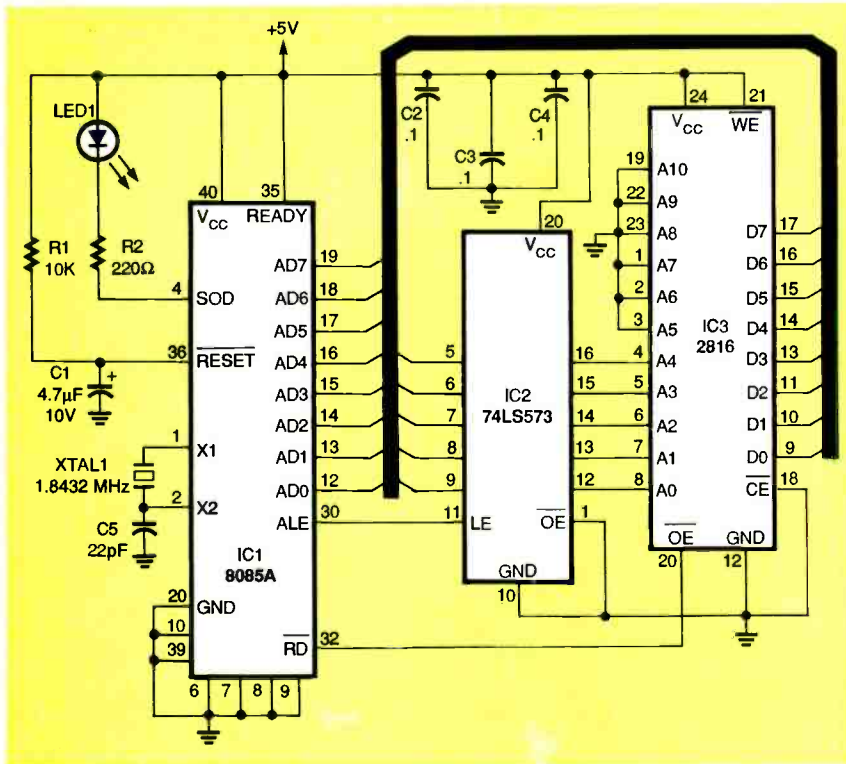


FIG. 2—THE 8085A MICROPROCESSOR requires nearly identical support circuitry, including the low-order address latch.

PARTS LIST—PROJECT IV

R1—10,000 ohms
 R2—220 ohms
 C1—4.7 μ F, 10 volts, tantalum
 C2—C4—0.1 μ F
 IC1—4-MHz crystal oscillator
 IC2—Z80A microprocessor
 IC3—2816 EEPROM
 IC4—74LS374 octal latch
 LED1—Red light emitting diode

PARTS LIST—PROJECT V

R1—100,000 ohms
 R2—R5—1000 ohms
 R6—150 ohms, 1/2-watt
 C1—33 μ F, 10 volts, tantalum
 IC1—4093 CMOS NAND gate
 IC2—7493 binary counter
 IC3—2816 EEPROM
 IC4—74LS244 octal buffer
 DISP1—MAN74A 7-segment LED display
 S1, S2—SPST switch
 XTAL1—1.8432 MHz crystal

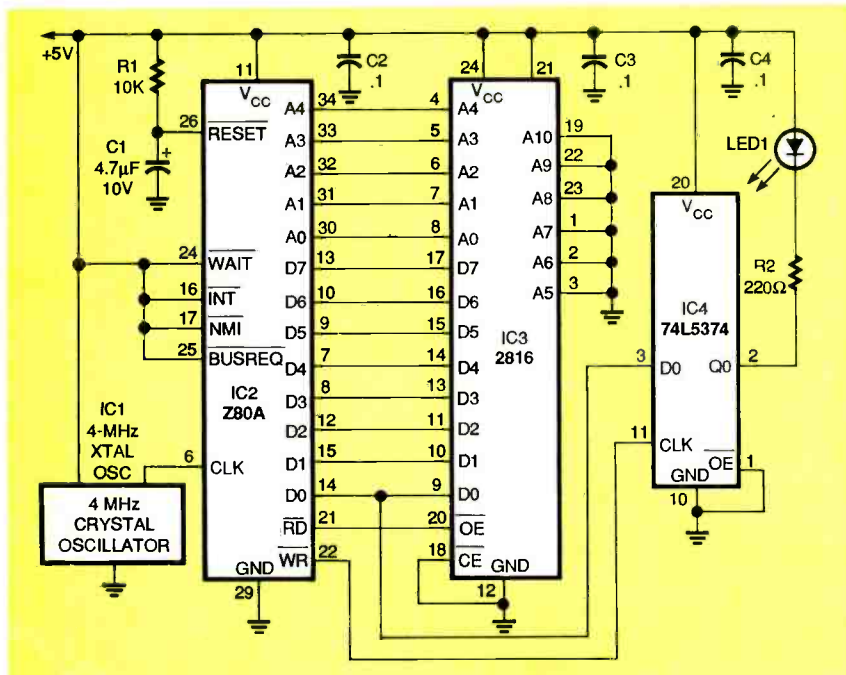


FIG. 3—THE Z80 DEMUXES THE DATA AND ADDRESS BUSES ITSELF, but requires an external crystal oscillator.

the other hand, the Z80 cannot simply run off a clock crystal; instead, it must be driven by a TTL-level clock signal.

Another difference is that the Z80 has no I/O ports whatsoever, so an external flip-flop drives the LED. Any time a Z80

program writes a value to the CPU's I/O space, the \overline{WR} line pulses low. The clock input of the flip-flop is driven by the \overline{WR} signal. Data-bus bit 0 feeds the flip-flop's "D" input. Thus, by writing a 0 or a 1, the LED can be turned on or off.

As in the previous project, this one has no RAM, so subroutine calls can't be made. To create the object code for the EEPROM, you can either assemble the ASCII source code or create a binary file directly from Listing 5 using DEBUG.

Project V

The final project has no computer intelligence. It uses a simple counter circuit to sequence through a series of sixteen EEPROM addresses. Each address contains a display pattern for a single seven-segment LED. The circuit appears in Fig. 4. Depending on whether S1 or S2 is closed, a different display pattern is generated. With S1 closed, the LED sequentially displays characters 0–F (0, 1, 2, 3, 4, 5, 6, 7, 8, 9, A, b, c, d, E, F), and then repeats. With S2 closed, the display pattern is zero to eight, back down to one, then repeat (0, 1, 2, 3, 4, 5, 6, 7, 8, 7, 6, 5, 4, 3, 2, 1, 0, ...).

The counter portion of the circuit consists of AND gate IC1 and hexadecimal counter IC2. The AND gate has Schmitt-trigger inputs, so creating an oscillator out of it is as simple as adding a resistor (R1) and a capacitor (C1). The oscillator drives the

LISTING 4—8085 LED PROGRAM

```

0001 0000 ; LED8085A.ASM
0002 0000 ; 2/19/95
0003 0000 ; -----
0004 0000 .ORG 0000H
0005 0000 AGAIN:
0006 0000 3E C0 MVI A, 0C0H ; LED = OFF
0007 0002 30 SIM
0008 0003
0009 0003 11 FF 7F LXI D, 7FFFH
0010 0006 LOOP1:
0011 0006 1B DCX D
0012 0007 7A MOV A, D
0013 0008 B3 ORA E
0014 0009 C2 06 00 JNZ LOOP1
0015 000C MVI A, 40H ; LED = ON
0016 000C 3E 40 MVI A, 40H
0017 000E 30 SIM
0018 000F
0019 000F 11 FF 7F LXI D, 7FFFH
0020 0012 LOOP2:
0021 0012 1B DCX D
0022 0013 7A MOV A, D
0023 0014 B3 ORA E
0024 0015 C2 12 00 JNZ LOOP2
0025 0018 JMP AGAIN
0026 0018 C3 00 00 JMP AGAIN
0027 001B .END
    
```

```

0001 0000 ; LEDZ80A.ASM
0002 0000 ; 2/19/95
0003 0000 .ORG 0000H
0004 0000
0005 0000 AGAIN:
0006 0000 3E 00 LD A, 0 ; LED = ON
0007 0002 D3 00 OUT (0), A
0008 0004
0009 0004 01 FF 9F LD BC, 9FFFH
0010 0007 LOOP1:
0011 0007 0B DEC BC
0012 0008 78 LD A, B
0013 0009 B1 OR C
0014 000A 20 FB JR NZ, LOOP1
0015 000C
0016 000C 3E 01 LD A, 1 ; LED = OFF
0017 000E D3 00 OUT (0), A
0018 0010
0019 0010 01 FF 9F LD BC, 9FFFH
0020 0013 LOOP2:
0021 0013 0B DEC BC
0022 0014 78 LD A, B
0023 0015 B1 OR C
0024 0016 20 FB JR NZ, LOOP2
0025 0018
0026 0018 18 E6 JR AGAIN
0027 001A .END
    
```

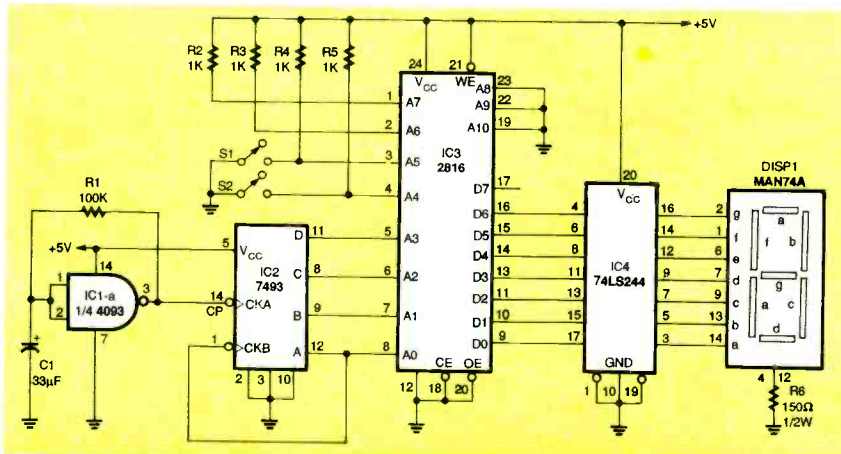


FIG. 4—AN EEPROM CAN ALSO BE USED AS A DISPLAY STORAGE MECHANISM. In this circuit, the counter continually cycles through a set of 16 addresses, depending on the settings of switches S1 and S2.

TABLE 2 LED DISPLAY PATTERNS

Addr.	Char.	Hex
0E0	0	3F
0E1	1	06
0E2	2	5B
0E3	3	4F
0E4	4	66
0E5	5	6D
0E6	6	7D
0E7	7	07
0E8	8	7F
0E9	7	07
0EA	6	7D
0EB	5	6D
0EC	4	66
0ED	3	4F
0EE	2	5B
0EF	1	06

TABLE 1—LED DISPLAY PATTERNS

Addr.	Char.	7	6	5	4	3	2	1	0	Hex
0D0	0	0	0	1	1	1	1	1	1	3F
0D1	1	0	0	0	0	0	1	1	0	06
0D2	2	0	1	0	0	1	0	1	1	5B
0D3	3	0	1	0	0	1	1	1	1	4F
0D4	4	0	1	1	0	0	1	1	0	66
0D5	5	0	1	1	0	1	1	0	1	6D
0D6	6	0	1	1	1	1	1	0	1	7D
0D7	7	0	0	0	0	0	1	1	1	07
0D8	8	0	1	1	1	1	1	1	1	7F
0D9	9	0	1	1	0	1	1	1	1	6F
0DA	A	0	1	1	1	0	1	1	1	77
0DB	b	0	1	1	1	1	1	0	0	7C
0DC	C	0	0	1	1	1	0	0	1	39
0DD	d	0	1	0	1	1	1	1	0	5E
0DE	E	0	1	1	1	1	0	0	1	79
0DF	F	0	1	1	1	0	0	0	1	71

ferent locations are addressed, let's see what the nature of the patterns stored in those addresses is. Table 1 shows the S1 (hex up-count) EEPROM addresses, display characters, binary bit pattern to enable the correct LED segments, and hexadecimal representations of the bit patterns. Table 2 shows the S2 addresses, characters, and hex values.

Use DEBUG to create a binary data file and then burn the data into the EEPROM. The earlier instructions for using DEBUG specified starting at address 100h. For this project, begin entering data at address 01D0h and continue through 01EFh. Specify "F0" as the number of bytes to write (in the CX register), give it the desired name, and then write the file to disk. Random data will be stored in EPROM addresses 00-CF, but that doesn't matter.

counter, which simply sequences its outputs (A, B, C, and D) from 0 to 15 in binary (0000, 0001, 0010, ...).

Then, depending on whether S1 or S2 is closed, a different set of addresses is selected. If S1 is closed, then A4 is grounded, and

A5-A7 are all high. Thus the address bus looks like 1110xxxx. This means that addresses in the range E0-EF will be selected. If S2 is closed, the bus looks like 1101xxxx, which yields addresses D0-DF.

Now that we know how dif-

BRIDGES

continued from page 42

amplifier IC1's SET BALANCE control R13 should need adjustment only rarely. In all further matching operations, the following procedure can be followed, after verifying the correct meter and toggle balances.

Position R_S , R_{MATCH} , and the external multimeter. Turn switch S2 to the $\times 1.0$ position, and switch the bridge on with switch S4. If R_{MATCH} is within $\pm 0.5\%$ of the R_S value, it should now be possible to set the bridge to a null with potentiometer R1. If necessary, trim the R_{MATCH} value until a null is obtained. At null, read the R_{MATCH} error on

the potentiometer R1 scale. Refer to Fig. 3, and make the appropriate error correction.
 (1) To increase the value of R_{MATCH} by a fixed percentage, add a series resistor with a value of:

$$R_{SERIES} = (R_{MATCH}/100) \times \% \text{ error}$$

(2) To reduce the R_{MATCH} value by a fixed percentage, add a shunt resistor with a value of:

$$R_{SHUNT} = (R_{MATCH} \times 100)/\% \text{ error}$$

Thus, a 1000-ohm resistor (nominal value) can be increased by 0.3% by adding a 3.0-ohm series resistor, or reduced by 0.3% by adding a 330-kilohm shunt resistor. When an acceptable match has been obtained on S2's $\times 1.0$ range, repeat the process on ranges $\times 0.1$ and $\times 0.01$, until the match is adequate.

An alternative to this technique is to leave R1 in its mid-scale position and trim R_{MATCH} with R_{M2} to obtain a null on all ranges of S2.

Bridge applications

A precision resistor-matching bridge has many useful applications in the electronics laboratory. One of these is the duplication of precision resistor values. Figure 4 is a schematic showing how this capability can be applied. Ten identical 1-kilohm resistors are connected so that they form a series string. Together they form a resistor whose value increases in 1-kilo-

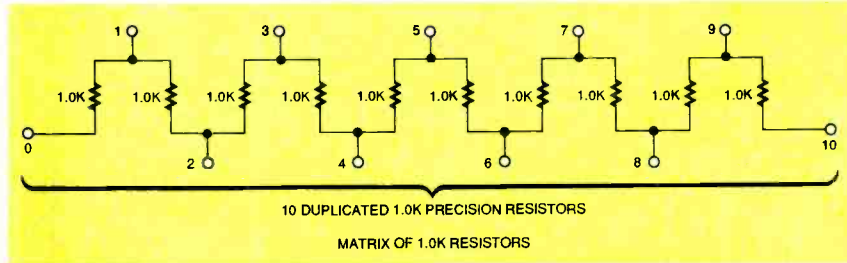


FIG. 4—THIS MATRIX OF 1-KILOHM RESISTORS yields a value equal 10 kilohms when connected in series or 100 ohms when connected in parallel.

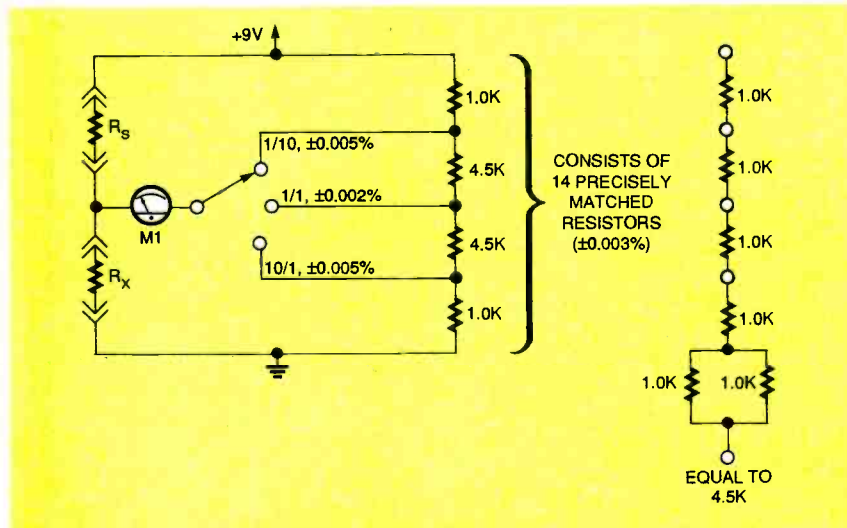


FIG. 5—CIRCUIT FOR a precision ratio-matching bridge.

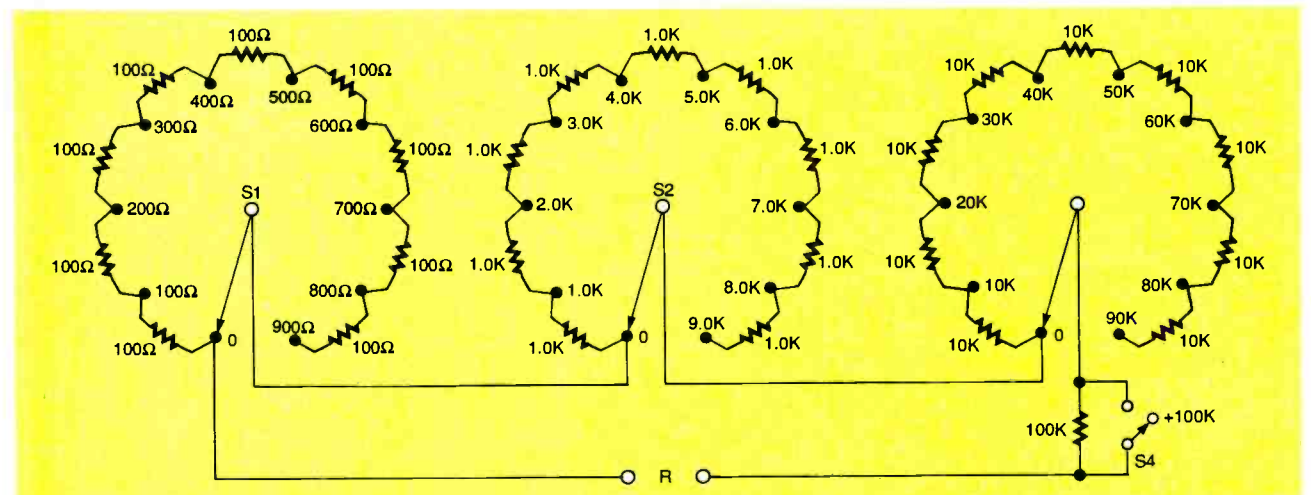


FIG. 6—THIS THREE-DECADE RESISTOR SUBSTITUTION box spans the range of 100 to 99.9 kilohms in 100-ohm steps.

hm steps up to a maximum of 10 kilohms. If arranged in parallel, they can act as a resistor whose value decreases in steps down to 100 ohms.

It is worth noting that as more resistors are connected in parallel or series, their $\pm 0.003\%$ duplication errors average out and diminish. As a result, the precision of the final 10-kilohm series or 100-ohm parallel resistance is essentially equal to that of the original "master" resistor.

The actual value of the summed duplication error is equal to the original error divided by the square root of the number of summed resistors (10). In this example, it is equal to 0.001 %.

Another important application for the resistor-matching bridge application is in the formation of a precision, ratio-matching bridge, as shown in Fig 5. Here, 14 resistors are matched with a 1-kilohm (nominal) master and connected together to form a three-ratio (10/1, 1/1, and 1/10) divider.

Because all of these resistors have been precisely matched to within $\pm 0.003\%$, the ratios are defined with great precision. That value of precision is $\pm 0.002\%$ on the 1/1 range and $\pm 0.005\%$ on the 10/1 and 1/10 ranges. This bridge can produce direct or decade multiple or submultiple matches with a master resistor.

If the bridge is paired with a sensitive null detector that gives a duplication precision value of 0.003%, the overall matching precision is $\pm 0.005\%$ on the 1/1 range, and $\pm 0.008\%$ on the 10/1 and 1/10 ranges.

Substitution boxes

Another application of the circuit shown in Fig. 5 is in matching the range and ratio arms of conventional bridges, to enhance bridge precision. Yet another is in the identification of high-precision resistors for use in decade resistor substitution boxes.

A resistance box eliminates the guesswork in determining appropriate resistance values. It facilitates circuit design, bread-

boarding, and the solving of circuit problems. Figure 6 is the schematic for a three-decade resistance box that spans the range of 0 to 99.9 kilohms in 100-ohm steps; 100-kilohm overranging can be obtained with switch S4.

This circuit can be made from a single precision reference resistor (1 kilohm in this example). It has many applications in the laboratory, including the calibration of bridge scales and the determination of resistor values by substitution.

A useful companion to the re-




FIG. 7—THIS DECADE CAPACITOR substitution box, capable of measuring (0 to 0.009 μF , is based on four capacitors and a three-pole, 10-throw switch.

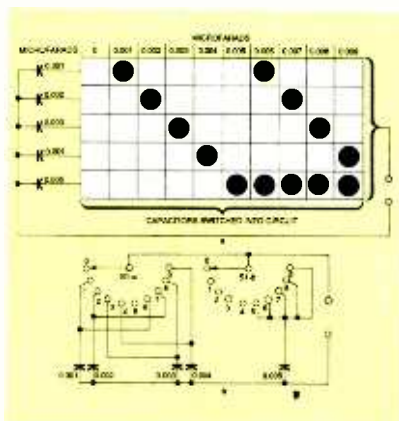


FIG. 8—A DECADE CAPACITOR matching box, organization (a) and schematic (b), can measure 0 to 0.009 μF . It is based on five capacitors and a two-pole, ten-throw switch.

sistance substitution box is the multidecade capacitor substitution box. Again, like the resistance box, a capacitance box eliminates the guesswork in determining appropriate values, simplifies circuit design, breadboarding, and the solving of circuit problems. Capacitors are either selected individually or are connected in parallel to make up specific values with these boxes.

Figure 7 shows a capacitance box in tabular form. This is one way to organize a single-decade, 0 to 0.009 microfarad box with only four capacitors. (The 0.005-microfarad value can be made by padding up a 0.0047 μF capacitor. Three capacitors must be connected in parallel to obtain the 0.009 μF value. Consequently, this design calls for a three-pole, ten-throw switch.

Figure 8-a is the organization table and Fig. 8-b is the schematic for an alternative design for a 0 to 0.009 μF capacitor decade substitution box. It includes five capacitors, but it requires only a two-pole, ten-throw switch. This capacitor box will cost less to build than the one shown in Fig. 7 because multideck rotary switches are more expensive than microfarad-value capacitors.

Two extra boxes based on this design will give 0.01 μF and 1000.1 μF steps. They can be built and connected in parallel with the circuit of Fig. 8. This combination will form a three-decade box that spans the 0 to 0.999 μF range in 0.001 μF steps.

Potentiometric voltmeter

Another important applica-

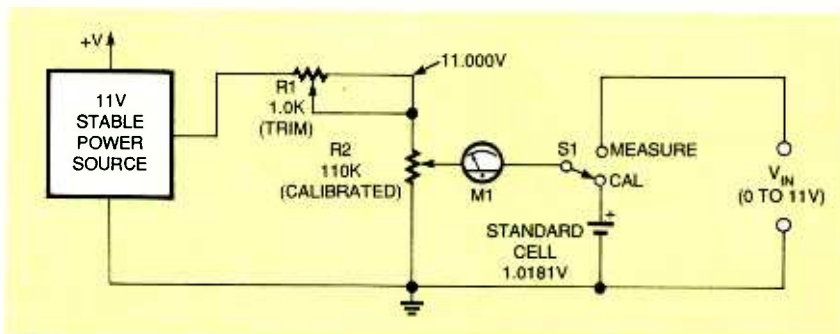


FIG. 9—SCHEMATIC FOR a potentiometric voltmeter.

tion for the precision resistor-matching bridge is as a component of a potentiometric voltmeter, such as that shown in Fig. 9. This instrument measures DC voltages with enough precision to make it useful for calibrating the voltage scales of typical 3½ and 4½-digit digital multimeters.

The potentiometric voltmeter in Fig. 9 includes R2, a precision-calibrated 110-kilohm precision potentiometer with a scale dial. The 11.000 volts DC across this potentiometer is obtained from a stable power supply. Potentiometer R1 permits fine trimming. As a result, 0.1 millivolt passes through the resistive element of potentiometer R2, which is accurately calibrated in terms of its output voltage.

Potentiometer R2 is used in conjunction with a primary cell that has a voltage which is accurate and constant enough to be a calibration standard for instruments. In Fig. 9, a Weston standard cell is shown. It has an output voltage of 1.018636 volts DC at 20° C.

The electrolyte of the Weston cell is a solution of cadmium sulfate. The positive electrode is a paste of mercury sulfate, and the negative electrode is made from a mixture of mercury and cadmium. The cell is housed in a pair of vertical glass tubes connected by a horizontal glass tube that forms an "H"-shaped configuration.

To make a measurement, set potentiometer R2 to read 1.0186 volts, and move S1 to the calibration (CAL) position. Trim R1 to give a zero or null reading on the meter. When this is done, the output voltages of R2 and the standard cell are equal, and precisely 11.000 volts are applied across R2.

The external DC test voltage (which must not exceed 11 volts) is then connected to the posts at the right side of the diagram, and S1 is switched to the MEASURE position. Then R2 is adjusted to give a null on meter M1. The voltage value can now be read directly from the dial scale of R2. Zero current is drawn from the test voltage at

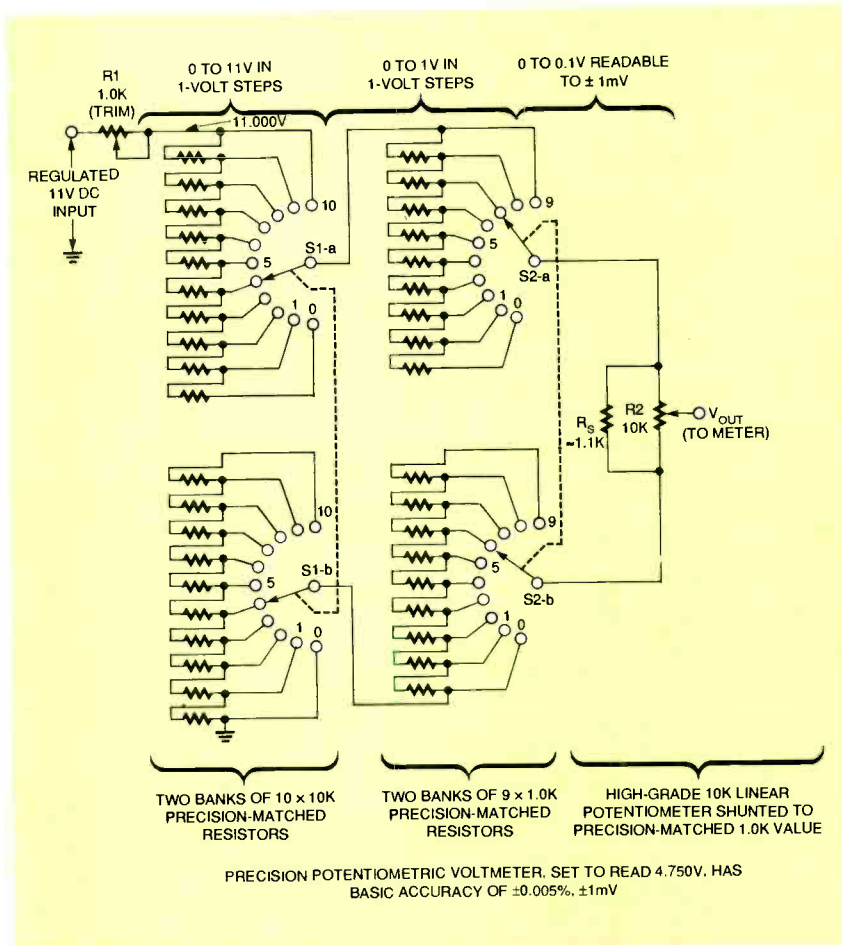


FIG. 10—THIS PRECISION POTENTIOMETRIC voltmeter, set to read 4.750 volts, has basic accuracy of ±1.0 millivolt.

the null position. Voltages greater than 11.00 volts can be measured by applying them to the potentiometric voltmeter through a precision voltage attenuator.

Figure 10 is a circuit for the potentiometer section of the instrument shown in Fig. 9. In this precision potentiometric circuit, 110 kilohms of resistance is connected at all times, and 1 volt appears across each active 10-kilohm resistance block when 11 volts is applied to the potentiometer.

Consequently, with the wiper of S1 at contact 4, as shown, +4 volts appears on the common terminal of S1-b, and +5 volts appears on the common terminal of S1-a. These voltages are applied to the S2 resistor network. With the wiper of S2 at contact 7, there will be an output of 4.7 volts at the bottom of R2 and 4.8 volts at its top. With R2 set to its midscale, the cir-

cuit gives an output of 4.750 volts, when the controls are set as described.

The circuit in Fig. 10 can only read voltages to within the nearest 1 millivolt, so the initial calibration reading must be set to 1.0186 volts when the standard cell is in the circuit. An additional decade can be added to the circuit by replacing R2, and its associated components with a duplicate of the S2 and R2 related circuitry (i.e., all the circuitry to the right of S1). However, all resistor values must be reduced by a factor of ten.

This modification permits the potentiometric voltmeter to measure voltages to within the nearest 0.1 millivolt, and it permits the circuit to be calibrated initially to 1.0186 volts. All resistors in the voltmeter circuit must be precisely matched against a single 10-kilohm reference resistor.

dB METER

continued from page 113

dBm. A pattern for the meter graduations is included in this article for a meter with a scale length (chord) of 1½ inches. However, a meter with decibel graduations can be purchased from the source given in the Parts List. An off-the-shelf, standard sheet metal project case is suitable for packaging this project.

If you make your own circuit board, be sure to drill holes in each or three corners for mounting the finished board on standoffs to the bottom of the project case. Refer to the parts placement diagram, Fig. 3. Insert and solder the components to be located on the circuit board, observing the correct orientation of the pins of IC1 and the polarities of electrolytic capacitor C5 and diode D1. After all soldering is complete, check to be sure there are no inadvertent solder bridges or cold solder joints, and make any repairs necessary. Set the completed circuit board aside.

Metal case cutouts

The prototype decibel meter was built into a standard, two-part metal project case that measured 5⅞ inches wide × 3 inches high × 5¼ inches long, but any other case of comparable size will be suitable. A metal case will shield the circuitry of the decibel meter from external RF fields.

Refer to the assembly diagram Fig. 4. Carefully lay out and center punch all of the holes to be drilled or formed in the bottom and sidewall of the lower half of the case. Cut a 1¾ inch diameter mounting hole for meter M1, and appropriate-sized holes for switch S1, and jack J1. Also drill the holes necessary for mounting the circuit board to the base of the case (using the pre-drilled mounting holes in the circuit board as a pattern). Then drill the holes for clamping the eight-cell battery pack B1 to the bottom of the case within the case.

Cut lengths of insulated

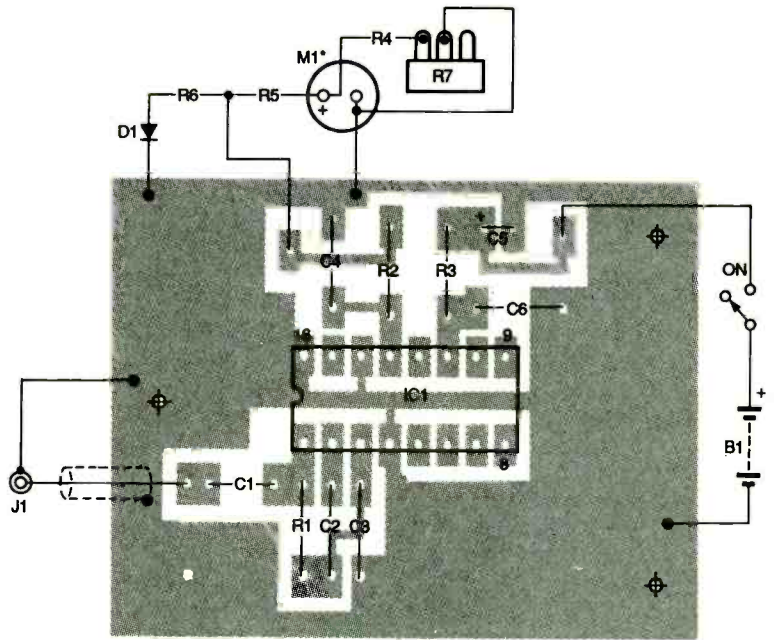


FIG. 3—PARTS LAYOUT for the decibel meter. Some components are mounted on the case wall and on the back of the meter.

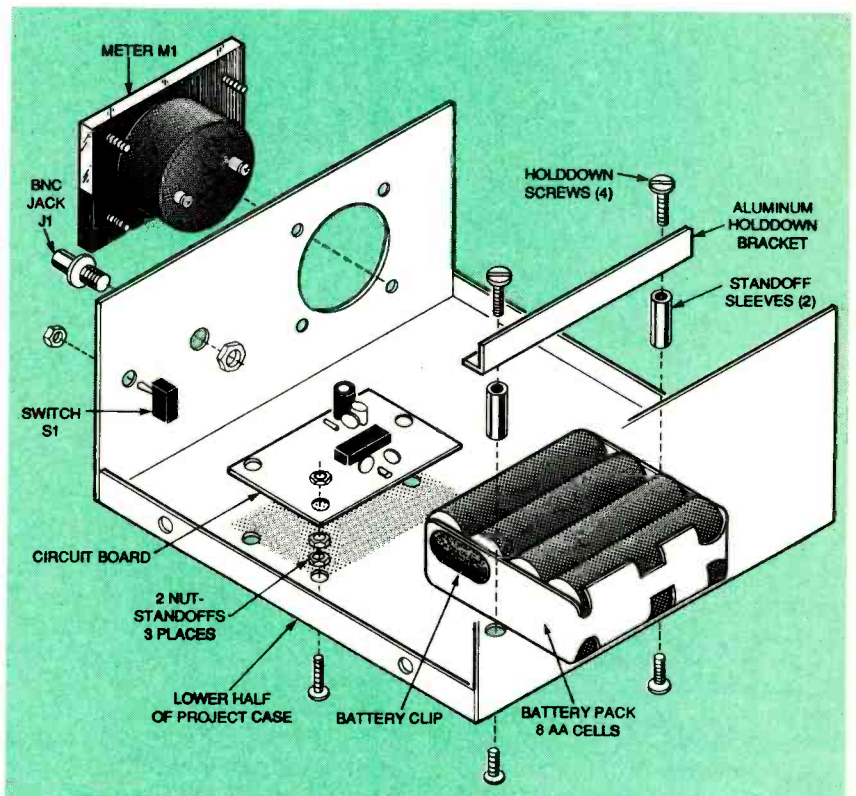


FIG. 4—EXPLODED VIEW OF THE DECIBEL METER in a standard, two-part metal project case. The battery pack hold-down bracket is made from aluminum channel stock.

hookup wire long enough to reach from the circuit board to meter M1, switch S1, and connector J1 when all components are assembled in the case, leav-

ing sufficient slack. Cut a length of shielded RG-174/U coaxial cable to make a connection from pin 1 of IC1 to BNC jack J1. Strip, insert, and solder

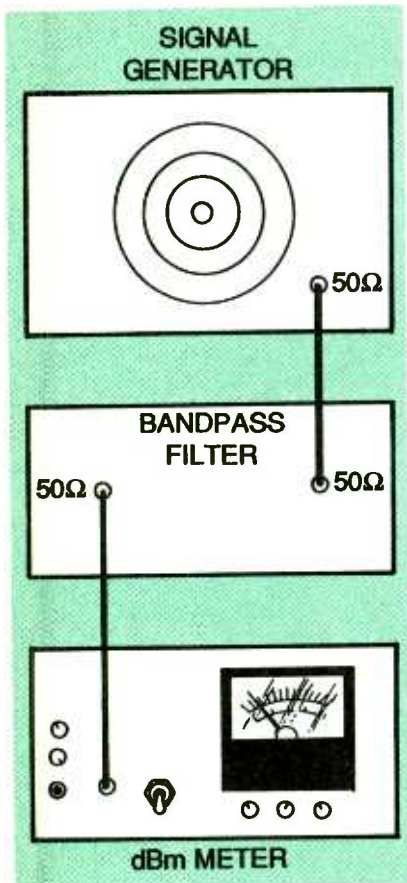


FIG. 5 — TYPICAL DECIBEL METER test setup for measuring the characteristics of a bandpass filter.

the ends of the wires and cable and insert and solder one end of each on the circuit board as shown. Insert the ends of the red and black wires from a 9-volt snap connector in the circuit board and solder them in place.

Insert and fasten meter M1, jack J1, and switch S1 in the panel holes cut for them and fasten them in position with the appropriate lockwashers, nuts and ring nuts. Attach two solder lugs to the terminals of meter M1 with screws.

Position the circuit board in the bottom half of the case on three screws with two nuts on each to act as standoffs. Then fasten the board in position with three nuts. Solder all hook-up wires and the coaxial cable to the panel-mounted components, as shown in parts placement diagram Fig. 3.

Insert the eight alkaline AA cells in the battery holder and clamp the battery holder to the bottom of the case.


Test and checkout

For most amateur radio and hobbyist experiments, the meter can be coarsely calibrated after the wiring is complete. Couple a signal into BNC jack J1 and adjust signal amplitude for a 2-volt DC level on pin 11. Then adjust 10-kilohm trimmer potentiometer R7 until the meter reads -50 dBm (in the center of the scale). The decibel meter is now complete and ready to be used.


Meter limitations

The CA3089E was designed primarily for use at 10.7 MHz. As a result, the frequency response of the decibel meter is limited to the high-frequency region. Harris Semiconductor rates the CA3089E for use between 2 and 20 MHz. Below 2 MHz, the responses of the peak detectors within the integrated circuit start to roll off. However, the meter can be used for comparison purposes with signals above 20 MHz. The absolute value on the meter scale will be lower than expected as the frequency response drops off. The prototype provides useful readings up to 50 MHz.

Input impedance is fixed at 51 ohms by the resistor R1 between pins 1 and 3. This makes it easy to extend the meter's usefulness in measuring stronger signals through the use of 50-ohm attenuators. Any signal strengths above 0.1 volt peak should be attenuated with the 50-ohm attenuator before introducing them into the meter so that the reading will be remain on-scale. The absolute maximum limit for IC1 before it is damaged or destroyed is 1.2 volts.



FOIL PATTERN FOR CIRCUIT board



PATTERN FOR dBm graduations of meter scale

Measuring decibels.

Figure 5 is a diagram for a typical test setup for measuring the passband of a receiver's input filter. If it is a bandpass filter, read dBm at the center frequency, then tune the generator higher in frequency while recording the dB level after each adjustment. Finally, tune below the center frequency to record the lower skirt.

Crystal filters are evaluated the same way, but a very stable generator with very fine vernier tuning is required for the best results. Keep in mind that most crystal filters have termination resistances higher than 50 ohms, usually somewhere between 200 and 2000 ohms. Consequently, impedance transformation resistors or circuits will be required to match the 50-ohm meter and generator.

To read oscillator levels, feed the signal into the BNC jack on the front panel and read dBm directly. The meter will also function as a sensitive, wide-range, field-strength meter with a one-quarter-wave antenna at the input.

How to measure dBV

In a circuit with a 50-ohm input, the dBm unit is 20 times the logarithm of the ratio of the RMS voltage in a circuit to the value of 0.224 ohms. (See the box "What is a Decibel?")

The peak decibels above 1 volt or dBV unit is 20 times the logarithm of the ratio of the voltage to one volt. This can be read directly from the meter scale by taking the reading and subtracting 10 dB. Thus for dBV measurements, the meter will cover the range of -20 dBV to -100 dBV. However, that range can be shifted higher with a 50-ohm attenuator.

PLANS-KITS-SCHEMATICS

ALL-IN-ONE CATALOG. AM/FM/Ham/Spy, transmitters, amplifiers, receivers, voice scramblers/disguisers. Audio, TV, Tesla Coils, plans, "secret" books, kits, imports, exports and more. Start your own licensed or unlicensed radio station, 60 full pages for \$1.00. Pan-Com International, PO Box 130-F11, Paradise, CA 95967.

CRYSTAL SET Handbook — Visit antiquity by building the radios your grandfather built. Assemble a "Quaker Oats" rig, wind coils that work and make it look like the 1920's! Only \$10.95 plus \$4.00 for shipping and handling. CLAGGK Inc., PO Box 4099, Farmingdale, NY 11735. US funds only! USA and Canada — no foreign orders.

CIRCUITS! CIRCUITS! The very best in plans, kits, schematics, and books. Too many to list. Satisfaction guaranteed! Send for free listing. **HOBBYTECH**, Dept. EN1, 1748 SE Alder, Hillsboro, OR 97123.

FASCINATING ELECTRONIC Devices! Tazer! Super spy microphone! Vocal truth detector! Universal IC tester! Radar and laser jammers! Surveillance! Countermeasures! Ultrasonic! Tesla! High voltage! More! Plans and kits catalog \$2.00. **QUANTUM RESEARCH**, 17919-77th Avenue, Edmonton, Alberta, T5T 2S1.

UNIVERSAL REMOTE CONTROL SYSTEMS infrared, RF, miniature transmitters, receivers. Items for novice, technician or educator. Combine your home and vehicle control. Automate anything. **FREE CATALOG.** Inventive Solutions, PO Box 8, Stratford, NY 13470.

2700+ REVERSE engineered schematics of electronic devices for sale. For listing of our 22 catalogs, send **4 STAMPS.** **BOMARC SERVICES**, Box 1113, Casper, WY, 82602, (307) 234-3488.

FUELLESS ENGINE generator 100 HP of free endless energy! Free catalog. Creative Science, 8001 New Albany, IN 47150.

EDUCATION

LEARN PC ASSEMBLY LANGUAGE. Disk \$5.00, book \$18.00. **ZIPFAST**, Box 12238, Lexington, KY 40581-2238.

HUBBLE TELESCOPE Photographs (GIFS) — Entire public Hubble Series available. **SPACEPICS**, POB 75711, OKC, OK 73147.

ESP BIOELECTRICITY, microwave hearing, comprehensive booklist... \$1.00; \$2.00 foreign. Research Associates, PO Box 3583, Boynton Beach, FL 33424-3583

MORSE CODE: learn in less than one hour. Moneyback guarantee. \$15.00 and self-addressed envelope. PO Box 1407, Tustin, CA 92680.

COMPUTER SOFTWARE

HUBBLE TELESCOPE Photographs (GIFS) — GALAXIES in the **YOUNG UNIVERSE Series**, \$9.99 + \$2.00 shipping. Entire public Hubble Series available. **SPACEPICS**, POB 75711, OKC, OK 73147.

ANTIQUA ELECTRONICS

TUBES, CAPACITORS, parts. Thousands in large illustrated catalog. \$3.00 US/Canada, (\$5.00 overseas). Don Diers, 4276-E North 50th Street, Milwaukee, WI 53216-1313.

MISCELLANEOUS ELECTRONICS FOR SALE

RESISTORS \$1 a dozen. Catalog \$1, foreign add \$1. Zipfast, Box 12238, Lexington, KY 40581-2238.

ADVERTISING INDEX

Electronics Now does not assume any responsibility for errors that may appear in the index below.


Free Information Number	Page	Free Information Number	Page
211	Ace Communications 74	—	Information Unlimited 50
—	Active Micro 76	196	Instek Corp. 62
222	Advantage Instruments 75	126	Interactive Image Technologies . 11
213	Alfa Electronics 84	—	Intronics, Inc. 98
214	All Electronics 55	197	Island LogiX Inc. 87
—	Allen Engineering 92	—	J&M Microtek, Inc. 69
225	Allison Technology 96	322	Jensen Tools 79
—	Allstar Electronics 106	—	Learn 15
215	Alltronics 77	—	M&G Electronics 76
—	AlphaLab 74	136	M.D. Electronics (Everquest) . 105
—	AM Research 68	229	Mark V Electronics 93
284	AMC Sales 98	328	MCM Electronics 81
336	American Eagle Publications . . 66	—	Measurement Software 74
—	Andromeda 62	251	Mendelson Electronics Surplus . 98
—	Automotive Elect. Service 87	—	Mental Automation 82
334	Basic Electrical Supply 56	252	Meredith Instruments 64
286	Beige Bag 53	217	Micro 2000 51
333	Bel-Merit 83	329	Micro Code Eng. 59
318	BHS Electronics 96	—	Midwest Laser Products 108
—	Black Feather 47	254	Ming Engineering 97
—	Boss Distributors 64	186	Mini-Circuits CV4
314	Brigar Electronics 48	—	Modern Electronics 69
—	Bsoft Software, Inc. 78	—	Mondo-tronics Inc. 98
332	C&S Sales, Inc. 70	—	Motronics 89
—	Cable Warehouse 76, 89, 105	—	Mouser Electronics 64
—	Capital Electronics 78	—	MWK Industries 92
—	Cellular Masters 82	—	National Cable Brokers 106
317	CGC 88	257	Needham Electronics 66
—	Cleveland Inst. of Electronics . . 27	—	NRI Schools 43
—	Command Productions 7, 92	—	Ohio Automation 105
331	Computer Monitor Maint. 106	202	OWI 79
226	Consumertronics 95	262	Parts Express Inc. 72
—	Contact East 12	—	PC Boards 87
315	Conway Engineering Inc. 99	327	Phillips Tech Electronics 102
228	Cool Amp Conducto Lube 46	—	Picotronic 68
—	Creative Micro Electronics 56	325	Prairie Digital 86
234	Dalbani Electronics 67	—	Printer Circuit Design 94
235	Danbar Sales 91	—	Protech Dist. 121
230	Debeo Electronics 95	187	Protek 14
—	Design Computation 80	324	Roger's Systems Specialist 80
—	E-Trace Instruments 62	—	Show-Time 69
—	Earth Computer Technologies . . 58	316	Sil Walker 53
241	Electronic Goldmine 49	270	Skyvision Inc. 63
242	Electronic Rainbow 65	—	Software Systems Co. 86
—	Electronics Tech. Today . . CV3, 45	326	Sun Equipment 57
—	Emac Inc. 58	—	Tab Books 1, 129
—	Fair Radio 89	274	TECI 90
121	Fluke Corporation CV2	—	Tektronix, Inc. 12A & B, 21
180	Foley-Belsaw Company 9	—	Test Equipment Sales 90
212	Fotronic 107	275	Timeline 52
243	Gateway Electronics 68	323	Toronto Surplus & Scientific . . 100
330	Gateway Products 58	—	U.S. Cyberlab 94
—	Genoa Group 76	321	Visitect Inc. 82
—	Geo-Ban Engineering 66	—	Vista 88
—	Grantham College 5	—	Weeder Technologies 94
298	Graymark International 78	320	Weka Publishing 103
—	Halcyon Group 89	319	Western Test Systems 54
183	Hameg Instruments 17	—	World College (Div. of C.I.E.) . 111
236	Highlander (Gault) 60	—	WPT Publications 80
—	Home Automation 76	281	Xandi Electronics 86
—	Howard Electronics 69	—	Zagros Software 102
—	IEC 102	188	Zorin 12
—	Index Publishing Group 79		

Electronics Paperback Books

How to Use Op Amps



BP88—How to Use Op Amps...\$5.95. A designer's guide that covers operational amplifiers. Serving as both a source book of circuits and a reference book for design calculations. The text is non-mathematical and easy to understand by most readers.



BP113—30 Solderless Breadboard Projects-Book 2...\$5.95. Companion to BP107. Presented in exactly the same style using "Verbloc" breadboards. All the breadboard projects in this book are based on CMOS logic integrated circuits.



BP177—Introduction to Computer Communications...\$5.95. Details on types of modems and their suitability for specific application, plus details of connecting various computers to modems, and modems to the telephone system.



BP350—Electronic Board Games...\$6.00. Twenty novel electronic board games that you can build from the plans in this book. Some games are motor racing, searching for buried treasure or for gold in Fort Knox, — there is something for you to build and enjoy!



BP61—Beginners Guide to Digital Techniques...\$5.00. Covers the basics of digital techniques—decimal, binary, octal and hexadecimal numbering systems are covered plus insights on weighted and non-weighted binary-coded-decimal codes and alphanumeric codes. The basic building blocks of circuit logic, the common AND, OR, NAND, NOR and EXCLUSIVE-OR gates and bi-stables are thoroughly covered.



BP285—A Beginners Guide to Modern Electronic Components...\$6.50. It is easy for newcomers to electronics to become confused. There are a great many different types of components available often with numerous variations of each type. This book presents the reader with a vast amount of invaluable parts information to enable the right component to be selected every time for repairs and projects.



PCP103—Practical MIDI Handbook...\$9.95. The Musical Instrument Digital Interface (MIDI) is surrounded by a great deal of misunderstanding. This book is aimed at musicians and technicians who want to explore the vast capabilities of MIDI. It covers MIDI-based equipment you can use: keyboards, drum machines, sequencers, effects units, mixers, drum pads guitars. There's also a section on computer music.




PCP119—Electronic Music and MIDI Projects...\$14.95. Save cash by building the MIDI gadgets you need. Want a MIDI Thru box, program change pedal, Metronome, analog echo unit? Over 16 practical and very useful music and MIDI projects.



BP121—How to Design and Make Your Own PCBs...\$5.75. Simple methods for copying printed-circuit board designs from magazines and books on to copper. Covers all aspects of simple PCB construction as comprehensively as possible.



BP44—IC 555 Projects...\$5.95. Every so often a device appears that is so useful that one wonders how life went on before without it. The 555 timer integrated-circuit chip is one such device. Included are basic and general circuits used by most hobbyists.



PCP109—Everyday Electronics Data Book...\$10.00. An invaluable source of electronics information—the text contains sections that deal with the underlying theory of electronic circuits and a wide range of practical electronic uses for everyone.



BP301—Antennas for VHF and UHF...\$6.00. From installing a TV or FM antenna to setting up a multi-antenna array for shortwave listening or amateur radio, this book explains the basics of VHF and UHF antenna operation and installation. The text describes in easy-to-understand terms the essential information about how antennas work, the advantages of different antenna types, and how to get the best performance.



BP297—Loudspeakers for Musicians...\$6.25. Contains all the information that a working musician needs to know about loudspeakers; the different types, how they work, the most suitable for different instruments, for cabaret work, and for vocals. It gives tips on constructing cabinets, wiring up, available fittings, finishing and how to connect multi-speaker arrays, etc. Includes ten enclosure designs with plans.



PCP110—Electronic Power Supply Handbook...\$10.95. All types of power supplies used for electronics purposes are covered in detail, starting with cells and batteries and extending by way of rectified supplies and linear stabilizers to modern switch-mode systems, IC switch-mode regulators, DC-converters and inverters. The devices, their operating principles and typical circuits, are dealt with in detail.



BP254—From Atoms to Amperes...\$6.50. Explains in crystal-clear terms the fundamentals behind the whole of electricity and electronics. Really helps you to understand the basis of the complex subject perhaps for the first time ever.



PCP101—Practical Digital Electronics Handbook...\$9.95. An introduction to digital circuits, logic gates, bi-stables, logic gates, bi-stables, timers, microprocessors, memory and I/O devices. A special feature of the book is the section on digital test gear projects.



BP315—Introduction to the Electromagnetic Wave...\$5.95. A fundamental and easy-to-understand approach to a complicated theory topic. The beginner requires no more than elementary mathematics and basic knowledge of electronics.



#228—Essential Theory for the Hobbyist...\$5.25. Supplies to the hobbyist background knowledge tailored to the specific requirements of the hobbyist. Relevant material is presented in a readable manner with minimum mathematics.

TEST EQUIPMENT SPECIALS

- BP239—Getting the Most from Your Multimeter...\$5.95**
Covers analog and digital gear, component and gear testing.
- BP267—How to Use Oscilloscopes & Other Testing Equipment...\$6.95**
Get with the next step to proficient troubleshooting.
- PCP111—Electronic Test Equipment Handbook...\$13.95**
The all-purpose, all-pro handbook that covers basics to in-circuit testing.

SUBSTITUTION GUIDES FOR HOBBYISTS

- BP85—International Transistor Equivalents Guide...\$7.50**
The ultimate guide to replacing foreign and domestic transistors.
- BP108—International Diode Equivalents Guide...\$5.95**
Rectifiers, Zeners, LEDs, OCIs, diacs, triacs...all hobby types.
- BP140—Digital Equivalents and Pin Connectors...\$12.50**
A master reference for builders who design projects.

ELECTRONIC TECHNOLOGY TODAY INC.
P.O. BOX 240, Massapequa, NY 11762-0240

Name _____
Address _____
City _____ State _____ Zip _____
PE6

SHIPPING CHARGES IN USA AND CANADA

\$0.01 to \$5.00\$2.00
\$5.01 to \$10.00\$3.00
\$10.01 to 20.00\$4.00
\$20.01 to 30.00\$5.00
\$30.01 to 40.00\$6.00
\$40.01 to 50.00\$7.00
\$50.01 and above\$8.50


SORRY No orders accepted outside of USA & Canada

Number of books ordered

Total price of merchandise \$
Shipping (see chart) \$
Subtotal \$
Sales Tax (NYS only) \$
Total Enclosed \$

All payments must be in U.S. funds!

VOLTAGE CONTROLLED OSCILLATORS



25 to 1025MHz (+7dBm output) From \$11⁹⁵ (5-49)

It's a fact! With Mini-Circuits new POS family of shielded, laser sealed voltage controlled oscillators, you pay less but get more... top notch quality, superior performance and value pricing.

Features include wide-band models with near octave bandwidth and linear tuning. Low SSB phase noise characterized at 100Hz to 1MHz offsets. Excellent harmonic suppression, typically more than 25dB. RF power output typically +7dBm, excellent for driving level 7 mixers. Miniature size, only 0.4 X 0.8 inch board space. Hermetically sealed and ruggedly constructed for tough environments. Best of all, Mini-Circuits high performance, highly reliable VCO's can be yours at value prices starting at only \$11.95 each (qty.5-49). To order from stock, call Mini-Circuits today.

Mini-Circuits...we're redefining what VALUE is all about!

DESIGNER'S KITS:

K-POS1 \$124.95 (contains 1ea. all models).

K-POS2 \$79.95(contains 1ea. all models except POS-75,-150,-300).

Model No.	Freq. Range (MHz) Min.	Phase Noise (dBc/Hz) SSB @10kHz Typ.	Harmonics (dBc) Typ.	Power 12V DC Current mA	Price (Qty.5-49) \$ ea.
POS-50	25-50	-110	-19	17	11.95
POS-75	37.5-75	-110	-27	17	11.95
POS-100	50-100	-107	-23	18	11.95
POS-150	75-150	-103	-23	18	11.95
POS-200	100-200	-102	-24	18	11.95
POS-300	150-280	-100	-30	18	13.95
POS-400	200-380	-98	-28	18	13.95
POS-535	300-525	-93	-26	18	13.95
POS-765	485-765	-85	-21	22	14.95
POS-1025	685-1025	-84	-23	22	16.95

Notes:Tuning voltage 1 to 16V required to cover freq. range.
Operating temperature range: -55°C to +85°C.

Mini-Circuits®

P.O. Box 350166, Brooklyn, New York 11235-0003 (718) 934-4500 Fax (718)332-4661

For detailed specs on all Mini-Circuits products refer to • THOMAS REGISTER • MICROWAVE PRODUCT DATA DIRECTORY • EEM • MINI-CIRCUITS' 740- pg. HANDBOOK

CUSTOM PRODUCT NEEDS...Let Our Experience Work For You.

F 195 Rev A

CIRCLE 186 ON FREE INFORMATION CARD
www.americanradiohistory.com