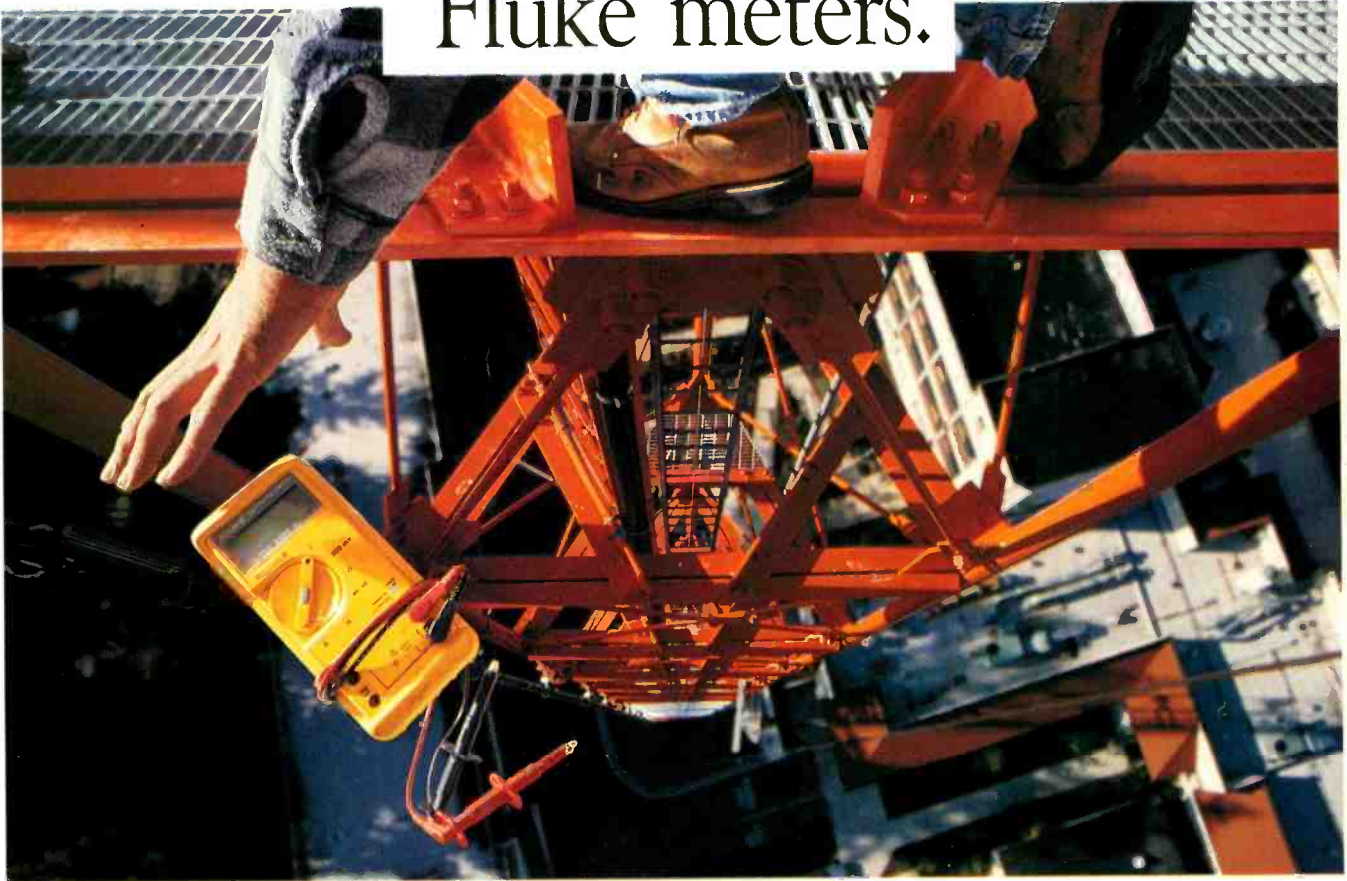




# A crash course in why you can *always* count on Fluke meters.



**Professionals know Fluke never lets you down.** Every day, you're asked to rise to new challenges. You need a test tool as tough as your job. True story: a tech working atop a 170-foot tower accidentally knocks his Fluke 23 meter and an industrial-grade screwdriver over the edge. Straight down they fall, crashing to the asphalt below. He goes down. His screwdriver's handle is shattered. Expecting the worst, he gingerly picks up his Fluke meter and smiles. All that's broken is a fuse. He snaps in



another, goes right back up and continues testing with the *same* Fluke 23. No harm to the meter — or the pocketbook. Unbelievable? Not when you consider every rotary knob, keypad, and switch on every Fluke meter must pass strict testing for drops, intense heat or cold, electrical overloads, and years of harsh wear and tear. What's more, Fluke meters are built in an

ISO 9001 certified factory. So you know you can always meet your quality goals. People depend on you, so depend on Fluke. See your Fluke distributor today, or call 1-800-59-FLUKE for a catalog and a direct connection to a distributor near you and ask for a catalog.

CIRCLE 121 ON FREE INFORMATION CARD

For technical or application support call 1-800-44-FLUKE  
© 1994 Fluke Corporation. P.O. Box 9090, M/S 250E, Everett, WA,  
USA 98206-9090. Canada (905) 890-7600.  
Europe (31 40) 644200. Other Countries (206) 356-5500.  
All rights reserved. Ad No. 00681

Send us your "Fluke survival story"  
and get a *free* meter case.

[www.americanradiohistory.com](http://www.americanradiohistory.com)

Serious Tools for Serious Work


**FLUKE**®



# Get 3 PROFESSIONAL BOOKS for \$9.95 only

when you join the **ELECTRONICS ENGINEERS' BOOK CLUB®**

Values to \$152.45




0209847-XXX \$110.50  
Counts as 3



0039615 \$40.00




3837H \$27.95



3710P \$21.95  
Softcover



0709645-XX \$70.00  
Counts as 2



2962P \$18.95  
Softcover



0280304-XX \$40.00  
Counts as 2



0491836 \$29.95  
Softcover




031716X-XX \$50.00  
Counts as 2



0696209-XX \$50.00  
Counts as 2




9255H-XXX \$105.50  
Counts as 3



0156492 \$34.95



0443017 \$40.00



037516X \$39.50




2672H \$49.50



0164223 \$60.00



0376026 \$42.95



0042144 \$39.00



0289778-XX \$49.00  
Counts as 2




0415250-XX \$61.53  
Counts as 2



0375054 \$39.50



4228P \$19.95  
Softcover




0110646 \$37.95



0487375 \$24.95  
Softcover



0375046 \$39.50  
Softcover



9113669-XX \$50.00  
Counts as 2

## As a member of the Electronics Engineers' Book Club . . .

. . . you'll enjoy receiving Club bulletins every 3-4 weeks containing exciting offers on the latest books in the field at savings of up to 50% off of regular publishers' prices. If you want the Main Selection, do nothing and it will be shipped automatically. If you want another book, or no book at all, simply return the reply form to us by the date specified. You'll have at least 10 days to decide. If you ever receive a book you don't want due to late delivery of the bulletin, you can return it at our expense. And you'll be eligible for **FREE BOOKS** through the Bonus Book Program. Your only obligation is to purchase 3 more books during the next 2 years, after which you may cancel your membership at any time. ©1995 EEBC

All books are hardcover unless otherwise noted. Publishers' prices shown. A shipping/handling charge & sales tax will be added to all orders. If you select a book that counts as 2 choices, write the book number in one box and XX in the next. If you select a counts as 3 choice, write the book number in one box and XXX in the next 2 boxes.

If coupon is missing, write to:

Electronics Engineers' Book Club, A Division of McGraw-Hill, Inc., Blue Ridge Summit, PA 17294-0860

## ELECTRONICS ENGINEERS' BOOK CLUB

A Division of McGraw-Hill, Inc., Blue Ridge Summit, PA 17294-0860

**YES!** Please send me the book(s) listed below for just \$9.95, plus shipping/handling & tax. Enroll me as a member of the **Electronics Engineers' Book Club** according to the terms outlined in this ad. If not satisfied, I may return the book(s) within ten days and have my membership cancelled.

--	--	--

If you select a book that counts as 2 choices, write the book number in one box and XX in the next. If you select a counts as 3 choice, write the book number in one box and XXX in the next 2 boxes.

Name \_\_\_\_\_

Address \_\_\_\_\_

City/State \_\_\_\_\_

Zip \_\_\_\_\_ Phone \_\_\_\_\_

Valid for new members only, subject to acceptance by EEBC. Canada must remit in U.S. funds drawn on U.S. banks. Applicants outside the U.S. and Canada will receive special ordering instructions. A shipping/handling charge & sales tax will be added to all orders. RPIF795

# CONTENTS

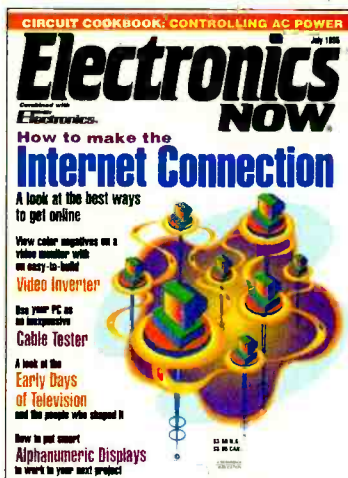
JULY 1995

**ON THE COVER**

**31 GETTING CONNECTED TO THE INTERNET**

From its early beginnings in the late 1960s as a government networking experiment, the Internet has grown into a global information resource. The Internet is basically a network of computer networks, ranging from universities, to government institutions, to private industries. The Internet has something to offer for everyone, including individual computer users as well as businesses of all sizes. There are already over 30 million active internet users, and approximately 160,000 new users are accessing the Net each month. What exactly is the Internet, how can you benefit from it, and how do you get on it? Those questions and more are answered on page 31.

— Stephen J. Bigelow




**BUILD THIS**

**41 VIDEO INVERTER**

Invert your camcorder video output to view photographic negatives.

— Joseph L. Sousa



**51 WORKING WITH SMART DISPLAYS**

Learn how to program "smart" LED multicharacter displays.

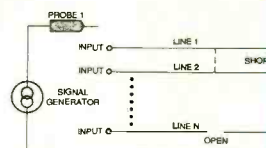
— Jerry R. Lettow



**69 CABLE TESTER**

Let the power of your PC perform multipath continuity testing.

— James J. Barbarello



As a service to readers, ELECTRONICS NOW publishes available plans or information relating to newsworthy products, techniques and scientific and technological developments. Because of possible variances in the quality and condition of materials and workmanship used by readers, ELECTRONICS NOW disclaims any responsibility for the safe and proper functioning of reader-built projects based upon or from plans or information published in this magazine.

Since some of the equipment and circuitry in ELECTRONICS NOW may relate to or be covered by U.S. patents, ELECTRONICS NOW disclaims any liability for the infringement of such patents by the making, using, or selling of any such equipment or circuitry, and suggests that anyone interested in such projects consult a patent attorney.

ELECTRONICS NOW, (ISSN 1067-9294) July 1995. Published monthly by Gernsback Publications, Inc., 500-B Bi-County Boulevard, Farmingdale, NY 11735. Second-Class Postage paid at Farmingdale, NY and additional mailing offices. Canada Post IPM Agreement No. 334103, authorized at Mississauga, Canada. One-year subscription rate U.S.A. and possessions \$19.97, Canada \$27.79 (includes G.S.T. Canadian Goods and Services Tax, Registration No. R125166280), all other countries \$28.97. All subscription orders payable in U.S.A. funds only, via international postal money order or check drawn on a U.S.A. bank. Single copies \$3.50. © 1995 by Gernsback Publications, Inc. All rights reserved. Printed in U.S.A.

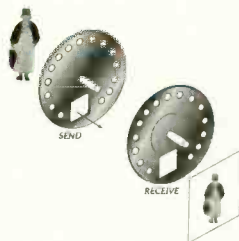
POSTMASTER: Please send address changes to ELECTRONICS NOW, Subscription Dept., Box 55115, Boulder, CO 80321-5115.

A stamped self-address envelope must accompany all submitted manuscripts and/or artwork or photographs if their return is desired should they be rejected. We disclaim any responsibility for the loss or damage of manuscripts and/or artwork or photographs while in our possession or otherwise.



**TECHNOLOGY**

**46 SCANNING EARLY TV**  
The first television systems were cumbersome, short-range contraptions that sent pulses over wires. — *Martin Clifford*




**63 SYNCHRONOUS POWER CONTROL**  
Learn about zero-voltage or synchronous AC-line power switching. — *Ray Marston*

**DEPARTMENTS**

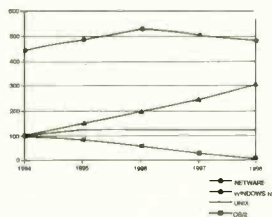
**6 VIDEO NEWS**  
What's new in this fast-changing field. — *David Lachenbruch*

**16 EQUIPMENT REPORTS**  
Fluke GMM Graphical Multimeter.



**75 HARDWARE HACKER**  
Basic stamp manuals, Fibonacci's sunflowers, and more. — *Don Lancaster*

**80 AUDIO UPDATE**  
Practicing safe sound. — *Larry Klein*



**82 DRAWING BOARD**  
Add output latches to the all-electronic audio router. — *Robert Grossblatt*

**85 COMPUTER CONNECTIONS**  
WinHEC '95. — *Jeff Holtzman*

**AND MORE**

- 4 WHAT'S NEWS**
- 8 Q&A**
- 12 LETTERS**
- 22 NEW PRODUCTS**
- 26 NEW LITERATURE**
- 89 BUYER'S MART**
- 166 ADVERTISING SALES OFFICES**
- 166 ADVERTISING INDEX**

**Electronics NOW**

Hugo Gernsback (1884-1967) founder

**LARRY STECKLER, EHF, CET,**  
Editor-in-chief and publisher

**EDITORIAL DEPARTMENT**

- BRIAN C. FENTON,** editor
- MARC SPIWAK,** associate editor
- NEIL SCLATER,** associate editor
- TERI SCADUTO,** assistant editor
- JEFFREY K. HOLTZMAN**  
computer editor
- ROBERT GROSSBLATT,** circuits editor
- LARRY KLEIN,** audio editor
- DAVID LACHENBRUCH**  
contributing editor
- DON LANCASTER**  
contributing editor
- MICHAEL A. COVINGTON, N4TMI,**  
contributing editor
- EVELYN ROSE,** editorial assistant

**ART DEPARTMENT**

- ANDRE DUZANT,** art director
- RUSSELL C. TRUELSON,** illustrator

**PRODUCTION DEPARTMENT**

- RUBY M. YEE,** production director
- KAREN S. BROWN**  
advertising production
- KATHRYN R. CAMPBELL**  
production assistant
- KEN COREN**  
desktop production

**CIRCULATION DEPARTMENT**

- JACQUELINE P. CHEESEBORO**  
circulation director
- THERESA LOMBARDO**  
circulation assistant

**REPRINT DEPARTMENT**

- MICHELE TORRILLO**  
reprint bookstore

Typography by Mates Graphics  
Cover design by David Loewy

**Electronics Now** is indexed in *Applied Science & Technology Index*, and *Readers Guide to Periodical Literature*, *Academic Abstracts*, and *Magazine Article Summaries*.

Microfilm & Microfiche editions are available. Contact circulation department for details.

**Advertising Sales Offices listed on page 166.**

Electronics Now Executive and Administrative Offices

**1-516-293-3000.**

Subscriber Customer Service:  
**1-800-288-0652.**

Order Entry for New Subscribers:  
**1-800-999-7139.**



# WHAT'S NEWS

*A review of the latest happenings in electronics.*

## **World record in magnetic data-storage density**

A team of researchers at IBM's Advanced Magnetic Recording Laboratory (San Jose, CA) has demonstrated a new world record in magnetic data-storage density—3 billion bits (3 gigabits) of data per square inch. Three billion bits is the equivalent of 187,500 double-spaced, typewritten pages. At that density, which is nearly five times that of today's most advanced disk drive, the text of 375 average-sized novels could be stored in a single square inch of disk surface.

The 3-gigabit demonstration did not require any radically new disk-drive technologies. The scientists used advanced versions of IBM's magnetoresistive (MR) recording heads and ultra-low-noise thin-film magnetic hard disks.

"Since the components used in this demonstration are evolutionary improvements on those we are already manufacturing in volume for IBM products, we're on track to providing 3-gigabit densities within the next three to five years," said Robert A. Scranton, director of recording head technology and manufacturing of the IBM Storage Products Company, which develops, manufactures, and sells disk drives.

In the 3-gigabit demonstration, bits were stored at a linear density of 180,000 bits per inch along concentric tracks packed at 16,500 per radial inch. Each data bit measures only 5.6 millionths of an inch in length by about 40 millionths of an inch wide—about one-quarter of the area of bit cells in current optical data-storage products.

The data bits are recorded onto a thin film of a magnetic cobalt alloy that coats an aluminum disk. The alloy's composition and fabrication conditions are designed for very high bit density and very low magnetic noise—critical advantages in reading the tiny bits. Another thin



**HUGO SANTINI, SENIOR ENGINEER, and Neil Robertson, manager of advanced head development, IBM Storage Products Company, use a scanning electron microscope to inspect an advanced magnetoresistive recording head for computer hard disks. Visible on the screen is a pattern of photoresist material that defines the coil of metal used to write data bits onto a magnetic hard disk. The heads also use a much smaller film of material that changes its electrical resistance in the presence of a magnetic field to read much smaller data bits than are possible by any other way.**

coating of a hard material protects the alloy film from contact with the recording head.


During the demonstration, information was recorded and read at a data rate of 4.5 MB per second using IBM's "partial-response, maximum-likelihood" recording channel, which allows significantly greater bit densities than conventional "peak-detection" channels. The measured error rates were one

in 10 billion, which would decrease to one in 10 trillion after standard error-correction codes were applied, meeting the stringent data-integrity requirements of the computer industry. That level of accuracy takes into account the fact that the head will not always be perfectly positioned over the data tracks, indicating that the system is capable of essentially flawless per-

*Continued on page 29*



# Electronics Experimenters' Books



**BP116—Introducing Digital Audio—CD, DAT and Sampling...\$10.00.** Digital audio involves methods and circuits that are totally alien to the technician or inquiring amateur who has previously worked with audio circuits. This book is intended to bridge the gap! The principles and methods are explained, but the mathematical background and theory are avoided when practical.



**BP325—A Concise User's Guide to Windows 3.1...\$7.95.** If you are having trouble with Windows 3.1, then discover how to manipulate Windows screens and how to run Windows and DOS applications under the Windows Graphic User Interface (GUI) environment. There's more: the word processor (Write), Program Manager, File Manager and Print Manager will be mastered by you. The text's scope is enormous.



**BP233—Electronic Hobbyists Handbook...\$9.95.** A collection of data for the amateur electronics enthusiast. The text includes data on a multitude of topics such as parts color codes, integrated circuit pin-outs, transistor lead-out diagrams and data, basic circuit building blocks, and much more. Where appropriate, detailed background information and explanatory notes are provided.



**BP278—Experimental Antenna Topics...\$5.95.** Contains 28 fascinating sections and includes many unusual practical antenna designs that use such outlandish materials as cardboard, aluminum foil, plastic bottles, cat-food cans, etc., even water!



**PCP104—Electronics—Build and Learn...\$9.95.** Construction details are given to build a circuit demonstrator that is used throughout the book to introduce common electronic components and how these components are built up to useful circuits.




**BP287—A Reference Guide to Practical Electronics Terms...\$8.95.** A companion volume to BP286. Covers the more practical and applied aspects of electronics. An essential reference work for the library of all those interested in electronics.



**PCP118—MIDI Survival Guide...\$7.75.** The book offers practical advice on starting up, setting up, and ending up with a practical MIDI system. Includes over 40 cabling diagrams and tips on connecting synths, sound modules, sequencers, etc.




**PCP117—Electronic Projects for Guitar...\$12.95.** If you are a guitarist, you'll find this collection of 16 guitar and general-purpose effects projects extremely useful at bargain do-it-yourself prices. Each project has an introduction, an explanation of how it works, complete instruction on stripboard layout and assembly, as well as notes on setting it up and using. Written for the beginner project builder.



**BP256—Introduction to Loudspeakers and Enclosure Design...\$5.95.** All you need to know about the theory and operation of loudspeakers (drivers) and the various types of enclosures (boxes) into which they should be built. Crossover units are covered. Also includes the complete design and construction details of how to make an inexpensive but high-quality enclosure called the "Kapellmeister."



**BP195—An Introduction to Satellite Television...\$9.95.** As an introduction to satellite television this book is presented on two levels. For the absolute beginner with no previous knowledge, the story is told as simply as it can be in the main text. For the professional engineer, student or others with technical backgrounds, there are numerous appendices backing up the main text with additional technical and scientific details.



**BP275—Simple Shortwave Receiver Construction...\$6.95.** Contains practical designs for building a number of simple shortwave receivers. Comprehensive plans include diagrams and full coil-winding details where necessary.




**BP251—Computer Hobbyists Handbook...\$8.95.** Provides a single, quick reference source to bountiful data and information that the computer hobbyist will find useful. An absolutely essential addition to your bookshelf that will become a reference text.



**BP162—Counting on QL Abacus...\$4.95.** Shows the reader how to get the maximum use from the enormously powerful QL Abacus which is a practical spreadsheet-type program. Useful for presenting information and data.



**BP58—50 Circuits Using 7400 Series IC's...\$5.50.** Interesting and useful circuits and applications that cover many different aspects of electronics using this readily freely obtainable, inexpensive and fantastically versatile series of devices.



**BP298—A Concise Introduction to the Macintosh System and Finder...\$6.25.** If you have one of the popular Macintosh range of computers, this book is designed to help you get the most from it. Although the Mac's WIMP user interface is designed to be easy to use, much of it only becomes clear when it is explained in simple terms. All Macintosh computers are covered including the new "Classic" range.



**BP101—HOW TO IDENTIFY UNMARKED IC's...\$2.25.** A chart that shows the reader how, with just a multimeter, to go about recording the particular signature of an unmarked IC which should enable the IC to then be identified. By now you are probably wondering what an IC signature is. It is a specially plotted chart produced by measuring the resistances between all terminal pairs of an IC.



**PCP114—Advance MIDI User's Guide...\$14.95.** Although still regarded by many as nothing more than a way to get one instrument to follow the playing of another, MIDI actually has capabilities that go well beyond the simple slaving arrangement. This splendid book explains all the MIDI messages, routing MIDI in simple to advanced systems, explains how to troubleshoot when things go wrong, and much more.

## Bargain Table Best Buys for Experimenters and Computer Buffs

- |                                                                                      |                                                                                      |
|--------------------------------------------------------------------------------------|--------------------------------------------------------------------------------------|
| <input type="checkbox"/> BP106—Modern Opamp Projects .....\$5.75                     | <input type="checkbox"/> BP195—An Introduction to Satellite Television .....\$6.25   |
| <input type="checkbox"/> BP137—BASIC and FORTRAN in Parallel .....\$3.95             | <input type="checkbox"/> BP198—An Introduction to Antenna Theory .....\$6.95         |
| <input type="checkbox"/> BP138—BASIC and FORTH in Parallel .....\$3.95               | <input type="checkbox"/> BP248—Test Equipment Construction .....\$5.95               |
| <input type="checkbox"/> BP154—An Introduction to MSX BASIC .....\$4.95              | <input type="checkbox"/> BP249—More Advanced Test Equipment Construction .....\$6.95 |
| <input type="checkbox"/> BP169—Hot to Get Your Computer Programs Running .....\$5.95 | <input type="checkbox"/> BP260—A Concise Introduction to OS/2 .....\$4.95            |
| <input type="checkbox"/> BP194—Modern Opto Devices Projects .....\$6.25              | <input type="checkbox"/> BP263—A Concise Introduction to dBASE .....\$6.95           |

**ELECTRONIC TECHNOLOGY TODAY INC.**  
P.O. BOX 240, Massapequa, NY 11762-0240

Name \_\_\_\_\_  
Address \_\_\_\_\_  
City \_\_\_\_\_ State \_\_\_\_\_ Zip \_\_\_\_\_  
EN3 Allow 6-8 weeks for delivery

**SHIPPING CHARGES IN USA AND CANADA**

\$0.01 to \$5.00 .....	\$2.00
\$5.01 to \$10.00 .....	\$3.00
\$10.01 to 20.00 .....	\$4.00
\$20.01 to 30.00 .....	\$5.00
\$30.01 to 40.00 .....	\$6.00
\$40.01 to 50.00 .....	\$7.00
\$50.01 and above .....	\$8.50

**SORRY** No orders accepted outside of USA & Canada

Number of books ordered

Total price of merchandise .....	\$ _____
Shipping (see chart) .....	\$ _____
<b>Subtotal</b> .....	\$ _____
Sales Tax (NYS only) .....	\$ _____
<b>Total Enclosed</b> .....	\$ _____

**All payments must be in U.S. funds!**

# VIDEO NEWS

What's new in the fast-changing video industry.

DAVID LACHENBRUCH

● **Looking toward HDTV.** High-definition TV broadcasting is beginning to look as if it might become reality, as networks start to make commitments to broadcast in the new standard. At the recent convention of the National Association of Broadcasters (NAB), NBC said that it planned to begin transmitting some prime-time programming in HDTV in 1997, and Fox and other networks began looking at the new reality of HDTV for the first time as something that would really come to pass. Demonstrations of the Grand Alliance system in action convinced most doubters that the American digital HDTV system could do the job. Broadcasters still would like to have the option of broadcasting several digital programs in standard definition on their channels, but there is less certainty that they could continue broadcasting both analog and digital signals on two channels for very long, because other potential spectrum users are eyeing the current TV space greedily, and the government would love the revenues that a spectrum auction could generate.

The first widescreen HDTV sets for the Grand Alliance system will go on sale in less than two years, Jerry Pearlman, chairman of Zenith Electronics, predicted at the NAB convention. He noted that three TV manufacturers that are members of the Grand Alliance—Philips, Thomson (RCA), and Zenith—account for half of the TV sets sold in the United States. He predicted that the first HDTV sets sold here would be capable of displaying the current analog standard definition signals along with digital HDTV. Pearlman forecast that PBS will be among the first HDTV broadcasters "and will experience an initial advantage" that could lead to long-range leadership." Pearlman noted that the success of Digital Satellite System broadcasts proves that consumers

are willing to pay for better pictures and sound. "Consumers have been reading and hearing about HDTV for five years. Now they're ready to buy."

● **Two digital VCRs.** Formats might come and formats might go, but VHS goes on forever—at least that's the way JVC would like it. As the developer and proprietor of the standard home video-recording format, JVC has introduced many advances in the system while preserving compatibility. Conventional VHS led to VHS Hi-Fi, VHS-C (compact), S-VHS (super), and W-VHS (widescreen). The latest development is D-VHS—D for digital and data. JVC's newest sub-format continues to record and play back in standard analog mode, but also is capable of storing digital signals. The system already has been approved by most of the major VHS manufacturers.

JVC describes D-VHS as a "digital data server." It can record, store, and play back digital data, but cannot convert analog to digital data or vice versa. Using bitstream recording technology, it records compressed or processed signals on tape directly as digital data and outputs them in the same state as they were input.

The first use of D-VHS will be as a time-shift medium for the Digital Satellite System (DSS) as soon as an interface is developed. The D-VHS recorder will take digital signals from the DSS set-top box, record them, and on playback will feed them back into the same box for digital expansion, decoding and converting to analog form to be directed to the TV set.

Final specifications were still being developed at our deadline, but the system will record on a cassette similar in dimensions to a standard VHS cassette but containing S-VHS tape. It will have

three recording modes. In STD mode, it will be capable of recording MPEG-2 encoded material, with a maximum input data rate of 14 megabits per second (Mbps), recording time of five hours (32.7 gigabytes capacity), or seven hours (44.7 gigabytes) using thin tape. In HD mode, with 28.2 Mbps input data rate, it will record for 2½ hours or 3½ hours with thin tape, and can record a digitally encoded high-definition program or six standard-definition programs simultaneously. LP mode, whose standards haven't yet been set, can record for up to 49 hours on a single cassette at 2 Mbps.

JVC says that it hopes to start producing D-VHS recorders late next year, with the United States as the first market, because the U.S. currently has the only digital TV system in use (DSS). The price will be 30,000 yen more than a standard VHS recorder, or about \$350 additional, at our press time. The system isn't confined to TV, of course, but can record, store, and play back any digital data stream, responding to any format. As one JVC official said, "We don't change the signal. What goes in goes out."

● **And also DVC.** The digital videocassette (DVC) recorder approved by 50 of the world's hardware and tape manufacturers is still in the works. It differs from D-VCR not only in format and dimensions but in what it does, which is to record, store, and play back any analog or digital video signal in digital format. It will use ¼-inch-wide metal tape in cassettes of two sizes, and probably will appear first in a version for broadcast news-gathering (*Video News*, June 1995). Its first consumer use is expected to be in the form of a compact camcorder, capable of recording for 60 minutes (standard definition) on a

*Continued on page 29*



**More  
Lessons!**

**More  
Services!**

# A Shocking Offer!

Now you don't have to be enrolled at CIE to receive our introductory Electronic and Electricity Lesson Modules. This program is available for a limited time to non-students for the shockingly low price of only \$99.50.

With CIE's patented AUTO-PROGRAMMED method of learning you will quickly learn and then master the basics of electronics and electricity and then move on to... DC/AC circuit theories, fundamentals of bi-polar junction transistors (BJT), field effect transistors (FET), wiring, diagram and schematic readings, component identification, soldering techniques... and much, much, more. This introductory offer includes the first 39 lessons in CIE's Associate in Applied Science in Electronic Engineering Technology Degree.

Your commitment to CIE ends with your payment, but CIE's commitment to your success just begins when you receive your lessons, exams, binder and equip-

ment. This special introductory price includes all the benefits and assistance CIE normally extends to its full time students. You'll be entitled to unlimited access to CIE's faculty and staff to assist you in your studies via a toll free 800 number six days a week, 24-hour turnaround on grading your submitted exams, CIE bookstore privileges, a patented learning method, reference library, access to CIE's electronic bulletin board and a free issue of CIE's school newspaper The Electron.

**And best of all, when you decide to continue your electronics education in any of CIE's programs you'll receive full academic credit for successful lessons submitted and a \$100.00 Tuition Credit Certificate.**

All this knowledge and support will put you on the road to understanding digital electronics, automotive and industrial electronics, microprocessing principals, computer systems, telecommunications and much, much, more.



**All This For Only!**

# \$99.50

- \$100.00 Tuition Credit
- Academic Credit
- Free issue of The Electron
- Build your personal burglar alarm
- Toll Free Instructor Assistance
- 24-hour grading
- CIE bookstore privileges

- 39 theory and hands-on training lessons and exams.
- Patented learning method
- CIE electronic bulletin board privileges

**Yes! Send me CIE's Introductory Electronic and Electricity Lessons and Equipment.** A7328

Name: \_\_\_\_\_

Street: \_\_\_\_\_ Apt#: \_\_\_\_\_

City: \_\_\_\_\_

State: \_\_\_\_\_ Zip: \_\_\_\_\_

Age: \_\_\_\_\_ Phone: (\_\_\_\_\_) \_\_\_\_\_

Total Merchandise: \_\_\_\_\_ \$99.50

Ohio Residents add 7% Sales Tax: \_\_\_\_\_

California Residents add 6 1/2% Sales Tax: \_\_\_\_\_

Total This Order: \_\_\_\_\_

Shipping and Handling Charge: \_\_\_\_\_ \$5.00

Method of Payment/Amount Enclosed: \_\_\_\_\_ \$

Personal Check or Money Order

Master Card    Visa    Discover

Card Expiration Date: \_\_\_\_\_

Signature: \_\_\_\_\_



**BOOKSTORE**  
1776 East 17th Street  
Cleveland, Ohio 44114



**CHARGE BY PHONE!**  
9 AM to 4:30 PM Eastern Time;  
1-800-321-2155 ext. 7328

July 1995, Electronics Now

Write to Q & A, Electronics Now, 500-B Bi-County Blvd., Farmingdale, NY 11735

## VOLTAGE INDICATOR

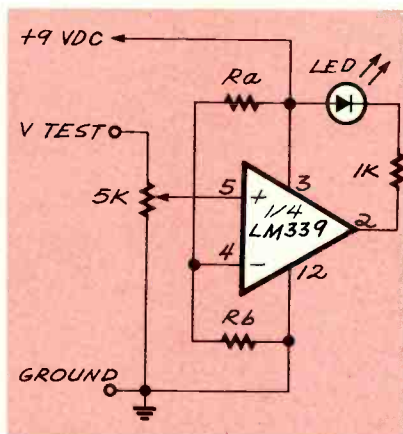
I would like to build a circuit that displays the battery voltage level in my automobile. I'd like a bargraph consisting of about four LEDs that lights up as the voltage ranges between about 3 and 12 volts. I would also like to be able to set the trigger levels for the LEDs. Can you think of a simple circuit that would do this?—O. Vera, Mexico City, Mexico

I've lost count of the number of voltage monitors I've designed for use in cars, but this is the first time I've ever been asked about one that has to read down to 3 volts. Most monitors have a low value of about 11 volts—the lowest voltage you should ever see in a modern car's electrical system.

Because you want to monitor voltages that are much lower than a car's normal operating voltage, you can use a National Semiconductor LM339 comparator. That part is inexpensive and readily available. One strange characteristic of the LM339 is that, for reasons unknown, the power and ground pins are not in the standard upper left and bottom right positions; power is input at pin 3, and ground is connected to pin 12.

The simplest way to use the LM339 for your application is shown in Fig. 1. You will need as many of these circuits as the number of LEDs you want in your bargraph. The LED turns on when the input voltage at pin 5 of the LM339 falls below the reference voltage at pin 4. You can set the reference voltage for each stage of your bargraph by changing the value of the two resistors  $R_a$  and  $R_b$  that form the voltage divider at pin 4. The 5-kilohm trimmer potentiometer for the input voltage at pin 5 is optional, but it might help you set voltage levels exactly where you want them.

Because you're using this device in a car, I would suggest that you regulate the input voltage to the cir-



**FIG. 1—VOLTAGE COMPARATOR circuit.** The LED turns on when the input voltage at pin 5 of the LM339 falls below the reference voltage at pin 4.

cuit because the voltage in an automobile is anything but constant. An LM7809 9-volt regulator would be a good choice.

There are four separate comparators in the LM339 package, so you can use one IC to monitor four different voltages. If you don't use one of the comparators in the chip, be sure to ground the inputs and outputs of the unused comparators or else they will tend to oscillate.

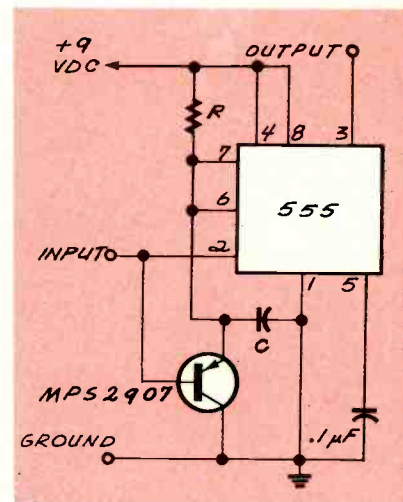
## SIGNAL MONITOR

In our office we have a control line that sends a steady square-wave to various pieces of equipment configured in a daisy-chain arrangement. I need a circuit that will warn me when there's a loss of the control signal. There are commercial monitors available but they're expensive. Can I build a circuit that will do the same thing?—G. Benfer, Indy, NY

What you're asking for is a missing-pulse detector, and you can build one for about two bucks in parts. I'm sure that's a significant savings over the commercial units you mentioned.

A missing-pulse detector is a circuit whose output is triggered only if

there's a loss of signal at its input. In the circuit shown in Fig. 2, the 555 timer IC is configured as a one-shot multivibrator that produces a pulse whose width is determined by the value of resistor  $R$  and capacitor  $C$ , shown in the schematic. The values for those parts can be calculated by using the formula  $T = 1.1RC$ . You should select values that make the output pulses about twice as wide as the input trigger pulses from the control line. As long as there's a steady stream of input trigger pulses, the 555 will output a logic high. If there's a loss that lasts only for one input pulse period—the 555 will time out and its output will go logic low until the next trigger pulse arrives. The logic low at the 555 output can trigger an alarm, a time recorder, a counter, or any other device you want.



**FIG. 2—A MISSING-PULSE DETECTOR** triggers its output when there's a loss of signal at its input. Here the 555 timer IC is configured as a one-shot multivibrator that outputs a pulse whose width is determined by the value of resistor  $R$  and capacitor  $C$ .

## NETWORK CARD SETTINGS

I'm setting up a small Novell network in my office, and I have to set the IRQ, the I/O base address, and the memory base ad-



# GET THE LATEST ADVANCES IN ELECTRONICS

SUBSCRIBE TO—

# Electronics NOW



## ENJOY THE WORLD OF ELECTRONICS EACH MONTH!

Subscribe to the best informed electronics magazine—the one that brings you the latest high-tech construction projects, feature articles on new technology, practical troubleshooting techniques, circuit design fundamentals, and much more.

**Electronics Now** looks to the future and shows you what new video, audio and computer products are on the horizon. You'll find helpful, monthly departments such as Video News, Equipment Reports, Hardware Hacker, Audio Update, Drawing Board, Computer Connections, New Products, and more. All designed to give you instruction, tips, and fun.

### Electronics Now gives you exciting articles like:

- Buyer's Guide to Digital Oscilloscopes
- Build A Scanner Converter
- Single-Chip Voice Recorder
- Build A MIDI Interface for your PC
- Troubleshoot Microprocessor Circuits
- Build A High-Power Amplifier for your Car
- Add Music On Hold to your Phone
- All About Binaural Recording
- VGA-to-NTSC Converter



FOR FAST SERVICE CALL OUR TOLL-FREE NUMBER!

# 1-800-999-7139

## DON'T DELAY — SUBSCRIBE TODAY!

If you prefer, just fill out the order card in this magazine and mail it in today.

7EG54

**PARTIAL LIST OF CONTENTS**

- Alternative Energy
- Amateur Television
- Antennas
- Antenna Duplexers
- Associations
- Auto Tags
- Award Plaques
- Badges, Balloons
- Batteries, Blimps
- BBS Listings
- Beam Headings
- Belt Buckles
- Books
- Books, Braille
- Books, Soviet
- Bumper Stickers
- Calendars
- Classified Ads
- Crystals
- Digital Frequency Display
- Digital Signal Processing
- Direction Finding
- Directories
- Duplexers
- DX Guides
- Embroidered Caps
- Emergency Supplies
- Filters
- Frequency Converters
- Frequency Counters
- Headphones
- Hurricane Tracking
- ID, Morse Code
- Interfaces:
- Computer-to-Rig
- Iron Powder and Ferrite
- Keys, Kits, Lasers
- Linear Amplifiers
- Magazines, Manuals
- Meters
- Modifications, Mugs
- Newsletters
- Online Directories
- Software, Amiga
- Software, Apple
- Software, Commodore
- Software, PC
- Study Guides
- Surveillance
- Tools, Transverters
- TVI Filters
- Used Equipment
- Video Cams
- Weather Instruments

**Tune in the mail-order market for greater Ham Radio activity and enjoyment!**



Uncover the Undiscoverable

Eliminate Wasteful Search Time

Find the Better Buys

**Discover who's who in over 220 Amateur Radio activities!**

Introducing the one and only directory that will open the world of Amateur Radio mail-order bargains for you! Discover who's who in the world of amateur radio mail order! Find the part, antenna, test gear, gadget or gizmo you can't buy over the counter. Over 1700 listings! Over 220 categories! Plus, the huge Resource Directory includes the following: a list of 100 FREE catalogs you can order today; a list of 85 computer BBS's, 322 worldwide clubs; etc. Also included are mini-directories on Foreign Radio magazines, Amateur Radio satellites, Amateur Radio DX hotlines and helplines, detailed glossary, and the W6DDB Library of Tips for Hams! You'll find your copy of the 1994 *Amateur Radio Mail Order Catalog and Resource Directory* must reading!

**A "must have" Directory for Hams, SWL's, project builders, & electronics enthusiasts!**

**I need to know** who's who in the Amateur Radio mail-order business! Send me the latest edition of *The Amateur Radio Mail Order Catalog and Resource Directory* now!

Check one:

- \$9.98 which includes shipping and handling for postal *Book Rate* delivery to US and Canada
  - \$12.98 which includes shipping and handling for postal *First Class* delivery to US
  - \$14.48 which includes shipping and handling for postal *First Class* delivery to Canada
- Payment in US funds only.

VISA    MasterCard    USA Bank Check    US or International Money Order

Credit Card Number \_\_\_\_\_ Exp. Date \_\_\_\_/\_\_\_\_/\_\_\_\_

(If used) Signature \_\_\_\_\_ Total No. of Copies \_\_\_\_\_

Print Name \_\_\_\_\_ Total Amount \$ \_\_\_\_\_

Address \_\_\_\_\_

City \_\_\_\_\_ State \_\_\_\_\_ ZIP \_\_\_\_\_

Send orders to CLAGGK, Inc., PO Box 4099, Farmingdale, NY 11735. No COD orders. Credit Card users may telephone or Fax Orders. Telephone 516-293-3751 or FAX 516-293-3115.

10 Prices subject to change. Allow 6 to 8 weeks delivery.

CB01

dress on the network card. I'm not sure what these settings are. Can you help?—R. Dorian, Trintity, NJ

Network cards are like any other device that must communicate with a computer. The card needs an interrupt request, or IRQ, so that it can signal the host computer when it needs to talk to it. When the network card generates its interrupt, the computer runs an interrupt servicing routine that lets it talk to the card, get data from the card, and then go back to what it was doing before the interrupt occurred.

The I/O base address lets the computer know where in its memory map the card is located. When your computer wants to communicate with the card, it has 65,535 possible I/O addresses to choose from, so the card must be set to a specific address, and the software that the computer uses to talk to the card must also know what the address is.

The memory base address is needed only if you have a workstation without any floppy- or hard-disk drives. In this case, you would have a PROM on the card containing a small program that can boot the computer and connect it to the network. If a computer does have any disk drives, the boot PROM is unnecessary, and the setting of the memory base address doesn't matter. It's good practice to set the address to the highest possible value (usually D800) because that's safely above the memory used for video.

The key factors in getting the card to work are to make sure the selected interrupt and I/O base address aren't used by any other device in your computer, and that the two parameters are set at the same values on the card and in the software.

**LIGHT TURN ON**

**I built a circuit that turns on the lights on my night stands and it works great as long as the room is bright or dark. However, when there is some light in the room, the comparator goes into oscillation. I cannot find a way to stop it regardless of where the potentiometer is set. What should I do?—Emilio Ricciardelli**



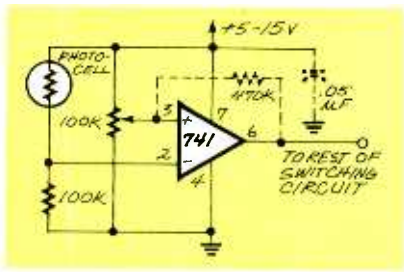


FIG. 3—THIS LIGHT TURN-ON CIRCUIT originally had oscillation problems. The 470K resistor introduces the hysteresis to prevent the oscillation.

What you need to do is add hysteresis—that is, make the turn-on and turn-off light levels slightly different, so that the circuit can't vacillate between them. Figure 3 shows your circuit as we breadboarded it. The 470K resistor introduces the hysteresis. If it's not enough, try 220K. With hysteresis, the comparator is now a Schmitt trigger.

Other hints: (1) Put a capacitor across the power supply, as close to the op-amp as possible; (2) use a 741 or TL081 op-amp rather than an LM339 comparator if you don't need high-speed operation.

#### ORGAN RESTORATION

**I am starting to restore a 1948 electronic organ. Why does it use dual and triple "in a can" electrolytic capacitors instead of separate capacitors? What must I consider when replacing them?—Jack Dowell**

Dual and triple electrolytics were used in order to save space. The can is connected to the negative terminal of all the capacitors in it. Fortunately, newer electrolytics are smaller and you can generally find room for them under the chassis, leaving the can in place (but disconnected) in order to preserve the original appearance.

The replacement filter capacitors should have equal or greater capacitance values and equal or greater voltage rating. Nowadays it's often practical to use a considerably larger capacitance than the original equipment did, thus reducing the amount of hum in the circuit. You can get high-voltage capacitors (and even some authentic "cans") from Antique Electronic Supply, 6221 S. Maple Ave., Tempe, AZ 85283.

#### LASER PHONOGRAPH

**I have a large record collection dating from the '40s. Every time I play one of these gems, I feel guilty knowing the additional wear I'm imposing on the irreplaceable discs. Surely someone must have come up with a way of reading these records optically using laser technology and lenses, thereby preserving the records indefinitely. I can almost imagine coming up with something like that myself. Is there anything like this available?—John F. Leahy**

It sounds like a good idea to us, too, but we've never seen one for sale. One was announced several years ago, but it never went on sale. One solution is to make the best possible recordings of the records, perhaps on digital audio tape, and then listen to only the recordings to preserve the records.

#### TV SCOPE

**I need an oscilloscope but can't afford a real one. Do you have a simple circuit for converting a TV into an oscilloscope?—Angelo Garcia**

See "Turn Your TV Screen Into an Oscilloscope," *Popular Electronics*, September, 1982, pp. 63–65. That circuit is entirely external to the TV; it uses a 555 as a pulse-width modulator synchronized with the TV's horizontal sweep to draw a trace vertically on the screen. The only problem is that it covers only low audio frequencies and is more of a novelty item than a practical test instrument.

Converting a TV into a full-function oscilloscope isn't practical. Because the TV picture tube uses magnetic rather than electrostatic deflection, frequency response would be poor. But you can go to a hamfest (ham radio swap meet) and pick up a used oscilloscope for \$25 or less (possibly much less; I have been offered very old ones for free). See "New Life for Old Scopes," *Electronics Now*, September 1994. To find out about hamfests in your area, contact the local ham radio club or write to ARRL HQ, Newington, CT 06111.  $\Omega$

## EARN YOUR B.S. DEGREE IN COMPUTERS OR ELECTRONICS



### By Studying at Home

Grantham College of Engineering, now in our 45th year, is highly experienced in "distance education"—teaching by correspondence—through printed materials, computer materials, fax, modem, and phone.

No commuting to class. Study at your own pace, while continuing on your present job. Learn from easy-to-understand but complete and thorough lesson materials, with additional help from our instructors.

Our Engineering Technology B.S. Degree Program is available in either of two options:

- (1) The B.S.E.T. with Major Emphasis in Electronics, OR
- (2) The B.S.E.T. with Major Emphasis in Computers.

Our Computer Science B.S. Degree Program leads to the B.S.C.S.—the Bachelor of Science in Computer Science.

An important part of being prepared to *move up* is holding the right college degree, and the absolutely necessary part is knowing your field. Grantham can help you both ways—to learn more and to earn your degree in the process.

Write or phone for our free catalog. Toll free, 1-800-955-2527, or see mailing address below.

Accredited by  
the Accrediting Commission of the  
Distance Education and  
Training Council

**GRANTHAM**  
*College of Engineering*  
Grantham College Road  
Slidell, LA 70460

# LETTERS

Write to Letters, *Electronics Now*, 500-B Bi-County Blvd., Farmingdale, NY 11735

## MINIANALYZER UPDATE

A reader who built the *Mini Logic Analyzer* (*Electronics Now*, February 1995, page 47) wanted to know why he saw multiple traces with a single input. The answer was given in the article, but it probably was not as clear as I thought it was when I wrote it. The third sentence in the second paragraph on page 82, under the heading "IC Checker," states: "Inputs 5 through 8 are grounded to avoid stray pickup."

Grounding those pins follows the general rule about grounding unused inputs pins on ICs such as the CD4066B CMOS quad bilateral switch whose unused input pins become high-impedance pickup antennas in the off state. Alternatively, pull-down (terminating) resistors can be attached to each input.

Any value greater than 10 kilohms will work satisfactorily and not load the source circuitry. Those resistors can be permanently tack soldered in the circuit or they can be temporarily installed at the input leads.—James J. Barbarello

## VOLTAGE CONVERTER CORRECTION

There is a consistent error in the pin numbering on the schematic symbol for the 555 timer IC in six of the figures in the "Voltage Converter" article (*Electronics Now*, April 1995, page 42). In Figures 2, 3, 4, 5, 7, and 8 (pages 42, 43, and 44) the numbers identifying the pins on the left side of the symbol are incorrect. In all of those figures, the pin labeled "2" should be "7," and the pin labeled "7" should be "2."—Ray Marston

## FLORIDA HAMFEST

The Suncoast Amateur Radio Club will hold its Fifth Pasco County Hamfest on September 24, 1995, from 9:00 AM to 3:30 PM at the New Port Richey (Florida) Recreation Center. (The center is located about 25 miles north of Tampa, Florida). A W5YI testing session will be

conducted, and an ARRL awards manager will be present to verify QSL cards for awards. The admission price is \$5 at the door; children under 12 years of age will be admitted free.

Exhibitors' spaces that include a chair, a table, and the price of admission for one adult are available for \$15. There is an extra charge of \$5 for electric service at each table. Vendors must pre-register by contacting Tim, WD8MVU, at 1-813-848-0353 (The talk-in local frequency is 145.35 MHz; from long distance it is 147.150 MHz).

For more information, contact the Suncoast Amateur Radio Club at P. O. Box 1992, New Port Richey, FL 34656-1992.

DON NYSTROM, KA2KDP  
Assistant Hamfest Coordinator  
Port Richey, FL

## MORE ON LEAD-ACID BATTERY DRAIN

Lead-acid batteries experience "concrete drain" because of the dust and moisture that accumulates on their top surfaces. This can be checked with a voltmeter. Connect the negative probe to the negative terminal of the battery and slowly drag the positive probe across the top toward the positive terminal. As the probe crosses each cell, the voltage reading will increase.

The reading could be as high as 10 volts on a 12-volt battery with a conductive film of dirt and moisture on its upper surface. This voltage is less likely to be found in batteries with side terminals.

Concrete floors on grade are known to "sweat" under certain conditions of temperature and relative humidity changes. This means that moisture migrates to the surface and is visible as wet patches. A battery left directly on a bare concrete floor will also sweat. That, reaction, along with dust settling on the battery top, can cause the voltage drain.

The way to solve the discharge

problem is to store the battery on an insulating shelf, and cover the top so that dust cannot settle on it.

MIKE A. LEATHERWOOD  
Alba, TX

Yes, current cannot leak out through the battery case unless the case is damaged. However, if the concrete floor on which the battery is stored is significantly warmer or colder than the air around the battery, the resulting temperature stratification in the liquid electrolyte can cause a slow discharge of the lead-acid battery.

GERALD PARK  
Professor Emeritus of Electrical Engineering  
Michigan State University

## IN DEFENSE OF CSICOP

The letter from Benson Boss (*Electronics Now*, January 1995) condemning the Committee for the Scientific Investigation of Claims of the Paranormal (CSICOP) requires an answer. I will take on his points one by one:

1. He says that CSICOP condemns before investigating. Can he give me an example of that? CSICOP has investigated countless claims of paranormal events. In many cases, the claims have absolutely nothing but anecdotal evidence to support them.

Plenty of television talk shows provide a large audience for people who want to make fantastic claims. I certainly don't want CSICOP to join that parade. Just remember that the second and third words in CSICOP's title are "scientific investigation."

Mr. Boss claims that the committee picks on weak, absurd, and vulnerable reports of the paranormal. That probably represents most paranormal claims. Does he know about any paranormal event that CSICOP refuses to explore because that event could possibly be real? I'm sure CSICOP will pay particular attention to any paranormal claim that seems remarkable.



# MIXED-MODE POWER

## Design & Verify Faster with Electronics Workbench®

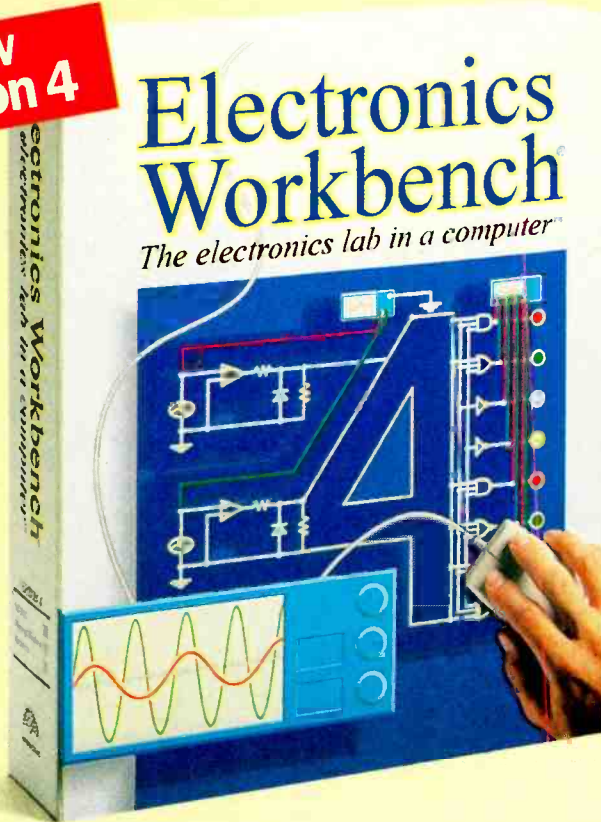
**New  
Version 4**

### Analog, Digital & Mixed Circuits

Electronics Workbench® Version 4 is a fully integrated schematic capture, simulator and graphical waveform generator. It is simple to mix analog and digital parts in any combination.

### Design and Verify Circuits... Fast!

Electronics Workbench's simple, direct interface helps you build circuits in a fraction of the time. Try 'what if' scenarios and fine tune your designs painlessly.



### More Power

Simulate bigger and more complex circuits. Faster. On average, Electronics Workbench Version 4 is more than 5 times faster than Version 3.

### More Parts

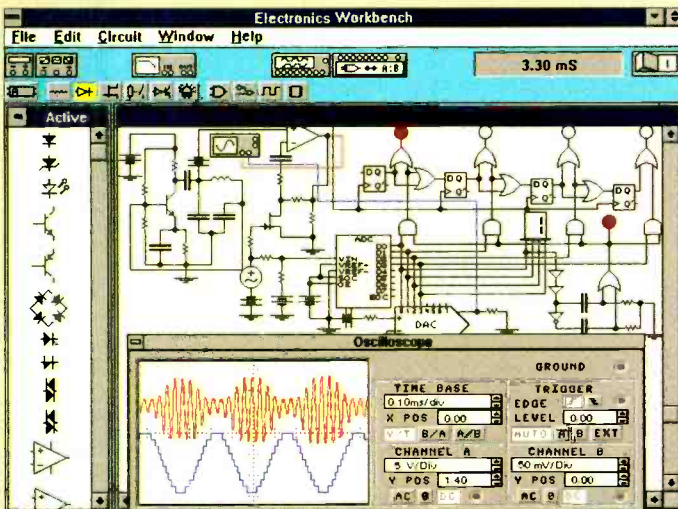
Multiple parts bins contain over twice the components of Version 3.

### More Models

Over 350 real world analog and digital models are included free with Electronics Workbench. And, if you need more, an additional 2,000 models are available.

Electronics Workbench delivers the power you need to design and verify analog, digital and true mixed mode circuits. Over 20,000 customers have already put Electronics Workbench to the test. The result: Better designs... Faster. And over 90% would recommend it to their colleagues.

Electronics Workbench will save you time and money. We guarantee it.\*



True mixed-mode simulation: Simultaneous AM transmission, digitization and pulse-code modulation of a signal.

Trademarks are property of their respective holders. Offer is in U.S. dollars and valid only in the United States and Canada.

## Call Now: 800-263-5552

### Just \$299 + \$15 S/H For Windows, DOS or Macintosh

\*30 day money-back guarantee  
Free unlimited technical support



Yes, I'm interested in Electronics Workbench.

Name: \_\_\_\_\_

Title: \_\_\_\_\_

Organization: \_\_\_\_\_

Address: \_\_\_\_\_

Phone: \_\_\_\_\_

I prefer to be contacted by email/fax at:

**INTERACTIVE IMAGE TECHNOLOGIES LTD.**

908 Niagara Falls Blvd. #068, North Tonawanda, NY 14120-2060

Telephone: 416-977-5550 FAX: 416-977-1818

E-mail: ewb@interactiv.com

CompuServe: 71333,3435 BBS: 416-977-3540



Australia: 2519-3933 • Brazil: 11-453-5588 • Cyprus: 262-1068 • Denmark: 33-25-0109 • Finland: 0-297-5033 • France: 1-4908-9000 • Germany: 711-62-7740 • Greece: 1-524-9981 • Hungary: 1-215-0082 • India: 11-544-1343  
Israel: 3647-5613 • Italy: 11-457-5549 • Japan: 3-3882-3136 • Malaysia: 3-774-2189 • Mexico: 5-396-3075 • Netherlands: 18031-7666 • New Zealand: 9-267-1756 • Norway: 22-1670-45 • Portugal: 1814-6609  
Singapore: 462-0006 • Slovenia: 61-317-830 • South Africa: 331-6-8309 • South Korea: 2-2-222-431 • Spain: 1-553-3234 • Sri Lanka: 1-86-5970 • Sweden: 8740-5500 • Thailand: 662-398-6952 • UK: 203-23-3216

CIRCLE 126 ON FREE INFORMATION CARD

www.americanradiohistory.com

July 1995, Electronics Now

Mr. Boss condemns CSICOP for demanding physical evidence to substantiate claims. But that's how it should be—no one who believes in the scientific method should ever settle for less. Anyone can make up a fantastic story. No organization could possibly investigate every idiotic claim made in a world that does not seem to have a shortage of crackpots.

Finally, Mr. Boss believes that it is professors, intellectuals, and scientists (the sort of people who make up CSICOP) who prevent the introduction of any fundamentally new ideas in politics, religion, medicine, and science. Well, just who *has* made the major contributions in those areas?

The readers of *Electronics Now* are interested in electronics. There is no doubt that the incredible advances being made in that field are being made by just the kind of people Mr. Boss thinks are too narrow-minded to achieve such accomplishments.

Everyone interested in learning

about CSICOP should read its journal, *Skeptical Inquirer*.  
 RICHARD W. STICKA  
 Yorkville, IL

### ROTATION AND ACCELERATION SENSING

The "Q&A" response (March 1995, *Electronics Now*) was incorrect in stating that all forms of rotation and acceleration sensing are based on mechanical principles. The first theoretical work in non-mechanical rate sensing was done toward the end of the last century. It was the result of studies in interferometry and research done by a scientist named Sagnac. (An effect named for him is the basis for work in nonmechanical sensing being done today.)

Practical applications of non-mechanical acceleration and angular rate sensing date back more than 20 years. Laser and fiber-optic rate sensors (Sagnac sensors) do not depend on the classical principles of gyroscopic action, pendulous movement, tuning-fork os-

cillation, gimballed suspension, or displacement of a physical mass.

Unfortunately, the frequently used terms "laser gyro" and "fiber-optic gyro" are misnomers and are misleading. They defer to the better known mechanical gyroscope because they are intended to replace them. The mechanical gyro is still widely used today and is being improved continually.

The laser rate sensors work in accordance with the Sagnac effect and contain no moving parts. Two lasers are fixed on a base relative to each other and they emit beams that travel in opposite directions over a ring-shaped path formed by three or more mirrors.

When the position of this light "ring" is changed in inertial space, the clockwise and counterclockwise beam paths have different lengths so they produce a frequency or phase difference proportional to the rate at which the sensor's position changes.

This instrument, also called a ring laser, permits rotation to be mea-

# NOW Find the Right Part for Your VCR!



The 119-page Fifth Edition of the VCR Cross Reference contains both model and part number cross references. Over 1300 new parts and 360 new models have been added.

VCR's are made in a few factories from which hundreds of different brand names and model numbers identify cosmetically-changed identical and near-identical manufactured units. Interchangeable parts are very common. An exact replacement part may be available only a few minutes away from you even though the original brand-name supplier is out of stock. Also, you may be able to cannibalize scrap units at no cost.

**Only \$38.00 for pages  
\$69.95 diskette**

Claggk Inc.  
**VCR CROSS REFERENCE OFFER**  
 P.O. Box 4099  
 Farmingdale, New York 11735

Name \_\_\_\_\_  
 Business \_\_\_\_\_  
 Address \_\_\_\_\_  
 City \_\_\_\_\_  
 State \_\_\_\_\_ Zip \_\_\_\_\_  
 Phone \_\_\_\_\_

Enclosed \$38.00 for the ISCET VCR Cross Reference, Fifth Edition.

Enclosed \$69.95 for the diskette containing the ISCET VCR Cross Reference, Ver. 6.0. Please specify:

5¼ Diskettes (2) 3½ Diskette (1)

Include \$3.00 for shipping each Cross Reference (Pages or Diskette)

The total amount of my order is \$ \_\_\_\_\_

Check enclosed—do not send cash.

Visa  MasterCard Exp. Date \_\_\_/\_\_\_/\_\_\_

Signature \_\_\_\_\_

New York State residents must add applicable local sales tax to total.

CB03

## with the ISCET VCR CROSS REFERENCE

**NEW!** The Fifth Edition is contained on a diskette for IBM PC AT/XT compatibles, DOS 2.1 or higher. The disk software allows technicians to search by manufacturer for model numbers and description of part numbers. A parts editing sequence gives an on-screen view of all substitutes for parts entered. With the diskette, the technician can update files by adding model and parts

crosses of future models. The Fifth Edition can be printed on pages completely from the diskette.

The ISCET VCR Cross Reference, Fifth Edition, is on 8½ × 11-in., pre-punched pages and sell for \$38.00. The 3½ inch diskette sells for \$69.95 and you can view listings from a monitor or printed page.



sured without a spinning mechanical mass. The laser beam phase relationship can be sensed by an interferometer or detected by a photomultiplier or other device capable of measuring changes in light intensity accurately.

I know about proprietary work being done on these instruments by companies about 15 years ago. They applied the ring laser concept to solid-state, optical fiber gyros and accelerometers. The principal elements were fine glass optical fibers wound on tiny spools the size of a dime.

At that time, the experimental prototypes based on those optical fiber spools achieved only about 10% of the accuracy required for a practical guidance system. However, the developers were confident that they could achieve the required accuracy within 10 to 15 years.

These instruments were intended for guiding "Star Wars" interceptor projectiles which were to be about five inches in diameter and 10 to 12 inches long. I was also aware of other R&D that made use of even more exotic means for sensing acceleration—again without mechanical components. I have yet to see those concepts described in any publication in the public domain, so I can only assume that they are still classified.

Laser gyros have been installed in commercial and military aircraft for more than ten years. Some of those instruments are mounted in gimbaled platforms and others are directly mounted to the frame of the host vehicle.

THOMAS REDDIE  
Las Vegas, NV

#### BATTERY ISOLATOR COMMENTS

I want to comment on Randal Christman's question about using a battery isolator to maintain the charge on two batteries from one alternator ("Q&A," *Electronics Now*, April 1995). Modern, well designed voltage regulators for controlling an alternator are set for an output of 14.2 to 14.4 volts DC because a typical lead-acid cell requires roughly 2.4 volts DC per cell to charge it.

When a battery isolator is installed, the voltage drop across the

diodes will be about 0.5 to 0.6 volt DC. That drops the voltage across the battery to a value that is too low to charge a battery fully. A replacement adjustable voltage regulator should be a part of the system.

One way to obtain the diodes is to remove the plates from a discarded alternator. You will obtain an adequate heatsink, but the diodes should still be mounted where air can flow freely around them.


In the same Q&A column, Larry Bell asked about a lead-acid battery

losing its charge when stored on a bare concrete floor. That might have been a problem several decades ago when battery cases were made from hard rubber. The moisture migrates from damp concrete up the sides of the case causing electrical leakage and eventually discharges the battery. This is no longer a problem with modern batteries packaged in plastic cases because of their better insulation properties.

NEIL DENNIS  
Bliss, NY

Ω

# WAVE GOODBYE TO PRICEY TEST EQUIPMENT



GoldStar offers a comprehensive line of affordable Analog and Digital Storage Oscilloscopes for your diagnostic needs.

- Signal Delay Lines
- Variable Holdoff
- TV Sync
- Max. Sweep Time of 2ns/div.

Digital Storage with CRT Readout and Cursor Control	Analog CRT Readout and Cursor Control	Analog
OS-3020: 20 MHz, 20 MS/s	OS-902RB: 20 MHz, Delayed Sweep	OS-9020A: 20MHz, Basic
OS-3040: 40 MHz, 20 MS/s	OS-904RD: 40 MHz, Delayed Sweep	OS-9040D: 40MHz, Delayed Sweep
OS-3060: 60 MHz, 20 MS/s		OS-9060D: 60MHz, Delayed Sweep
		OS-8100A: 100MHz, Delayed Sweep
		OS-9020G: 20MHz with 1MHz Function Generator

Don't forget the other sensibly priced instruments available from GoldStar (Sweep Function Generators, Frequency and Universal-Counters, Bench Power Supplies, and Bench and Handheld-Digital Multimeters).



**LG Precision**  
The Sensible Source

13013 East 166th St., Cerritos, CA 90701 310-404-0101 fax: 310-921-6227

CIRCLE 179 ON FREE INFORMATION CARD

# EQUIPMENT REPORTS

## Fluke GMM Graphical Multimeter.

*A Fluke Graphical Multimeter gives you a complete shelf of test instruments in a rugged, handheld case.*

CIRCLE 15 ON FREE INFORMATION CARD



Picking up where the Model 865 left off, it includes an optically isolated RS-232 cable and the software that will permit it to be interfaced with a printer or personal computer. This model includes a rechargeable nickel-cadmium battery pack in place of the alkaline batteries.

Twenty-three years ago, the then John Fluke Mfg. Co. put most of the circuitry of one of its benchtop DMMs on two custom-made IC chips and revolutionized the industry. Before long much of that circuitry had migrated to a single silicon single chip and the semiconductor manufacturers who had made them decided to recover some of their costs by selling the formerly custom devices to other instrument manufacturers.

The availability of the single-chip IC that contained the crucial inner workings of the DMM for a low price opened the door for the new class of pocket-sized, handheld, battery-powered DMMs that offered most of the features obtainable only in expensive benchtop models from a few well known American manufacturers. In this clear example of "trickle-down of advanced features," handheld meters priced under \$100 were soon doing what only the \$300 to \$500 benchtop models could do.

This turn of events impacted heavily on American instrument manufacturers who had been making benchtop DMMs. If they wanted to stay in the business where prices were falling, they had the options of manufacturing offshore or building automated facilities to continue manufacture in the U.S.A. Faced with this prospect some dropped out. But Fluke was one of the companies that elected to stay and fight. It built an expensive, largely automated facility for manufacturing DMMs in this country, and emphasized its reputation for quality and customer service.

The latest 860 Series graphical

**F**luke Corporation, long known for its innovations in multimeters, has introduced its new 860 series of Graphical Multimeters (GMM). These instruments combine the functions of a digital multimeter with those of an oscilloscope, an in-circuit component tester, a trend plotter, and a logic activity detector—all in a single handheld, battery-powered package. Clearly these meters have more to offer than the under \$100 run-of-the-mill DMMs. With price tags that range from \$795 to \$1295, they are positioned well into the professional class.

The three meters in the 860 series all look the same and all are packaged in the same yellow cases. A multifunction liquid-crystal display occupies about one third of the top surfaces. Controls include the now well accepted rotary switch accompanied by rows of supplementary pushbuttons. These instruments have the feel of heavy-duty meters that can take some roughing up without a whimper; for all their sophistication, they are not pale laboratory bench wimps.

The 860 series GMM test tools are intended for troubleshooting, maintenance, installation, and calibration of industrial and medical equipment. They are also suitable for the repair and maintenance of computers, office machines, communications equipment, and consumer electronics.

All three of the 860 models contain a basic "core" of performance

features that set them apart from all other digital multimeters on the market. Two of the higher priced models have additional supplementary features. This gives the customer who has decided that he needs a high-performance DMM the opportunity to see what he can get for the higher price tags and determine whether those features will pay off.

The lowest-priced Model 863 offers 32,000-count (4.5 digit) resolution, a dual digital display, and an simulated moving-needle analog display—the better to spot trends. The Model 863 can measure AC voltage to 1000 volts (over 20 to 300 Hz) and DC voltage to 1000 volts. It can also measure ohms to 30 megohms, AC and DC current to 10 amperes, and frequency to 2 MHz. Capacitance can be measured over the range of 10 nanofarads to 10,000 microfarads, and present readings in decibels. It has a basic DC accuracy of 0.04%. Alkaline batteries are included with this model.

The Model 865 picks up where the Model 863 left off by offering such extra features as in-circuit component test and logic test. While retaining the same 0.04 % DC accuracy, it is able to measure frequency to greater than 10 MHz. It also has internal battery charging, waveform memory, and a combined line-voltage adapter and battery charger. Its LCD display is backlit, and alkaline batteries is included.

The top of the line Model 867 offers higher 0.025% DC accuracy.



# Just like these Fully Trained Electronics Professionals



"Thanks to CIE I have tripled my previous salary, and I am now in a challenging and rewarding new field where only the sky is the limit."  
**Daniel Wade Reynolds**  
**Industrial Electrician**  
**Ore-Ida Foods**



"CIE was recommended to me by my boss. It was appealing since I could study at my own pace at home and during business travel."  
**Dan Parks**  
**Marketing Manager/Consumer Products**  
**Analog Devices, Inc.**



"I loved the flexibility CIE offered. It was the only way I could continue both school and my demanding job."  
**Britt A. Hanks**  
**Director of Engineering**  
**Petroleum Helicopters, Inc.**




"I liked the way the school was set up with laboratory assignments to enforce conceptual learning. The thing which impressed me the most about CIE's curriculum is the way they show application for all the theory that is presented."  
**Daniel N. Parkman**  
**Missile Electro-Mechanical Technician**  
**U.S. Air Force**



"Completing the course gave me the ability to efficiently troubleshoot modern microprocessor based audio and video systems and enjoy a sense of job security."  
**Tony Reynolds**  
**Service Manager/Technician**  
**Threshold Audio & Video**

# Graduate with an Associate Degree from CIE!



CIE is the best educational value you can receive if you want to learn about electronics, and earn a good income with that knowledge. CIE's reputation as the world leader in home study electronics is based solely on the success of our graduates. And we've earned our reputation with an unconditional commitment to provide our students with the very best electronics training.


Just ask any of the 150,000-plus graduates of the Cleveland Institute of Electronics who are working in high-paying positions with aerospace, computer, medical, automotive and communications firms throughout the world. They'll tell you success didn't come easy...but it did come...thanks to their CIE training. And today, a career in electronics offers more rewards than ever before.

**CIE'S COMMITTED TO BEING THE BEST...IN ONE AREA...ELECTRONICS.** CIE isn't another be-everything-to-everyone school. CIE teaches only one subject and we believe we're the best at what we do. Also, CIE is accredited by the National Home Study Council. And with more than 1,000 graduates each year, we're the largest home study school specializing exclusively in electronics. CIE has been training career-minded students for nearly sixty years and we're the best at our subject...  
**ELECTRONICS... IT'S THE ONLY SUBJECT WE TEACH!**

**CIE PROVIDES A LEARNING METHOD SO GOOD IT'S PATENTED.** CIE's AUTO-PRO-GRAMMED® lessons are a proven learning method for building valuable electronics

career skills. Each lesson is designed to take you step-by-step and principle-by-principle. And while all of CIE's lessons are designed for independent study, CIE's instructors are personally available to assist you with just a toll free call. The result is practical training... the kind of experience you can put to work in today's marketplace.

**LEARN BY DOING...WITH STATE-OF-THE-ART EQUIPMENT AND TRAINING.** CIE pioneered the first Electronics Laboratory



electronics. And every CIE Course earns credit towards the completion of your Associate in Applied Science Degree. So you can work toward your degree in stages or as fast as you wish. In fact, CIE is the only school that actually rewards you for fast study, which can save you money.

Course and the first Microprocessor Course. Today, no other home study school can match CIE's state-of-the-art equipment and training. And all your laboratory equipment, books and lessons are included in your tuition. It's all yours to use while you study and for on-the-job after you graduate.

**PERSONALIZED TRAINING....TO MATCH YOUR BACKGROUND.** While some of our students have a working knowledge of electronics others are just starting out. That's why CIE has developed twelve career courses and an A.A.S. Degree program to choose from. So, even if you're not sure which electronics career is best for you, CIE can get you started with core lessons applicable to all areas in



**YES!** I want to get started. Send me my CIE course catalog including details about the Associate Degree Program. (For your convenience, CIE will have a representative contact you - there is no obligation.)

Please Print Clearly

Name \_\_\_\_\_

Address \_\_\_\_\_

City \_\_\_\_\_

State \_\_\_\_\_ Zip \_\_\_\_\_ Age \_\_\_\_\_

Phone No. \_\_\_\_\_

Check box for G.I. Bill Benefits.  
 Veteran  
 Active Duty **AE76**

**Cleveland Institute of Electronics, Inc.**  
 1776 East 17th Street  
 Cleveland, OH 44114

*A School of Thousands.  
 A Class of One. Since 1934.*

**Send for CIE's FREE Course Catalog and See How We Can Help Your Career Too!**

# Be an FCC LICENSED ELECTRONIC TECHNICIAN!



Learn at home in spare time.  
No previous experience needed!

No costly school. No commuting to class. The Original Home-Study course prepares you for the "FCC Commercial Radio-telephone License." This valuable license is your professional "ticket" to thousands of exciting jobs in Communications, Radio-TV, Microwave, Maritime, Radar, Avionics and more...even start your own business! You don't need a college degree to qualify, but you do need an FCC License.

**No Need to Quit Your Job or Go To School**  
This proven course is easy, fast and low cost! **GUARANTEED PASS**—You get your FCC License or money refunded. **Send for FREE facts now. MAIL COUPON TODAY!**

## COMMAND PRODUCTIONS

FCC LICENSE TRAINING, Dept. 90  
P.O. Box 2824, San Francisco, CA 94126  
Please rush **FREE** details immediately!

NAME \_\_\_\_\_  
ADDRESS \_\_\_\_\_  
CITY \_\_\_\_\_ STATE \_\_\_\_\_ ZIP \_\_\_\_\_

## Akizuki Denshi Original Electronics Kits

**Color Pattern Generator Kit** •Necessary for TV regulation, Video recording **US\$ 74**

**Blue Back Generator Kit** •Cuts the noise in TV & Video signals and colors them blue. **US\$ 17**

**AV Selector Kit** •Selects one from three system inputs. **US\$ 10**

**Video Nega.-Posi. Turning Over Kit**  
**US\$ 20**

**Analog-Digital Compatible RGB •Video Converter Kit** •Converts RGB output into Video signs **US\$ 20**

**VHF Transmitter Kit** •Uses  $\mu$ PC 1661G,  $\mu$ PC 1677C, 10mV Output, Stable **US\$ 14**

**UHF Transmitter Kit** •Uses  $\mu$ PC 1677C, 2mW Output, more than 10m in running distance **US\$ 13**

**DAT SCMS Standard Correspondence Serial Manager Kit** •Controls input and output between DAT comes with manuals.

**D/A Converter Kit** •16bit DAC with Buff **US\$ 36**

**FM Transmitter Kit** •Uses NJM2035 **US\$ 10**

**AV Ultra high-Speed Charger Kit**  
•Uses MAX. 713N

**Digital Voltmeter Kit** •Uses ICL7136,  $\pm 199$ , 9mV, Panelmeter size 3-1/2 LCD Panel **US\$ 18**

**Ultra Sonic Range Meter Kit** •Measures 25cm to 10m (MAX.), 3 line LED Panel **US\$ 30**

**Digital Thermometer Kit** •3-1/2 LCD Panel & ICL 7136 -40 ~ +100°C **US\$ 20**

**Digital Wide Range Thermometer Kit**  
•3-1/2 LCD Panel, K-Type Thermocouple **US\$ 28**  
(-200 ~ +1250°C)

**Akizuki Denshi Co., Ltd.**

1st Floor, Nomizu Bldg., 1-8-3 Sotokanda, Chiyoda-ku, Tokyo, Japan 101  
CALL: 81-3-3431-6279 FAX: 81-3-3251-3357

Please make payment in the form of a U.S. postal money order. Add US\$10.00 to the cost of the products ordered to cover shipping and handling charges.

multimeters indicate another direction that Fluke took—adding features that were beyond the capabilities of the offshore manufacturers of handheld DMMs. Obviously the prices went up, but the company banked on retaining its customer base. Soon the low-cost microcontroller made many other features such as the multipurpose LCD feasible and cost-effective.

For comparison purposes, it is interesting to see what one can get for less than \$100 in DMMs today. Integrated circuitry available on the open market put a substantial floor under their performance. Needless to say, it's necessary to invoke that old warning "buyer beware" when purchasing a low cost meter from some unknown or little known vendor. However, here is what you can get for less than \$100 today.

A 3--3/4 (3200 count) manual ranging DMM capable of measuring AC voltage to 750 volts, DC voltage to 1000 volts, and AC and DC current to 10 amperes. Many are able to measure resistance over 20 megohms, preserve data, check continuity with a beeper, and test diodes. The basic DC accuracy of these instruments is typically 0.25%. Some these manufacturers also say their products meet the IEC 348 safety requirements.

Now that you have a reference point, here are Fluke's prices for its 860 Series Graphical Multimeters. The Model 863 is priced at \$795, the Model 865 is priced at \$995 and the Model 867 is priced at \$1295. (Fluke Corporation, PO Box 9090, Everett, WA 98206, Phone: 800-44-FLUKE, Fax: 206-356-5116.)

### 860 operating modes

The meter mode presents both a digital readout and a simulated analog moving-needle display. In this mode one can measure current, resistance, continuity, conductance, capacitance, frequency, duty cycle, pulse width, period, dB, and AC and DC voltage. A numeric readout supplements the analog needle.

The waveform display provides a clear graph of noise, waveform distortion, intermittent failures, and glitches. This mode can display signals with bandwidths up to 1 MHz. This enhances the numeric display


by providing qualitative information about a signal. The Full Auto display setup automatically scales voltage, timebase, triggering, and position. Manual setup or external triggering are also possible.

The Trendgraph mode plots high resolution meter readings for up to 30 hours, in intervals from 1 second to 15 minutes. It can detect power sags, surges, and droops.

The in-circuit component test permits component signatures to be viewed while the component remains in the circuit. Consequently no time and effort is wasted in removing and handling components, some of which might be sensitive and subject to damage during removal. This feature permits users to troubleshoot problems by comparing component signatures of known, functioning circuits with those of defective circuits. Components can be checked without having to power up the circuit.

The Fluke 860 Series Graphical Multimeters are obviously not for everyone who analyzes faults and services electronic equipment and appliances. The meters are all premium priced and premium quality instruments.

For those who really need the performance features offered, these instruments are probably inexpensive, and they certainly will be cost-effective because you won't need to tote along another set of test instruments. The low-cost, foreign made DMMs are just not in the same league—and that's without mentioning the graphical modes.  $\Omega$



"About your requirements, sir! Will you keep me in mind when you discover you can't find anyone who meets them?"





# NEW PRODUCTS


Use the Free Information Card for more details on these products.

**WIDE-BANDWIDTH OSCILLOSCOPE.** Hewlett-Packard has introduced its HP 5470A 20-GHz repetitive sampling oscilloscope. It is said to be two to three times faster than comparable wideband oscilloscopes when it is operated either by front-panel controls or a remote computer.

The HP 5470A oscilloscope is intended for such assignments as testing high-frequency circuits and devices in automated test systems and characterizing and modeling electronic devices and circuits in development laboratories.

Fast throughput permits measurements to be made more rapidly, thus increasing productivity. The HP 5470A has a bandwidth of DC to 20-GHz. Its 17.5-picosecond risetime permits the viewing and analysis of fast-rising waveform edges. Moreover, its 5-picosecond time-interval accuracy combined with 62.5-femtosecond timing resolution permit precise timing analysis and jitter characterization.

The oscilloscope can



CIRCLE 20 ON FREE INFORMATION CARD

make more than 50 measurements automatically, thus reducing manual set-up time. Its features include FFTs, color-graded displays, histograms, limit testing, mask testing, and full parametric characterization of multivalued waveforms, and human eye diagrams.

A modular platform, the HP 5470A accepts up to two dual-channel plug-in modules. The HP 5475A has two independent vertical channels with bandwidth selectable from 12.4GHz to 20 GHz. An optional software package includes the firmware for supporting the HP 83480 series of optical to electrical plug-ins. These add

standard telecommunications mask templates and permit automatic optical/human eye pattern measurements.

The HP 5470A oscilloscope is priced at \$16,000.00; the HP 5471A dual-channel plug-in module is priced at \$8500.00, and the HP 83480K+ communications software package is priced at \$1500.00

## HEWLETT-PACKARD COMPANY

Direct Marketing Organization  
P. O. Box 58059,  
MS51L-SJ  
Santa Clara, CA  
95051-8059  
Phone: 1-800-542-4844,  
ext. 8809

counter timers. Other on-chip functions include a programmable counter array, a "watchdog" timer, analog comparators, enhanced UART, and two pulse-width modulated outputs. Also on the IC are power- and oscillator-fail detection, user-programmable outputs, and Schmitt trigger inputs.

Two versions are available: the 83C576 with ROM, and the 87C576 with EPROM or one-time only programmable EPROM. Packaging options include dial-in-line (DIP), leadless chip carrier (LCC), and plastic quad flatpack (QFP).

The 83C576 is priced at \$4.90 in quantities of 5000.

## Philips Semiconductors

811 East Arques Avenue  
P. O. Box 3408  
Sunnyvale, CA  
94088-3409  
Phone: 800-447-1500,  
ext. 3000

## PIN-HOLE VIDEO CAMERA.

The Model PH-380 black and white video camera from Northeast Micro Electronics can view an entire room through a 1/8-inch diameter hole in a wall or furniture. Built on a 1 3/4-inch square substrate, the tiny camera offers 380 lines of resolution and low-light sensitivity of 0.5 lux. Its automatic adjustment features include electronic iris and gain control.

Intended primarily for security systems, PH-380 might be useful whenever there is a need for a small unobtrusive video camera.

**80C51-BASED MICRO-CONTROLLER.** The 8XC576 microcontroller from Philips Semiconductors includes a universal peripheral interface (UPI) and a 10-bit analog to digital converter. Intended for such applications as automotive and industrial controls, data communications, instrumentation,




CIRCLE 21 ON FREE INFORMATION CARD

computer and peripheral systems, and cellular tele-

phone networks, the IC will simplify circuit board design and reduce the number of components. It will also increase the reliability of its host system and reduce its EMI and RFI emissions.

The 8XC576 includes 8 kilobytes of ROM/EPROM, 256 bytes of RAM, and three 16-bit





**CIRCLE 22 ON FREE INFORMATION CARD**

It is powered from 12 volts DC, and can be wired directly to any video monitor or most VCRs.

The PH-380 video camera with a 1/8-inch diameter lens is priced at \$215.00  
**Northeast Micro Electronics**  
 P. O. Box 175  
 Elmwood Park, NJ 07407  
 Phone: 201-794-1132, ext. 826  
 Fax: 201-797-6464

cy switch, an ON-OFF power switch and a DC ammeter. It can operate in the 10/12 meter band with the installation of an optional conversion kit.

The amplifier is protected by load-fault protection circuitry that disables and bypasses the amplifier if the antenna reflects excessively high power or if the bandswitch is set lower than its exciter frequency. Thermal overload protection disables and bypasses the amplifier if the temperature exceeds a safe level. The amplifier automatically resets when the temperature falls below that value.

The ALS-500M amplifier is priced at \$799.00, and the optional 10/12-meter kit is priced at \$29.95.

**Ameritron**  
 921 Willow Road  
 Starkville, MS 39759  
 Phone: 601-323-8211  
 Fax: 601-323-6551

**SOLID-STATE MOBILE AMPLIFIER.** The ALS-500M solid-state amplifier from Ameritron produces 500 watts of output power over the 1.5 to 222-MHz band. It offers instant bandswitching, requires no tuning or warmup, and it is standing wave ratio (SWR) protected. Four high power linear RF power transistors are in the circuitry.

**TELEPHONE-RING GENERATOR MODULE.** The RG12V/6R ringing generator circuit from Jec Tech generates a ringing voltage of 90-volt peak (180 volts peak-to-peak). The ringing frequency can be varied from 15 to 68 Hz by adjusting an included potentiometer. This permits the module to be set to simulate any type of ringing listed in Part 68 of the FCC rules. It is powered from 12 volts DC.

Intended for integration into OEM products and systems requiring a ringing function, the RG12V/6R has a control lead that turns the generator on with a low (ground) from an external open collector or relay contacts. Occupying a volume of 2 x 2.4 x 0.75-inches high, the generator module is in a single-in-line (SIP) package.

It can be mounted ver-



**CIRCLE 23 ON FREE INFORMATION CARD**

The ALS-500M requires 13.8 volts DC at 80 amperes peak current and a separate line for 12 to 15 volts DC and 4 amperes for control and bias circuits. The amplifier's front panel controls include a frequen-

# NEW INNOVATIVE METERS


## NEW LOOK • GREAT PERFORMANCE

### Featuring...

- 4000 Count, 3 3/4 Digits
- 6 New Models; 3 Styles
- Rotary Switch & Thumbwheel Function Selector Types
- Best Quality Features at Lowest Cost
- Choice of Value Priced Models @ \$39.95 \$59.95, or \$79.95
- ISO-9001 Certified



**Model 122**  
 Rotary Switch  
 \$59.95




**Model 223**  
 Thumbwheel  
 \$79.95



154 Veterans Drive, Northvale, NJ 07647  
 Tel: (201) 767-7242; Fax: (201)767-7343

**CIRCLE 176 ON FREE INFORMATION CARD**

## WE PRIDE OURSELVES ON EXCELLENCE IN QUALITY



### WE SPECIALIZE IN:

- AC/DC ADAPTOR
- AUDIO OUTPUT TRANSFORMER
- CHOKE COIL
- COMMUNICATION TRANSFORMER
- DRIVE TRANSFORMER
- LINEAR POWER TRANSFORMER
- MATCHING TRANSFORMER
- PINCUSHION TRANSFORMER
- PULSE TRANSFORMER
- SWITCHING POWER TRANSFORMER

**SEND IN YOUR SPECIFICATIONS FOR QUOTATION TODAY!!**



全銘實業有限公司

**MAINSTAR INDUSTRIES LIMITED**

B10, 16 Floor, Kailey Industrial Centre, 12 Fung Yip Street, Chai Wan, Hong Kong.  
 TEL : (852) 2558 9319 FAX : (852) 2557 6936



**CIRCLE 24 ON FREE INFORMATION CARD**

tically or horizontally on a circuit board with the hardware supplied. The module's switched 5-volt output can power other circuits whose current drain is 50 milliamperes or less. The RG12V/6R will ring up to six 1-ampere ringers. It is factory set at 20-Hz, but that frequency can be varied for use in countries whose telephone systems do not conform to the 20-Hz American and Canadian standard.

The RG12V/6R telephone-ring generator module is priced at \$49.95 plus \$3.00 additional for shipping and handling.

**Jec Tech**

12962 Olde Post Road  
Pickerington, OH 43147  
Phone: 614-927-3495  
Fax: 614-927-3494

**PASSIVE-VOLTAGE OSCILLOSCOPE PROBES.** The SL-Series of passive-voltage oscilloscope probes from ITT Pomona Electronics offer bandwidths from 30 to 450 MHz and input capacitance as low as 7 picofarads (for a  $\times 10$  probe). The probes have a compensation range of 10 to 30 picofarads to maintain test signal integrity during probe use.



**CIRCLE 25 ON FREE INFORMATION CARD**

The probes are made from durable thermoplastic that complies with the IEC1010 safety standards. Each probe has a replaceable gold-plated test tip and a cable that is 48-inches long. Versions with switchable attenuation of  $1 \times / 10 \times$  are also available.

SL-Series probes are priced from \$33.00 to \$49.00, depending on bandwidth.

**ITT Pomona Electronics**

1500 East Ninth Street  
Pomona, CA 91766-3835  
Phone: 1-800-241-2060  
Fax: 909-629-3317

**SERVICE KITS.** Two new digital multimeter service kits have been introduced by Fluke. The Fluke 23 and Fluke 87 service kits include a handheld DMM, and all the accessories and training documentation needed to make accurate electrical measurements efficiently. The kits offer significant discounts over the purchase of the instruments and documentation separately.



**CIRCLE 26 ON FREE INFORMATION CARD**

The Fluke 23 kit, intended for industrial, electrical, and HVAC technicians, contains a Model 23 analog and digital display multimeter, an 80i-400 clamp-on AC current probe, a TL20 test lead set, and a case. The kit also includes application notes and training materials.

The Fluke 87 kit includes

a Model 87 analog and digital multimeter, an 80i-400 clamp-on AC current probe, a TL20 test-lead set, a carrying case, and a video entitled "Understanding Harmonics." Other training materials included are the "High Performance Guide to DMMs" application booklet and electrical, harmonic, and HVAC/R application notes.

The Fluke 23 service kit is priced at \$309.00, and the Fluke 87 kit is priced at \$469.00.

**Fluke Corporation**

P. O. Box 9090  
Everett, WA 98206  
Phone: 800-44-FLUKE  
Fax: 206-356-5116

**MULTI-STANDARD INFRARED TRANSCEIVER IC.**

The CS8130 multi-standard infrared transceiver IC from Crystal Semiconductor is designed to conform to the new Infrared Data Association (IrDA) standard for "cordless" communications. It is intended for installation in desktop, laptop, and notebook PCs; personal digital assistants; printers; network nodes; telephones; and fax machines to permit data exchange between these products.

The transceiver can be connected to a standard UART with standard Tx/D, Rx/D, and two handshake pins. On the IR side, a standard LED and PIN diode are attached directly to the device. The IC also contains a baud clock generator and programmable registers that allow the setting of various options. The CS8130 will transfer data at standard UART baud rates of 2400-bits per second up to 115.2 kilobits per second, in half- or full-duplex mode.

The IrDA standard is intended as a worldwide IR



**CIRCLE 27 ON FREE INFORMATION CARD**

connectivity standard capable of supporting communications between equipment made by different manufacturers in different countries.

The chip supports the Sharp 500-kHz ASK mode, 38-kHz ASK TV remote mode, and a direct (no modulation or decoding) mode. Thus a Sharp personal digital assistant (PDA) with a CS8130 could transfer data to an Apple Newton or a Sharp Wizard.

The CS8130 in a 20-pin SSOP package is priced at \$5.50 each in 1000 quantity. A CDB8130 evaluation kit that includes two demonstration boards which attach to standard COM ports, software, and documentation, is also available.

**Crystal Semiconductor Corporation**

P. O. Box 17847  
Austin, TX 78760  
Phone: 512-442-7555  
Fax: 512-445-7581

**BENCHTOP DIGITAL MULTIMETER.**

The Model BDM35 3 $\frac{3}{4}$ -digit (4000 count) benchtop digital multimeter from Wavetek can measure DC and AC voltage, current, and resistance as well as frequency and capacitance. It can also perform diode testing and audible continuity checks. Its liquid crystal display has half-inch high characters and a 42-segment bargraph.

The BDM35 can mea-



sure AC and DC voltage to 750/1000 volts in five ranges, AC and DC current in five ranges to 20 amperes, and resistance in six ranges to 40 megohms. The meter is autoranging and all functions can be selected with front panel pushbuttons. The basic DC accuracy of the meter is  $\pm 0.1\%$ .



**CIRCLE 28 ON FREE INFORMATION CARD**


The meter's troubleshooting features include Min/Max Record for recording the highest or lowest readings over a time period, Mem/Read that records the meter's last function and measurement in that function, and Hold that freezes the display for later viewing.

The BDM35 benchtop multimeter with test leads, power cord and an instruction manual is priced at \$369.00.

**Wavetek Corporation**  
9145 Balboa Avenue  
San Diego, CA 92123  
Phone: 619-279-2200

**28,800-BPS MODEM-COUP-  
LING TRANSFORMER.** Low-profile T14Z coupling transformers from Integrity Technology are intended for 28.8-kilobit per second (Kbps) CCITT V.34 data transmission applications. Measuring only 0.49 x 0.57 x 0.52-inches, the transformers can be connected directly to 600-ohm telephone lines with zero DC bias, in "dry" modem circuits.

The cores of the transfor-



**CIRCLE 29 ON FREE INFORMATION CARD**

mers are made with Z11 Parmalloy metal, molded phenolic bobbins, and hard copper pins. They are intended for use in fax machines, modems, answering machines, silent alarms, and credit-card verification machines.

The T14Z transformers are priced at 69 cents each in volume buys.

**Integrity Technology Corporation**

1400 Coleman Avenue,  
Suite E15  
Santa Clara, CA  
95050-4358  
Phone: 408-262-8640  
Fax: 408-262-1680

**We Can Think Of 9  
Good Reasons To  
Immunize On Time.**

Measles  
Mumps  
Diphtheria  
Tetanus  
Hepatitis B  
Rubella  
Spinal Meningitis  
Pertussis  
Polio

**But You Only  
Need One.**



Immunize On Time.  
Your Baby's Counting On You.  
Call 1-800-232-2522

**Ad Council** U.S. Department of Health and Human Services

**N.E.W.**  
National Electronic Wholesalers  
**CHIPS**

**Jerrold Compatible**  
DP5, DPV5...as low as \$5.00  
DP7, DPV7 ..as low as \$7.00  
R2, V5, CFT modules from \$15.00  
**Scientific Atlanta**

**Quick-Boards for:**

8550, 8570, 8580, 8590, 8600

all as low as \$14.75

ALSO AVAILABLE FOR TOCOM, PIONEER AND ZENITH

**1-800-639-6369**

**CIRCLE 182 ON FREE INFORMATION CARD**

**\*\*\* SURPLUS \*\*\***

**10 WATT  
SOLAR/ELECTRIC PANELS**

ONLY  
**\$99.99**

**Power** 12 Volt DC Electrical Equipment **or Charge** 12 Volt DC Batteries **From Sunlight** With A **PG-10** Solar Panel

- PG-10 Features**
- \* 1ft. x 3ft. Amorphous Silicon Glass Solar Panel 14.5 Volts DC / 700 mA
  - \* UV Protected ABS Plastic Mountable Frame
  - \* 6 ft. Length Power Cord

**Order By Phone 1-800-700-1867** ( VISA or MASTERCARD )  
or Send Check or Money Order (PLEASE DO NOT SEND CASH)  
To: **SECO**  
P.O. Box 4445 Chatsworth, CA. USA 91313-4445

# NEW LITERATURE

Use The Free Information Card for fast response.

**Encyclopedia of Electronic Circuits, Volume 5; by Rudolf F. Graf and William Sheets. Tab Books Inc., Blue Ridge Summit, PA 17294-0850; Tel. 1-800-233-1128; \$34.95.**

This is the fifth volume in a series of collections of circuit diagrams and their descriptions obtained primarily from various publications including *Electronics Now* and semiconductor manufacturers' applications notes. It adds more than 1000 circuit designs to the collection of circuit designs in the authors' previous four volumes.



CIRCLE 337 ON FREE INFORMATION CARD

The book also contains circuits whose operations are based on the characteristics of semiconductor devices made by such manufacturers as National Semiconductor, Harris Semiconductor, Texas Instruments, Motorola, and Teledyne. The authors have even contributed some of their own circuit designs. Each schematic is accompanied by a brief explanation of circuit operation and, where useful, information about such subjects as adjustment or alignment.

The volume is organized in alphabetical order into 135 categories, and it contains a cumulative index

that covers all of the circuits and data published in the previous four books in the series. The categories in Volume 5 include alarm and security systems, audio amplifiers, computers, frequency meters, gas and smoke detectors, oscilloscopes, receivers, waveform generators, temperature sensors, and video amplifiers.

**Nikola Tesla: Lecture Before the New York Academy of Sciences—April 6, 1897; edited by Leland I. Anderson. Twenty First Century Books, P. O. Box 2001, Breckenridge, CO 80424-2001; Phone: 303-453-9293; \$21.95 in hardcover and \$12.95 in paperback.**

Many persons are unaware of Nikola Tesla's independent discovery of X-rays because he is so closely associated with radio-frequency engineering. This book, the second in a three-part series, includes previously unavailable documentation of Tesla's pioneering work. It presents the complete text of his lecture delivered under the title of "On the Streams of Lenard and Roentgen with Novel Apparatus for Their Use" on April 6, 1897. However, the lecture went well beyond this topic.

In addition to his opening remarks on X-ray discovery, a major portion of Tesla's commentary deals with the high-frequency resonators that he used in his work. He also describes the stroboscopic instruments he designed



CIRCLE 338 ON FREE INFORMATION CARD


for measurement of frequency and phase. During the talk, Tesla showed about 120 drawings of vacuum tubes, including those of the Lenard type and a single-electrode type he designed. Some of the tubes were used in his wireless communications experiments.

Other topics covered in this book are wireless receiving methods and Tesla's particle beam device of 1937. Computer-enhanced photographs of the drawings are among the 32 illustrations included in the book.

**1995 ARRL Handbook for Radio Amateurs; edited by Robert Schetgen, KU7G. The American Radio Relay League, 225 Main Street, Newington, CT 06111; Phone: 203-666-1541; Fax: 203-665-7531; \$30.**

For decades, the ARRL Handbook has been the Bible of the radio amateur, and it has proven to be a useful reference for amateurs as well as professionals with an interest in radio communications. More than six million copies have been sold since it was first published in 1926.

This 72nd edition is a complete revision of all previous editions. It has been reorganized for easier reading, and now includes chapters on technology that is now influencing amateurs and will have greater impact in the future. The subjects include the theory of analog electronics, transceivers, repeaters, digital signal processing, building circuits, transmission lines, antennas, and propagation.



CIRCLE 339 ON FREE INFORMATION CARD

Chapters of the handbook explain how to organize and test an amateur radio station and how to build circuits related to the amateur radio hobby such as power supplies, transceivers, and amplifiers. The "Modes" chapter reviews the different ways hams communicate, from Morse code to digitized voice transmission.

Modern oscillators and synthesizers are explained, and "Mathematics for Amateur Radio" is a refresher course in the mathematics of most use to the radio amateur. Tables and charts related to common electronic phenomena and principles will help the reader to find needed answers faster than by calculation from formulas.



**1995 Catalog. Parts Express, 340 East First Street, Dayton, OH 45402; Phone: 1-800-338-0531; Fax: 513-222-0173; 212 pages; free.**

This latest catalog from Parts Express contains descriptions and pictures of the electronic parts and accessories offered by this distributor. It emphasizes consumer-electronics products and parts for the electronics hobbyist.



**CIRCLE 340 ON FREE INFORMATION CARD**

Among the many items included are speakers and audio accessories for the home and car, audio products for building into the home or office, and cable TV and VCR repair replacement parts and accessories. Also covered are semiconductors, tools, chemicals and solvents for electronics servicing, computer accessories, telephone-related products, wire, connectors, books, and videotapes.

**Connecting to the Future: Creating Environmentally Safe Chemical Products for Manufacturing, Maintenance & Service. Caig Laboratories, Inc., 16744 West Bernardo Drive, San Diego, CA 92127-1904; Phone: 1-800-CAIG-123 or 619-451-1799; Fax: 619-451-2799; free.**

This is a catalog from a company that specializes in chemicals for electronics manufacturing and maintenance. Caig claims its



**CIRCLE 341 ON FREE INFORMATION CARD**

cleaning products are safer for the environment and pose less hazard to the user than the toxic chemical solutions previously used for cleaning components and circuit boards.

A complete line of concentrated formulations that are applied by wiping, pens, and needle and syringe dispensers rather than aerosol cans are described. Some preparations are suited for cleaning connector pins and contacts. Other products are deoxidizers, preservatives, lubricants, anti-static solutions, solvents and cutting oils.

**ADXL50 Accelerometer Application Notes. Analog Devices Literature Center, 70 Shawmut Road, Canton, MA 02021; Fax: 617-821-4273; free.**

This is a book of five application notes about Analog Devices' ADXL50 monolithic accelerometer. The ADXL50 is said to be the first combined accel-



**CIRCLE 342 ON FREE INFORMATION CARD**

eration sensor and signal-conditioning circuit on a single silicon substrate. The notes offer practical solutions to a wide range of acceleration measurement applications.

- AN-376 *Using the ADXL50EM* explains the electrical and mechanical characteristics of the AD accelerometer.

- AN377 *Increasing the Frequency Response of the ADXL50* explains how the accelerometer's frequency response is increased from 1.3 kHz to 10 kHz.

- AN-378 *Reducing the Average Power Consumption of the ADXL50* explains techniques for conserving power to the device.


- AN-379, *Mounting Considerations for the ADXL50* explains how to mount the accelerometer

- AN-380 *Compensating for the 0-g Offset Drift of the ADXL50* explains how to compensate for unavoidable zero-point drift.

**Online with PROCOMM Plus for Windows 2; by David Wolfe. John Wiley & Sons, Inc., 605 Third Avenue, New York, NY 10158-0012; Phone: 1-800-CALL-WILEY; \$22.95.**

To get on Internet one needs three things: a personal computer, a modem, and understandable communications software that is easy to use. PROCOMM Plus is a popular software package for PC users, but many who have purchased it have run into difficulties in installing, configuring, and running the program. This book makes it easier for Windows users to make the necessary online connections.

Written for PROCOMM users with all levels of PC experience, Wolfe's book explains how even begin-



**CIRCLE 343 ON FREE INFORMATION CARD**


ners can master the program, including installation, customization, and speeding up file transfers. Advanced topics include the use of PROCOMM's built-in programming language, external protocols, and troubleshooting modem hardware problems.

Included are explanations of how to create fax sheets with graphic icons, transfer files, send faxes, and view graphics as they are downloaded. Instructions are given in designing personalized graphical user interfaces with the program's Window builder and dialog editor. You will also learn how to use ASPECT to automate PROCOMM and put it to work running BBS.

**Signal Conditioners Design Guide 1995. Calex Manufacturing Company, Inc., 2401 Stanwell Drive, Concord, CA 94520; Phone: 800-542-3355; Fax: 510-687-3333; 176 pages; free.**

This catalog illustrates and describes the wide variety of products offered by Calex. Included are modular load cell and strain-gage signal conditioners, DC-isolated transmitters, constant-current sources, alarms, and DC differential amplifiers. Also included are DC/DC converters and linear power supplies for powering Calex instrumentation modules.

The catalog includes



**BEST PROTO™ PROTOTYPING BOARDS INCLUDE LOW NOISE POWER AND GROUND PLANES**, plated through holes, predefined sites for SMD passives, and signal names silk-screened on both sides. Engineer's kit (pictured) is **\$129.50**, 16-bit ISA card is **\$32.50**. Add \$5 s&h (CA add 7.25% Sales Tax). Distributors wanted. **BEST PROTO, Dept E5, Box 232440, San Diego, CA 92183-2440 (619) 286-9000 ph/fax. Visa/MC.**  
CIRCLE 181 ON FREE INFORMATION CARD

**Yours for only \$3.50**  
Prices includes shipping!



**HAVE A THOUSAND YUCKS FOR ONLY THREE AND A HALF BUCKS!** That comes to one-third of a cent per laugh. Electronics Comics is a compilation of over 125 riotous, outrageous and phenomenal cartoons that appeared in **Popular Electronics** and **Electronics Now**. Only **\$3.50**—price includes shipping. **Clagg, Inc., Reprint Bookstore, P.O. Box 4099, Farmingdale, NY 11735-0793.** All payments in U.S. funds. Sorry, no orders outside U.S.A. and Canada. Check or money order only—send no cash. NY state residents add applicable tax. MA04

## CALL NOW AND RESERVE YOUR SPACE

- 6 x rate \$1,000.00 each insertion.
- Fast reader service cycle.
- Short lead time for the placement of ads.
- We typeset and layout the ad at no additional charge.

Call **516-293-3000** to reserve space. Ask for Arline Fishman. Limited number of pages available. Mail materials to: mini-ADS, **ELECTRONICS NOW**, 500-B Bi-County Blvd., Farmingdale, NY 11735.

FAX: 516-293-3115



CIRCLE 344 ON FREE INFORMATION CARD

specifications, circuit and block diagrams, descriptions, performance curves, application information, and a selection guide.

The subjects of the application notes include grounding and shielding techniques and how to reduce transmitter EMI. Price and ordering information is included.

**Power-Pak Primer #1. Conversion Devices, Inc., 15 Jonathan Drive, Brockton, MA 02401; Phone: 508-559-0880; Fax: 508-559-9288; 4 pages; free.**

This Conversion Devices technical note discusses the advantages and disadvantages of both cen-




CIRCLE 345 ON FREE INFORMATION CARD

tral and distributed power systems.

The book defines both central power and distributed-power architectures, and explains the impact of each on electronic designs. Topics include time to market, system control and monitoring, power distribution, and system modification.

Circuit diagrams and tables included in the technical note illustrate important subjects. Ω

## You can Build Gadgets! Here are 3 reasons why!




**BP345—GETTING STARTED IN PRACTICAL ELECTRONICS \$5.95**

If you are looking into launching an exciting hobby activity, this text provides minimum essentials for the builder and 30 easy-to-build fun projects every experimenter should toy with. Printed-circuit board designs are included to give your project a professional appearance.


**BP349—PRACTICAL OPTO-ELECTRONIC PROJECTS \$5.95**

If you shun opto-electronic projects for lack of knowledge, this is the book for you. A bit of introductory theory comes first and then a number of practical projects which utilize a range of opto devices, from a filament bulb to modern infrared sensors and emitters—all are easy to build.



**BP363—PRACTICAL ELECTRONIC MUSIC PROJECTS \$5.95**

The text contains a goodly number of practical music projects most often requested by musicians. All the projects are relatively low-in-cost to build and all use standard, readily-available components that you can buy. The project categories are guitar, general music and MIDI.



Mail to:

**Electronic Technology Today, Inc.  
P.O. Box 240  
Massapequa Park, NY 11762-0240**

### Shipping Charges in USA & Canada

\$0.01 to \$5.00.....	\$2.00	\$30.01 to \$40.00.....	\$6.00
\$5.01 to \$10.00.....	\$3.00	\$40.01 to \$50.00.....	\$7.00
\$10.01 to \$20.00.....	\$4.00	\$50.01 and above.....	\$8.50
\$20.01 to \$30.00.....	\$5.00		

Sorry, no orders accepted outside of USA and Canada. All payments must be in U.S. funds only.

Number of books ordered.

Total price of books.....	\$ _____
Shipping (see chart).....	\$ _____
Subtotal.....	\$ _____
Sales Tax (NYS only).....	\$ _____
Total enclosed.....	\$ _____

Name \_\_\_\_\_

Address \_\_\_\_\_

City \_\_\_\_\_ State \_\_\_\_\_ ZIP \_\_\_\_\_

Please allow 6-8 weeks for delivery.



## VIDEO NEWS

continued from page 6

cassette the size of a DAT cassette.

DVC recorders will be capable of recording in the bitstream mode, but will also be sold with analog-to-digital and digital-to-analog encoders, making it possible to record analog video signals digitally and feed them to an analog TV for playback. The 50-manufacturer DVC group recently agreed to specs for recording and storing the Grand Alliance HDTV system. One of the most difficult problems in developing the digital recording system was providing for special effects. In the HDTV mode, it will record a separate low-definition signal for special effects.

DVC camcorders could start appearing early in 1996. Home DVC recorders will accept either the small camcorder cassette or a larger one (about the size of an audio cassette box) that can record for 4½ hours in standard definition. □

## WHAT'S NEWS


continued from page 4

formance under realistic operating conditions and not just in a carefully controlled laboratory environment.

### Printed circuit board recycling

NEC Corporation has developed a method for recycling printed circuit board wastes in which PCB mold residue is pulverized and separated into copper-rich powder and powder consisting of glass fiber and resin. Together with IHI Corporation and Nippon Trading Company, Ltd., NEC has found an application for the recovered glass fiber and resin powder as a high-quality filler for resin-based coating material. The recycled material outperforms conventional coating materials such as talc and carbonic acid calcium, offering double the tensile strength and half the thermal expansion rate.

In the past, most PCB wastes have ended up in landfills. It has




**NEC'S RECYCLING METHOD** for printed circuit board wastes separates the copper from the glass fibers and resin.

been difficult to recycle PCB wastes because of the complex construction of the material. It includes copper in layered circuit patterns, which is hard to pulverize, and epoxy resin that is impossible to remelt. NEC's approach adopts a crushing process and a fine-pulverizing process. Each component of the PCB is selectively pulverized and gravitationally separated. □

## Dual Channel DS Scope/Recorder

### PC Parallel Port Dual Channel Responsive Scope: 5 megasamples/sec



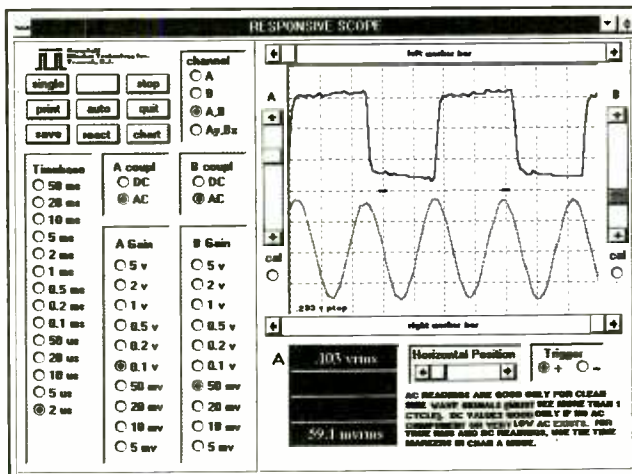
**\$329 +**  
ship & tax NJ residents  
**VISA / Mastercard**  
Phone 201 837 8386  
Fax 201 837 6597

#### Features:

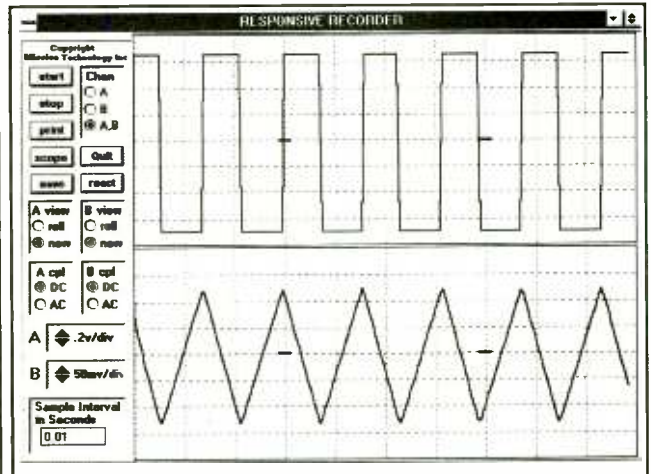
- Rear Connection to Parallel Port
- Windows 3.1 VGA based
- 1 M Ω Input Resistance
- 8-bit Multiplexed Input
- Triggered with AC or DC Coupling
- Scope or Real Time Rec. Mode
- 12 freq. ranges in scope mode
- User definable timebase from .1 sec to as long as desired in rec. mode with buffer for up to 16,000 samples per channel
- 2 BNC Probes (1:1)
- Store results to Disk or Print
- Built-in DC, RMS, PK to PK and Frequency Meter
- 10 gain ranges: 5v/div to 5mv/div
- 16-bit user-defined output in response to input signal setpoints
- Auto ranging in scope mode
- 300 KHz amplifier bandwidth
- Easy installation / Auto port detect.
- Made in USA



mission technology Inc.  
P.O. Box 3016  
Teaneck, NJ 07666



Actual scope screen for signals greater than 100 KHz



Actual recorder screen for slow signals

CIRCLE 183 ON FREE INFORMATION CARD

# What Do These Prestigious Companies Have In Common?

**Aerovox®**

DC Film and RFI Suppression Capacitors, Aluminum Electrolytic and AC Oil Capacitors, EMI Filters

**AMP**

Electrical/Electronic Connectors, IC Sockets, PCB Switches

**AMRAD Engineering, Inc.**

Motor Run Capacitors, HID Lighting Capacitors, Power Factor Correction Capacitors



Miniature and Subminiature Coaxial Connectors and Cable Assemblies.

**AVX CORPORATION**  
A VORTRON GROUP COMPANY

MLC, Tantalum and Thin Film Capacitors, Resistors, Networks, Integrated Passive Components, Trimmers, Oscillators, Resonators, Filters, Piezo Devices, and Connectors

**BERG™**  
ELECTRONICS

High Density and Industry Standard Connectors/Subsystems

**CAROL**  
CAROL CABLE COMPANY INC.

Electronical and Electrical Wire and Cable and Power Supply Cords

**COLE FLEX**

Tubing, Conduits, Hose, Sleeveings, Splices, Insulation and Cable Harness Products, Power Cords and Cordsets

**Communications Instruments, Inc.**

CI Midtex  
Relays and Solenoids

**COOPER**

**Bussmann**  
Fuses, Fuseholders, Fuse Blocks, and Fuse Accessories

**CORNELL DUBILIER**

Capacitors-Aluminum Electrolytics, Mica, AC Oil, Film, MICA Paper and Relays



**Dale Electronics, Inc.**

Resistors, Networks, Oscillators, Displays, Inductors, Thermistors, Connectors, & Transformers

**DI DANTONA INDUSTRIES, INC.**

Batteries: Computer, Cordless Phone, Laptop, Scanner, Alarm and Medical  
Antennas: Cordless Phone and Scanner

**DEARBORN WIRE AND CABLE L.P.**



**EATON**

Eaton Corporation, Commercial & Military Controls Operation  
Switches, Relays, Displays and Keyboards



Quartz Crystals, Clock Oscillators, Surface Mount Products, Programmable Devices

**A GERNSBACK PUBLICATION**

Electronics Now Magazine

**GUARDIAN**

Relays and Solenoids

**KEMET**  
Electronics Corporation

Multilayer Ceramic and Solid Tantalum Capacitors

**KOA SPEER**

Resistors, SMT Tantalum Capacitors Inductors, Resistor Networks, SMT Thermistors

**MALLORY**

North American Capacitor Company  
Tantalums, Aluminums, SonalertsR Ceramics, Films and AC's

**M-tron**

Quartz Crystal  
Hybrid Oscillators

**muRata®**

Fixed Ceramic Capacitors, Variable Capacitors and Resistors, Crystal Oscillators, Ceramic Filters, Resonators, EMI Filters, Hybrid Circuits and more.

**Panasonic Industrial Company**

Resistors, Resistor Networks, Ceramic, Film, Electrolytic, Double Layer Capacitors, Potentiometers, Switches, Inductors, Filters, Resonators, Varistors, Thermistors

**Philips Components**

Philips Electronics North America Corporation  
Resistors, Ferrite Components  
Aluminum Electrolytic, Film & Ceramic Capacitors

They sell through distributors.  
They belong to the E.I.A.  
They belong on your vendor list.

**Quam**

Loudspeakers and Commercial Sound Products

**ROHM**

Rohm Electronics Division  
Resistors, Ceramic Capacitors, Transistors/Diodes, Opto Components and IC's

**SELECTA**  
Electrical Electronic Products

Switches, Relays, Terminals, Indicator/Pilot Lights, LED Indicators, Test Clips, Test Leads, Cable Ties and Heat Shrinkable Tubing

**A COMPANY OF SPRAGUE**

Tantalum Capacitors, Wet & Foil Capacitors, Resistor Networks, Resistor Capacitor Networks, Filters

**Switchcraft**  
A Raytheon Company

Switches, Connectors, Jacks, Plugs, Jackfields & Audio Accessories, Cable Assemblies

Leadership in electronics is not just a matter of designing products better and manufacturing them better, but also of marketing them better. And the sponsors of this message understand that better service to customers requires effectively involving distributors as part of their marketing teams.

Distributor involvement means lower prices, quicker deliveries, better service over-all. The Buyer wins...the Seller wins.

Distributors help achieve marketing leadership. So does the manufacturer's involvement in the Components Group of the Electronic Industries Association. EIA fosters better industry relations, coherent industry standards, and the sharing of ideas, which helps one another and serves customers better.

In choosing your component supplier, look for the marks of leadership--

availability through distribution membership in E.I.A.



Our 70th Anniversary Year

Electronic Industries Association/Components Group  
2001 Pennsylvania Avenue, N.W., 11th Floor  
Washington, D.C. 20006  
Phone: (202) 457-4930  
Fax: (202) 457-4985

Committed to the competitiveness of the American electronics producer.



# Getting Connected to the Internet

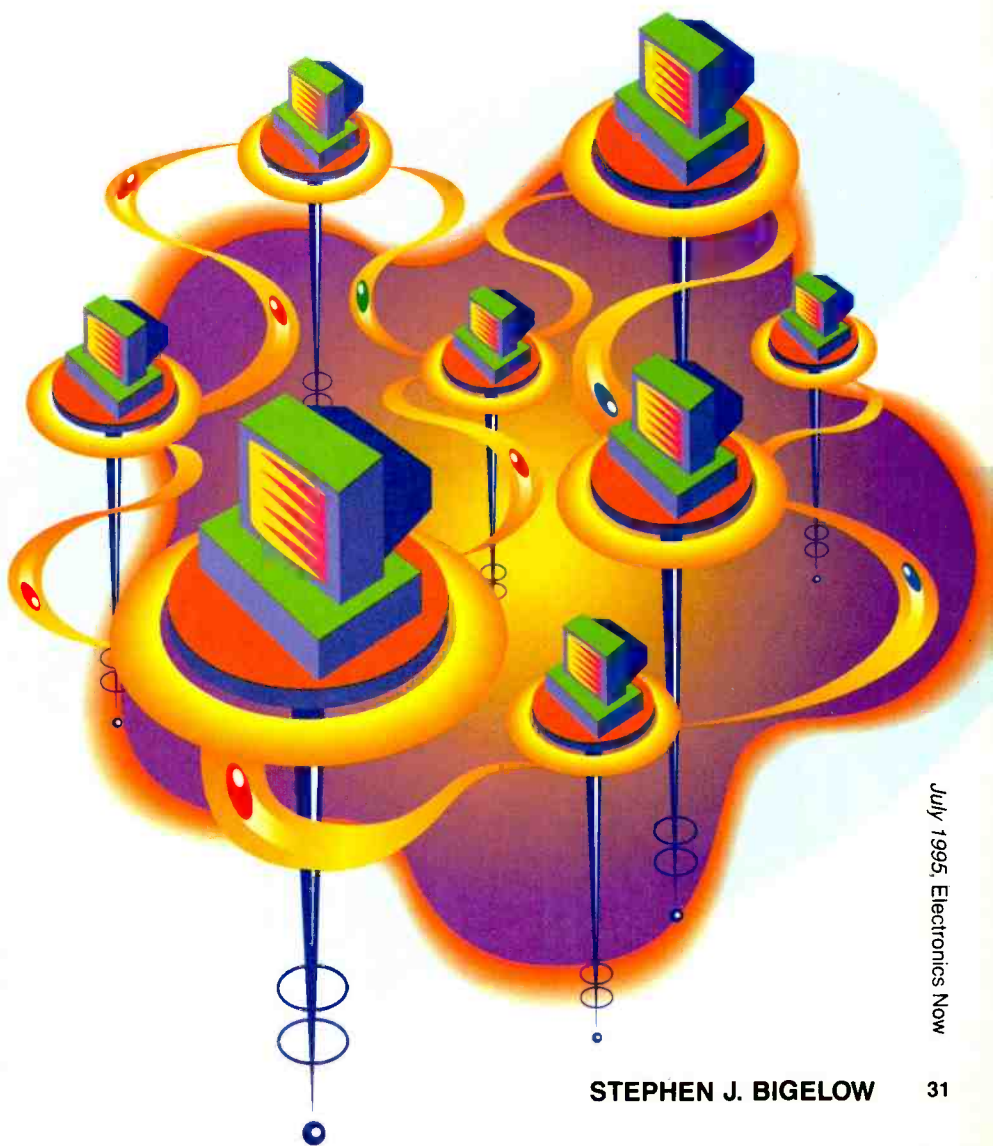
THE INTERNET, LITTLE MORE THAN an academic network only a few years ago, is quickly becoming a global information resource for both companies and individuals. With the explosive growth of Internet service providers and bundled packages of software and documentation, getting online is now faster and easier than ever before. This article takes you inside of the Internet, shows you how to go online, and explains the tools you need to take full advantage of what the Internet has to offer.

The Internet began as a government networking experiment in the late 1960s and has quickly evolved into a complex series of networks that extends around the world. With thousands of university, government, and private industry networks already joined together, the Internet represents an unprecedented information resource for individual computer users and businesses of all sizes. According to The Internet Society, there are already 30 million or more active Internet users—a number that is swelling by 160,000 users each month.

## What is the Internet?

Expressed simply—perhaps over simplified—the Internet is nothing more than a network of networks. The individual networks that make up the Internet are owned and operated by their particular university or research center, so no one really “owns” the Internet. There is no centralized authority or administration as there is with commercial online services such as CompuServe or America

***The Internet is growing  
at an phenomenal rate.  
Isn't it time you got connected?***



STEPHEN J. BIGELOW

Online. Each network is totally independent.

This independence is the main reason why the Internet is so unregulated and why individual users and ordinary businesses have had so much trouble getting connected until recently. It's also the reason why the Internet can be so overwhelming to new users. The Internet offers access to thousands of networks, but unless you know what you are looking for and where it is located, you'll never find it unless you stumble upon it. New users often feel as if they're afloat on a sea of information without a compass.

The Internet had its start in the early 1970s, when the US Defense Department wanted to build a computer network that would link its network, called ARPAnet, to other radio and satellite networks. The network was intended primarily to support military research.

One of the important elements of the network design was that it had to be reliable even if its individual components weren't—for example, it had to work even in the event of a nuclear war.

Since reliability was essential, communication was intended to take place between two computers directly, without

regard to the path between them. Any portion of the network could be disabled, and communication would assume one of several alternative paths to the destination. The message being sent was enclosed in a standardized "envelope" known as an internet-protocol (IP) packet. Each IP packet contained the "address" of the destination machine.

The ARPAnet project continued into the early 1980s along with the development of local-area networks (LANs). Most LAN workstations in the early 1980s ran the Unix operating system which had IP networking built-in. Organizations with their own LANs preferred to connect to the ARPAnet rather than a single time-sharing computer at their own location. Since Unix supported IP communication, a connection proved rather straightforward, although using the system on the ARPAnet required proficiency with Unix.

By the late 1980s, the National Science Foundation (NSF) built its own network (called NSFNET) which was based on ARPAnet's IP communication technology. NSFNET was designed to support five supercomputer centers located around the country. The intent

was to make supercomputing resources—which previously had been available to only a few—available for university research.

All five supercomputer centers needed to be connected together, and all of the universities had to be connected to the centers as well. It would have been prohibitively expensive to connect each university to the NSFNET directly because of the cost of the required dedicated telephone lines. Instead, the NSF created regional networks which allowed each site to be connected in a daisy chain fashion, as well as allow connections for local clients. Thus, messages could be exchanged from computer to computer by passing messages back and forth along the daisy chain. This architecture was the forerunner of what we know as the Internet.

By the late 1980s, the NSFNET became overloaded. Merit Network, Inc. upgraded the NSF network and opened access to academic researchers, government organizations, and contractors. Access was also extended to other countries allied to the United States.

Today, the network built by the NSF forms the backbone of the Internet. But that backbone is joined by over 5000 regional, state, campus, and corporate networks. Links to Canada, Europe, Japan, Australia, Central America, and South America are now operational.

Like all government works, use of the Internet for "personal gain" has largely been prohibited. However, commercial organizations see the Internet as a very viable outlet for selling goods and services. By 1992, restrictions on the commercial use of the Internet were revoked. Today, there are actually more commercial sites using the Internet than educational and research organizations. That trend will almost certainly continue as more users and businesses come online.

### Why use the Internet?

The size and scope of the Internet is truly impressive, but what's in it for you? The Inter-



AMERICA ONLINE'S MAIN Internet-services menu. AOL's Internet offerings have fallen behind some of the other major online services.



net's resources are staggering but, unless you have a specific need, there is a great deal of information that you will probably never use. However, there are four compelling activities that virtually any reader of *Electronics Now* can benefit from: E-mail, Usenet news, file transfers, and information browsing.

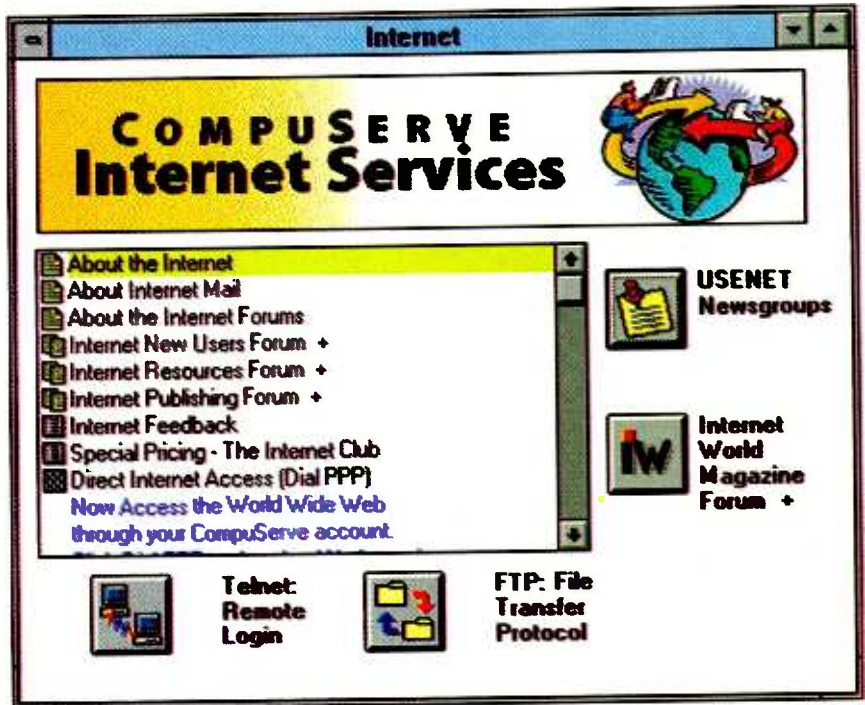
**E-mail.** Electronic mail or E-mail allows you to exchange messages with anyone on the Internet. That includes any system with an Internet gateway, such as CompuServe, America Online, and even many computer bulletin-board systems (BBS). E-mail is typically much faster—and generally much cheaper—than traditional mail.

Many manufacturers are starting to use the Internet as the forum of choice for national and international tech-support. As a result, your product questions and problems can typically be answered with less frustration from "time-on-hold" on a telephone call. There is little doubt that "live" tech-support is fading fast as manufacturers try to reduce their load of clogged telephone lines.

**Usenet newsgroups.** There is an incredible variety of electronic discussion groups (or Usenet news groups) available on the Internet. Topics range from the mundane to the bizarre. By "subscribing" to each news group of interest, you can stay in touch with the very latest discussions, opinions, and happenings.

An alternative to the news group is the mail list which echoes copies of pertinent E-mail to all members of the particular list(s). This allows you to keep abreast of the latest news and information in areas that interest you. Like news groups, there are a wide variety of mail lists available on the Internet.

**File transfer** There is a multitude of files and utilities available on the Internet in the form of shareware and freeware. Using file transfer protocol (FTP) utilities, you are able to retrieve or upload files from a computer in Tokyo as easily as you could from a computer in the next room or down the



COMPUERVE'S INTERNET ACCESS menu. CompuServe is becoming more aggressive in its Internet services.

street—it really doesn't matter where the other computer is located.

**Information.** As an Internet user, you will find everything from weather reports and space photographs to government databases. Traditionally, the problem has been knowing what's available and knowing where to find it. There are few accurate guides to Internet resources—there is simply too much change and growth.

Fortunately, there are a growing number of utilities that make it possible to navigate easily through Internet resources in order to find what is available. Browsing tools allow you to traverse from system to system and review their offerings in a matter of moments.


#### How to Connect

Connecting to the Internet has always been somewhat of a chore. This was due in part to the lack of central authority, and in part to the lack of personal computers powerful enough to interact with the Internet effectively. Only a few years ago, getting an Internet account was a matter of who you knew. It typically required a mainframe and

network at a university or research organization before an Internet connection could be established. Then, individual accounts were distributed as needed to students, educators, researchers - whoever had a good reason to be online.

Even as PCs and operating systems became powerful enough to "stand alone" on Internet, the problem was where to connect. This later problem has largely been resolved by the growth of local Internet service providers who have their networks connected to the Internet, and sell access on their networks to individuals, businesses, and other networks.


You can't simply splice a cable and wind up with Internet access. An Internet service provider therefore becomes a valuable friend and ally. Remember that the Internet is not centrally managed, so there is no one place you can go to sign up. A service provider is a company which owns and operates a network which has access to the Internet. In turn, the service provider can supply you with several types of connections. The service provider charges you a fee for your connection




1367P \$29.95




4227P \$15.95




035975X \$28.95  
Hardcover



036432X \$27.95  
Hardcover



0111049-XX \$49.95  
Counts as 2/Hardcover



0306362 \$13.95



0156697 \$44.95  
Hardcover




3677H-XX \$34.95  
Counts as 2/Hardcover




4256P \$18.95




4261P \$24.95




3475P \$21.95




1604P \$17.95



3700H-XX \$36.95  
Counts as 2/Hardcover




3258P \$19.95




0708223-XX \$44.95  
Counts as 2/Hardcover



3765P \$19.95



0681562 \$19.95



4204H-XX \$39.95  
Counts as 2/Hardcover



3887H \$26.95  
Hardcover



5851075-XX \$24.95  
Counts as 2




4360H-XX \$34.95  
Counts as 2/Hardcover



3795P \$19.95




2724P \$17.95



4199H \$29.95  
Hardcover



4179H \$28.95  
Hardcover



3739P-XX \$24.95  
Counts as 2



# Select any 5 books for only \$4<sup>95</sup>

Plus 1 book FREE upon prepayment

when you join the **ELECTRONICS BOOK CLUB**® (values up to \$201.75)



3671P \$18.95



3621H-XX \$39.95  
Counts as 2/Hardcover




0487375 \$24.95




4230H-XX \$39.95  
Counts as 2/Hardcover



3711P \$19.95



3627P \$19.95




2800P \$17.95



2613P \$19.95



4394H \$35.00  
Hardcover



0501837 \$32.95  
Hardcover




4503P-XX \$36.95  
Counts as 2




3632P \$10.95



0304165 \$26.95  
Hardcover



0673764-XX \$54.95  
Counts as 2/Hardcover



4112H-XX \$32.95  
Counts as 2/Hardcover

If coupon is missing, write to: Electronics Book Club, A Division of McGraw-Hill, Inc., Blue Ridge Summit, PA 17294-0810

## As a member of the Electronics Book Club . . .

. . . you'll enjoy receiving Club bulletins every 3-4 weeks containing exciting offers on the latest books in the field at savings of up to 50% off of regular publishers' prices. If you want the Main Selection, do nothing and it will be shipped automatically. If you want another book, or no book at all, simply return the reply form to us by the date specified. You'll have at least 10 days to decide. And you'll be eligible for **FREE BOOKS** through our Bonus Book Program. If you ever receive a book you don't want due to late delivery of the bulletin, you can return it at our expense. Your only obligation is to purchase 3 more books during the next 12 months, after which you may cancel your membership at any time.

A shipping/handling charge and sales tax will be added to all orders. All books are softcover unless otherwise noted. If you select a book that counts as 2 choices, write the book number in one box and XX in the next. (Publishers' Prices Shown) ©1995 EBC

**Your most complete and comprehensive source for the finest electronics books**

## ELECTRONICS BOOK CLUB®

A Division of McGraw-Hill, Inc.  
Blue Ridge Summit, PA 17294-0810

**YES!** Please send me the 5 books listed below, for \$4.95 plus shipping/handling & tax, and enroll me as a member of the Electronics Book Club according to the terms outlined in this ad. If not satisfied, I may return the books within ten days without obligation and have my membership cancelled.

--	--	--	--

If you select a book that counts as 2 choices, write the book number in one box and XX in the next.

- Bill me (FREE book not available with this payment option.)
- YES!** I want the extra book indicated at right. My introductory payment of \$4.95 plus \$4.95 shipping/handling\* and applicable sales tax is enclosed.
- Check or money order enclosed payable to: McGraw-Hill, Inc.
- Please charge my  VISA  MasterCard  American Express  Discover

**FREE BOOK**

Single selection only

Acct.# \_\_\_\_\_ Exp. Date \_\_\_\_\_

Name \_\_\_\_\_ Signature \_\_\_\_\_ (required on all credit card orders)

Address \_\_\_\_\_ City \_\_\_\_\_

State/Zip \_\_\_\_\_ Phone \_\_\_\_\_

Valid for new members only, subject to acceptance by EBC. U.S. orders are shipped 4th Class Book Post. Applicants outside the U.S. and Canada will receive special ordering instructions. Canada must remit in U.S. funds drawn on U.S. banks. \*Canadian orders are shipped International Book Post—add \$9.25 shipping/handling. A shipping/handling charge & sales tax will be added to all orders.

RE795C

July 1995, Electronics Now



(telephone line charges are separate), and a portion of those proceeds go to support the Internet as a whole.

It is important for you to remember that not all service providers are created equal. The quality, cost, and reliability of their services can vary radically between providers. Some service providers offer regional coverage, while others offer national support. Many provide service for only a local area. Since all providers are owned and managed independently, any individual provider might not suit your needs. Some are simply better than others.

Your best course is to shop around and compare the deals offered by each provider. Although some people feel more secure with a large, established national service provider, others like the cost benefits and customer service that local providers are known for.

Today, a service provider can offer three typical paths to the Internet; the direct connection, the dial-in connection, and the online service. Each path carries its share of requirements and costs, so consider your needs before proceeding.

**Direct connection.** A direct connection is clearly the most

powerful and expensive form of Internet connection. In effect, you must have (or be part of) a network. You will then need a dedicated telephone line such as a 56 kilobit per second (kbps) line, or a T1 (1.5 megabits per second) line. You'll also need special hardware and software (typically purchased or leased from your service provider) to support your connection to the service provider.

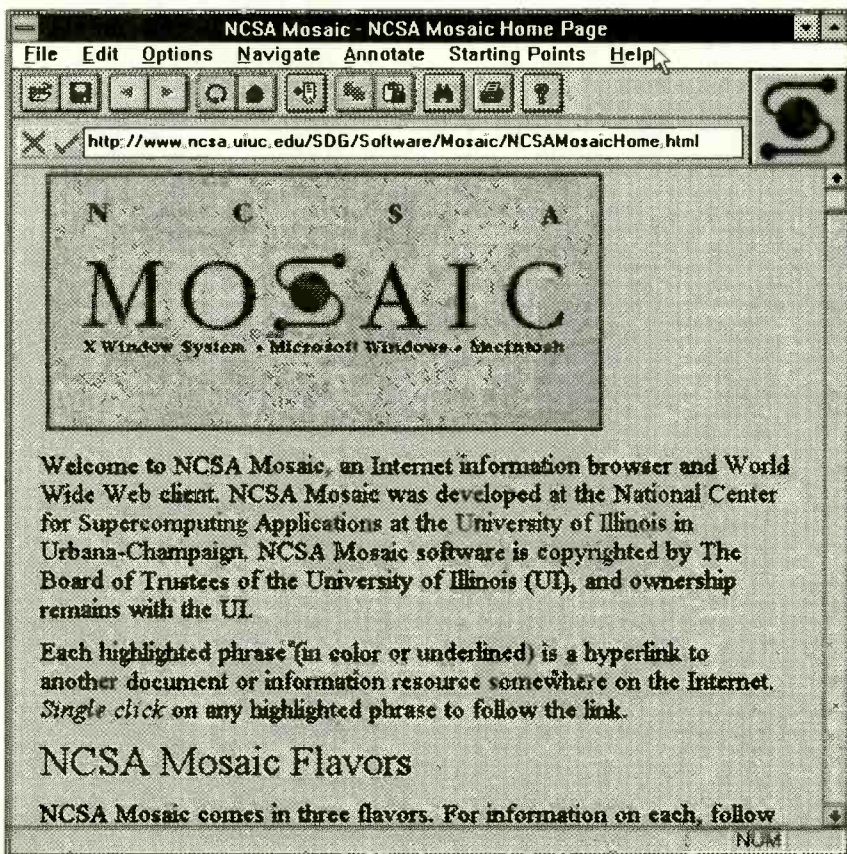
A direct connection offers some distinct advantages. For example, you can set up an FTP server which allows outside individuals and organizations to access your systems. In effect, you become a tangible new part of the Internet. Commercial organizations moving to do business on the Internet often take advantage of that capability. Next, a direct connection keeps you permanently online. And third, at 56 kbps or faster, file transfers will be accomplished much faster than with a standard dial-up line.

Unfortunately, the direct connection carries a substantial cost. A dedicated connection can easily cost an organization \$15,000 to \$20,000 or more in the first year, and a bit less each subsequent year. A direct connection is reserved for organizations which need and can afford them.

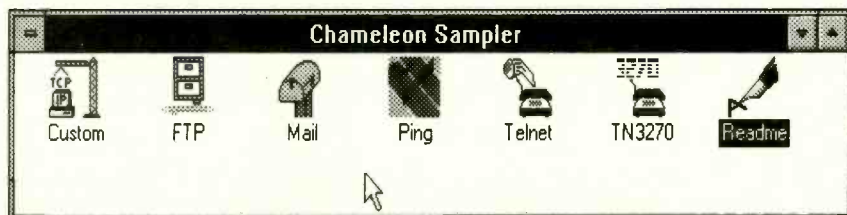
**Dial-in connection.** As an alternative to direct connections, most service providers offer dial-in (or dial-up) connections. The dial-in connection is a medium-performance connection which requires only a PC and a modem. In general, the faster the modem, the better. The dial-in account works much like other standard online services: you dial a number to your service provider, establish a modem connection, and enjoy your Internet access.

The dial-in connection can offer varying degrees of access. Many providers offer a Unix shell account, which might give menu access to E-mail and newsgroups. Others might provide FTP and Telnet capability.

Another kind of dial-in connection is the SLIP or PPP account, which requires that you



THE WORLD WIDE WEB, with its graphical capabilities, is generating a lot of excitement on the Internet. A web browser, such as Mosaic shown here, provides point-and-click access to information.



THE CHAMELION SAMPLER packaged with the Internet Membership Kit contains the most important applications you'll need online.



run software and TCP/IP drivers on your PC to match the connection type.

SLIP and PPP connections provide virtually all of the capabilities that a direct connection would, because, in essence, the connection puts your computer directly on the Internet. (With a Unix shell account, your computer is acting as a terminal of a computer that is on the Internet.) With a SLIP or PPP account, your connection is active only while the modem connection is established. Thus, the cost is only a per-hour connect fee (usually under \$100 for 80 hours/month of service). If you are making a toll call for access, you can expect to pay a toll fee as well. Even with toll charges, a dial-in connection is the preferred type of Internet access for individuals and many small-businesses.

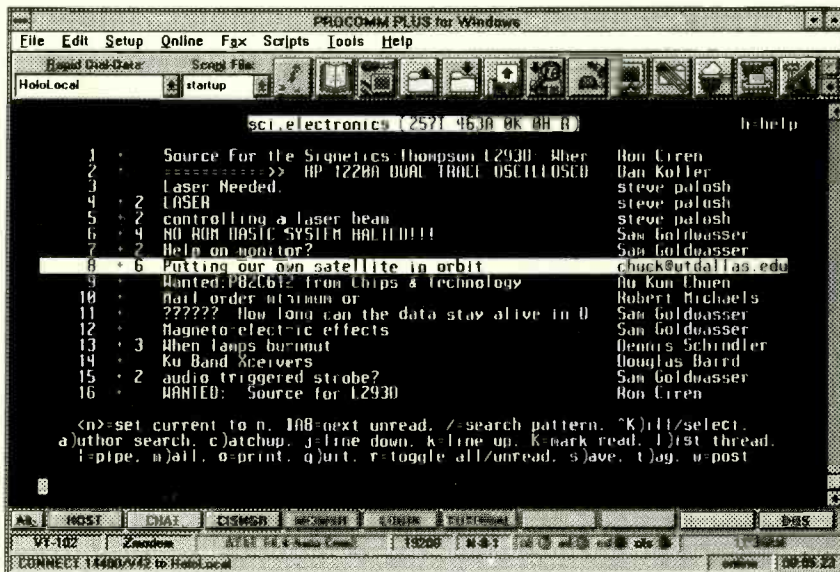
Most service providers can easily support SLIP accounts, and much of the bundled software out there is written for SLIP operation. PPP is a slightly newer and more effective protocol, but fewer service providers support it, and less of the available software is designed to take advantage of it.

Dial-in connections are greatly simplified by the trend toward "bundling" Internet access software and TCP/IP drivers with reference books. There are a number of good starter bundles out there; the one discussed here is the *Internet Membership Kit* from Ventana Press. Although its Chameleon Sampler software was not the simplest software to configure, it has everything needed to go online.

Even if you choose to buy a different bundle, the requirements and the process is generally the same. The PC itself should be based on a 386 or faster CPU, and it should have four megabytes or more of RAM, DOS 5.0 or later, Windows 3.1 or later, and at least 10MB of available hard drive space.

The steps to getting connected are:

- 1) Install the bundled software under Windows.
- 2) Choose a service provider—



A GRAPHICAL INTERFACE is not required to get what's really important—information—from the internet.

publishers that bundle books and software generally strike excellent deals with national service providers.

- 3) Call the chosen provider by phone or BBS to establish the account.
- 4) Wait a day or two for the ac-

### INTERNET GLOSSARY

- Archie**—A system used for locating files stored on FTP servers.
- Backbone**—The main supporting network infrastructure which composes the Internet.
- Finger**—A software feature used to determine if another particular user is logged onto the Internet, and can be used to find E-mail addresses.
- FTP (File Transfer Protocol)**—A protocol that describes the transfer of files between a host and remote computer.
- Gopher**—An Internet search tool (a "browser") that presents information as a hierarchy of menus or table of contents.
- IP (Internet Protocol)**—A standard protocol that describes how packets of data are transported across the Internet and interpreted as a message.
- News group**—A forum or conference area (similar to a BBS or other online service) where you can post messages on a specific topic.
- NNTCP (Network News Transport Protocol)**—An extension of TCP/IP which describes how news group messages are transported between various compatible servers.
- PING (Packet Internet Gopher)**—A TCP/IP utility that simply sends packets of information to another computer on the Internet - this can be used to determine if a certain computer is connected.
- Protocol**—A set of rules or standards that describe operational characteristics.
- Router**—A combination of hardware

- and software that directs messages between LANs.
- SLIP/PPP (Serial Line IP/Point-to-Point Protocol)**—Two popular protocols that allow dial-in access to the Internet through a serial (modem) link.
- SMTP (Simple Mail Transfer Protocol)**—The TCP/IP protocol that defines how E-mail moves between host and user systems.
- TCP/IP (Transmission Control Protocol/Internet Protocol)**—A complete combination of network and transport protocols that allow a PC to interact with other PCs or networks on the Internet.
- Telnet**—A terminal emulation program that allows you to access other computers on the Internet in an interactive fashion.
- Usenet**—The full complement of news groups available on the Internet.
- Veronica**—A browsing tool (similar to Archie or Gopher) that searches the text appearing in Gopher menus.
- WAIS (Wide Area Information Server)**—Software to index large text files. It also finds and retrieves documents based on user-defined keywords.
- WHIOS**—A TCP/IP utility that allows you query various servers about other Internet users.
- Winsock (Windows Socket)**—A Windows API that lets Windows applications run on a TCP/IP network.
- WWW (World-Wide Web)**—A network of servers using hypertext links to find and access files - many servers offer sound and video support.

count to be activated.

5) **Configure** the bundled software and **start** your access.

Once you are finally online, you can download (or "FTP") additional shareware or freeware utilities which offer even better mail, news, or browsing capabilities.

### Online services

Of course, there are quite a few readers who don't need or want all of the services offered on the Internet. An online service such as CompuServe, America Online, or Delphi already serves most of their needs. If you already subscribe to an online service or high-end bulletin board service (BBS), you also have limited access to the Internet—the number and quality of the services that are offered depend on the particular service, and the price varies as well. Contact the customer service department of your preferred online service for a breakdown of their available Internet services.

### Addressing and naming

Of all the subtle complexities of the Internet, few evoke more frustration and confusion among new users than naming conventions. On the surface, that collection of numbers and nonsense words may seem arcane or even random. But there is a method to the madness.

Each computer connected to the Internet has two addresses; an IP address, and a domain name. The IP address is a series of four numbers (each less than 256) which are separated by periods. For example, a typical IP address might look like; 134.84.101.1. For the most part, you do not have to concern yourself with remembering IP addresses—just the domain name.

There are actually several types of names involved in the naming process; the user name, the domain name, and the top domain name. The user name is the alphanumeric string that identifies you as an individual. A user name can be completely arcane (such as axcl3ex), but if you are in a position to choose

your own user name, pick one that will be meaningful to you and the people who will be sending you E-mail. For example, my user name, sbigelow, is based on my real name.

The domain name generally refers to the supporting network (or service provider) that your computer is connected to, and is separated into two parts; the domain name itself, followed by a three-character top domain name. For my account, the domain name would be cerfnet, and the top domain would be com. Taken together, my Internet name is sbigelow@cerfnet.com - pronounced "s-bigelow at surf-net dot com." Feel free to send me some E-mail when you get online.

Of course, the names mentioned so far are pretty simple. What happens with a address like: j—jones@rabbit.oit.unc.edu? Well, reading the address gets a bit more complicated, but the basic rules are the same. First, the user name (j—jones) is easy enough to find. The term right after the @ symbol is the computer's name (rabbit), and the top domain name (edu) identifies the address as an educational institution. The string "oit" represents Office of Information and Technology, while the string "unc" indicates the University of North Carolina. Unfortunately, you might not know that by simply looking at the symbols. What this means for you is that not all addresses are self-explanatory.

You can tell a bit about the type of domain from looking at the top domain name. The three character code explains what type of organization the domain represents. There are six top domain names that are generally used in the United States: com—a commercial business or organization  
edu—an educational institution such as a college or university  
gov—a government department or organization  
mil—a military installation or organization  
net—network resources - an integral part of the Internet in-

frastructure  
org—typically a non-profit or other organization

For users outside of the US, the top domain name is a two character country code. Such geographic addressing is also used in the U.S., in which case an address might look something like: user@well.sf.ca.us.

### Tools of the trade

Once you are finally online with a dedicated or dial-in connection, you will be faced with the challenges of exploring the Internet. Over the years, a variety of tools have developed to serve each individual function. Let's assume that you're an individual user who has purchased bundled software and documentation.

The tools that come with your bundled software are certainly useful and functional, but few packages contain the full-blown versions of those tools. This means that while you'll be able to perform a variety of functions, you probably can not take full advantage of the Internet. At the very least, a bundled software package will offer five working areas:

**The TCP/IP stack.** This is a vital background utility which allows your Windows PC to communicate with your service provider through standard TCP/IP. The TCP/IP stack is typically loaded before dialing your service provider, and unloads after the connection is severed. Without this function, your individual dial-in connection would not work.

**E-mail utility.** Virtually all bundled Internet software offers an E-mail utility which allows you to retrieve and create your own E-mail. Mail utilities vary in quality and efficiency, but they get the job done.

**FTP utility.** Part of the power of the Internet is your ability to get into other computers around the world to upload or download files. Software bundles typically provide a basic FTP utility. Using FTP, you can download articles, electronic books, and other more powerful Internet utilities.

*Continued on page 88*



# VIDEO INVERTER



***Invert your camcorder video output to view photographic negatives.***

JOSEPH L. SOUSA

THE VIDEO REVOLUTION IS IN FULL swing, capturing the world in sound and action. The still camera has been capturing treasured moments for more than a century. Both cross paths in this video inverter project which lets you view positive, color-corrected photographic images on a video monitor.

Have you ever held a color negative up to a light and tried to view it? It's difficult to identify the picture, let alone judge its photographic merit. But if you use the macro setting on your camcorder to focus on a back-lit photographic negative, the video inverter presented here will let you see a positive, color-corrected image on a TV screen or video monitor. Illumination is provided by a small commercially available light box or you can improvise one with a fluorescent bulb. A set of inexpensive plastic filters between the light source and the negative let you maintain color balance for

various film types, lighting conditions, and personal taste.

The video inverter lets you run your own mini photo lab. You can look at your negatives on-screen and crop them to obtain the best composition. A TV screen will show you how an actual enlargement might look. You can experiment with exposure and color balance to fine-tune the mood of the picture. You can also record your favorite still shots on videotape for easy group viewing.

The video inverter can also save you money. Say, for example, that you return from vacation with five rolls of film to be developed. At \$5 to \$15 per roll for standard prints, your bill could add up to as much as \$75. But if you have a video inverter and a camcorder, just tell the photo lab that all you need is developed negatives, which should cost only about \$15 for all five rolls. Then you can view the negatives on a TV screen

and choose only the shots you want to be printed by the photo lab—or make a video tape of them and forget about the prints! If you have your own darkroom, you can use the video inverter to preview color or black and white negatives before printing.

## **How it works**

As you probably already know, a photographic negative is dark where the resulting print will be light and, conversely, the negative is light where the print will be dark. This is very straightforward for black-and-white negatives, but a little bit more complicated for color negatives. The principle of opposite color values is used to impress color on negative film. If you place red, magenta, blue, cyan, green, and yellow at equidistant points on a circle as shown in Fig. 1, the color on a negative will be exactly opposite that of the color print on the color wheel. For ex-

ample, a red rose appears cyan (blue-green) on the negative, a yellow rain jacket appears blue, and green grass appears magenta (purple).

Another characteristic of a

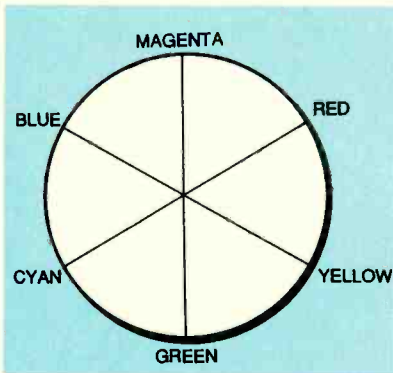


FIG. 1—THIS COLOR CIRCLE, or color wheel, shows the different colors that are the opposites.

color negative is that the photographic emulsion is suspended on a brown plastic film. The brown hue varies from orangy-brick to purplish or gray-green, depending on the manufacturer of the film. To recreate the original positive image from a negative, as is done routinely in the photographic print making process, one must invert light and dark, exchange each color value for the opposite value, and neutralize the brown hue of the negative.

### The video signal

The NTSC RS-170 video signal carries luminance and chrominance information along with synchronization signals. The luminance part of the video signal carries information about the light and dark areas

of the picture. The chrominance part—3.58 MHz color subcarriers—carries hue information and color saturation information. The hue is determined by the subcarrier's amplitude, and the saturation is determined by its phase. The vertical- and horizontal-sync pulses mark the beginning of each picture frame and each line, respectively.

The colorburst contains eight cycles of a 3.58-MHz sine wave that acts as a reference to allow demodulation of the chrominance signal. The phase difference between the chrominance signal and the colorburst determines the hue.

The circuit inverts the luminance and chrominance signals in the NTSC output from a camcorder, as shown in Fig. 2. How-

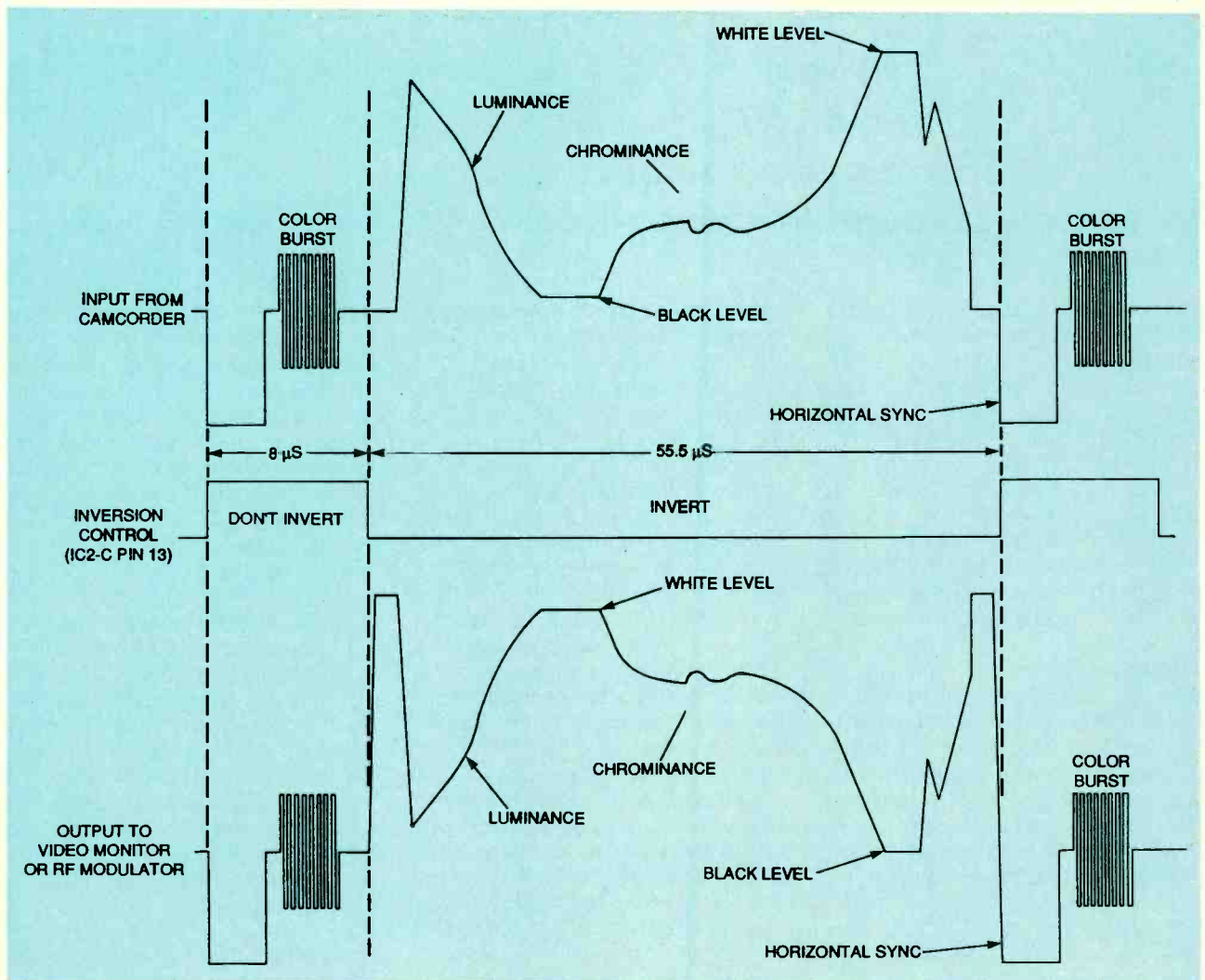


FIG. 2—BY INVERTING THE NTSC VIDEO SIGNAL, photographic negatives can be viewed as positives on a TV screen.



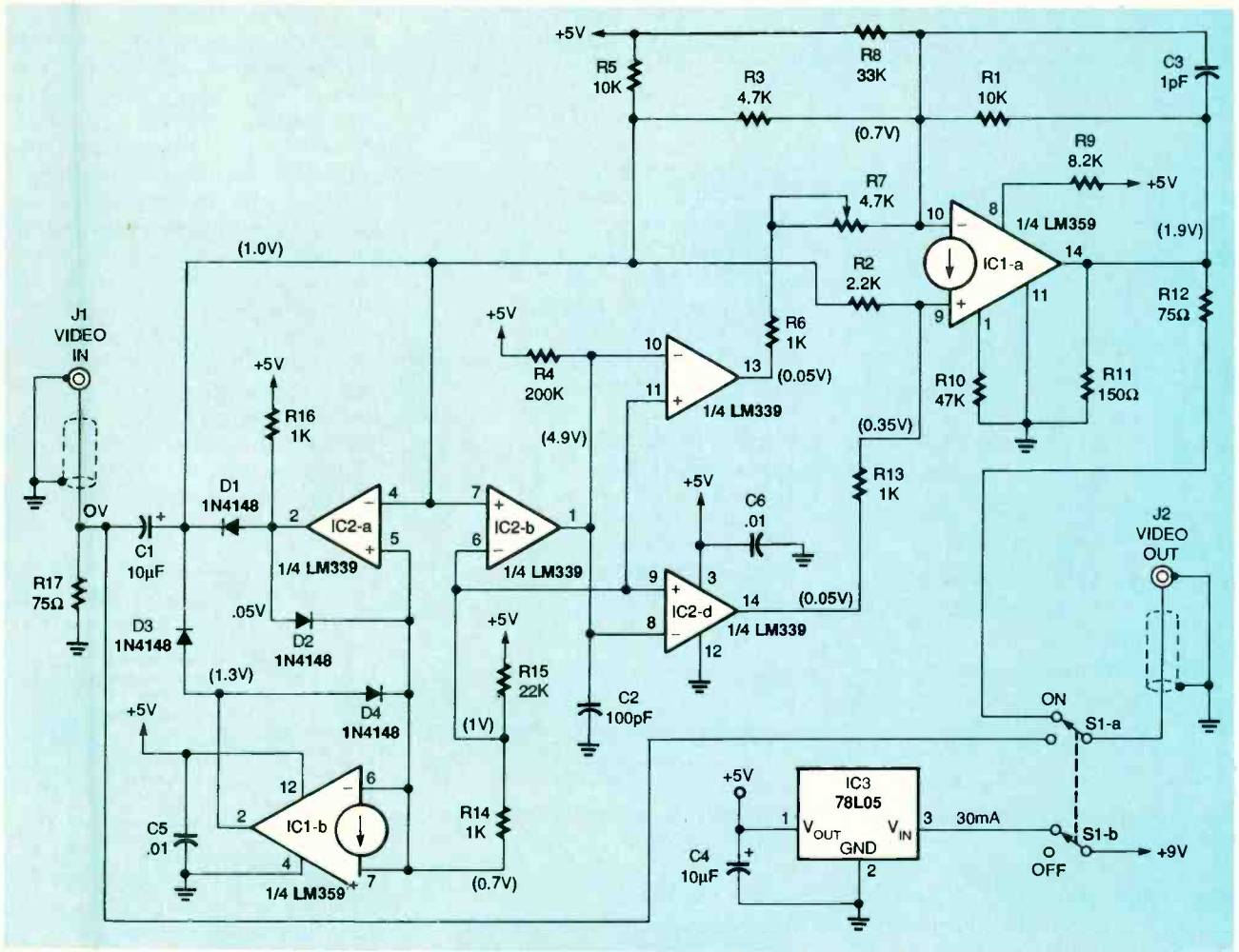


FIG. 3—SCHEMATIC DIAGRAM OF VIDEO INVERTER. The circuit is based on an LM359 dual Norton op-amp and an LM339 quad voltage comparator.

### PARTS LIST

All resistors are 1/8-watt, 5%

- R1, R5—10,000 ohms
- R2—2200 ohms
- R3—4700 ohms
- R4—220,000 ohms
- R6, R13, R14, R16—1000 ohms
- R7—4700 ohms, trimmer potentiometer
- R8—33,000 ohms
- R9—8200 ohms
- R10—47,000 ohms
- R11—150 ohms
- R12, R17—75 ohms
- R15—22,000 ohms

#### Capacitors

- C1, C4—10 μF, electrolytic
- C2—100 pF, ceramic
- C3—1 pF, ceramic
- C5, C6—0.01 μF, ceramic

#### Semiconductors

- IC1—LM359N Norton op-amp (National Semiconductor or equiv.)
- IC2—LM339N quad comparator (National Semiconductor or equiv.)
- IC3—78L05 5-volt regulator
- D1—D4—1N4148 switching diode

#### Other components

- S1—DPDT miniature toggle switch
- J1, J2—male/female RCA jacks and

shielded cable (see text)

**Miscellaneous:** Case (Radio Shack 270-293), 9-volt battery clip, 9-volt battery or battery eliminator (Radio Shack 273-1552), mini light box (Letraset Mini-Pro), Roscolux plastic filters (Edmund Scientific N39,417), PC board, wire, solder

#### ORDERING INFORMATION

- A single-sided PC board is available for \$15.00 from Joseph L. Sousa, 38 Cornish St., Lawrence, MA 01841-1226. Check or money order, only.
- A Letraset Mini-Pro light box is available from Charette, 31 Olympia Ave., Woburn, MA 01888, 617-935-6000
- A similar, compact light box is available for \$19.95 + S&H from Visual Horizons, 181 Metro Park, Rochester, NY 14623-2666, 716-424-5300, Fax 716-424-5313
- The Roscolux filters are available from Edmund Scientific Company, 101 E. Gloucester Pike, Barrington, NJ 08007-1380, 609-573-6250

ever, it leaves the vertical sync, horizontal sync and colorburst uninverted.

A blue roscolux plastic filter between the negative and the light source is usually required to neutralize the brown tint in the negative and adjust for proper color balance. However, some video cameras have a manual white-balance control that can achieve good color balance without the filters.

Properly decoding an NTSC video signal without loosing potential image resolution is challenging because the luminance frequency spectrum overlaps and interleaves with the chrominance spectrum. All of the video inverter's processing is done without splitting the luminance and chrominance into separate signals to avoid any loss of resolution. The blue plastic filters eliminate the need to demodulate and potentially degrade the NTSC video signal.

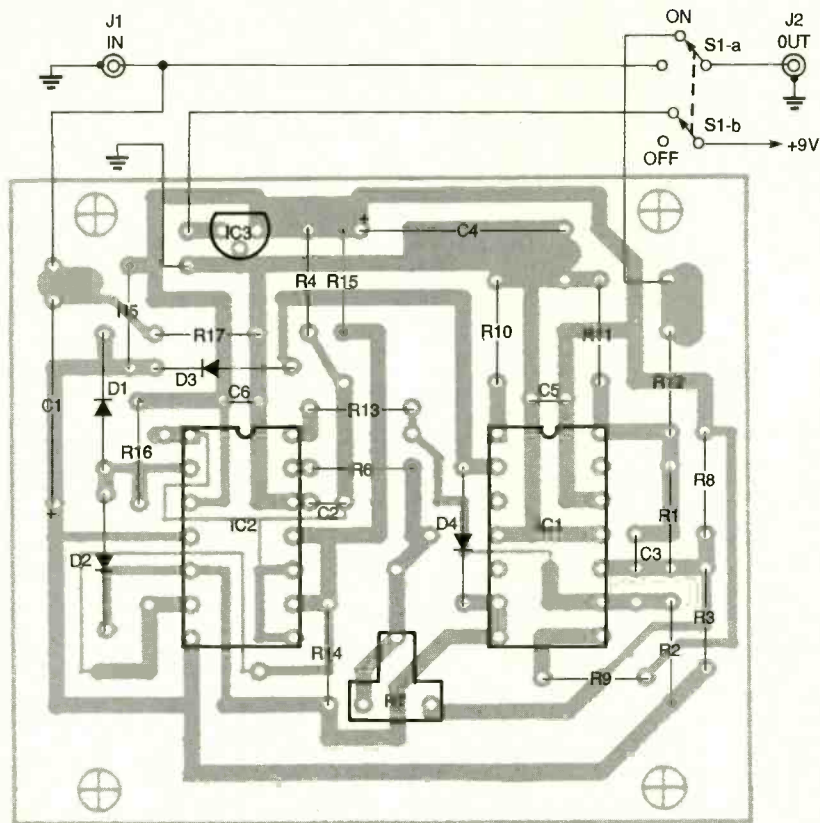


FIG. 4—PARTS-PLACEMENT DIAGRAM. First install the three ICs, followed by polarized capacitors, diodes, and then the rest of the components.

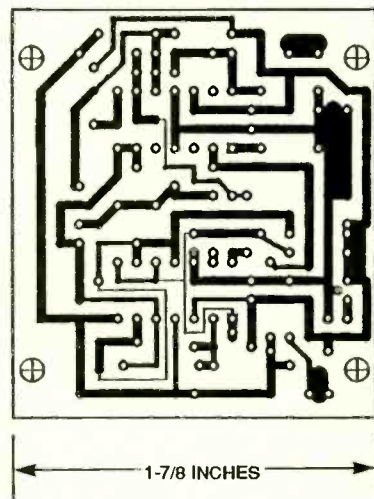
### Circuit details

The video inverter circuit, shown in Fig. 3, is based on an LM359 dual Norton op-amp and an LM339 quad voltage comparator. Those two ICs handle DC restoration, sync detection and processing, and buffering and inversion of the video signal. The DC level of the video signal is restored to 0.7 volt because the inputs of IC1-b operate at one diode voltage drop above ground. Diodes D1 and D3 charge the positive side of C1 to keep the bottom of the sync pulses at +0.7 volt, and D2 limits the maximum output of IC2-a at pin 2 to +1 volt.

Comparator IC2-b acts as a threshold detector set to detect sync pulses 300 millivolts above the restored DC level of 0.7 volt. Components C2 and R4 stretch the detected 4-microsecond sync pulses to 8 microseconds to include the duration of 8 cycles of 3.58 MHz color burst after the input sync pulse. Comparators IC2-c and -d buffer the stretched sync pulse with open-collector outputs at pins 13 and

14 to gate the buffer/inverter action of the main amplifier IC1-a.

Resistor R3 sets the gain of the inverting input of the main video amplifier IC1-a to 2 ( $-R1/R3 = -2 \times$ ), while R4 sets the gain of the non-inverting input of IC1-a to 4 ( $R1/R4 = +4 \times$ ). These two inputs combine to achieve an overall gain of  $+2 \times$  as a buffer or  $-2 \times$  as an inverter. During sync and colorburst portions of the input signal, IC2-c and -d outputs are open and the overall gain is  $+2$ . The rest of the time a low at the output of IC2-d (pin 14) short-circuits the non-inverting  $+4 \times$  signal path for an overall gain of  $-2 \times$ , while a low at IC2-c pin



VIDEO INVERTER FOIL PATTERN.





FIG. 5—THE PC BOARD is designed to fit in the specified case without the need for screws.

13 injects the necessary offset in the inverted video signal to keep it above the black level. Potentiometer R7 adjusts the black level at the output to correspond to the peak white level in the negative. Resistor R12 matches the output for 75 ohms.

A 78L05 regulator (IC3) provides a stable 5-volt supply from a 9-volt battery or AC adapter. With a current drain is about 30 milliamperes, a 9-volt alkaline battery should last about 10 hours. The 78L05 will output a steady 5 volts until the battery drops to 7 volts. At that point the image colors will start washing out before the circuit stops working completely. Switch S1 turns power on and off, and also bypasses the input video signal around the video inverter circuit when it's turned off.





**FIG. 6—COMPLETED VIDEO INVERTER.** This compact unit connects directly to other video equipment.

### Construction

For best performance, build the video inverter on a PC board. A foil pattern is provided here if you want to make your own board, or you can purchase one from the source given in the Parts List. The PC board was designed to fit in a particular case (see Parts List) without the need for screws. The case contains a compartment for a 9-volt battery. You can use the mounting holes on the board if you choose a different case.

Figure 4 is the parts-placement diagram for the PC board. First install the three ICs, followed by polarized capacitors, diodes, and then the rest of the components. Before connecting the cables, inspect the board for solder bridges, especially between the pins of ICs. Installing the 9-volt battery clip lets you use either a 9-volt battery or a 9-volt battery eliminator.

Drill a  $\frac{3}{16}$ -inch hole on the front panel for the power switch. Locate the hole  $\frac{1}{4}$ -inch from the bottom of the panel so that the switch won't interfere with the PC board. Place a small piece of cardboard between the bottom of the PC board and the cable connections to S1 to avoid short circuits.

Input jack J1 is a male RCA plug connected to the end of a shielded cable. This will connect directly to the video output

of a camcorder. The output jack J2 can be either a female RCA jack to connect to a camcorder's RF modulator, or another male RCA jack to connect directly to a video monitor or VCR; either should be connected to the board by a length of shielded cable. A convenient way to simplify wiring the jacks is to buy a ready-made 3-foot patch cord with your choice of jack and plug on each end and cut it in half. Then solder the cut ends to the inverter circuit. You must also drill holes in the case's front panel to pass the input and output cables through. Figure 5 shows the board seated in the case, and Fig. 6 shows the assembly all buttoned up.

### Test and adjustment

Before you close-up the case, you must adjust R7 for the proper black level of the inverted video signal. The best way to make this adjustment is to apply power to the video inverter with the input and output cables unconnected, and then adjust R7 for a reading of 1.9 volts at J2. If you don't have a voltmeter, set R7 about midway. Then, once the inverter is connected to a camcorder, finely adjust R7 to make the black parts of the picture look right. The schematic diagram in Fig. 3 shows several DC voltage readings taken with the input and output cables un-

connected. You can use them to help troubleshoot the circuit.

To view negatives, set a small light box vertically in front of the video camera, and hold the negative to the box with a piece of clear acetate. Cover the area over the light box that is not used to view the negative with aluminum foil to reduce glare and reflect as much light as possible through the negative. The Roscolux filters measure  $1\frac{1}{2} \times 3\frac{3}{4}$  inches and are just big enough for a 35 mm negative.


The camcorder must be set to its macro setting and placed right in front of the negative. The camcorder should be free to move back and forth to obtain the best composition.

Wear cotton gloves intended for photographic use to handle the negatives to avoid leaving fingerprints.

If your camcorder has a manual white balance control try using it to remove the blue cast that the inverted color negative will produce on the video screen. If the white balance control doesn't do a good enough job, use the Roscolux filters. The right filter choice requires some experimentation. If the image is too blue, add a blue filter. If the image is too red, lighten the blue filter. If the greens are weak and the image is too purple, add a purple filter. It seems paradoxical, but if there is too much of one color on the video screen, you must add more of that color to the negative. Use the less saturated, lighter filters, such as the No. 848, No. 849, No. 850, No. 842, No. 804, and No. 825 filters. In various combinations, those Roscolux filters are most useful for viewing negatives from different types of color film.

Set the color, tint, brightness, and contrast controls on the TV or video monitor for normal viewing before using the video inverter. You can tweak them to achieve the best image afterwards. If your TV set decodes the vertical interval reference (VIR) signal that is normally broadcast by networks and TV stations, be sure to turn the VIR switch off while you are using the video inverter.  $\Omega$

MARTIN CLIFFORD



## The first television systems, cumbersome, short-range contraptions that sent pulses over wires, were more akin to facsimile than modern TV.

TELEVISION, BECAUSE OF ITS RELATIVELY recent public appearance, is commonly believed to be a younger spinoff of radio. However, its actual beginnings date from the middle of the last century, about the same time that Samuel F. B. Morse invented the telegraph, and this was 30 years before Alexander Graham Bell invented the telephone.

Nearly a century before television became a practical reality in 1923, it was known that sound waves could be transmitted as modulated electric currents in wires and that electromagnetic waves could be transmitted without wires. So it didn't seem too far-fetched for some visionaries to believe that images could somehow be converted into electrical impulses and sent to distant receivers.

Television as it exists today owes an immense debt to many

famous inventors as well as many unsung scientists, experimenters, and tinkerers who contributed to the telegraph, the telephone, radio transmission, moving pictures, and vacuum tubes. The technology has been inexorably intertwined.

What most of us consider as modern television was demonstrated successfully before the invention of electronic scanning and the camera and picture tubes, but not before the invention of the radio and cathode-ray tubes. The object to be televised was scanned mechanically, and the received televised image was either viewed directly or projected onto a moving picture screen.

### Lost in history

If you are willing to accept that the transmission of still pictures (even crude ones) and

text over wires was early television, then television preceded radio. However, if you insist that television be defined as the transmission and reception of moving images by cable or broadcast through space, then radio came first. However, this discussion is about the roots of television by whatever name you choose to call it.

Most radio amateurs, and science history buffs can name the most famous inventors in the field of radio. These include Edison, Fleming, de Forest, and Amström. But even they might be hard pressed to name even one or two of television's largely unrecognized pioneers.

However, before identifying some of the television's pioneers, it's worth reviewing the physical and physiological basis for television reception.

### Tricking the brain

A fundamental property of the human eye is *persistence*—the ability of the eye to hold onto an image for milliseconds after the image has changed. This effect permits us to see both moving pictures and television. If a series of nearly identical cartoons or pictures that differ only in minor details are flipped rapidly in front of you, the image will appear to move. As the pages snap by, you might perceive an athlete jumping over a hurdle or a horse galloping around a racetrack.

The early television pioneers were aware of this characteristic. They recognized that all picture elements do not have to be transmitted simultaneously. If they are transmitted in a sequence that is rapid enough, the eyes will assemble them into a complete picture. The pioneers knew that persistence of vision permits us to see movies.

For this reason, if all television picture elements are transmitted at the same time, the speed must be fast enough for the eye to retain the impression of the first picture element before the last one arrives. In this way, the illusion of simultaneous transmission is achieved.

To obtain the desired result,



the image must be broken down into successive points of light and dark or as a mosaic of picture elements or *pixels*. This has become possible because of the invention of different methods for object scanning. The elements of the mosaic are translated into electrical impulses in successive rows of elements called lines. The closer together these scanning lines are, the higher will be the definition of the picture.

The succession of lines that form a picture is called a frame, and the number of frames per second is the repetition rate. Thus, persistence of vision combined with a frame rate that exceeds the human eye's *flicker* rate (about 30 frames per second) are both necessary for viewing television.

### Morse's contribution

Samuel F.B. Morse, a portrait painter, established the basic principles of all electromagnetic communications when he demonstrated his telegraph system in 1844. Although the discovery that electric current flows through a wire had been made earlier, it was Morse who first demonstrated that messages could be transmitted by interrupting that current to form a series of long and short pulses or dots and dashes.

With a battery (later voltage from a central station), a sending key, a receiver that would make a noise, and a connecting wire, the first telegraph system was assembled. The key activated the sounder's electromagnet, and the electromagnet then caused the sounder to make an audible click. The telegraph inspired many investigators to believe that if messages could be transmitted over wires, pictures could also be transmitted.

### Facsimile shows up

One of the first television researchers, English physicist Alexander Bain, built apparatus that could transmit characters and words over wire in 1842. This apparatus, shown in Fig. 1, was a crude version of a facsimile machine. It depended on

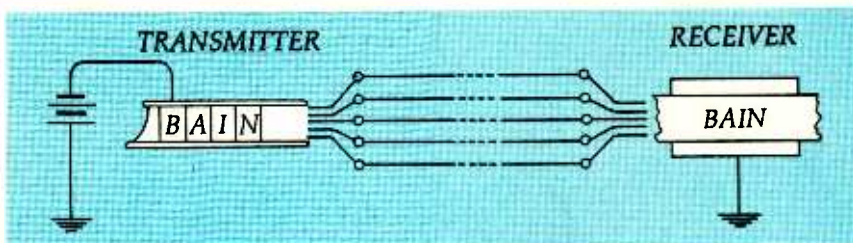


FIG. 1—BAIN'S FACSIMILE MACHINE. Chemically-treated paper darkened where current from brushes contacted embossed metal type in 1842.

embossed metal type, similar to that used for printing newspapers, and metal brushes which moved horizontally across chemically treated paper in contact with the type.

The chemically treated paper conducted current that darkened the paper as it passed from the brush to the embossed metal typeface underneath. A character pattern of the underlying letter was formed on the paper, and the signal was then sent over a bundle of wires to an identical setup at the receiver that reformed the letters.

The difficulty with Bain's system was that the brushes at the receiver had to be synchronized with those at the transmitter. This was not easy to accomplish with the technology available at that time. But Bain succeeded in demonstrating a practical way to scan characters line-by-line and transmit words and text or graphics, a technique that is fundamental to modern television.

In 1847, another inventor named Bakewell improved on Bain's machine, as shown in Fig. 2. Bakewell replaced the bundle of wires that connected

the transmitter and receiver with a single wire. Then, instead of scanning a flat surface, he set up a pair of cylinders that revolved synchronously.

A drum with tin foil wrapped on it was located at the transmitter end. A picture to be transmitted was painted on the foil with shellac. When needle N1 contacted the foil, it closed the circuit permitting a current to flow to needle N2 at the receiver. However, when needle N1 moved over the shellac drawing, no current flowed.

The real significance of Bakewell's apparatus was in its ability to demonstrate automatic signal switching and scanning, not in its ability to transmit a picture over a wire. Mechanical linkage connected both cylinders so they turned at the same speed, eliminating the difficulty in synchronizing the brushes Bain invented. Synchronized transmitted and received signals is another requirement for modern television. Unfortunately, the mechanical linkage limited the distance between transmitter and receiver to distances measured in feet.

Bakewell's apparatus had another serious handicap: The image at the receiver was not only monochrome, but it was monotone as well. The apparatus did not make possible gray shades or tone gradations from black to white. The signal transmitted on the wire conductor from the transmitter to the receiver consisted only of pulses of uniform amplitude. The only difference between pulses was in their duty cycle (ratio of on-to-off time), not strength.

Many researchers attempted to improve on what Bain and Bakewell had done. In 1865, two

### DID YOU KNOW THAT?

- The first text was transmitted by wire in 1842.
- Pictures were transmitted by wire between Paris and Amiens in France in 1862.
- Nipkow invented the mechanical scanning of moving objects in 1884.
- Baird demonstrated live television broadcasting in 1923.
- Zworykin invented the iconoscope camera tube for electronic scanning in 1923.
- Farnsworth invented the improved image orthicon picture tube in 1928.
- Electronically-scanned television became a reality in 1933.

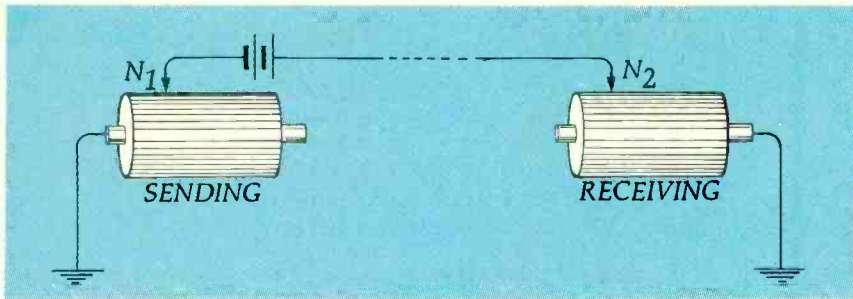


FIG. 2—BAKEWELL'S SYSTEM had tin-foil covered revolving drums for transmitting and receiving recorded pictures in 1847.




FIG. 3—THOMAS EDISON experimented with sending letters and words punched in tape by telegraph in 1873.

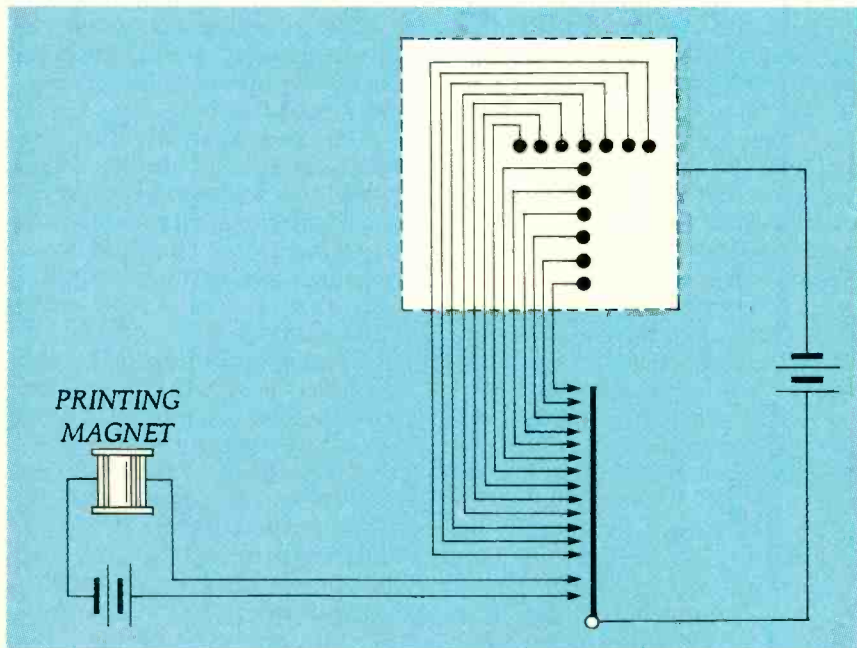


FIG. 4—MIMAULT IMPROVED LETTER definition by increasing the number of metal brushes to 49.

researchers. Vavin and Fribourg, introduced punched tape. The holes in the tape allowed the metal brushes to make contact with an underlying metal roller, permitting a flow of current. The hitch here was that the reproduced images were discontinuous, making the system unsuitable for transmitting complete pictures.

Thomas Edison began experimenting with punched tape in 1873, as shown in Fig. 3. Years

later, punched-tape found its way into Teletype machines as a data-storage medium. Paper tape was also the storage media for numerically controlled machines. Data was first obtained with wire brushes making electrical contact through holes in the paper tape, but later the brushes were replaced by solid-state optocouplers.

Another television pioneer, a Frenchman named Mimault, also used chemically-treated pa-

per for receiving signals with as many as 49 metal pins for scanning. Figure 4 shows how Mimault transmitted the letter "T." M. Abbe Caselli, a French engineer, transmitted drawings and diagrams electrically over wires in 1862. Caselli's system improved over the apparatus of both Bain and Bakewell, but it was more than just a laboratory curiosity. It actually transmitted signals between Paris and Amiens in France for several years.

Even after the beginning of the 20th century, inventors were still hard at work trying to devise ever more practical wire transmission systems. One of these was the TelAutograph, an apparatus for transmitting writing and pictures. It produced facsimiles at the receiving end with an electrically controlled pen that made the same motions as the transmitting pen. Another system, TelePantagraph, could transmit drawings over long distances by telegraphy.

### Selenium contribution

Selenium has a place in this discussion because it was prominent in early television experiments. It was also the first semiconductor material to be used commercially, well before the invention of transistors. Although discovered in 1820, 56 years passed before it was discovered that selenium exhibited high sensitivity to light. This finding was exploited by the early pioneers who wanted to convert light energy to an electrical signal.

Selenium is still found in photoconductive cells, photoelectric light meters, and in the light-sensitive coating on the drums of xerographic copying machines and laser printers. The layer of selenium on the drums is electrostatically charged and then preferentially discharged by intense selective illumination.

The electrostatic image is transmitted to paper by dusting a plate with fine black or colored toner powder and then the image is "ironed" on the paper. Selenium rectifiers were popular



replacements for rectifier tubes in the years before the introduction of silicon rectifiers and transistors.

A French inventor named M. Senlecq developed a system called the Telectroscope in 1877. The image to be transmitted was reflected onto the ground glass plate of a camera obscura. That image was then traced, line-by-line, with a fine-pointed selenium stylus. The current flowing from the transmitter to the receiver depended on the amount of light present at each tiny spot. This was the first system that received a picture consisting of variations in light level.

In 1880, Ayrton (the inventor of the Ayrton shunt), Perry, and Professor Kerr (inventor of the Kerr cell) proposed a television system based on selenium cells. Their arrangement consisted of many selenium cells, each containing multiple wires. Each of the cells contributed a small amount of current, and total current flow depended on the light reaching it. In effect, the system formed a mosaic. Many years later the mosaic concept would be adopted for the iconoscope camera tube.

The Ayrton-Perry-Kerr television system was interconnected with a large number of wires. At the receiver, a corresponding number of magnetic needles moved, permitting light of varying intensity to pass through an equal number of apertures. Kerr also developed a receiver based on electromagnets with silvered ends illuminated by a polarized beam of light. The currents flowing through the electromagnets rotated the plane of polarization as a function of the light received at any given moment.

The ability of selenium to change light energy to an electrical signal was inhibited by the crudeness of the early mechanical scanning systems. This disparity led many inventors to attempt improvement breakthroughs. Although the names of many of these inventors have been lost in the dustbin of history, Alexander Graham Bell took out a patent

for a television system that included selenium components.

In 1880, a Boston inventor, named G.R. Carey, developed a system for transmitting the signal equivalents of picture elements simultaneously by setting up a separate channel for each picture element. His transmitter was a disk with holes drilled around the periphery, as shown in Fig. 5. Each hole contained a selenium element connected to a transmission wire.

As an image was focused on this disk, it was broken up into as many picture elements as there were holes in the disk. Cary deserves credit as the inventor of the multichannel transmission system.

Light entered the right side of the cylinder where it activated many selenium cells. The electrical output of all of the cells was then brought out by individual wires to a sheet of chemi-

cally treated paper. The current in each wire altered the composition of the paper to produce a reproduction of the subject. Each of the selenium cells effectively corresponded with picture elements or pixels.

An inventor named De Bernouchi invented apparatus that eliminated the multiple wires. Figure 6 is a drawing of the apparatus. A light source (shown at the left) was focused by a lens onto a drum, around which was wrapped photographic film. The light from the film, varying in strength and dependent on light and dark areas of the film, was reflected by a prism onto a selenium cell, varying its resistance value.

The selenium circuit consisted of the selenium cells, a DC voltage source, and the primary (P) of a transformer. The signal appearing across the secondary (S) of the transformer modulated the light produced by an arc lamp, a source of high-intensity light. The light reflected from a parabolic reflector onto a mirror before it passed through a lens onto a drum coated with a photosensitive material.

### Mechanical scanning invented

In 1883, Paul Nipkow, a German television pioneer, invented the perforated spiral distributing disk or mechanical scanner. His electrical telescope was notable as the first successful method for scanning moving images. It remained in use through the late 1920s, but eventually was replaced by electronic scanning in the 1930s.

A series of perforations was arranged in a spiral pattern around the peripheries of iden-

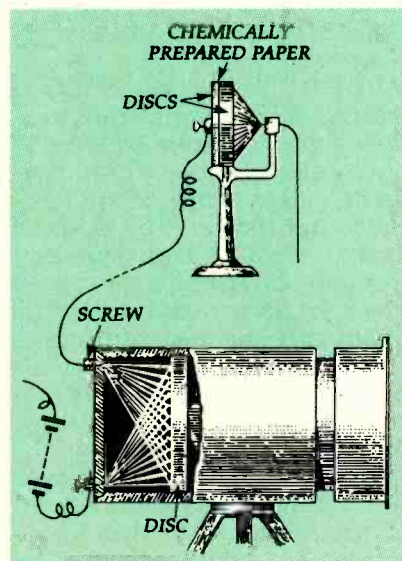


FIG. 5—CAREY TRANSMITTED pictures over wire bundles in 1879.

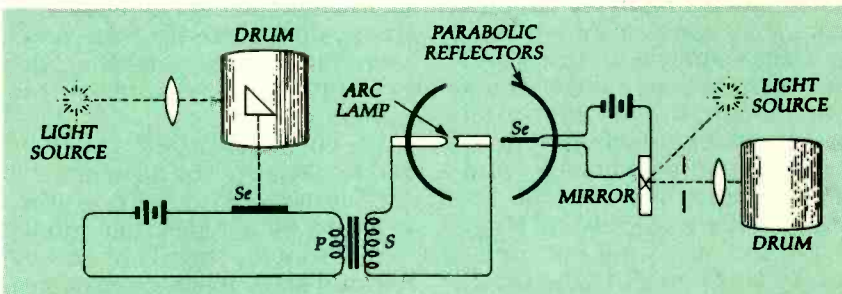


FIG. 6—DE BERNOUCHI'S SYSTEM included selenium cell transducers and an arc lamp as a light source.



tical disks. One transmitted the picture elements and the other received them, as is shown in Fig. 7. Each hole in the disk passed in front of an aperture in succession as the disk revolved. This arrangement permitted moving pictures to be sent over wires and broadcast by radio.

Unfortunately, Nipkow was ahead of his time because neither light-sensitive cells, photoelectric cells, vacuum tubes, nor cathode-ray tubes had been invented. Moreover, there was no wireless in 1884 when Nipkow was granted his patent. The work of Hertz and Marconi was yet to be done

### Transmission by radio

Morse inaugurated his telegraph system in 1844, 40 years before Heinrich Hertz, a German scientist, built his experimental apparatus that first transmitted feeble radio signals generated by man through space. Hertz carried out his landmark experiments in radio wave transmission with an oscillator as a crude transmitter and a detector forming a crude receiver. He confirmed the theory proposed by the English physicist, Clerk Maxwell, that radio waves differ from light waves only in wavelength and frequency.

But it remained for Guglielmo Marconi, an Italian engineer, to pick up where Hertz left off and startle the world with practical radio transmission. And he did it without vacuum tubes! Marconi built an induction coil and an oscillator which he connected to an antenna, permitting him to generate and radiate far stronger modulated electromagnetic waves than Hertz could produce.

With a similar receiving antenna and a crude receiver, Marconi was soon transmitting and receiving Morse code signals over distances of hundreds of feet. By 1895 he was transmitting over distances of miles, and on December 12, 1901 he received coded signals in Newfoundland sent from his transmitter in Cornwall, England, 2,170 miles away.

Some 30 years passed from

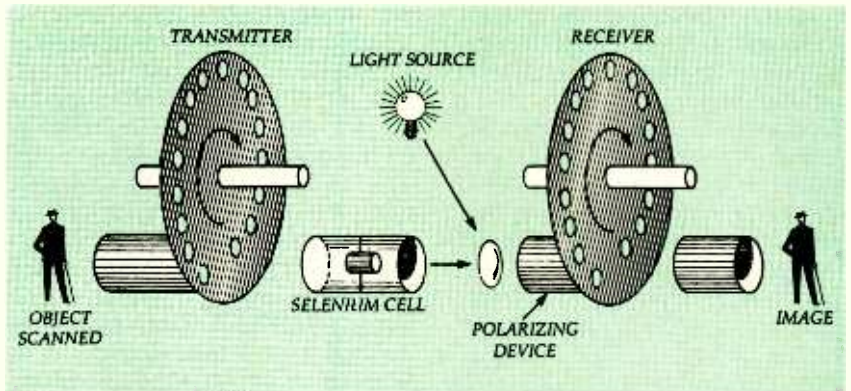


FIG. 7—NIPKOW'S PERFORATED SPIRAL DISK made mechanical scanning a reality in 1884.

the inauguration of Morse's telegraph until Alexander Graham Bell, a Scottish-American speech professor and teacher of the deaf, accidentally stumbled on the apparatus that would later become the telephone. However, it took Bell nearly another year of diligent experimentation before he was able to improve his apparatus enough so that his assistant, Thomas Watson, could hear him speak a clear sentence.

In 1904, Arthur Korn, a German professor of physics, transmitted photographs by wire. A photo film was placed on a revolving glass drum inside a cylinder lighted only by a small aperture. The light passed through both the film and glass. The light rays, modulated by the lights and shadows of the picture on film as the drum rotated, passed through a prism and were focused on a battery-powered selenium cell.

With this system, Professor Korn sent photos over telephone wires from Munich to Nuremberg in 1904. In 1907 he sent wire photos from Europe to England. However, in 1922 Professor Korn achieved an important breakthrough by adapting his system to radio transmission. Figure 8 is a simplified diagram of his transmission system.

Pictures radioed by this method were in the form of half-tone groups of dots. They were received by a typewriter modified so that it printed out dots of various sizes instead of letters. A picture was radioed from Berlin to Maine in 1922 in about

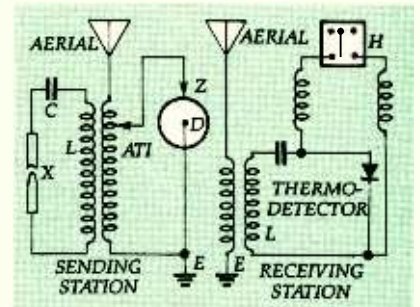


FIG. 8—KORN TRANSMITTED pictures over wire before devising a system for broadcasting them by radio in 1922.

40 minutes.

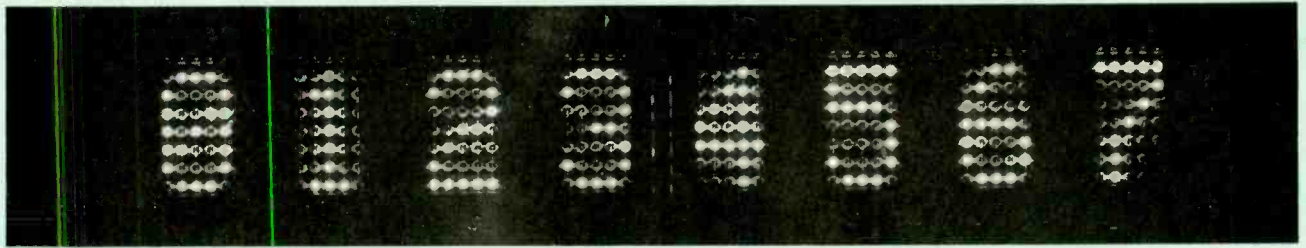
The Bell Telephone Laboratories improved on Professor Korn's original invention by developing a system of phototelegraphy. It was similar to Korn's invention, but with some important modifications: A photoelectric cell replaced the selenium cell, and the rotating cylinders were kept synchronized by electrical tuning forks.

Although the Bell Laboratories improved upon Korn's work, the laboratories were interested only in transmitting pictures over telephone lines while Korn is credited with moving television into the realm of radio broadcasting.



John Baird, a Scottish inventor, devised a system that projected televised shadows onto a screen, and he was the first person to demonstrate television to the public in 1923. Baird's transmitter consisted of a Nipkow disk that had 17 lenses in each of its peripheral perforations. The object to be televised was strongly illuminated and lo-

*Continued on page 74*





**Learn how to program "smart" LED multicharacter displays with your computer.**



# WORKING WITH SMART DISPLAYS

JERRY R. LETTOW

CONVENTIONAL LIGHT-EMITTING DIODE display modules require peripheral devices such as ASCII decoders and drivers to drive and control them. However, later generation LED displays contain these and other functions, such as display multiplexing and character memory. This component consolidation saves circuit board space, assembly time, and cost, and it makes the newer displays compatible with and controllable by microprocessors and microcontrollers. Consequently, they are called "smart" or "intelligent" displays."

Conventional numeric and alphanumeric LED modules displays are found in a wide range of consumer appliances and entertainment products as well as business machines, medical equipment, and test equipment. These single or multicharacter modules are typically priced under \$5. However, the cost of a complete display system adds up when the price peripheral devices and assembly

labor are included. Moreover, a multicomponent display system occupies several square inches of the circuit board's "real estate."

Smart or intelligent LED displays can be found in telecommunications equipment, portable telephones, bench test equipment, airborne electronics, and medical equipment. The least expensive eight-character alphanumeric LED dot-matrix modules are priced at about \$40. They can display numbers, letters, and symbols in a rapid sequence to form messages under computer control. When stacked end-to-end or side-by-side they can spell out complete sentences. When packaged in familiar dual-in line cases with 0.10-inch pin spacing (pitch), the modules can be plugged into standard sockets or soldered directly to circuit boards.

The subject of this article is the HDSP211X-212X-250X series of eight -digit LED alphanumeric, dot-matrix displays

made by Hewlett-Packard. This article will explain how they can be programmed to present messages under the control of an IBM or compatible personal computer. In addition to providing the background and information you'll need if you want to add a "smart" LED display to your own project, the article is a practical introduction to the subject of interfacing personal computers with external devices and circuits.

## The HDSP211X-212X family

There are 11 different part numbers in the Hewlett-Packard HDSP-211X/-212X/250X series. Figure 1 is an outline drawing for the HDSP-211X and HDSP-212X products. (The HDSP-250X package is 2.79 inches long and each of its dot-matrix arrays are about 35 % larger.) All of the displays have 28 pins in a standard DIP outline with 0.6-inch spacing between pin rows.

The characters on the HDSP-211X and HDSP-212X se-



ries are approximately 0.2 inch high while those on the HDSP-250X series are about 0.275-inch high. The on-board CMOS ICs in the HDSP-211X and HDSP-250X displays decode 128 ASCII characters while those on the HDSP-212X decode Japanese Katakana characters.

All characters are permanently stored in the device's ROM. The HDSP-211X and 212X displays can be stacked horizontally to achieve a longer display, but the HDSP-250X display outline dimensions permit them to be stacked both horizontally and vertically. Table 1 identifies the 11 part numbers in the series with respect to character size, LED color, and the ability to display either the ASCII or Katakana characters.

All displays can store 16 user-programmable symbols in on-board RAM. This feature allows the display to be customized with additional symbols and icons. Seven brightness levels permit the adjustment of display intensity and, as a consequence, power consumption. All displays in the series are designed to be compatible with standard microprocessor interface electronics and each dis-

**TABLE 1**  
**HDSP ALPHANUMERIC DISPLAYS**

Color	Character Set	
	ASCII	Katakana
Red	HDSP-2112	HDSP-2122
	HDSP-2502	
Orange	HDSP-2110	HDSP-2121
	HDSP-2500	
Yellow	HDSP-2111	HDSP-2121
	HDSP-2501	
Green	HDSP-2113	HDSP-2123
	HDSP-2503	

play and its special features can be accessed through a bidirectional eight-bit bus.

For the remainder of this article, the term "display" will refer to all of the modules in the series collectively. *Caution:* The displays can be damaged by electrostatic discharge (ESD) so observe standard ESD precautions when handling them.

#### Demonstration system

The display is primarily intended for installation in products that permit it to be controlled by an embedded microprocessor or microcontroller. This article explains how an IBM PC or compatible computer can be used to demonstrate the

display's operation and programmability. Only a simple interface circuit and a C-language compiler are needed for the PC to control the display.

The interface circuit is built on a single PC compatible plug-in card. It contains a standard port address selector circuit and an Intel 8255A programmable peripheral interface. There is also room on the card to mount the display.

The software presented here is compatible with the Borland Turbo C++ compiler. Compilers from other publishers might require some software syntax modification for the code to operate properly.

#### Port address selector

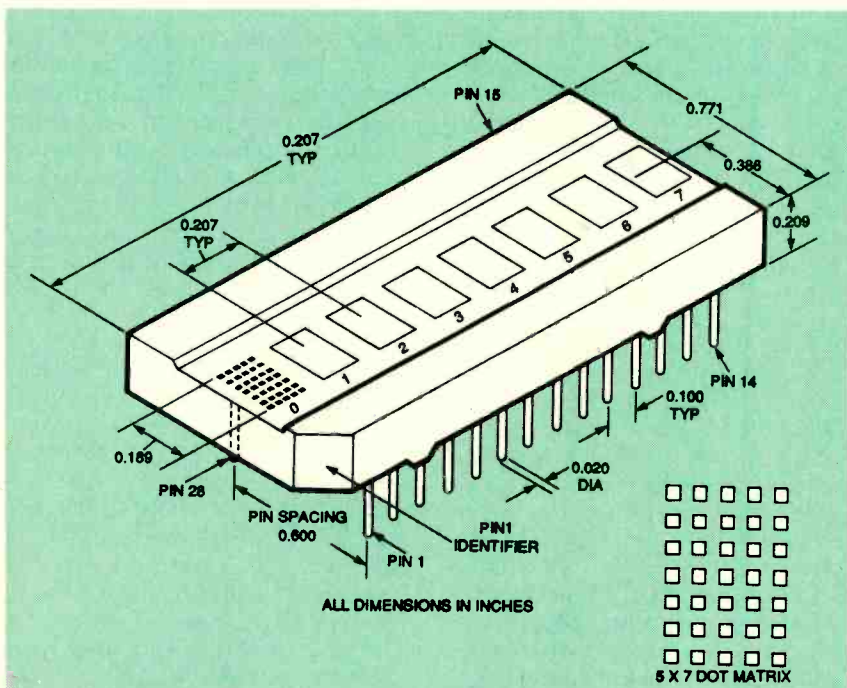
Figure 3 is the schematic for the single circuit board on which all circuit components and display are mounted. The port address selector circuitry, the 8255A and the display were all mounted on a PR2 prototype from JDR Microdevices (2233 Samaritan Drive, San Jose, CA 95124; 1-800-538-5000).

This board consists of two sections. One has the silk-screened outline for the correct parts placement for all the components of the port address selector circuit on both sides of the card, as shown in the photograph. In addition, the card has an open matrix on holes 0.10 inch on centers for mounting and wiring the 8255A and display. The company also offers a hardware kit for the installation of the PR2.

A computer must perform three steps to send data to an external device such as the 8255A. First its I/O write line must be set to a logic low. Then the address of the destination of the data must be sent on its address lines. Finally, the computer must send that data on its data lines. In Turbo C++, the instruction that performs an I/O write is:

```
outportb(address, data)
```

Refer to Fig 3. Whenever an outportb( ) instruction is executed, pin 15 of IC2, a 74LS244 noninverting octal three-state driver goes to logic low. The 74LS244 is a byte-wide line



**FIG. 1—PRINCIPAL DIMENSIONS** of HDSP-211X /212X eight-character, smart alphanumeric LED displays. Characters are formed by a 5 × 7 LED dot matrix. HDSP-250X displays are longer and have larger characters. Both are in 28-pin DIP packages with standard 0.6-inch spacing.



driver whose enable pins are tied to ground. Consequently, it acts as a noninverting buffer and pin 5 of IC2 also goes logic low. This then causes pin 4 of IC4, (one quarter of an 74LS00 quad, two-input NAND gate) and pin 36 of IC8 (the 8255A) to go logic low. All other inputs to IC2 remain at the proper inactive levels.

Next, the address of the port to be addressed appears at the port selector circuitry. This circuitry is organized so that the port resides at a range of 300H to 303H.

When data is sent to that address, the computer places the

### PARTS LIST

#### Resistors (1/4-watt, 10%)

R1, R2, R3, R4, R5—4700 ohms  
R6—2200 ohms

#### Capacitors

C1, C2—10 μF, 63 volts, aluminum electrolytic capacitor  
C3, C4, C5, C6, C7—0.1 μF, ceramic disk

#### Semiconductors

IC1—74LS245, noninverting octal bus transceiver  
IC2, IC3—74LS244, noninverting octal 3-state driver  
IC4—74LS00, quad 2-input NAND Gate  
IC5—74LS138, 1 of 8 decoder/demultiplexer  
IC6—74LS85, 4-bit magnitude comparator  
IC7—74LS08, quad 2-input AND gate  
IC8—8255A programmable peripheral interface, Intel or equivalent.  
IC9—HDSP-211X eight character alphanumeric LED display, Hewlett-Packard or equivalent

#### Other components

S1—switch, four-position, dual-in-line, PCB mount

**Miscellaneous:** eight-bit prototype card (see text); parts kit for prototype card (see text); header pins for wire wrapping (1 × 20, straight male); socket, 40-pin wire-wrap; socket, 28-pin wire-wrap, hookup wire, solder.

**Note:** The following items are available from Staletto Solutions, 484 McCamish Avenue, San Jose, CA 95123.

- Computer disk containing complete article source code listings including two menu driven HDSP-211X demonstration programs and source code—\$7.50

- Assembled and tested circuit on a prototype card (8255A and HDSP-211X not included)—\$75.00. Items 1 and 2—\$100.00 Send check or money order. Add \$2.50 for shipping and handling. California residents add local sales tax.

		D7	D6	D5	D4	D3	D2	D1	D0	COLUMN	ROW	
		0	0	0	0	0	0	0	0	0	0	16
		0	0	0	0	0	1	0	1	0	1	X
		0	0	1	0	1	0	0	1	1	0	X
		0	1	2	3	4	5	6	7	8-F		
0000	0											USER DEFINED CHARACTERS
0001	1											
0010	2											
0011	3											
0100	4											
0101	5											
0110	6											
0111	7											
1000	8											
1001	9											
1010	A											
1011	B											
1100	C											
1101	D											
1110	E											
1111	F											

FIG. 2—ASCII CHARACTER SET for HDSP-211X and HDSP-250X series of LED alphanumeric displays.

TABLE 2  
HEADER TO 8225  
PIN CONNECTIONS

FROM: Header Pin	TO: 8255A
Data D0*	34
Data D1*	33
Data D2*	32
Data D3*	31
Data D4*	30
Data D5*	29
Data D6*	28
Data D7*	27
I/O IOR	5
I/O IOW	36
Select 0	6
Address A0*	9
Address A1*	8

\*Buffered

binary code 1100000000 on its address lines A0 to A9 where A9 is the most significant bit (300 hex = 1100000000 binary). The address lines are buffered by IC2 and IC3. Buffered address lines A5 to A9 are fed to IC6, where they are compared with the logic levels set by switch S1.

Because input pin 3 of IC6, a 74LS85, four-bit magnitude comparator is logic high, all remaining inputs should be equal. Thus, the input logic levels at pins 10, 11, 14, and 15 of IC6 should equal the logic levels

at pins 9, 12, 13, and 1, in that order.

Position 1 of S1 must be OFF to produce a logic high level input to pin 9 of IC6. This, in turn, equals the logic level on pins 10, and all other switch S1 positions should be ON. When IC6 detects a match, its output pin 6 goes logic high.

Simultaneously, the outputs pins 16, and 5 of IC2 have been gated to produce a logic high at input pin 12 of IC4. This high input level is gated with the high output level from pin 6 of IC6 to produce a logic low at input pins 12 and 13 of IC7, one quarter of a 74LS08 quad-two-input AND gate and pin 4 of IC5, an 74LS138 1 of 8 decoder/demultiplexer.

The low logic level output of pin 11 of IC7 is then gated to pin 19 of IC1, a 74LS245 octal bidirectional three-state transceiver. IC1 then passes a buffered control word from pins 11 to 18 (B8 to B1) of IC1 to pins 27 to 23 (D7 to D0) of IC8, the 8255A. However, IC8 must be enabled.

When the logic low appears at input pin 4 of IC5, it is decoded along with the other inputs to produce a logic low at pin 15 of

IC5, while all other outputs remain logic high. This low logic level enables IC8 so it can accept the control word that defines its mode of operation.

If any address in the 300H to 303H range is sent to the address bus, pin 15 of IC5 will always go to a logic low, thus enabling the 8255A. Consequently switch S1 is always set to 300H, the first address value in this address range.

### Theory of the 8255A

The 8255A programmable peripheral interface IC8 has three ports (A, B, and C) that can be configured for many different operations. The device acts as an interface between the PC's port address selector and the display, as shown in Fig. 3.

The 24 I/O pins on IC8 can be individually programmed into two groups of 12, and it can be operated in three different

modes. (Refer to a manufacturer's data book for more information on the 8255A.) The prime source is Intel, but it is alternate sourced by NEC ( $\mu$ PD8255-A) and Oki (MSM8255A).

The 8255A (IC8) can be programmed by sending a control word to its data input lines D0 to D7 while the A0 and A1 lines are held low. That control word initializes IC8 to run in any one

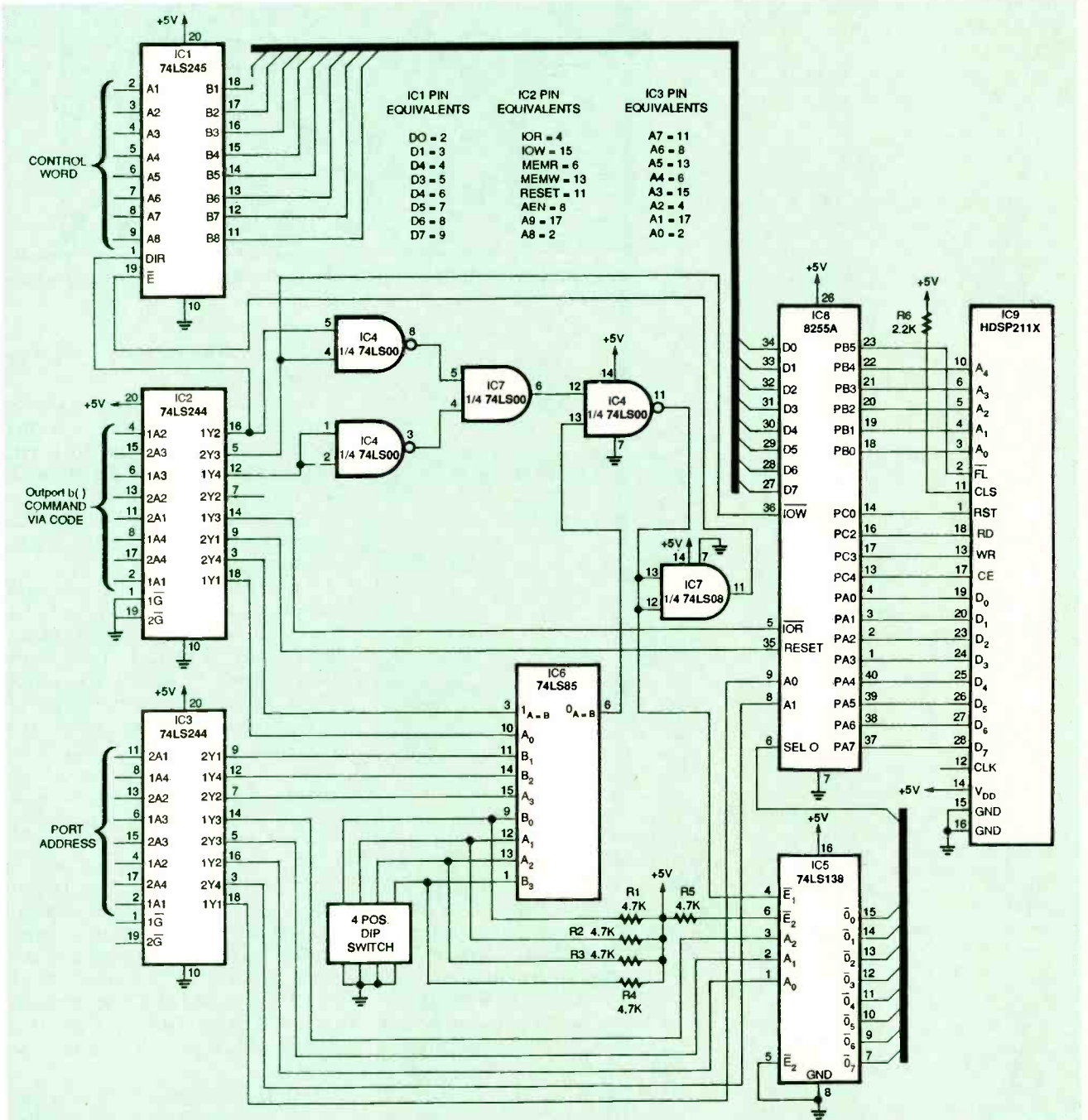


FIG. 3—SCHEMATIC FOR THE PORT ADDRESS SELECTOR board that also includes an 8255A programmable interface and an HDSP211X series alphanumeric display.



of its three modes. Selection of those modes depends on the value of the control word. In this project IC8 will run in mode 0, selected by sending binary 10000000 to the 8255A's data lines identified earlier.

Mode 0 was selected because it simplifies the output operations for each of the three on-board ports of IC8 by eliminating the need for "handshaking."

In mode 0, ports A and B (PA0 to PA7 and PB0 to PB7, respectively) are operated as eight-bit data output buffers. Port C is divided into two four-bit data output buffers (PC0 to PC3 and PC4 to PC7, respectively).

Port selection depends on the logic levels related to the IC8 (8255A) inputs A0 to A1 (pins 9 and 8). The control word address port is always the last port value in all address ranges. For this reason, port A is assigned to address 300H, port B is assigned to address 301H, and port C is assigned to address 302H. The IC8 mode control address is 303H. Thus, to set IC8 to mode 0, the control word 10000000 (80H) is placed on data input lines D0 to D7 and sent to address 303H. Listing 1, the first eight lines of the Turbo C+ source code, performs the operation.

### LISTING 1

```
#include <stdio.h>
#include <dos.h>

#define BASE 0x300 /* First address in address range */
#define MODE 0x80 /* 8255A mode control word */

int port_a = BASE, /* address of port A outputs PA0 - PA7 */
    port_b = BASE+1, /* address of port B outputs PB0 - PB5 */
    port_c = BASE+2, /* address of port C outputs PC0, PC2 - PC4 */
    mode_port = BASE+3; /* address of 8255A control word port */

void main(void)
{
    outportb(mode_port, MODE); /* set 8255A to mode 0 */
    outportb(port_a, 0); /* initialize port A outputs to LOW */
    outportb(port_a, 1); /* toggle PA0 to HIGH level */
    outportb(port_a, 2); /* toggle PA1 to HIGH level */
    outportb(port_a, 4); /* toggle PA2 to HIGH level */
    outportb(port_a, 8); /* toggle PA3 to HIGH level */
    outportb(port_a, 16); /* toggle PA4 to HIGH level */
    outportb(port_a, 32); /* toggle PA5 to HIGH level */
    outportb(port_a, 64); /* toggle PA6 to HIGH level */
    outportb(port_a, 128); /* toggle PA7 to HIGH level */
    outportb(port_b, 0); /* initialize port B outputs to LOW */
    outportb(port_b, 1); /* toggle PB0 to HIGH level */
    outportb(port_b, 2); /* toggle PB1 to HIGH level */
    outportb(port_b, 4); /* toggle PB2 to HIGH level */
    outportb(port_b, 8); /* toggle PB3 to HIGH level */
    outportb(port_b, 16); /* toggle PB4 to HIGH level */
    outportb(port_b, 32); /* toggle PB5 to HIGH level */
    outportb(port_c, 0); /* initialize port C outputs to LOW */
    outportb(port_c, 1); /* toggle PC0 to HIGH level */
    outportb(port_c, 4); /* toggle PC2 to HIGH level */
    outportb(port_c, 8); /* toggle PC3 to HIGH level */
    outportb(port_c, 16); /* toggle PC4 to HIGH level */
}
```

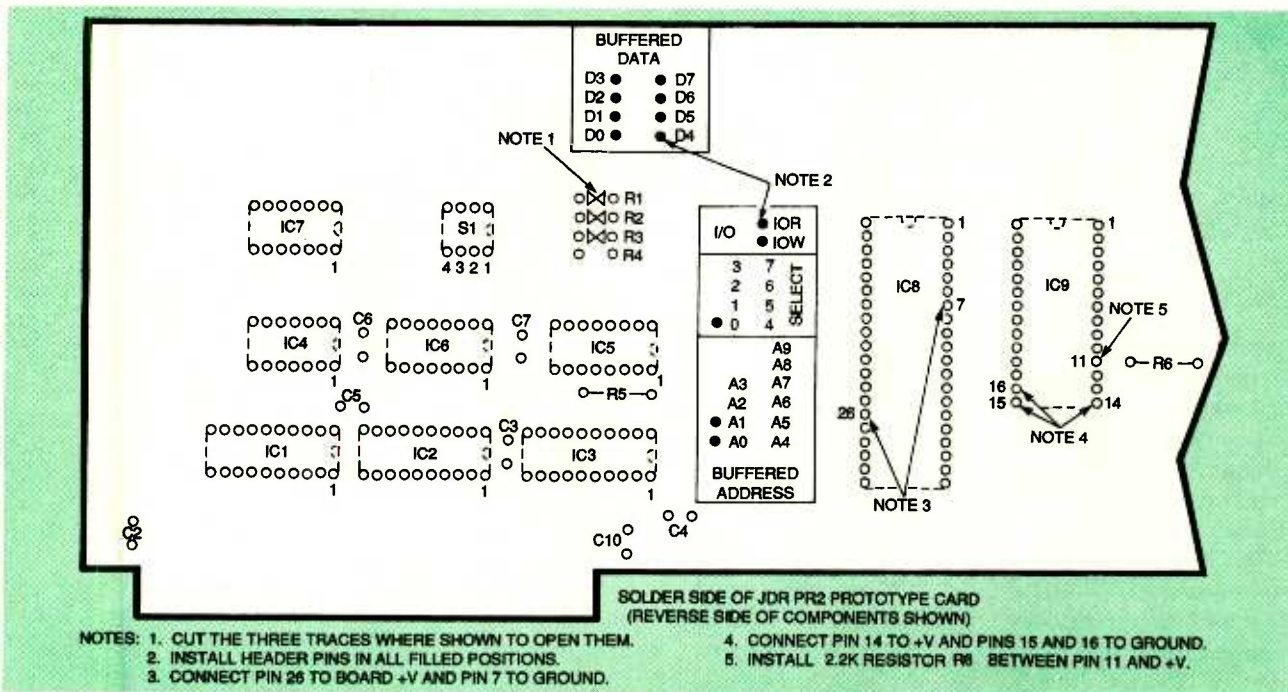


FIG. 4—PARTS PLACEMENT for the port address selector on a JDR PR2 prototype card (viewed from reverse or solder side).

By referring to both Fig. 3 and Listing 1, it can be seen that the display's data lines (D0 to D7) are accessed through port A. In addition, the address lines A0 to A4 and  $\overline{FL}$  line are controlled by port B, and all display control lines ( $\overline{WR}$ ,  $\overline{CE}$ ,  $\overline{RST}$ ,  $\overline{RD}$ ) are connected to port C.

Writing data to the display consists essentially of making use of the Turbo C+ source code to send the IC8 (8255A) mode control word to the correct port address, setting the display control lines and address lines to the proper levels through ports B and C, and then transmitting the display data through port A.

### Building the port selector

Refer to parts placement diagram Fig. 4. Note: This diagram is drawn to represent the solder side of the prototype card so that all pin numbers of IC will

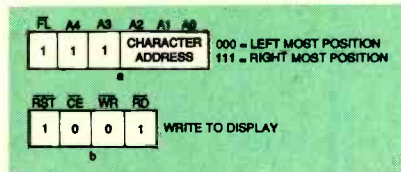


FIG 5—LOGIC LEVELS to select and display an ASCII character at a specified location.

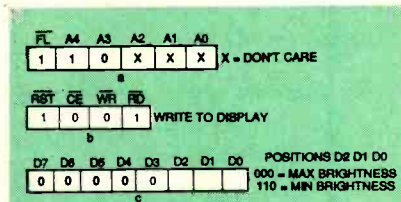


FIG 6—LOGIC LEVELS to select one of seven brightness levels.

be seen as viewed from the bottom side rather than the top, a convenience when wire wrapping the pins.

Insert all components except IC8 (8255A) and IC9 (display) on the component side of the

board for direct soldering. This is indicated by the screened callouts on the circuit board. (ICs 8 and 9 are to be inserted later.) Insert and solder 2.2-kilohm resistor R5 as shown on Fig. 5 between pin 6 of IC5 and the power lead. All capacitors on this circuit board decouple the power supply.

When all the components except IC8 and IC9 have been inserted and soldered in their correct locations, insert wire-wrap header pins for IC8 at the positions specified on the solder side of the prototype card. Solder the header pins into the positions indicated by the heavy black circles shown in Fig. 4. Cut open the three conductive traces under resistors R1, R2, and R3 (shown to the left of the callouts on Fig. 4).

### Installing the 8255A

Insert and solder a 40-pin wire-wrap socket in the prototype card, as shown in Fig. 4. Wire-wrap pin 26 of the IC8 (8255A) socket to the power supply trace, and connect pin 7 to the ground trace. Insert only IC8 in its socket at this time. Manually wire wrap the remaining header pins listed in Table 2.

### Debugging the selector

When the port address selector is complete, check its operation by installing it in a personal computer and by compiling and running the source code given in Listing 1. This is an optional step but performing it will give you a better understanding of how the port address selector works and how the computer interfaces with it.

With the computer off, insert the prototype card in any open 8- or 16-bit expansion slot in the computer's motherboard. Boot-up the computer and start the C-compiler. Enter the source code given in Listing 1. It checks all corresponding outputs for each individual port of IC8, the 8255A.

Connect a test lead from an oscilloscope or digital multimeter in the voltage range to pin 4 (PA0) of IC8. Single step through the program one line at a time with the C-compiler's de-

### LISTING 2

```

/*
 * This listing shows how to write an "A" to the third HDSP-21XX
 * character location from the right.
 */

#include <stdio.h>          /* header files */
#include <dos.h>

#define BASE 0x300         /* first address in address range */
#define MODE 0x80         /* 8255A mode control word */

int port_a=BASE,          /* address of port A outputs PA0-PA7 */
    port_b=BASE+1,       /* address of port B outputs PB0-PB5 */
    port_c=BASE+2,       /* address of port C outputs PC0, PC2-PC4 */
    mode_port=BASE+3;    /* address of 8255A mode control word */

void main(void)
{
    outportb(mode_port,MODE); /* set 8255A to mode 0 */
    outportb(port_a, 0x00);   /* set all display data lines to 0 */
    outportb(port_b, 0x00);   /* set all display address lines to 0 */
    outportb(port_c, 0x1F);   /* disable all display control lines */
    outportb(port_b, 0x30);   /* access display control word register */
    outportb(port_c, 0x05);   /* initialize lines to write to display */
    outportb(port_a, 0x00);   /* set display brightness to max. */
    outportb(port_c, 0x1F);   /* disable display write lines */
    outportb(port_b, 0x3D);   /* select character location */
    outportb(port_c, 0x05);   /* initialize lines to write to display */
    outportb(port_a, 0x41);   /* write character "A" to display */
    outportb(port_c, 0x1F);   /* disable display write lines */
}

```



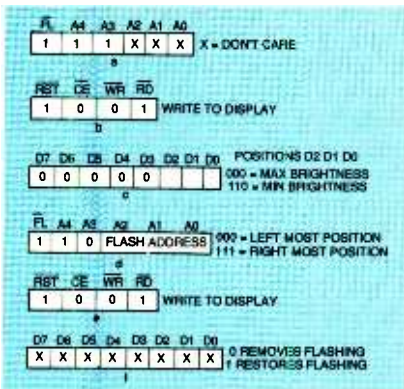


FIG. 7—LOGIC LEVELS to clear the flash and character RAMs and store a flash attribute for a specific character location.

COLUMN	ROW	UDC CHARACTER	HEX CODE
1 2 3 4 5			
D4 D3 D2 D1 D0			
1 1 1 1 1	1	.....	1F
1 0 0 0 0	2	.....	10
1 0 0 0 0	3	.....	10
1 1 1 1 0	4	.....	1E
1 0 0 0 0	1	.....	10
1 0 0 0 0	2	.....	10
1 1 1 1 1	5	.....	1F

FIG. 8—DATA TO LOAD letter E into the UDC RAM.

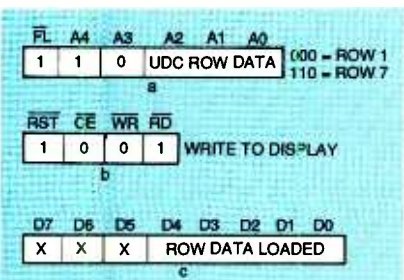


FIG. 9—LOGIC LEVELS to load UDC row data into the UDC RAM.

bug function until the line `outportb(port—a, 0)` is reached. When this line has been executed, all port A outputs will be set to a low logic level. Then single step to the next line; `outportb(port—a, 1)`. After this line has been executed, the DMM or oscilloscope should verify that pin 4 has switched to a logic high, indicating that IC8 is functioning properly.

Remove the test lead and connect it to the next port A output. Single step the source code one line and look for the high logic level. Repeat this procedure for the remaining outputs of ports A, B, and C. When checking port B, look only at outputs PB0 to PB5 (pins 18 to 23), and when checking port C, look only at

### LISTING 3

```

/*
 *
 * This code writes an "A" to the 2nd and third HDSP-21XX
 * character locations from the left; the 2nd character location
 * then flashes and the third does not.
 */

#include <stdio.h> /* header files */
#include <dos.h>

#define BASE 0x300 /* first address in address range */
#define MODE 0x80 /* 8255A mode control word */

int port_a=BASE, /* address of port A outputs PA0-PA7 */
    port_b=BASE+1, /* address of port B outputs PB0-PB5 */
    port_c=BASE+2, /* address of port C outputs PC0, PC2-PC4 */
    mode_port=BASE+3; /* address of 8255A control word port */

void main(void)
{
    outportb(mode_port,MODE); /* set 8255A to mode 0 */
    outportb(port_a, 0x00); /* set all display data lines to 0 */
    outportb(port_b, 0x00); /* set all display address lines to 0 */
    outportb(port_c, 0x1F); /* disable all display control lines */
    outportb(port_b, 0x30); /* access display control word register */
    outportb(port_c, 0x05); /* initialize lines to write to display */
    outportb(port_a, 0x80); /* clear flash and character RAMs */
    outportb(port_c, 0x1F); /* disable display write lines */
    outportb(port_b, 0x01); /* select 1st loc.of char.to be flashed */
    outportb(port_c, 0x05); /* initialize lines to write to display */
    outportb(port_a, 0x01); /* store flash attribute at dig. location */
    outportb(port_c, 0x1F); /* disable display write lines */
    outportb(port_b, 0x02); /* select 2nd loc.of char.to be flashed */
    outportb(port_c, 0x05); /* initialize lines to write to display */
    outportb(port_a, 0x00); /* disable flash attrib. at dig. location */
    outportb(port_c, 0x1F); /* disable display write lines */
    outportb(port_b, 0x39); /* select character location */
    outportb(port_c, 0x05); /* initialize lines to write to display */
    outportb(port_a, 0x41); /* write character "A" to display */
    outportb(port_c, 0x1F); /* disable display write lines */
    outportb(port_b, 0x3A); /* select character location */
    outportb(port_c, 0x05); /* initialize lines to write to display */
    outportb(port_a, 0x41); /* write character "A" to display */
    outportb(port_c, 0x1F); /* disable display write lines */
    outportb(port_b, 0x30); /* access display control word register */
    outportb(port_c, 0x05); /* initialize lines to write to display */
    outportb(port_a, 0x0A); /* find locations to flash and do it */
    outportb(port_c, 0x1F); /* disable display write lines */
}

```


output PC0 (pin 14) and outputs PC2, PC3, and PC4 (pins 16, 17, and 13).

#### Display to 8255 connection

Install the display (IC9) only after proper port address selector operation has been verified. Insert a 28-pin wire-wrap sock-

et for IC9 in the circuit board on the component side, checking its orientation (as seen from the solder side) with Fig. 4. Solder the socket in position.

Insert and solder 2.2-kilohm resistor R6 between the 5-volt power source and pin 11 of the display (IC9), as shown in Fig.



THE PR2 PROTOTYPE card from JDR MicroDevices identifies the parts locations for the port address selector circuit.

4. Wire-wrap all connections as shown in Fig. 3 after identifying all pin numbers and functions on the display, noting that the pins in Fig. 4 are bottom views.

#### Five-section display

The display has five functional sections: character RAM, control word register, flashing RAM, user-defined character (UDC) address register and UDC RAM. All five sections can be individually accessed by sending various logic levels to the address lines (A0 to A4 and the FLASH ( $\overline{FL}$ ) line). Learn their functions by single-stepping through all the source code given in Listings 2, 3 and 4 as was done in testing the complete circuit and watching the effect on the display.

#### Character RAM

The display's eight-byte character RAM stores either ASCII character data or a UDC RAM address. One byte of RAM is used for each of display's eight characters. Character RAM locations are selected by address lines A0 to A2.

Refer to Fig. 5-a. The character position is selected by setting the  $\overline{FL}$  line and display address lines A4 and A3 to logic

level 1 (high), while display address lines A2 to A0 are set to a value that matches a display digit location. For example, binary 000 corresponds to the display digit at the far left and binary 111 corresponds to the display digit at the far right.

Refer to Fig. 5-b. When the character location to be illuminated has been selected, set the  $\overline{RST}$  line to logic level 1 (high), the  $\overline{CE}$  and  $\overline{WR}$  lines to a logic level 0 (low) and the  $\overline{CRD}$  lines to 1 to permit writing any ASCII character shown in Fig. 2 at the selected location. Set display input D7 to 0, to enable the ASCII decoder.

Display inputs D6 to D0 introduce the binary code that matches the character to be displayed. When this data is decoded, the selected ASCII character will appear the intended location that was stored in the character RAM.

Listing 2, for example, give as source code that will cause the letter A to be displayed in third character location from the right (binary location 101). The comments on Listing 2 are helpful reminders. Recall the discussion of 8255A mode selection and port addressing as well as the command `outportb()`. Consider the line:

#### LISTING 4

```

/*
 *
 * This listing writes an "A" to the third HDSP-21XX
 * character location from the right at max. brightness,
 * and then dims it to min. brightness.
 */

#include <stdio.h>          /* header files */
#include <dos.h>

#define BASE 0x300          /* first address in address range */
#define MODE 0x80          /* 8255A mode control word */

int port_a=BASE,           /* address of port A outputs PA0-PA7 */
    port_b=BASE+1,        /* address of port B outputs PB0-PB5 */
    port_c=BASE+2,        /* address of port C outputs PC0, PC2-
PC4 */
    mode_port=BASE+3;     /* address of 8255A control word port */

void main(void)
{
    outportb(mode_port,MODE); /* set 8255A to mode 0 */
    outportb(port_a, 0x00);   /* set all display data lines to 0 */
    outportb(port_b, 0x00);   /* set all display address lines to 0 */
    outportb(port_c, 0x1F);   /* disable all display control lines */
    outportb(port_b, 0x30);   /* access display control word register */
    outportb(port_c, 0x05);   /* initialize lines to write to display */
    outportb(port_a, 0x00);   /* set display brightness to max. */
    outportb(port_c, 0x1F);   /* disable display write lines */
    outportb(port_b, 0x3D);   /* select character location */
    outportb(port_c, 0x05);   /* initialize lines to write to display */
    outportb(port_a, 0x41);   /* write character "A" to display */
    outportb(port_c, 0x1F);   /* disable display write lines */
    delay(500);               /* a slight delay . . . */
    outportb(port_b, 0x30);   /* access display control word register */
    outportb(port_c, 0x05);   /* initialize lines to write to display */
    outportb(port_a, 0x06);   /* set display brightness to min. */
    outportb(port_c, 0x1F);   /* disable display write lines */
}

```



outportb(port—b, 0x3D)  
That line sets the display's  $\overline{FL}$  line and address lines A4 and A3 to 1, while simultaneously setting address lines A2 to A0 to binary 101, which define the character location.

These lines are controlled by the 8255A's port B: For example,  $\overline{FL}$  is connected to output PB5, and A0 is connected to output PB0. To obtain the logic levels given in Instruction 1, a binary 111101 (equal to hex 3D) must be sent to this port. ( $\overline{FL}$  is the most significant bit and A0 is the least significant bit.)

To write to the display, refer to Fig. 5-b and set the  $\overline{RST}$  and  $\overline{RD}$  lines to 1, and the  $\overline{CE}$  and  $\overline{WR}$  lines to 0. These display input lines are controlled by port C of the 8255A. Consequently, the instruction:

```
outportb(port—c, 0x05)
```

initializes the lines required to write to the display.

Binary output 01000001 (equivalent to letter A and equal to 81H) can be sent to port A lines PA7 to PA0 of the 8255A. This value is sent to display data inputs D7 to D0. The most significant bit in binary 01000001 corresponds to D7. This enables the on-board ASCII decoder, and D6 to D0 introduce the data to be decoded. Thus the instruction:

```
outportb(port—a, 0x41)
```

writes the character A to the display.

When the source code line has been executed, the letter A will be visible in the third character position from the right. Because writing to the display is finished, the  $\overline{CE}$  and  $\overline{WR}$  lines can now be disabled by the code instruction:

```
outportb(port—c, 0x1F)
```

### Control word register

The control word register is an eight-bit register that allows the user to adjust the display brightness, flash individual characters, blink, self-test, or clear the display. Each of these functions is independent of the others. Only brightness, blinking, and flashing RAM control will be discussed here. (The display's data sheet 5091-4950E

### LISTING 5

```
outportb(port_b, 0x30); /* access display Control Word Register */
outportb(port_c, 0x05); /* initialize lines to write to display */
outportb(port_a, 0x10); /* Blink entire display */
outportb(port_c, 0x1F); /* disable display write lines */
```

explains the self-test and clear functions.)

Refer to Fig. 6. To set the display's brightness level, access the display control word register by setting display lines  $\overline{FL}$  and A4 to 1, and A3 to 0. (The logic levels of A2 to A0 are immaterial.) When the control word register has been accessed, the brightness level can be selected.

Seven brightness levels can be selected. Set display inputs D2 to D0 to binary 000 (after toggling the display's  $\overline{WR}$  and  $\overline{CE}$  to 0) to select a maximum brightness level. Set display inputs D2 to D0 to binary 110 for minimum brightness. (If D2 to D0 are set to binary 111, the display will go blank). Set display inputs D7 to D3 to 0; as shown in Fig. 6.

The last four lines of Listing 2 demonstrates how the display's brightness level is selected. The first of those lines defines the logic levels for accessing the display's control word register, and sends those levels to the appropriate port. Next, the display  $\overline{WR}$  and  $\overline{CE}$  lines are initialized, and the third line introduces the selected brightness level. If the brightness level is to be set at its minimum value, send 000010 (equal to 6H) to port A. When the display write operation is completed, the corresponding lines are disabled.

### The flashing RAM

The 1×8 flashing RAM stores data for flashing the display to call attention to it. This data determines the display positions that will flash on and off—one bit is assigned to each of the eight characters. The flash function differs from the blinking function, which causes the entire display to blink on and off.

To store data in a specific location in the flash RAM, access it with a specific flash RAM ad-

dress, as was done with the character RAM address. First, however, clear the flash RAM of all extraneous data with the control word register.

When the display flash RAM is cleared, the character RAM is also cleared, thus clearing all display characters. Refer to Fig. 7-a and Listing 3. The flash and character RAMs are cleared whenever the control word register is accessed and display input D7 is set to 1 (hex 80H equals binary 10000000). When the flash RAM has been cleared, store the display digit location to be flashed in the flash RAM.

If you want to flash the second display digit, counting from the left flash; that location would be 001 in binary. To store that digit location, access the flash RAM first by setting display line  $\overline{FL}$  to 0 and display address lines A2 to A0 to the logic levels that correspond to digit location 001. Ignore display address lines A4 and A3 because they do not affect the flash RAM location.

Refer to Fig. 7-b and again to Listing 3. Initialize the write to the display lines, and then store the digit location to be flashed in the flash RAM. To store a flashing digit location, set D0 to 1. If D0 is set to 0, the flash function for that location is disabled. Ignore data lines D7 to D1. When the display character location to be flashed is stored in the flash RAM, a character can be written to that stored location and then flashed by enabling the flash function.

Refer to the last line of Listing 4. To enable the flash function, first access the control word register, then toggle  $\overline{WR}$  and  $\overline{CE}$  lines to 0, and set display data line D3 to 1. When D3 is set to 1, the contents of the flash RAM are checked. For each stored location containing a 1, the associated digit will flash at a rate of about 2 Hz. If D3 is set to 0, the

flash function is disabled at that location.

Refer to listing 5. To cause the display to blink, clear the flash and character RAMs, as was previously described, and write the message to the display. Next, access the control word register, and set display data line D4 to 1. Now the entire display will start blinking.

### UDC RAM and address register

The user-defined character RAM (UDC RAM) stores the dot pattern for custom characters. The user-defined character address register (UDC address register) is an eight-bit wide register that provides the address to the UDC RAM when the user is writing or reading a custom character.

User-defined characters (UDC) or symbols can be created in any of the eight digit locations of the display. To create a UDC, clear the flash and character RAMs, as was explained earlier. Then define the character to be created. Assume, for example, that you want to locate the letter E at far left location 000.

To specify an entire digit location completely, you must write to the display eight times in succession. The first cycle stores the UDC address in the eight-bit wide UDC address register. Data lines D3 to D0 are used to select one of up to 16 UDC RAM address locations, as shown in Fig. 2. The seven remaining write cycles store LED data in this selected UDC RAM location.

Data must be entered by rows, and it takes one cycle to store data for each row. Because this is a 5 × 7 dot-matrix display, each digit is displayed on an array of 35 LED dies arranged as five columns and seven rows. Figure 8 maps out the elements of the UDC character to be illuminated in terms of columns and rows.

Listing 6 shows how to access the UDC address register. First, set  $\overline{FL}$  to 1, and display lines A4 to A3 to 0. (Ignore display lines A2 to A0). Toggle  $\overline{WR}$  and  $\overline{CE}$  to 0, and use data lines D3 to D0 to select any of the 16 UDC locations given in Fig. 2.

### LISTING 6

```

/*
 *
 * This code it writes an "E" to the first HDSP-21XX
 * location using the display UDC mode.
 */
#include <stdio.h>          /* header files */
#include <dos.h>

#define BASE 0x300          /* first address in address range */
#define MODE 0x80          /* 8255A mode control word */

int port_a=BASE,           /* address of port A outputs PA0-PA7 */
    port_b=BASE+1,        /* address of port B outputs PB0-PB5 */
    port_c=BASE+2,        /* address of port C outputs PC0, PC2-
PC4 */
    mode_port=BASE+3;     /* address of 8255A control word port */

int dot_data,
    udc_ram_addr;

static udc_array[7] = {0x1F,0x10,0x10,0x1F,0x10,0x10,0x1F};

/* row1,row2,row3,row4,row5,row6,row7 */
void main(void)
{
    outportb(mode_port,MODE); /* set 8255A to mode 0 */
    outportb(port_a, 0x00);   /* set all display data lines to 0 */
    outportb(port_b, 0x00);   /* set all display address lines to 0 */
    outportb(port_c, 0x1F);   /* disable all display control lines */
    outportb(port_b, 0x30);   /* access display control word register */
    outportb(port_c, 0x05);   /* initialize lines to write to display */
    outportb(port_a, 0x80);   /* clear flash and character RAMs */
    outportb(port_c, 0x1F);   /* disable display write lines */
    outportb(port_b, 0x20);   /* access UDC address register */
    outportb(port_c, 0x05);   /* initialize lines to write to display */
    outportb(port_a, 0x00);   /* set up UDC location */
    outportb(port_c, 0x1F);   /* disable display write lines */
    udc_ram_addr=0x28;       /* UDC RAM address */
    for(dot_data=0; dot_data<7; dot_data++){
        outportb(port_b, udc_ram_addr); /* access UDC RAM */
        outportb(port_c, 0x05);       /* initialize lines to write to display */
        outportb(port_a, udc_array[dot_data]); /* load UDC data */
        outportb(port_c, 0x1F);       /* disable display write lines */
        ++udc_ram_addr;               /* go to next UDC RAM location */
    }
    outportb(port_b, 0x38);           /* access and set loc. of UDC via char. ram */
    outportb(port_c, 0x05);           /* initialize lines to write to display */
    outportb(port_a, 0x80+0x00)       /* get UDC symbol at loc. 0000 (Table 1) */
    outportb(port_c, 0x1F);           /* disable display write lines */
}

```

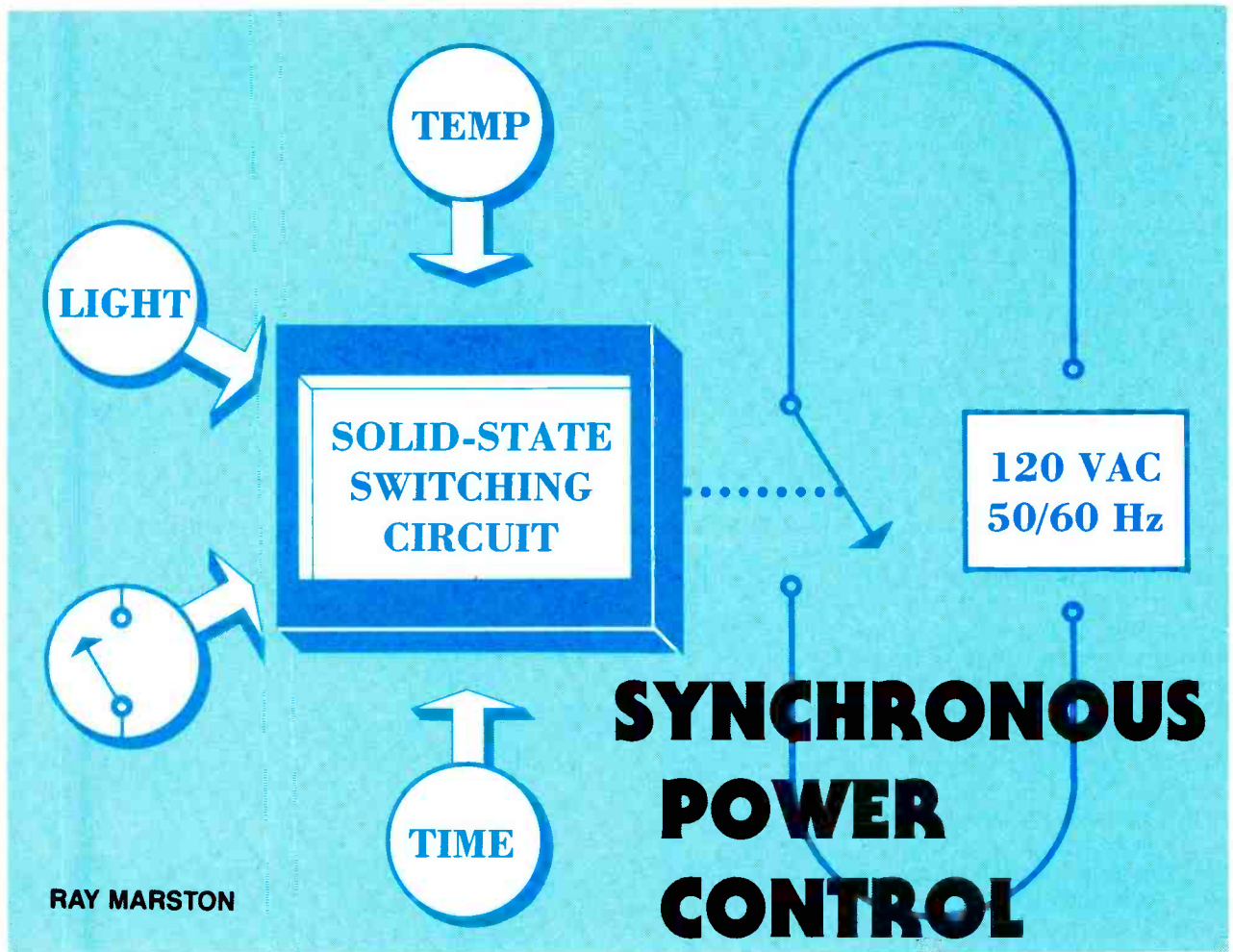
To write the first UDC symbol, find the first UDC location available by setting data lines D3 to D0 binary 0000. Toggle the  $\overline{CE}$  and  $\overline{WR}$  lines back to 1. With the UDC RAM location defined,

complete the process by loading UDC data into that UDC RAM location.

Seven port writes are required to define one UDC symbol com-

*Continued on page 88*





## ***Learn about zero-voltage or synchronous AC-line power switching and control and put it to work in your own projects***

THE SUBJECT OF THIS ARTICLE IS synchronous on/off power switching circuits that can switch AC power for lighting, heaters, air conditioners, motors, household appliances, and industrial and commercial equipment. Many different kinds of AC control circuits are presented including four different circuits for the control of a home electric heater. This is the third in a series of articles on power switching.

All of the circuits described here include triac drivers, and the components for all circuits were selected for operation from 120-volt, 50/60-Hz line power. The reader can select a triac with the rating and package style that best suits his applica-

tion or circuit experiment requirements.

### **Synchronous switching**

Previous articles in this series explained that a triac is a bidirectional thyristor that can be turned on to pass a load current in either direction. It acts like two inverse-parallel-connected silicon controlled rectifiers (SCR). This characteristic permits it to function in both AC and DC circuits. Triacs can be triggered (turned on and latched) either synchronously or asynchronously when across an AC line.

A suitable triac for use in building the circuits discussed in this article would have a voltage rating of least a 200-volts

and an on-state (RMS) current rating of 4 to 6 amperes. A Motorola 2N6071 or equivalent will meet these requirements.

Recall that synchronous circuits *always* turn on at the same point in each AC half-cycle (usually just after the zero-crossing point). When triac turn-on occurs at zero crossing, little or no radio-frequency interference (RFI) is generated if the load is primarily resistive. By contrast, asynchronous circuits do not switch regularly at a fixed point on the AC sine-wave, so they can generate a significant amount of RFI.

Figure 1 is a synchronized AC power switch that is triggered near the zero-voltage crossover points of the AC waveform. The

triac gate trigger current is obtained from a 10-volt DC supply derived from the AC line through resistor R1, diode D1, Zener diode D2, and capacitor C1. This current is switched to the gate of triac TR1 through transistor Q4, which in turn is controlled by switch S1 and a zero-crossing detector circuit formed by transistors Q1, Q2, and Q3. When switch S1 is closed (on) and transistor Q3 is off, Q4 is turned on so that it sends current to the gate of TR1.

The zero-crossing detector circuit of Q1, Q2, and Q3 is organized so that either Q1 or Q2 is driven on whenever the instantaneous line voltage is positive or negative by more than a few volts. This will be determined by the setting of potentiometer R8. This voltage drives Q3 on through R3 and inhibits Q4. Consequently triac TR1 receives gate current only when S1 is closed, and the instantaneous line voltage is within a few volts of zero. This circuit generates little or no RFI.

Figure 2 is a modification of Fig. 1 that permits TR1 to turn on when S1 is open. In both of these circuits, only a narrow current pulse is sent to the gate of triac TR1. As a result, current drain on the supply is only about 1 milliamper. Switch S1 can be replaced by a combination sensor and switch that will sense changes in temperature or other physical variables, and switch the power to appliances and other AC-powered products automatically.

If the switch is replaced by an optocoupler, as will be discussed later, the control circuit will be electrically isolated from any of the external circuitry and the threat of electrical shock for the user in the event of a circuit fault will be eliminated.

### Zero-voltage switching ICs

The CA3059 and the CA3079 are monolithic silicon IC zero-voltage switches capable of controlling thyristors in different applications. Originally developed by RCA, they are now made by Harris Semiconductor. These ICs are useful in AC-power switching for AC input

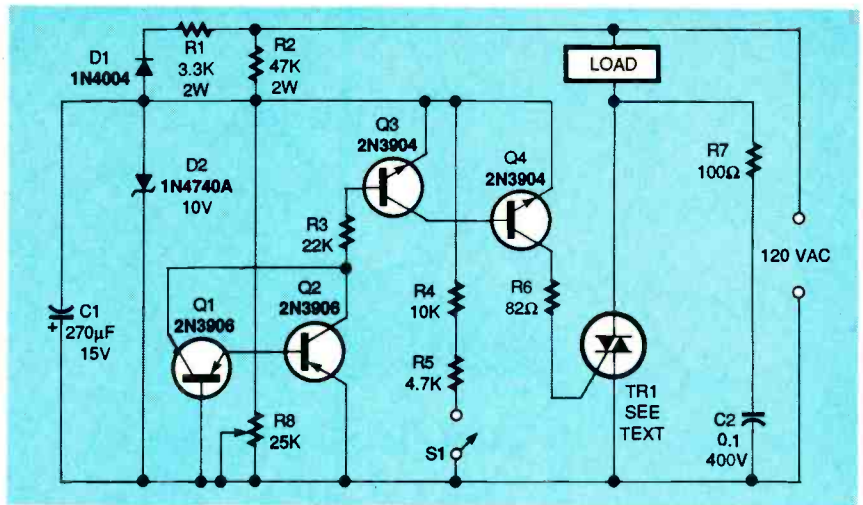


FIG. 1—A TRIAC SWITCHING CIRCUIT that is synchronous with the AC line.

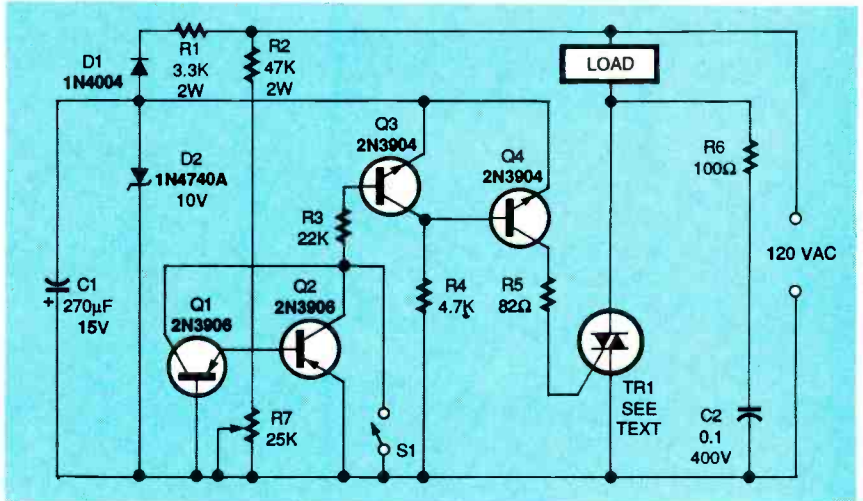


FIG. 2—A MODIFIED VERSION of the synchronous AC line switch.

voltages from 24 to 277 volts at 50/60 and 400 Hz. Each includes four functional blocks:

1. *Limiter power supply* that permits it to operate directly from the AC line.
2. *Differential on/off sensing amplifier* that tests the condition of external sensors or command signals.
3. *Zero-crossing detector* that synchronizes the output pulses of the circuit when the AC cycle is at the zero voltage point. This eliminates radio-frequency interference (RFI) when the load is resistive.
4. *Triac gating circuit* that provides high-current pulses to the gate of the power-controlling thyristor.

Figure 3 is a pinout diagram for the CA3059. It is the same as the pinout diagram for the CA3079, except that pin 14 of

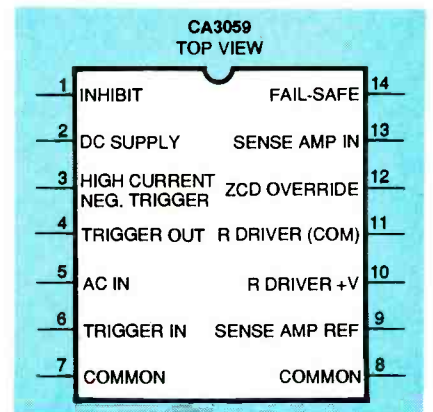


FIG. 3—PINOUT DIAGRAM for the CA3059 zero-voltage thyristor driver integrated circuit.

that IC is not to be used. The CA3079 is the same as the CA3059 except for differences in input current rating and sensor range, and it is rated for a maximum DC supply voltage of



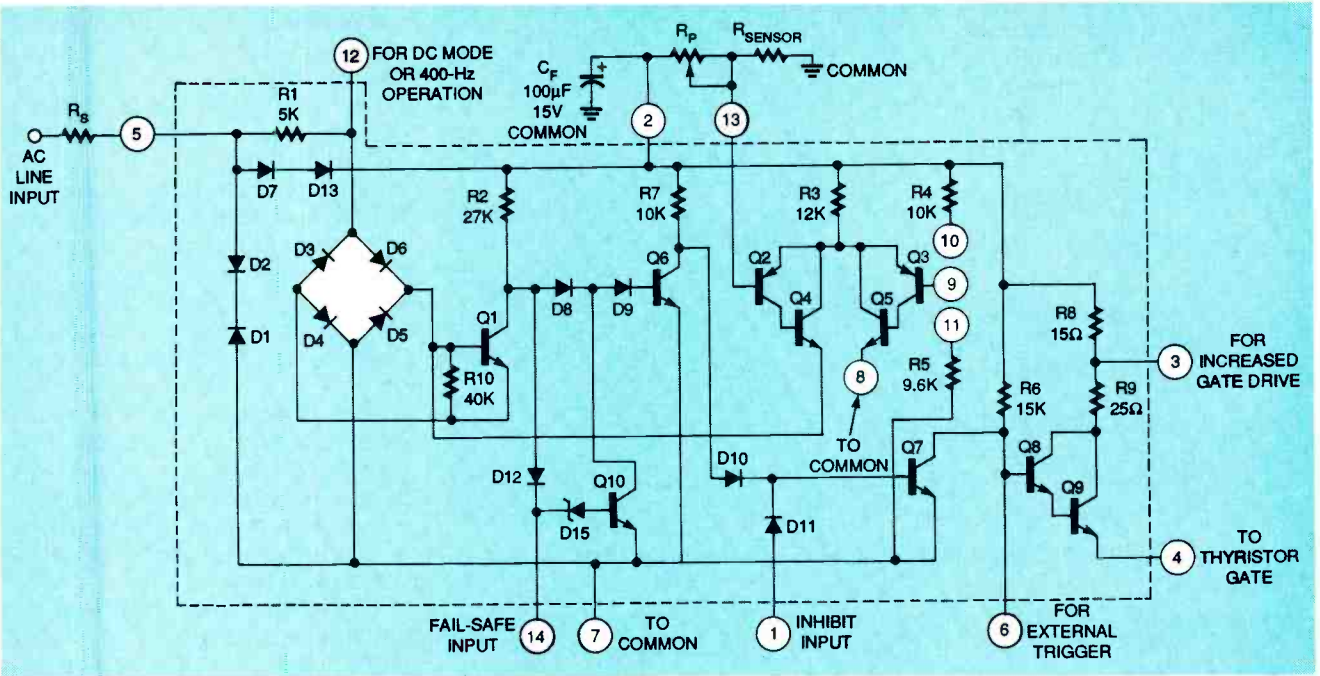


FIG. 4—INTERNAL CIRCUITRY of a CA3059 zero-voltage thyristor driver IC.

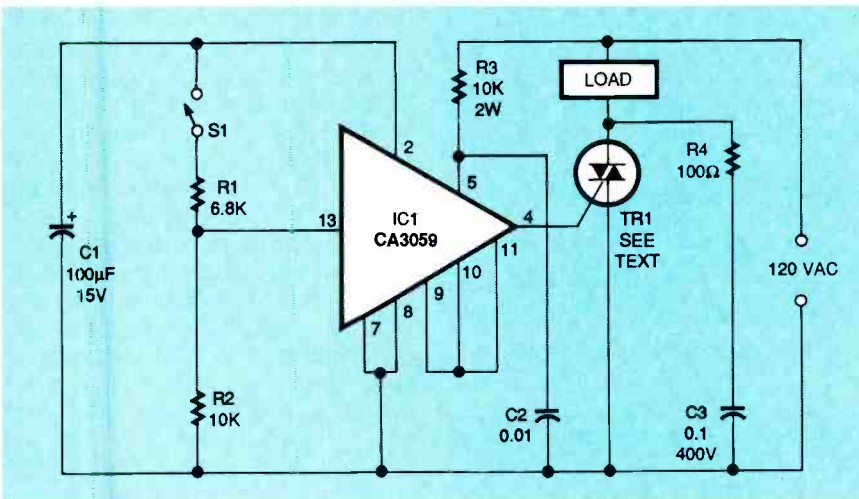


FIG. 5—A ZERO VOLTAGE TRIAC driver AC line switch based on the CA3059.

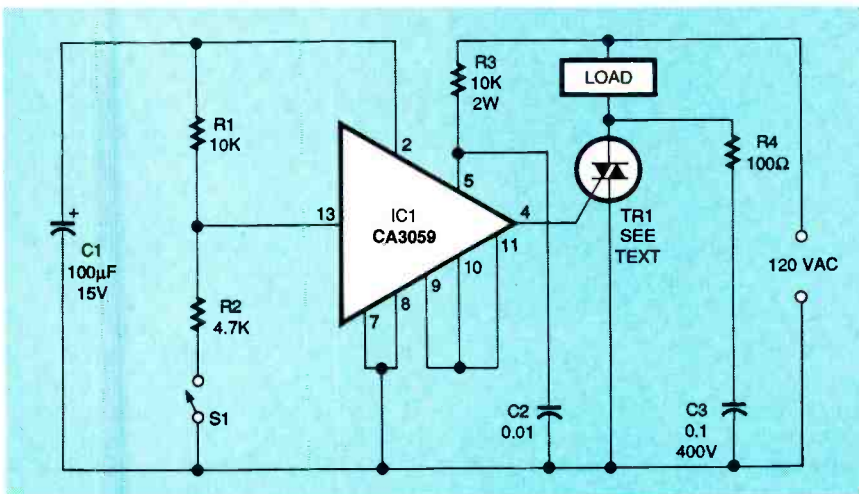


FIG. 6—AN ALTERNATIVE CIRCUIT for a CA3059-based AC line switching circuit.

10 volts rather than the CA3059's 14 volts.

The CA3059 has a built-in protection circuit that can be actuated to remove the drive from the triac if the sensor open- or short-circuits. The triac can be inhibited by the action of an internal diode gate connected to pin 1. Moreover, high-power DC comparator operation is provided by the overriding the zero-crossing detector. This is accomplished by connecting ZCD OVERRIDE pin 12 to COMMON pin 7. Gate current to the triac is continuous when SENSE AMP IN pin 13 is positive with respect to SENSE AMP REF pin 9.

Figure 4 is the internal schematic diagram for both the CA3059 and CA3079. Also included in the schematic are some important external components. The AC line is connected across AC IN pin 5 and pin 7 through limiting resistor R1. Diodes D1 and D2 act as back-to-back Zener diodes to limit the voltage on AC IN pin 5 to  $\pm 8$  volts.

On positive half cycles, diodes D7 and D13 rectify this voltage and generate 6.5 volts across the 100  $\mu$ F electrolytic capacitor  $C_F$  connected to DC SUPPLY pin 2. This capacitor stores enough energy to drive all of the IC's internal circuitry and still provide

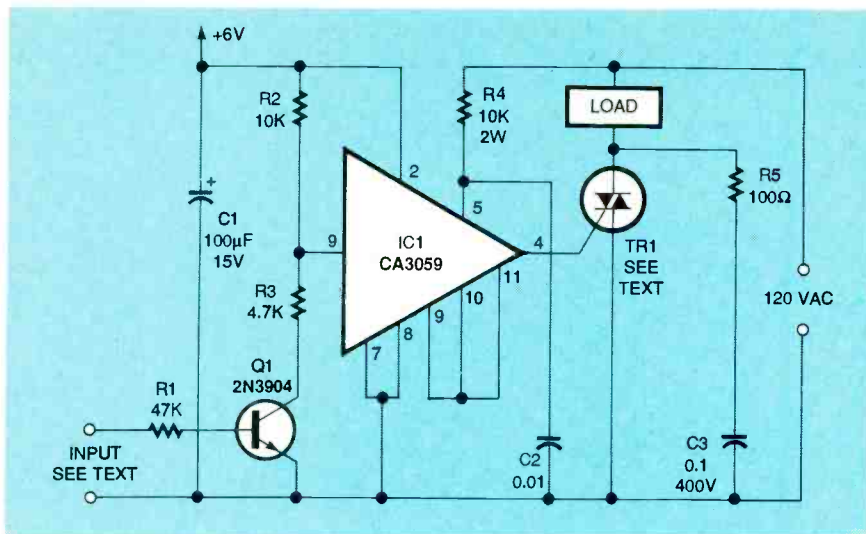


FIG. 7—AN AC LINE SWITCHING CIRCUIT that can be controlled from external CMOS circuitry.

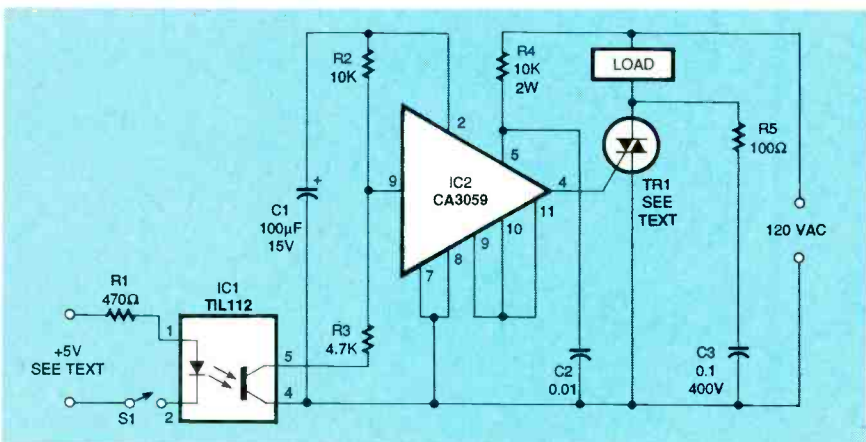


FIG. 8—AN AC LINE SWITCHING CIRCUIT that can be controlled from external circuitry through an isolating optocoupler.

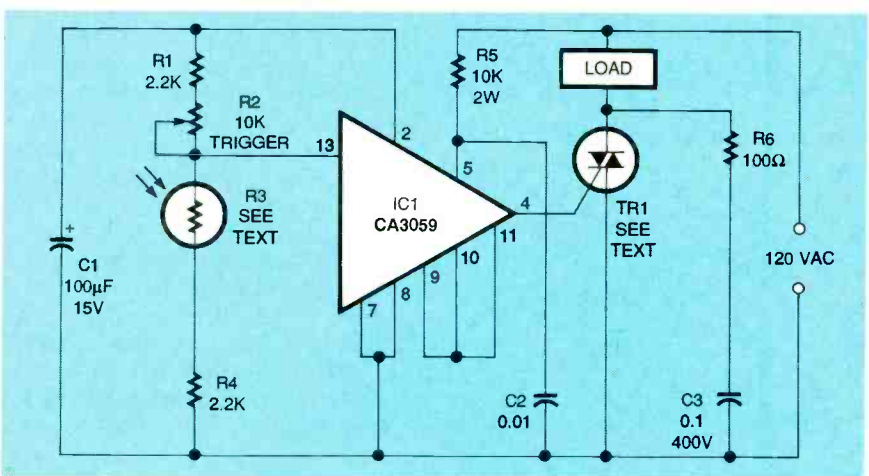


FIG. 9—A LIGHT-ACTIVATED zero-voltage AC line switching circuit.

$\pm 3$  volts. The gate drive to an external triac can be obtained through the TRIGGER OUT pin 4 of the Darlington pair Q8 and Q9, but is available only when Q7 is turned off.

When Q1 is turned on (the voltage at pin 5 is greater than  $\pm 3$  volts), Q6 turns off through lack of base drive. Consequently, transistor Q7 is driven into saturation through resistor R7 and no triac gate drive is available at pin 4. As a result, triac gate drive is available only when pin 5 is close to the zero-voltage crossover point. It is produced as a narrow pulse centered on the crossover point, and its power is supplied through C1.

The differential amplifier or voltage comparator includes transistors Q2 to Q5, for general purpose applications. Resistor R4 is accessible through R DRIVER pin 10, and resistor R5 is accessible through R DRIVER (COM) pin 11 for biasing one side of the amplifier. The emitter current of Q4 flows through the base of Q1 and can be used to disable the triac's gate drive at pin 4 by turning Q1 on.

The circuit permits the gate drive to be disabled by making pin 9 positive with respect to pin 13. The drive can also be disabled by introducing external signals at either or both INHIBIT pin 1 and FAIL-SAFE pin 14.

Figures 5 and 6 are schematics of circuits that show how the CA3059 can function as a manually controlled, zero-voltage ON/OFF switch for triac TR1. Switch S1 can enable or disable the triac gate drive through the IC's internal differential amplifier in both circuits. (Remember the drive is enabled only when the bias on pin 13 exceeds that of pin 9.)

In the Fig. 5 circuit, pin 9 is biased at half the supply voltage and pin 13 is biased through resistors R1 and R2 and switch S1. Triac TR1 turns on only when S1 is closed. In Fig. 6, pin 13 is biased at half the supply voltage and pin 9 is biased through resistors R1 and R2 and switch S1. Here again, triac TR1 turns on only when S1 is

adequate triac gate drive. A current of a few milliamperes is also available for powering external circuitry.

The bridge rectifier consist-

ing of diodes D3 to D6 and transistor Q1 forms the zero-crossing detector. Transistor Q1 is driven into saturation whenever the voltage on pin 5 exceeds



closed. Switch S1 switches voltage with a maximum value of 6 volts and current that has a maximum value of approximately 1 milliampere.

In both of these schematics, capacitor C2 applies a slight phase delay to the AC IN pin 5 of the CA3059. This shifts the gate pulse phase so that the gate pulses occur after rather than straddle the zero-voltage crossover point. The triac in Fig. 6 can be turned on by pulling R2 low or it can be turned off by letting R3 float.

Figures 7 and 8 are circuits that demonstrate how this relationship can be applied to extend the versatility of the basic circuit. In Fig. 7, the triac can be turned on and off by transistor Q1, which in turn can be controlled by external CMOS circuitry (such as one-shot or astable multivibrator). These can be powered from the 6-volt supply at DC SUPPLY pin 2 of IC1.

The circuit in Fig. 8 can be turned on and off by fully isolated external circuitry through an optocoupler. It needs an input of only three or four volts to turn the triac TR1 on. A simple optocoupler or optoisolator such as the TIL112 made by Motorola and others will work here.

Figures 9 and 10 show several of ways of organizing the CA3059 so that the triac functions as a light-sensitive (or dark-operated) power switch. In these two circuits, the CA3059's built-in precision voltage comparator turns the triac on or off when one of the comparator input voltages goes above or below the other. A stock cadmium-sulfide (CdS) photoresistor will work here.

Figure 9 is a dark (or lack of light)-activated power switch. Pin 9 of IC1 is connected to the half voltage supply, and pin 13 is controlled through resistor R1, potentiometer photoconductive cell (or photoresistor) R3, and resistor R4 acting together as a voltage divider. Under bright light the photoconductive cell has a low resistance, so the voltage on pin 13 is below that on pin 9 and the triac is disabled.

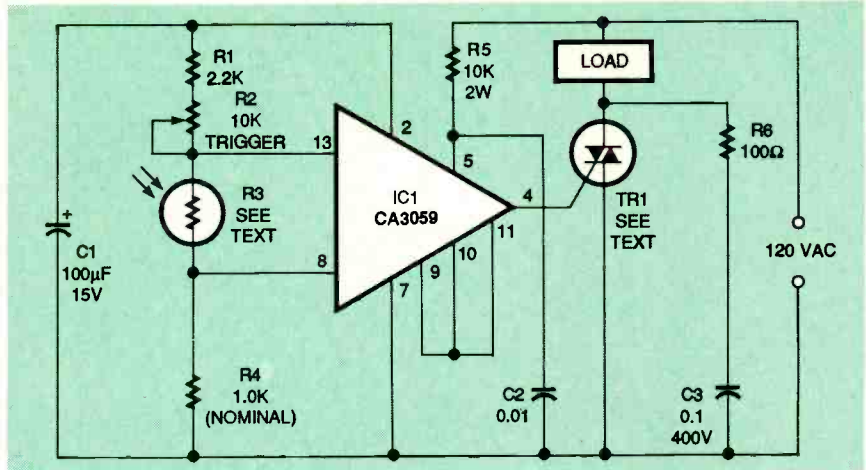


FIG. 10—A LIGHT-ACTIVATED zero-voltage AC line switching circuit with hysteresis that delays its response.

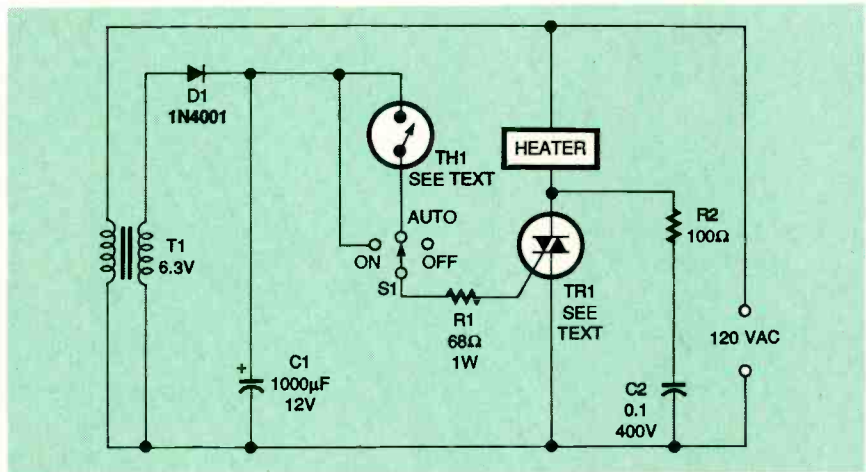


FIG. 11—AN ELECTRIC HEATER CONTROL circuit that offers thermostat-switched DC gating.

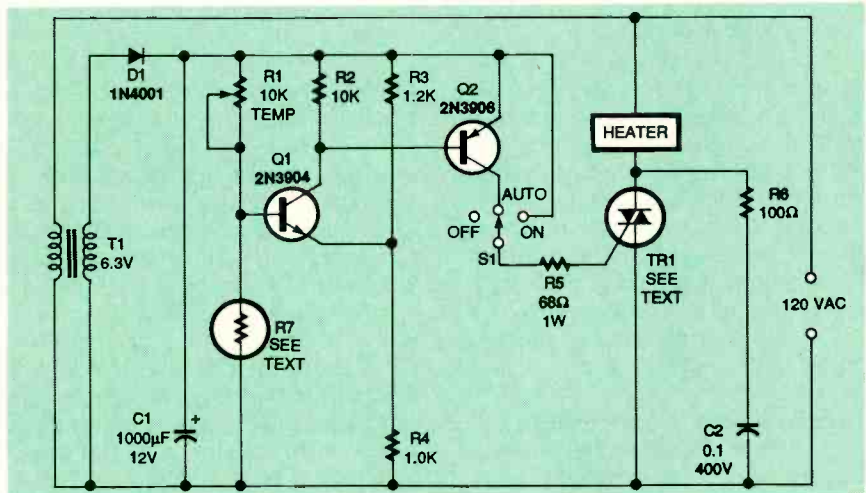


FIG. 12—AN ELECTRIC HEATER CONTROL circuit that offers thermistor-switched DC gating.

Under dark conditions the photoconductive cell has a high resistance. Therefore, pin 13 has a higher voltage than pin 9. This triggers the triac so AC

power is fed to the load. The threshold switching level of the circuit can be preset with trimmer potentiometer R2.

The schematic of Fig. 10

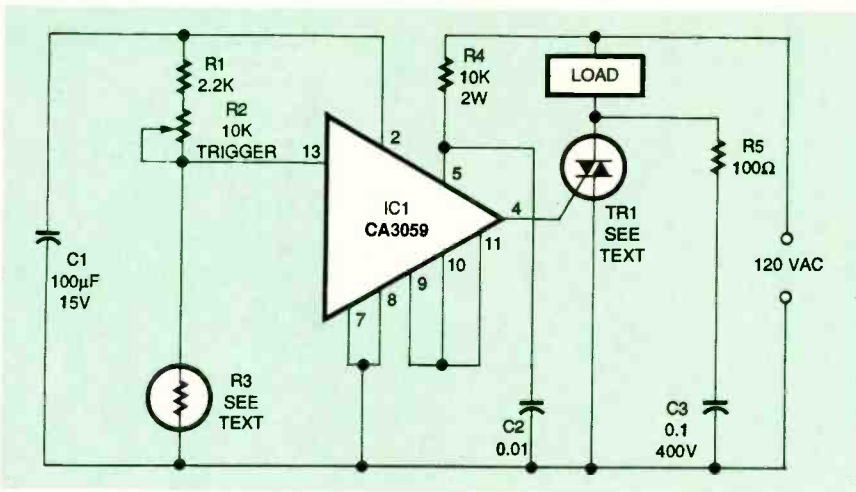


FIG. 13—AN ELECTRIC HEATER CONTROL circuit with thermistor-regulated zero-voltage switching.

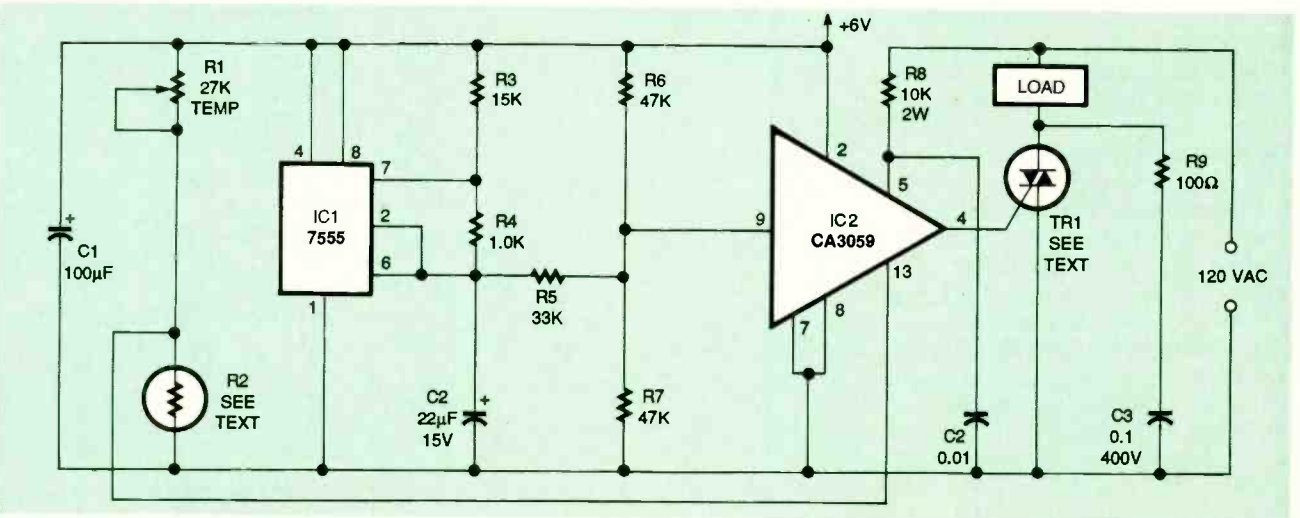


FIG. 14—AN ELECTRIC HEATER CONTROL circuit that provides integral-cycle precision temperature regulation.

done by continuous DC gating of the triac, or by synchronously pulsed gating. The advantage of DC gating is that, in basic on/off switching, the triac generates no RFI in normal (on) operating conditions. However, the disadvantage is that the triac can generate a powerful RFI spike as it is switched from the off to the on state.

The advantage of synchronous gating is that no high-level RFI is generated as the triac transitions. The disadvantage is that the triac generates low level RFI continuously when in its on state.

shows how *hysteresis* or back-lash can be added to the circuit in Fig. 9, so the triac does not switch randomly in response to momentary changes in background illumination such might be caused by the shadow of a passing person. The hysteresis level is controlled by resistor R4, which can be selected for specific applications.

### Electric heater controllers

A home electric-resistance heater can be controlled automatically to maintain the temperature of a room if the heater is switched on and off by a triac with a thermistor or thermostat acting as the feedback control element in a closed-loop system. Two different control methods are possible: simple automatic

on/off power switching or proportional power control.

In simple automatic on/off control, the heater is switched fully on when the room temperature falls below a preset threshold level, and it is turned off when room temperature rises above that threshold preset level. In the analog or proportional control method, the average heater power is adjusted automatically so that, when the room temperature is at the precise preset level, the heater output power self-adjusts to balance the room's thermal losses.

Because of the high power requirements of electric heaters, attention must be given to minimizing radio-frequency interference in the design of triac-control circuits. This can be

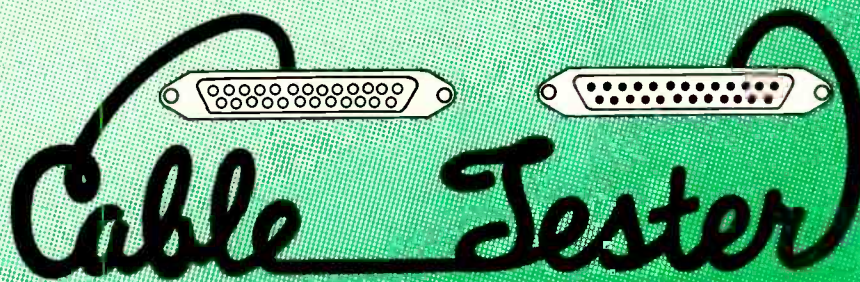
### DC-gated circuits

Figures 11 and 12 are schematics for DC-gated heater control circuits. The DC supply is obtained from the interaction of transformer T1, diode D1 and capacitor C1. In the Fig. 11 schematic, the heater can be automatically controlled by the thermostat.

By contrast, the circuit in Fig. 12 is controlled by negative temperature coefficient (NTC) thermistor TH1 and transistors Q1 and Q2. Potentiometer R1, thermistor TH1, and resistors R3 and R4 form a heat-sensitive bridge, and transistor Q1 detects bridge balance. Potentiometer R1 can be adjusted so that Q1 just starts to conduct as the room temperature falls to the preset level. Below that level, transistors Q1 and Q2 and triac

*Continued on page 74*





## Build PcSuperCon, a low-cost multipath continuity tester.

JAMES J. BARBARELLO

TESTING MULTICONDUCTOR CABLES for continuity is a time-consuming task. Unless you can afford expensive, specialized equipment for doing it, it is also difficult to do it without making errors.

A number of years back, I was at a contractor's plant where two technicians were testing cables. Each held a probe connected to an ohmmeter. One technician would touch a pin on a connector attached to one end of a long cable assembly and yell something like "C-24." The other would move his probe to his connector's pin C-24 to check for continuity, and then he'd check every other pin to make sure that there weren't any short circuits. This continued for what seemed like forever, and I remember thinking "That's got to be the most boring task in the world!". Unfortunately, that wasn't an isolated event—I saw this scenario played out again and again in different plants.

When there are many connections in a cable, PC board, or other device, you must check to make sure all the intended connections are correct, and that no unintended connections (short circuits) are present. This kind of repetitive task doesn't have to tie up two technicians—it's just right for a personal computer.

### Continuity testing

The theory behind continuity testing is pretty simple if you understand these terms:

- **Line**—A connection between two points.
- **Test Signal**—An electrical signal (AC or DC) that's used to determine if continuity exists on the line.
- **Input**—That end of the connection path where the test signal is inserted.
- **Output**—The other end of the connection path where the test signal is sensed (by a meter or other measuring device).
- **Short Circuit**—An unwanted connection between two conductors.
- **Open Circuit**—The absence of an intended connection in a conductor.

Figure 1 shows how continuity is tested manually. A test signal is provided at the input of one conductor. Each of the outputs is then checked for the presence or absence of the test signal, and the results are re-

corded; the signal should appear at the output of the input line, and it should not be present at any other output. The test signal is then applied to the next input and the process is repeated until all wires have been checked.

The number of tests that must be performed to ensure that all wires are checked against all others is the permutation of the number of wires present. The permutation of a number (N) is  $N + (N - 1) + (N - 2) + \dots + 1$ . So for five wires, you must to perform  $5 + 4 + 3 + 2 + 1$ , or 15 tests. The number of tests needed increases very quickly as the number of wires increases. For instance, for 25 wires you must perform 325 tests.

In Figure 1, the input and output probes are moved manually from one wire to the other. The procedure can be partially automated with the setup shown in Fig. 2 in which the probes are "moved" with a series of switch-

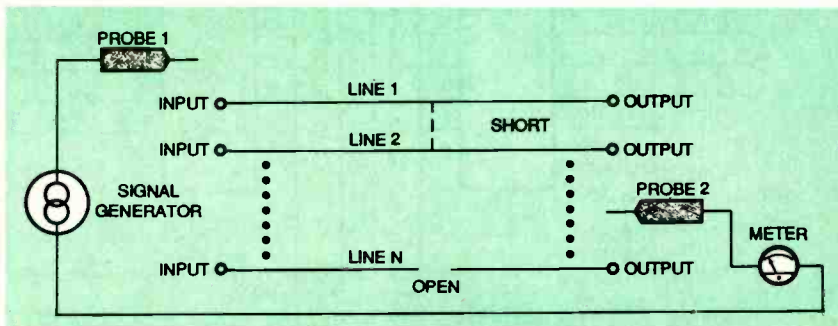


FIG. 1—CONTINUITY IS TESTED MANUALLY by providing a test signal at the Input of one wire and then checking each of the outputs for the signal.

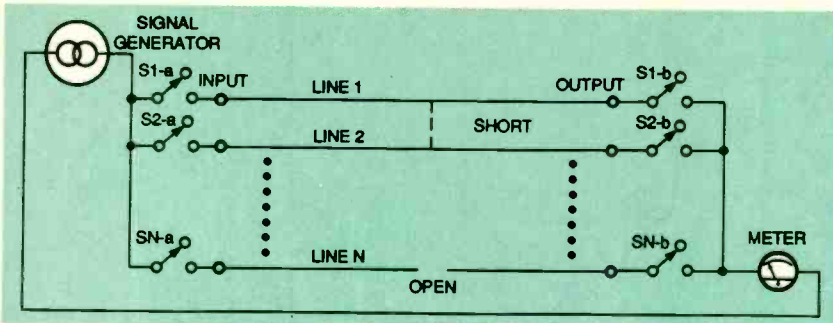


FIG. 2—SOME AUTOMATION can be introduced to continuity testing by "moving" the probes with a series of switches.

es. To test line 1, close switch S1-a. Then close S1-b and measure. Open S1-b, close S2-b and measure. Repeat this until you get to the "Nth" switch (SN-b). Then repeat the procedure again after opening S1-a and closing S2-a.

This semi-automated approach has two advantages. It eliminates the possibility of not making effective contact with the wires. If you must test many of the same kinds of circuits,

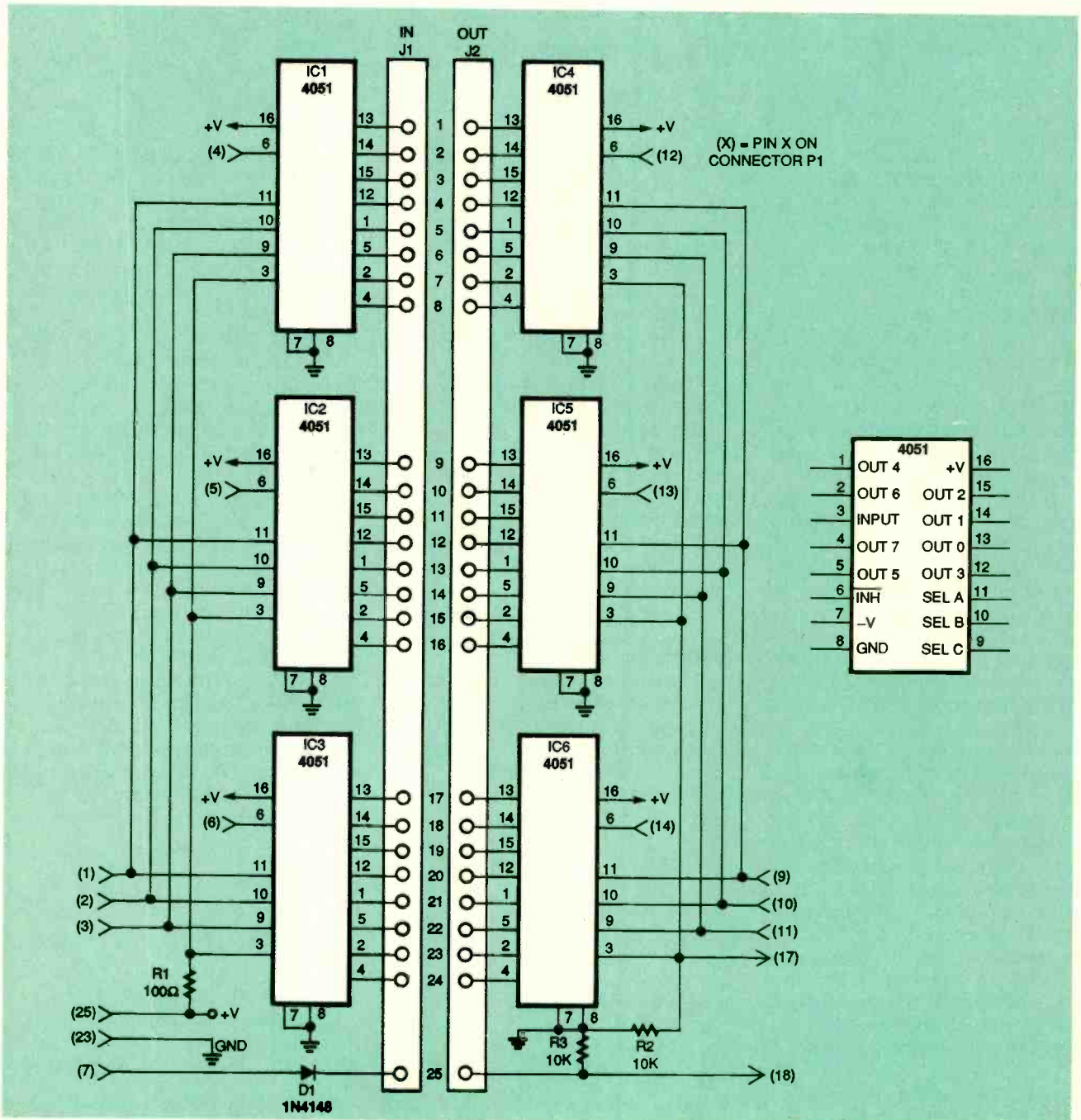


FIG. 3—TO MAKE A PC do continuity testing, the mechanical switches in Fig. 2 must be replaced with electronic ones. The 4051 contains eight electronic switches.



TABLE 1

Inhibit Input	Select Inputs			Decimal	Closed Switch (all others open)
	C	B	A		
0	0	0	0	0	S1
0	1	0	0	1	S2
0	0	1	0	2	S3
0	0	1	1	3	S4
0	1	0	0	4	S5
0	1	0	1	5	S6
0	1	1	0	6	S7
0	1	1	1	7	S8
1	X	X	X	0 - 7	All Open

you can wire the switches to a connector that mates with the circuit you're going to test. Then, it's a simple job to connect and disconnect the circuit. This will help to prevent mistakes and it will save some—but not enough—time.

### PC continuity testing

To make a PC do all the work, the mechanical switches in Fig. 2 must be replaced with electronic ones. Then the PC must control those switches, provide the test signal, and sense the outputs. In the circuit shown in Fig. 3, the mechanical switches have been replaced by a CD4051B CMOS 8-channel analog multiplexer/demultiplexer. The 4051 contains eight electronic switches, controlled by three select input pins 9, 10, and 11. Table 1 shows how the inputs select the switches that will be activated. When any one switch is closed, the other switches are open (high impedance). When the inhibit line is high, all of the switches are open, regardless of the select inputs.

The circuit in Fig. 3 is controlled by the PC I/O interface shown in Fig. 4. The PC I/O interface is described in detail in *Radio Electronics*, July 1991, page 53. The connections marked P1 go to a female DB-25 jack that mates with the PC I/O board. Jacks J1 and J2 are the input and output connectors for the device (most likely a multiconductor cable) to be tested.

The continuity tester contains six 4051s, three on the input side and three on the output side. The common inputs of the 4051s (pin 3) are connected

P1, which are connected to the select inputs of the 4051s. This allows the PC to select any one of the eight internal switches in IC1, IC2, or IC3.

The select inputs of all three 4051s are connected together. However, only one 4051 should be active at a time if the circuit is to work properly. Therefore, the inhibit pins (pin 6) of the 4051s are also controlled by the PC. That permits the computer to activate any one of the 4051s and inhibit the other two.

The output side of the tester is essentially the same circuit, but with one difference. The 4051 common output/input pins (pin 3) are connected together and output at P1 pin 17. That pin, an input to the PC I/O board, must see either a low (ground) or high logic level. Since the 4051s will output either a high (+5 volts) or a high-impedance open, R2 is positioned between the output and ground as a pull-down resistor to ensure that a logic low can be sensed.

The goal of the circuit design was to test cables with up to 25 conductors. However, the three 4051s can test only 24 lines. Therefore, another way to check that last line had to be found. Pin 7 of P1 can send a signal through diode D1 to J1 pin 25. On the output side, J2 pin 25 goes to P1 pin 18 which can sense the output. The diode ensures that J1 pin 25 will not pull up any line to which it is shorted and give a false indication.

### Building the circuit

The circuit can be built on perfboard. Begin by soldering a 5-inch length of solid No. 24 wire to each of the 25 pins of two female DB-25 connectors (J1 and J2). Then solder a 5-inch length of No. 24 solid wire to pins 1-6, 9-14, 17, 18, 23, and 25 of a second female DB-25 connector (this will be P1).

The circuit can also be built on a solderless breadboard with at least 50 rows of connection points and two vertical rows for power distribution. The circuit should be housed in a case that provides support for the panel-mount DB-25 connectors. It is

### PARTS LIST

R1—100 ohms, 1/2-watt  
 R2, R3—10,000 ohms, 1/4-watt  
 D1—1N4148 or 1N914 diode  
 J1, J2, P1—female DB-25  
 IC1-IC6—CD4051B CMOS 8-channel analog multiplexer/demultiplexer, Harris or equiv.  
 Breadboard (Radio Shack solderless P/N 276-174, solderable P/N 276-170, or equivalent), 30 feet of 24 gauge solid wire, enclosure

**Note: The following items are available from J.J. Barbarello, 817 Tennent Road, Manalapan, NJ 07726:**

- A complete PC I/O board kit (part No. PCIO, contains PC board and all components)—\$39.95
- Software, including compiled and source code versions containing the enhancements mentioned in the article (part No. PCC-S, specify disk size)—\$8.00
- Continuity tester parts (part No. PCC-H, contains six 4051 ICs, R1-R3, and D1)—\$8.00

Send check or money order (foreign orders please send payment in notes redeemable at a U.S. bank. Please specify part numbers. The author will answer all questions, but they must be accompanied by a self-addressed stamped return envelope.

through current-limiting resistor R1 to +5 volts DC, obtained from pin 25 of the PC I/O card. When any of the switches in IC1, IC2, or IC3 is turned on, 5 volts is passed through that switch to J1 and the associated test line. Switch selection is controlled by pins 1, 2, and 3 of

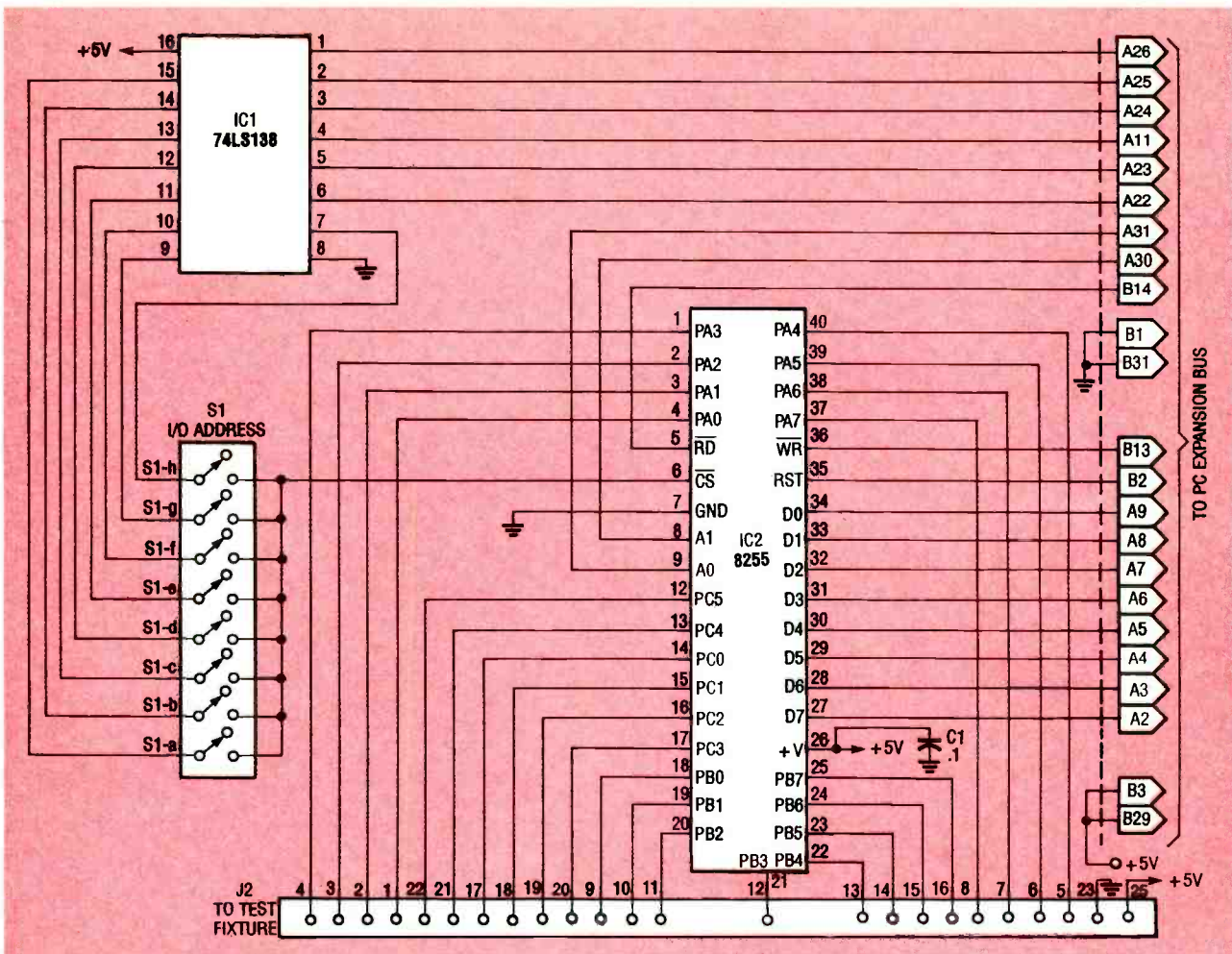


FIG. 4—THE PC I/O INTERFACE was described in detail in Radio Electronics, July 1991. This is the original circuit.

recommended that you mount the connectors to the case before wiring them.

### Testing

To test the continuity tester your PC must be equipped with a PC I/O card, a male-to-male DB-25 cable, and a logic probe or voltmeter. Connect the cable from the PC I/O board to P1 and turn on the computer. Check for about +5 volts on pin 16 of each 4051, and ground on pins 7 and 8. Type in and run the output test program in Listing 1 using GWBASIC, BASICA or QUICK-BASIC. Alternatively, the programs are available on the Gernsback BBS as part of a file called CONTEST.TXT.

When running that program, enter each pin number (1 through 25) in turn. When "Press any key to continue..." appears, check that pin for a

### LISTING 1

```

1 CLEAR : CLS : DEFINT A, E, I-K, O: DIM INH(4), I(625), O(625)
2 INH(1) = 48: INH(2) = 40: INH(3) = 24
3 DEFUSR = 64: ADD = 640
4 REM: Change ADD if necessary to match the address of your Pci/O Card.
5 OUT ADD + 3, 137: REM: Set PCIO For A=OUT, B=OUT, C=IN
6 REM: OUTPUT TEST (c) 1992 JJ Barbarello
7 INPUT "Which J1 Pin (1..25)...": WHICH
8 IF WHICH > 0 AND WHICH < 9 THEN IC = 1
9 IF WHICH > 8 AND WHICH < 17 THEN IC = 2
10 IF WHICH > 16 AND WHICH < 25 THEN IC = 3
11 IF WHICH = 25 THEN IC = 4
12 IMASK = WHICH - (IC - 1) * 8 - 1 + INH(IC)
13 IF WHICH = 25 THEN IMASK = 64 + 56
14 OUT ADD, IMASK
15 PRINT "Press any key to continue...":
16 A$ = INPUT$(1): PRINT : PRINT
17 IF ASC(A$) = 27 THEN END
18 GOTO 6

```

high signal. Then press a key and enter another pin number. Continue this until you've verified the operation of all 25 pins.

To check the output side, type in and run the input test program in Listing 2. Connect one end of a jumper wire to the junction point of pin 3 of IC1-IC3 and R1.

When you see the questions "Which J2 Pin (1..25)..." place the free end of the jumper into the pin number you want to test. While holding it there, enter that pin number. On the next line you'll see a "1" or a "0." A "1" indicates the high level was correctly sensed. Remove the jumper and enter the pin



### LISTING 2

```

1 CLEAR : CLS : DEFINT A, E, I-K, O: DIM INH(4), I(625), O(625)
2 INH(1) = 48: INH(2) = 40: INH(3) = 24
3 DEFUSR = 64: ADD = 640
4 REM: Change ADD if necessary to match the address of your PcI/O Card.
5 OUT ADD + 3, 137: REM: Set PCIO For A=OUT, B=OUT, C=IN
6 REM: INPUT TEST (c) 1992 JJ Barbarello
7 INPUT "Which J2 Pin (1..25)..."; WHICH
8 IF WHICH > 0 AND WHICH < 9 THEN IC = 1
9 IF WHICH > 8 AND WHICH < 17 THEN IC = 2
10 IF WHICH > 16 AND WHICH < 25 THEN IC = 3
11 IF WHICH = 25 THEN IC = 4
12 IMASK = WHICH - (IC - 1) * 8 - 1 + INH(IC)
13 IF WHICH = 25 THEN IMASK = 56: A = 2: OUT ADD, 64 + IMASK ELSE A = 1
14 OUT ADD + 1, IMASK
15 PRINT INP(ADD + 2) AND A, IMASK
16 PRINT ; "Press Any key to continue...";
17 A$ = INPUT$(1): PRINT : PRINT
18 IF ASC(A$) = 27 THEN END
19 GOTO 6

```

### LISTING 3

```

1 CLEAR : CLS : DEFINT A, E, I-K, O: DIM INH(4), I(625), O(625)
2 INH(1) = 48: INH(2) = 40: INH(3) = 24
3 DEFUSR = 64: ADD = 640
4 REM: Change ADD if necessary to match the address of your PcI/O Card.
5 OUT ADD + 3, 137: REM: Set PCIO For A=OUT, B=OUT, C=IN
6 REM: BASIC TESTER (c) 1991 JJ Barbarello
7 PRINT "Press Any key to begin..."; A$ = INPUT$(1): PRINT
8 ICNT = 0
9 FOR I = 1 TO 25
10 IF I = 1 THEN IC1 = 1
11 IF I = 9 THEN IC1 = 2
12 IF I = 17 THEN IC1 = 3
13 IMASK = I - (IC1 - 1) * 8 - 1 + INH(IC1)
14 IF I = 25 THEN IMASK = 64 + 56
15 OUT ADD, IMASK
16 FOR J = I TO 25
17 IF J >= 1 THEN IC2 = 1
18 IF J >= 9 THEN IC2 = 2
19 IF J >= 17 THEN IC2 = 3
20 IMASK2 = J - (IC2 - 1) * 8 - 1 + INH(IC2)
21 IF J = 25 THEN IMASK2 = 64 + 56
22 OUT ADD + 1, IMASK2
23 ISTATUS = (INP(ADD + 2) AND 1)
24 IF ISTATUS = 1 THEN ICNT = ICNT + 1: I(ICNT) = I: O(ICNT) = J
25 IF I = 25 AND J = 25 AND (INP(ADD + 2) AND 2) = 2 THEN ICNT = ICNT + 1:
    I(ICNT) = I: O(ICNT) = J
26 NEXT J
27 NEXT I
28 PRINT I(I); "-"; O(I), : NEXT
30 PRINT I(I); "-"; O(I), : NEXT

```

number again. This time you should get a "0." Follow the same procedure for all 25 pins of the connector.

#### Basic use

The most basic use of the tester is checking DB-25 male-to-male cables. Connect the cable to be tested between J1 and J2 and run the basic tester program in Listing 3. A typical output from the program will show the connections found. Also, if the circuit has a short, say between pins 2 and 3, you'll see two additional entries, 2 - 3 and 3 - 2. If the circuit has an open, that pin will not be shown as a connection (for instance, there would be no 5 - 5 if there were an open on line 5). The complete test of all 625 possibilities will take only a few seconds.

#### Enhancements

With the basic program, you must determine which lines were connected, which are missing, and which are shorted by visually scanning the list. This is OK for a one-time check, but inefficient for repetitive testing of the same kind of circuit. One enhancement would be to have a data file that defines the desired connections and display PASS or FAIL with only the open or short circuits listed.

To check cables other than DB-25 male-to-male, you must make appropriate adapters. For example, to check a DB-9 cable, you would make two adapters as shown in Fig. 5. Connect the adapters to J1 and J2, and the DB-9 cable to the adapters.

You can also test bare PC boards. Here you create a "bed of

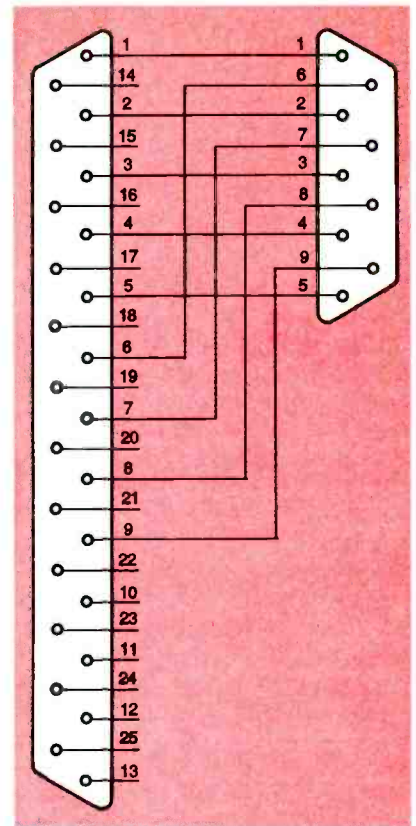


FIG. 5—TO CHECK A DB-9 CABLE, make two adapters and connect them to J1 and J2.

nails," which is a base with pins that contact the PC board in specific spots. The PC board is placed on the base and the spring-loaded pins (called "pogo" pins) make contact with the test points on the board. You could then check to see if specific points are connected, open, or shorted. If more than 25 points have to be tested, you could make multiple bases for additional tests.

Attenuation can also be tested. For example, if the cable must have less than 10 ohms resistance, replace R1 and R2 with potentiometers. If you then temporarily place a 10 ohm resistor between pin 1 of J1 and J2, and run the input test program in Listing 2, you can adjust the voltage level so that the indication changes from a "1" to a "0." Then back off the potentiometer so the indication changes back to a "1." Now, any device with a resistance higher than 10 ohms will cause less voltage to be dropped across R2 and give a "0" indication. Ω

## EARLY TV

*continued from page 50*

cated on one side of the scanning disk. A lens focused the image on the disk.

Another disk with a sawtooth edge was positioned between the object and scanning disk. It chopped up the light beam to a preset frequency. The object was scanned vertically, with the light-chopping disk dividing each line into a definite number of picture elements. A light-sensitive cell on the other side of the disk received the scanned image and changed the light variations into amplitude modulated current.

Baird's receiver had a similar scanning disk. Each lens in the disk projected a thin beam of light from behind the disk to a screen. As the light from each lens scanned the screen, a picture was built up. Baird synchronized his transmitter and

receiver disks by connecting an AC generator to the transmission disk's drive motor and a synchronous motor was connected to the receiving disk.

The first television drama was broadcast by station WGY in 1928, and the first television images were screen-projected in a theater in Schenectady, New York, in 1930. Both systems were mechanically scanned.

### Electronic scanning

Television as we know it today became a reality only after the invention of the iconoscope or camera tube by Vladimir Zworykin, a Russian emigre to the U.S. The iconoscope, when paired with the receiving picture tube, made electronic scanning possible. Both the iconoscope and the picture tube were developed from the earlier invention of the cathode-ray tube.

With the development of the camera tube and receiving tube, electronic scanning was able to

replace cumbersome and expensive mechanical scanning. The image orthicon, invented by Philo Farnsworth in 1928, improved upon Zworykin's iconoscope, but it was not until 1933 that electronically scanned television became a commercial reality.

### Who named television?

Two men claimed to have coined the word television. One was Hugo Gernsback, then the publisher of *Radio News* (He later founded Gernsback Inc., the publisher of *Radio-Electronics* which was renamed *Electronics Now* in 1993).

In the August 1928 issue of *Radio News*, Gernsback wrote: "The word 'television' was first coined by myself in an article entitled 'Television and the Telephot' which appeared in the December 1909 issue of *Modern Electrics*." The other person who claimed to have coined the word in 1900 was a Frenchman named Perskyi.  $\Omega$

## POWER CONTROL

*continued from page 68*

TR1 are all driven full on. Above that preset temperature threshold, all three components are cut off.

The gate-drive polarity in Fig. 12 is always positive, but the triac's main-terminal current is alternating. As a result, the triac is gated alternately. A triac's gate sensitivity differs, depending on its operating mode. Thus, when the temperature sensed by the thermistor is well below the preset temperature threshold, Q2 is driven full on and the triac is gated in two quadrants. This sends the full AC-line power to the heater.

However, when the room temperature is very close to its preset value, Q2 is driven only slightly on. Thus triac TR1 is gated on in only one mode and only half of the available AC-line power is available to the heater. Consequently, the circuit offers fine temperature control of the room.

### Synchronous switching

Figure 13 is the schematic for an electric heater-control circuit with automatic zero-voltage synchronous AC-line switching based on the CA3059 (IC1). It provides simple on/off heater switching.

This circuit is similar to that of the light-activated power switch of Fig. 9 except that an NTC thermistor is the feedback sensor. The Fig. 13 circuit is capable of maintaining room temperature within one or two degrees Fahrenheit of the value set on potentiometer R1.

Figure 14 is the schematic for a proportional heater control circuit that is capable of regulating room temperatures to within one degree Fahrenheit of a preset value. A thermistor-controlled voltage is applied to pin 13 of IC2 (CA3059). Simultaneously, a repetitive 300 millisecond ramp waveform from pins 2 and 6 of IC1 (a 7555 or CMOS 555) is applied to pin 9 of IC2. The 7555 is configured as an astable multivibrator, and the waveform is centered on the half-supply voltage.

The triac is turned fully on synchronously if the room temperature is more than a few degrees below its preset level. However, it is cut off fully if the room temperature is more than several degrees above that preset level. When the temperature is within a few degrees of the preset value, however, the ramp waveform synchronously turns the triac on and off (in the integral cycle mode) once every 300 milliseconds with a duty cycle that is proportional to the temperature differential.

For example, if the duty cycle ratio is 1:1, the heater generates only half of its maximum power. However, if the ratio is 1:3, it generates only one quarter of its maximum power. This response causes heater output power to self-adjust to meet the room's preset heating demand.

When room temperature reaches the precise preset value, the heater does not switch fully off. Rather, it generates just enough output power to compensate for the room heat loss. This system gives precise room temperature control.  $\Omega$



# HARDWARE HACKER

Basic stamp manuals, Fibonacci's sunflowers, a new Bezier spline book, Adobe's elegant Acrobat, and E-field AC voltage sensing.

DON LANCASTER

I have reviewed some new books that you might find informative. Lindsay Publications has re-published dozens of books, mostly in the form of reprints of fascinating or "lost" technology from the past. For example, one is an authoritative 1935 book, *Neon Signs* by Miller and Fink. Others include a nine-volume *Cyclopedia of Formulas*, first published by *Scientific American* at the turn of the century. It contains "secret" processes for doing nearly everything from making your own dyes and chewing gum to electroplating, preparing artist's paints and doing photography.

One new book I found to be very useful includes some really hairy mathematics. I reviewed *Bezier curves and cubic splines* some time ago. Splines are the answer to the need for making use of sparse data to generate graceful two-dimensional curves or three dimensional surfaces.

*Knot Insertion and Deletion Algorithms for B-Spline Curves* is a difficult to read but definitive new book on splines. It explains the tricky process of breaking a single curve up into an indefinite number of subcurves, finding points along a single curve, or combining a pair of curves into one longer curve. The book includes many references to earlier papers on splines. The authors of the book are Goldman and Lyche, and the publisher is SIAM, the *Society for Industrial and Applied Mathematics*.

## Fibonacci's golden sunflowers

Have you ever marveled at the way a sunflower's seeds are so compactly arranged along such mathematically precise spirals? Several botanists who have been impressed by this natural marvel are now questioning just how much of a




FIG. 1—FIBONACCI'S GOLDEN SUNFLOWER is easily modeled with this simple PostScript routine. Many variations are possible.

plant's growth is determined by genetics, and how much is determined by mathematical algorithms and physical laws.

*The Algorithmic Beauty of Plants* by Prusinkiewicz & Lindenmayer from the *Springer-Verlag Press* is an excellent (but heavy) book on this subject. However, a popular summary of the authors' ideas was published in the January 1995 *Scientific American* on pages 97 to 99.

It seems that there is a very complicated mathematical basis for the seed arrangements, but that math

can be explored easily with the PostScript computer language. Figure 1 shows the fundamental algorithm that determines the seed arrangements. Actually, those spirals are visual artifacts that have nothing to do with the underlying generation algorithm. What you see are the results, and not the cause.

Start a very tight spiral, one that is not obvious. Then, for every 137.50776 degrees of rotation, plant a seed. That's all there is to it. Well, maybe not quite all. Do this and the seeds get farther and far-

ther apart as the radius distance from the center increases. It seems that the outside seeds are gathered together with a value that I will call the *divergence*.

A divergence of 1.0 does nothing—it allows the seeds to spread out. A divergence of 0.5 gives the uniform result shown in Fig. 1. Another way of thinking about the 0.5 divergence is that it moves each seed toward the center by the *square root* of its radial distance.

All of the outside seeds in sunflowers tend to be larger and spaced farther apart than those closest to the center. A plant diverges by 0.6 or so but for some far out artistic effects, try a divergence of 0.3.

The value of 137.50776 is critical and must be exact. This is a magic irrational number that has all kinds of artsy-craftsy applications. It is even related to the Grecian golden rectangle. It turns out that this magic number is also the limit for paired numbers in a *Fibonacci Series*. Figure 2 offers a few clues about what Fibonacci was doing.

A Fibonacci series is created by

**A** mathematical **SERIES** is just a sequence of numbers. If you are given the early numbers and a set of rules, you can generate the rest of them.

**T**wo obvious series examples are the **LINEAR SERIES** of 1, 2, 3, 4, 5, 6, 7 ... and the **SQUARE SERIES** of 1, 4, 9, 16, 25, 36, 49, 64....

**A** sequence called the **FIBONACCI SERIES** results when each new number is made from the sum of the previous two...

1, 2, 3, 5, 8, 13, 21, 34, 55, 89, 144...

**F**ibonacci sequences occur quite often in nature and in physical systems. The spiraling clockwise and counterclockwise sunflower **PARASTICHIES** are often two adjacent numbers in the Fibonacci Series. Such as 34 and 55.

**T**he **LIMIT** of the ratios of sequential Fibonacci numbers is 0.618034. This is related to the Greek's **GOLDEN RECTANGLE** and is also precisely 137.50776 degrees around a full circle.

FIG. 2—THE FIBONACCI SERIES.

making each new term out of the *sum* of its two previous ones. Examples of this are 1, 2, 3, 5, 8, 13, 21, 34, 55, 89... And there is a related *alternate series* of 3, 4, 7, 11, 18, 29, 47, 76... A surprising number of natural physical processes occur in a Fibonacci pattern. Ironically, the Fibonacci series did *not* work in the subject area for which he initially developed them.

As the ratios of the paired Fibonacci numbers are taken higher and higher, they converge on a value of 0.618034. A distance that far around a 360° circle turns out to be 137.50776°. The inverse of that number is the Greek's record golden rectangle!

Those spiral artifacts are known as *parastichies*. They usually end up as two adjacent numbers in a Fibonacci series; in the case of Fig. 1, they are spirals of 34 and 55. To make the clockwise 34 spirals more obvious, reprint the figure larger with higher divergence. The inside of the spiral does not show up clearly, so I blanked it out. In nature, many real sunflowers do the same thing!

To run this code, just enter it into your word processor and send it to any PostScript printer with any communication program or by clicking the "send PostScript file" on a printer driver. Alternatively, use *GhostScript* for on-screen viewing (more details on this are in *STARTUP.PDF*). Then change the parameters to get different patterns. I have summarized that algorithm in

Fig. 3 for those who want to translate it into a less versatile or more primitive language.

I've posted ready-to-run code as *SUNFLOUR.PS* on *GENIE* PSRT. For some other astonishing examples of algorithm-driven growth, upload *FRACTFERN.PS* as well. Yeah, I also have some versions of *GhostScript* available.

**Simplicity strikes again**

I have been snooping around inside Radio Shack's new 22- to 103-volt AC Voltage Sensor. This pen sized device lights up whenever it is placed within an inch or two of a live 120-volt AC source. You can hold it near a line cord to make sure power is available, or trace wires through the walls of your home. It allows you to quickly check fuses or circuit breakers, run "hot chassis" safety tests, troubleshoot series-wired Christmas tree light strings, or simply make sure power is off before doing any repair work on circuits.

Figure 4 is a simplified schematic of the voltage sensor. It is basically an E-field radio receiver for 60-Hz line radiation. Amazingly, the key component is a ten-cent hex inverter! The first inverter is biased into its active region so it behaves like a linear amplifier. To the metal tab antenna, this looks like a ×10 amplifier with an 8-megohm input impedance. Four more cascaded inverters together act as a high-gain clipping amplifier.

In the presence of an AC electric field, a 60-Hz squarewave appears

NEW FROM  
**DON LANCASTER**

**HARDWARE CLASSICS**

Incredible Secret Money Machine II	18.50
The Case Against Patents	28.50
Hardware Hacker Reprints II, III, or IV	24.50
Blatant Opportunist Reprints	24.50
Resource Bin Reprints	24.50
Ask The Guru Reprints I, II or III	24.50
CMOS Cookbook	24.50
TTL Cookbook	24.50
Active Filter Cookbook	24.50
Micro Cookbook I	19.50
Lancaster Classics Library	119.50

**POSTSCRIPT STUFF**

PostScript Secrets (Ile/Mac/PC)	29.50
Book-on-demand resource kit	39.50
Intro to PostScript VHS Video	29.50
PostScript Beginner Stuff	29.50
PostScript Show & Tell	29.50
PostScript Cookbook (Adobe)	19.50
PostScript Ref. Manual II (Adobe)	32.50
PostScript Program Design (Adobe)	24.50
Type I Font Format (Adobe)	15.50
Acrobat Reference (Adobe)	24.50
LaserWriter Reference (Apple)	19.50
PostScript by Example (McGilton)	29.50
Pgm Display PostScript with X	29.50
PostScript Visual Approach (Smith)	22.50
Thinking in PostScript (Reid)	22.50
Undat PS Prgmmg (Holtzgang)	29.50
The Whole Works (all PostScript)	379.50

FREE VOICE HELPLINE      VISA/MC

**SYNERGETICS**  
Box 809-RE  
Tatcher, AZ 85552  
(520) 428-4073

CIRCLE 205 ON FREE INFORMATION CARD



## NAMES AND NUMBERS

**Adobe Acrobat System**  
1585 Charleston Road  
Mountain View CA 94039  
(800) 833-6687

**American Gourd Society**  
PO Box 274  
Mount Gilead OH 43338  
(419) 362-6446

**Embossing Arts**  
PO Box 626  
Sweet Home OR 97386  
(503) 367-3279

**Exergen**  
One Bridge Stret  
Newton MA 02158  
(800) 422-3006

**Inside Finishing**  
PO Box 56652  
Washington DC 20040  
(202) 882-7949

**Lindsay Publications**  
PO Box 538  
Bradley IL 60915  
(815) 935-5353

**National Semiconductor**  
2900 Semiconductor Road  
Santa Clara CA 95052  
(800) 272-9959

**Parallax**  
3805 Atherton Road, #102  
Rocklin CA 95765  
(916) 624-8333

**Plessey**  
PO Box 660017  
Scotts Valley CA 95067  
(800) 927-2772

**P-O-P & Sign Design**  
7400 Skokie Blvd  
Skokie IL 60077  
(708) 675-7400

**Scientific American**  
415 Madison Avenue  
New York NY 10017  
(212) 754-0550

**SIAM**  
3600 University Science Center  
Philadelphia PA 19104  
(215) 382-9800

**Springer-Verlag**  
175 Fifth Ave  
New York NY 10010  
(212) 460-1500

**Synergetics**  
Box 809  
Thatcher AZ 85552  
(602) 428-4073

across the LED, turning it on brightly. A resistor to ground on the output of the first inverter introduces the slight bias offset to ensure that the second inverter remains off in the absence of a 60-Hz signal. The sensitivity threshold can be adjusted by changing that resistor.

The capacitor performs two tasks: It bypasses any 60-Hz negative feedback to give the maximum AC gain from the first stage and it tests the battery by taking only a fraction of a second to charge when power is turned on. More elegant simplicity at work.

The circuit board has options for a buzzer and several other operating

- (1) Start a long and tight spiral path.
- (2) Every 137.50776 degrees, plant a seed.
- (3) Optionally shift seeds towards center.

**FIG. 3—THE SUNFLOWER ALGORITHM.**

modes. The two "mystery resistors" are jumpers with low ohm values. I want to suggest two tips if you want to build your own sensor: The sensing antenna *must* be bare and exposed for maximum sensitivity. Also, be sure to use the "UB"(unbuffered) version of the CD4069 CMOS hex inverter. A 4069B has too much gain and will oscillate in the circuit.

The drive transistor can probably be left out if you use a higher supply voltage and a high-brightness LED. Obviously, the circuit will not work if the wire that you are tracing is shielded, BX cable, in metal conduit, or there is metal between the sensor and the wire. And, of course, only "hot" wires can be traced through house walls. I have more details on CMOS linear amplifiers in my *CMOS Cookbook*.

### Adobe's Acrobat

Which is preferable—a printed document or an electronic one? For permanent data storage nothing compares with a document printed with ink or toner on paper. It excels in legibility, pride of ownership, and its read-anywhere convenience. If these factors are important to you, there is just no way that any electronic document can approach it. If it

does, it will not happen in the next five years.

By contrast, an electronic document is instantly available. It is never misplaced or out on loan, and can be corrected or updated easily long after it is first printed out. All copies are perfect originals. There is never any generation loss. Electronic documents do not wear out or deteriorate over time. They don't get mustard or coffee stains. They can be stored in far less space than printed pages and they are easily customized. And they can be shipped out much faster at much less cost.

Electronic documents can also provide *hypertext* features that are just not available on the printed page. These include the opportunity to search more rapidly (even for sloppy or sparse key words, than can be done with sheafs of documents or entire libraries. One mouse click on an index, a table of contents, or link puts you instantly on the right page, directs you to pertinent references, and gives you tutorial help. It could also play music, or run a video clip. You can have mini *thumbnails* that let you view many pages on-screen at once, or let you add "Post-it" notes that never fall off.

Today you need both electronic and printed documents. Newly upgraded Acrobat software from Adobe Systems offers you the best of both worlds. Acrobat is fast becoming the new de-facto Internet standard for document interchange. You can now *device-independently* view superb quality documents on your computer screen. Even better is the fact that Adobe's Acrobat is *free* to the end user!

The key to Acrobat is a compact file called a .PDF file. Those files use only ASCII printing characters so they are compatible with all communication channels. The *Acrobat Reader* lets you view the documents on screen, wander around in them, search through them, or print them out. Acrobat files are created internally by applications or by using an *Acrobat Exchange* utility code. The separate *Acrobat Distiller* program converts most PostScript files into a compact and lean "just the facts ma'am" .PDF format.

An Acrobat file conveys mixed text and graphics, including words, line art, and photos, just like a printed page. There's optional sound, video, or even robotic control, and all of those hypertext goodies are overlaid on top of everything. How are oddball fonts handled? If you absolutely must have an exact duplicate, then a .PDF file will drag along all of the necessary fonts. This makes the file rather long, but it guarantees its complete accuracy.

For typical users, unusual fonts are substituted with *multiple master* fonts. One serif, one sans. These are good enough for most users most of the time. The multiple master font has variable width, weight, and optical size. Yes, the page layout and exact text justification is fully preserved.

Usually, the Acrobat reader shops around for real fonts, first checking host and printer, and then the .PDF file itself. It uses these if they are available or it substitutes a multiple master font as a stand-in. In instances where you need only a few letters of some nonstandard font, you can capture the font path earlier, giving you exact results and a short file at the same time. Acrobat accuracy depends on the output device. It's quick and convenient on-screen, and very easy to magnify. It's pleasant and very readable on any laser printer or camera-ready on a phototypesetter.

Acrobat documents can easily be edited or modified. Raw, words-only unformatted text can be extracted with the cut-and-paste tools in the Acrobat reader. But infinitely better is a fully formatted text and graphics editing or rearrangement that you can do with *Adobe Illustrator*. There are two catches here: Be sure to use Illustrator v5.5 or higher, and make sure that your *Acrobat PDF plug-in* is host-installed. All of my earlier *.GPS guru gonzo* tech illustrations also work well with Illustrator, simply by routing them through the Acrobat distiller module first.

By a special arrangement, I have uploaded DOS, Windows, and Mac Acrobat readers to PSRT, where it's free for the downloading. You'll get application notes, demonstrations, reference manuals, and many exam-

ples. Most of my latest column reprints are now in Acrobat form for instant on-screen viewing even without PostScript. I will update the earlier ones as time and money permit. Kate (my assistant sysop) and I have been uploading two or three original or unique files each day, so you're bound to find something new each time you visit.

### Getting documents

What do you do if you must have your own hard copy of some technical article or standard? Where do you go for fast help? First and foremost, go on-line and snoop around. Thousands of sources are now scrambling to offer millions of Acrobat-format reprints to you. Many are

UMI, short for *University Microfilms*. It sells copies of any magazine or technical article from nearly any source. But to use UMI you must precisely specify the publication, volume, author, and page numbers. Cost varies with speed of service.

UMI recently added a sorely needed new service by opening *The Information Store*. It is a convenient place to find all the *really* hard-to-get material—documents such as conference proceedings, obscure reprints, and standards. Most of these are now stocked in depth by *Global Engineering Documents*. Their documents are pricey, but they do have what you want the instant you need it. It is usually cheaper and slower to go directly to the standards group.

By far, the best way to determine if a publication or document exists is through the *Dialog Information Service* by way of your local library, *GENie*, or one of those other commercial on-line services. Dialog is great for searches and abstracts, but the other services might be better if you want hard copy.

The U.S. Government Printing Office can be a useful source for leaflets and brochures. They are now much easier to deal with from their 24 "retail" outlets. I have shown only one in the sidebar that goes by the catchy name of *U.S. Government Bookstore*. Contact them for a list of all of their other offerings.

Individual reprints of most of my columns are instantly available on *GENie* PSRT. They are also available as book-on-demand bound hard copy from *Synergetics*. We can also find *any* document for you on a custom basis.

### BASIC Stamp manuals

I looked at the \$29 *BASIC Stamp* discussed two columns back. This is *the* hacker microcomputer. I have had lots of helpline requests for more information on this subject, so I made a special arrangement with Lance Wally from *Parallax*. I have uploaded the complete Basic stamp user manual to *GENie* PSRT. You can obtain it free by downloading.

I have split the material into three pieces, a *BASTAMP1.PDF* introduction, the instruction set as a

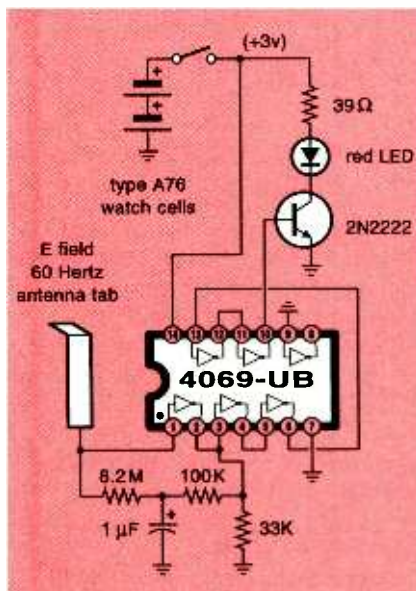


FIG. 4—A SIMPLIFIED SCHEMATIC of Radio Shack's 22 to 103 volt AC voltage sensor.

free for the downloading through the Internet, the commercial online services, and even by way of local BBS systems.

I have posted a few key document retrieval supply sources for this month's resource sidebar. The all time classic standby, of course, was interlibrary loan. Sadly, many libraries have dropped this service recently or have made it a tedious, expensive process. With far fewer participants, the odds of obtaining what you want are far lower. Today, an interlibrary loan is bound to be a frustrating waste of time.

Another traditional source is



**REPRINT RESOURCES**

**Dialog Information Service**  
3460 Hillview Avenue  
Palo Alto CA 94304  
(415) 858-2700

**GEnie**  
401 North Washington Street  
Rockville MD 20850  
(800) 638-9636

**Global Engineering Documents**  
15 Inverness Way East  
Englewood CO 80112  
(800) 854-7179

**Information Store**  
500 Sansom Street #400  
San Francisco CA 94111  
(415) 433-5500

**UMI**  
300 North Zeeb Road  
Ann Arbor MI 48106  
(800) 521-3044

**US Government Bookstore**  
720 North Main Street  
Pueblo CO 81003  
(719) 544-3142

BASTAMP2.PDF, and dozens of detailed applications examples as BASTAMP3.PDF. Files are in Acrobat format, so you can easily view it on screen or print your own hard copy.

**New tech lit**

Plessey is offering a new *Consumer IC Handbook* that contains information on a full line of remote-control and satellite ICs. Plessey has also just released the GP1010 single-chip GPS (global positioning satellite) receiver front end, a companion application breadboard, and a GP1020 back-end six-channel correlator.

National Semiconductor is offer-

ing free samples of its new LM45 precision centigrade IC temperature sensor to qualified persons who request them.

Hewlett-Packard is offering free samples of IrDA infrared communication parts to prospective volume purchasers. A lot of useful information on remote infrared sensing appears in a free *Handbook of Non-Contact Temperature Sensing* from Exergen.

Two unusual trade publications that explore new desktop concepts are *Inside Finishing* on foil stamping and Kroy Color materials and *P-O-P & Sign Design* on new plastics and unusual prototyping materials. Both are valuable resources. P-O-P stands for *point of purchase*. Take advantage of the free copy of the *Embossing Arts* catalog that mentions a lot of desktop opportunities for hackers.

When you are about to go off your gourd, there's a support group called the *American Gourd Society* that can help you. It has a free catalog that's loaded with useful books and bulletins.

If you really want to immerse yourself in desktop publishing, check out my *Book-on-demand Resource Kit*. It contains all the information you'll need to get started to be your own publisher.

It's time for our usual reminder to check the *Names & Numbers* or that *Reprint Resources* sidebars for references on most of the subjects I've mentioned. And the PSRT access and a no-charge voice helpline is available per the *Need Help?* box. As before, I have arranged a special ten-hour free trial of GEnie for Hardware Hacker readers. A credit card is required for sign-up. Ω


**NEED HELP?**

Phone or write all your Tech Musings questions to:

Don Lancaster  
Synergetics  
Box 809-EN  
Thatcher, AZ, 85552  
(520) 428-4073

For fast PSRT access, modem (800) 638-8369. On prompt, type JOINGENIE. When asked for the offer code, enter DMD524.

Internet email access link:  
SYNERGETICS@GENIE.GEIS.COM.



**Choose from 46 Career Opportunities!**

**Get Your Specialized Associate Degree or Career Diploma at Home in Spare Time**

Now without attending college classes and with no previous experience, you can train for a money-making career...even get a Degree. Send for free facts and color brochure on employment opportunities in the field that interests you most. See how easy it is to train at home for a great career or advancement in your present job.



**CALL TOLL FREE 1-800-595-5505 Ext. 7689**  
CALL ANYTIME—24 hours a day, 7 days a week.  
**OR MAIL COUPON TODAY!**

**ICS** International Correspondence Schools  
(SINCE 1890) Dept. ADES655, 925 Oak Street, Scranton, PA 18515

Please send me free facts, color brochure and full information on how I can study at home for the career I have chosen. No obligation. No salesman will visit. **CHECK ONE BOX ONLY!**


<b>ASSOCIATE IN SPECIALIZED BUSINESS DEGREE PROGRAMS</b>	<b>ASSOCIATE IN SPECIALIZED TECHNOLOGY DEGREE PROGRAMS</b>
<input type="checkbox"/> Business Management	<input type="checkbox"/> Civil Engineering Technology
<input type="checkbox"/> Accounting	<input type="checkbox"/> Mechanical Engineering Tech
<input type="checkbox"/> Bus. Mgmt.—Finance Option	<input type="checkbox"/> Electrical Engineering Technology
<input type="checkbox"/> Bus. Mgmt.—Marketing Option	<input type="checkbox"/> Electronics Technology
<input type="checkbox"/> Applied Computer Science	<input type="checkbox"/> Industrial Engineering Technology

**CAREER DIPLOMA COURSES**

<input type="checkbox"/> High School	<input type="checkbox"/> Catering/Gourmet Cooking
<input type="checkbox"/> Auto Mechanics	<input type="checkbox"/> Computer Programming
<input type="checkbox"/> Surveying and Mapping	<input type="checkbox"/> Personal Computer Specialist
<input type="checkbox"/> Drafting	<input type="checkbox"/> Computer-Assisted Bookkeeping
<input type="checkbox"/> Air Conditioning & Refrigeration	<input type="checkbox"/> PC Repair
<input type="checkbox"/> Wildlife/Forestry Conservation	<input type="checkbox"/> Desktop Publishing & Design
<input type="checkbox"/> Diesel Mechanics	<input type="checkbox"/> Secretary with Computer
<input type="checkbox"/> Electrician	<input type="checkbox"/> Fitness & Nutrition
<input type="checkbox"/> Small Business Management	<input type="checkbox"/> TV/VCR Repair
<input type="checkbox"/> Gun Repair	<input type="checkbox"/> Animal Care Specialist
<input type="checkbox"/> Electronics	<input type="checkbox"/> Photography
<input type="checkbox"/> Hotel/Restaurant Management	<input type="checkbox"/> Journalism/Short Story Writing
<input type="checkbox"/> Legal Assistant	<input type="checkbox"/> Florist
<input type="checkbox"/> Interior Decorating	<input type="checkbox"/> Teacher Aide
<input type="checkbox"/> Medical Office Assistant	<input type="checkbox"/> Home Inspector
<input type="checkbox"/> Dental Office Assistant	<input type="checkbox"/> Medical Transcriptionist
<input type="checkbox"/> Bookkeeping	<input type="checkbox"/> Professional Locksmithing
<input type="checkbox"/> Motorcycle Repair	<input type="checkbox"/> Appliance Repair

Name \_\_\_\_\_ Age \_\_\_\_\_  
Address \_\_\_\_\_ Apt. # \_\_\_\_\_  
City/State \_\_\_\_\_ Zip \_\_\_\_\_  
Phone ( ) \_\_\_\_\_

CIRCLE 178 ON FREE INFORMATION CARD



**Your Ticket To SUCCESS**

Over 28,000 technicians have gained admittance worldwide as certified professionals. Let your ticket start opening doors for you.

ISCET offers Journeyman certification in Consumer Electronics, Industrial, Medical, Communications, Radar, Computer and Video. For more information, contact the International Society of Certified Electronics Technicians, 2708 West Berry Street, Fort Worth, TX 76109; (817) 921-9101.

Name \_\_\_\_\_  
Address \_\_\_\_\_  
City \_\_\_\_\_  
State \_\_\_\_\_ Zip \_\_\_\_\_

Send material about ISCET and becoming certified.

Send one "Study Guide for the Associate Level CET Test." Enclosed is \$10 (inc. postage).

# AUDIO UPDATE

## Taming the deafening decibels: Practicing "safe sound"

LARRY KLEIN

In last month's column, I began a discussion of the potential long-term, cumulative damage to student's hearing that could result from the high sound levels present at school dances. The subject arose out of my concern, as a parent, for my son's hearing. This month, the Q-and-A format is continued, with a look at how hearing damage occurs and what other concerned parents can do to protect their children's hearing.

*Q. Will the audiological screening tests given in schools pick up signs of incipient damage?*

Not necessarily. Some of the early warning symptoms are diminished ability to differentiate between adjacent tones and sharp dips in hearing response at narrow frequency bands. Conventional quick screening with just five or six discrete tones to cover the frequency bandwidth of human hearing probably will not detect such problems. High resolution (four minutes per octave) sweep-frequency tracking audiometry and measurement of the student's audio-frequency resolution are needed to disclose such problems. According to the Harvard Medical School Health Letter, reduced pitch discrimination is especially likely if the youngsters have experienced temporary audibility-threshold shift or several minutes of ringing in their ears after high-decibel exposure.

In a paper presented before the Audio Engineering Society, one researcher cited several audiological studies of students. In one case it was found that 3.8% of sixth graders failed a high-frequency hearing test, while 11% of 9th graders and 10.6% of high-school seniors failed it. A survey of incoming college freshmen yielded a 33% failure rate. The next year, 60.7% of the new incoming class failed. Those figures clearly imply an accumulation of damage.

TABLE 1  
MAXIMUM ALLOWABLE  
OSHA LEVELS

Exposure Time (hours)	Maximum Level (dB)
8	90
4	95
2	100
1	105
0.5	110

*Q. How does excessively loud sound cause hearing loss?*

The injury from exposure to high sound levels takes place in the coiled, snail-shell-shaped structure in the inner ear called the cochlea. The fluid-filled cochlea is the final destination of the acoustic vibrations (sound, that is) forwarded via the eardrum and the tiny bones in the inner ear. Minute hair cells within the cochlea convert the acoustic vibrations into microvolt electrical signals that travel through the auditory nerve to the brain, where it is perceived as sound. Hair cells that have been exposed to excessive sound levels become twisted, bent, and/or fused, and are no longer able to respond properly to the incoming sonic vibrations. The ear's performance is degraded even when only a relatively small number of hair cells are damaged. Although there has been some research into hair-cell regeneration, hair-cell damage and the resulting hearing loss seem to be permanent.

Some basic facts about hearing might be of interest at this time. The human ear is a complex electro-mechanical-hydraulic organ that responds to a band of frequencies usually given as 20 to 20,000 Hz. As the human ear ages, its response to the higher pitches diminishes, and it is a rare male senior citizen who can easily hear frequencies much over 5000 Hz or so. (The higher harmon-

ics of musical instruments are in this range.) Women, for some reason, suffer about half the age-induced hearing loss of men.

When the ear's middle- and high-frequency response is diminished, many of the defining sounds in speech become hard to hear, and comprehension is impaired. Some speech sounds that are higher in pitch (and softer than the vowels), such as "s," "sh," and "f," might not be perceived at all, and others, such as "p" and "t," might be confused. That occurs in many older adults well before they are aware that their ears' volume sensitivity is also impaired. In other words, sounds have to be louder to be heard at the same subjective level than when the ear (and the rest of the body) was younger.

It has been suggested that both of those effects are not inevitable, but rather are the result of the cumulative effect of the high sound levels common in "civilized" societies. Individuals in isolated cultures, such as the Mabaan tribe in the Sudan or the Easter Islanders, who have never been exposed to the sonic stresses of civilization, have been tested as having youthful hearing acuity well into old age.

*Q. Rock musicians are constantly exposed to very loud sound. Why isn't their hearing affected?*

It is. A nonprofit organization called H.E.A.R. (Hearing Education and Awareness for Rockers) was founded in 1988 to educate rock musicians and their audiences about the causal relationship between high-decibel sound and hearing impairment. The brainchild of Kathy Peck, a well-established musician, and Flash Gordon, MD, the organization soon found widespread support within the music industry. Its present membership includes musicians, physicians, audiologists, engineers, disc jockeys, and journalists. Executive Director



## BIBLIOGRAPHY

- Bahadori, Robert S, M.D., and Barbara A. Bohne, Ph.D., "Adverse Effects of Noise on Hearing," *American Family Physician*, 47:5: 1219-1226, April 1993.
- Bruel & Kjaer Instruments, Inc., *Measuring Sound*, 1984.
- Deutsch, L. J. and A. M. Richards, *Elementary Hearing Science*, Baltimore: University Park Press, 1979.
- Everest, F. Alton, *The Master Handbook of Acoustics*, Blue Ridge Summit, PA.: Tab Books, Inc, 1981.
- "Hearing Loss: Boom and Doom," Harvard Medical School Health Letter, 16:2: 1-4, December 1990.
- Klein, Larry, "Audio Update: Hear today, gone tomorrow," *Electronics Now*, 63:12: 94-95, December 1992.
- Raichel, Daniel R., "Recreational Deafness—How Can Audio Engineers Stem It?," Presented at the 64th convention of the Audio Engineering Society, New York City, 1979. (Preprint 1535-1-6)
- Sataloff, Robert Thayer, M.D., D.M.A., "Hearing Loss in Musicians," *The American Journal of Otolaryngology*, 12:2: 122-127, March 1991.
- Strome, Marshall, M.D., and David Vernick, M.D., "Hearing Loss and Hearing Aids," Harvard Medical School Health Letter, 14:6:5-8, April 1989.
- US Environmental Protection Agency, "Noise and Its Measurement" (1977).
- Vernick, David M., M.D., Constance Grzelka, and the Editors of Consumer Reports Books, *The Hearing Loss Handbook*, Yonkers: Consumer Reports Books, 1993.
- West, P.D. and E.F. Evans, "Early detection of hearing damage in young listeners resulting from exposure to amplified music," *British Journal of Audiology*, 24:2: 89-103, April 1990.
- Whitfield, Philip, M.D., and Stoddart D.M., M.D., *Hearing, Taste and Smell: Pathways of Perception*, New York: Torstar Books, 1984.
- Williams, Rebecca D. "Enjoy, protect the best ears of your life," *FDA Consumer*, 26: 25-27, May 1992.
- Wuest, Judith and Grace Getty, "Adolescent Hearing Behavior: A School Health Promotion Program," *Journal of School Health*, 62:9: 436-438, November 1992.

Kathy Peck is militant on the issue of excessive sound levels because she herself suffers from a 40% hearing loss brought on by exposure to high-volume sound during her punk-rock performance days.

In addition to its many educational and public-service activities (including distribution of 8000 pairs of earplugs at Megadeth and Lollapalooza concerts), H.E.A.R.

### TABLE 2—DECIBEL LEVELS OF SOME COMMON SOUNDS

Sound Pressure (dB)	Sound Source
130	Jack Hammer (at 5 feet)
120	Discomfort/Pain Threshold Loud Rock or Disco Music
110	Riveter Heavy Truck (at 50 feet)
100	Very Loud Classical Music
90	Heavy Street Traffic (at 5 feet)
80	Loud Singing Heavy Traffic (at 40 feet)
70	Fairly Loud Speech (at 3 feet) Department Store/Noisy Office
60	Background Music Average Office Quiet Residential Street
50	Light Traffic Average Residence
40	Very Low Radio at Home Very Soft Music
30	Country House Quiet Auditorium
20	Faint Whisper (at 5 feet)
10	Leaves Rustling Anechoic Chamber
0	Threshold of Audibility

**Note:** Sound-pressure level varies with distance from source.

provides testing, counseling, and medical referrals to musicians troubled with hearing loss and tinnitus. Pete Townsend, who is one of H.E.A.R.'s strong supporters, stated at a press conference announcing the Who's reunion tour that "The real reason I haven't performed live for a long time is that I have very severe hearing damage." Many other musicians have publicly acknowledged their hearing problems, among them Joey Ramone, Jerry Harrison of the Talking Heads, Ted Nugent, and Jason Newstead of Metallica.

The solution for some performers is specialized earplugs that reduce the overall sound level by 15 to 18 dB without affecting the audible frequency response. Many classical musicians playing in the midst of large orchestras have also turned to hearing protectors such as "musician's earplugs" available from several manufacturers.

*Q. Do you have any recommenda-*

*tions for the maximum allowable sound levels at school dances?*

Several points relevant to this question have been raised in the research literature. First, there is a great individual variation in susceptibility to sound-induced hearing loss. In other words, a sound level that will induce severe tinnitus or threshold shift in one person, will leave another unaffected.

Because the OSHA-recommended 90-dB/eight-hour maximum sound-pressure level is based on average responses, it is reasonable to expect that a substantial number of persons are more sensitive than average and would benefit from lower maximum SPLs. Given that fact, it seems to me that it is best to be conservative in establishing a permissible maximum level at the disco dances. Also relevant is the fact that the OSHA recommendations are questioned by the EPA, which advocates a lower maximum of 85-dB/eight-hours.

The ISO standard also recommends lower sound levels for given exposure times.

I've not stressed the matter of overloud Walkmen, live heavy-metal concerts, or killer car stereos, all of which contribute to the din, and potential hearing loss. Because the damage accumulates over time as the cochlea's hair cells are knocked out one by one, it seems a wise policy to avoid sonic excess whenever possible, or wear earplug protection whenever you absolutely must indulge. Let's try to practice safe sound!

Given all the above, I would recommend that middle- and high-school disco dances operate with a maximum SPL reading of 85 dB (A-weighting, slow response, measured eight feet in front of the speakers). Measurements should be taken throughout the evening because of the previously mentioned threshold shift that impels DJs to turn up the volume as the evening wears on. Any microphone sing-along by the DJ should be included in the measurements. For monitoring purposes, I recommend the Radio Shack SPL meter (stock No. 32-2050). It sells for \$31.99, is easy to use, and is certainly accurate enough for disco sound-level monitoring.

I'm aware that the 85-dB level might be unsatisfactory for a few in the audience (and the DJ), but it is far more important that the students do not suffer temporary threshold shift or short-term tinnitus (as a contributor to long-term damage) as the price of their fun. At all times, try to keep the kids from clustering within five feet or so in front of the speakers, as sound intensifies considerably at close range—which is probably the reason why they are there in the first place.

We all know that kids typically need to be called three or four times before they respond. Let's all help ensure that their behavior continues to reflect normal teen perversity rather than noise-induced hearing damage.

*Q. Where can I get more information on the cumulative effects of excessive sound on hearing?*

I've compiled a bibliography that lists suggested reading. □

## DRAWING BOARD

**This new circuitry for the audio router will assign a switch selection to one of four outputs.**

**E**very year a new crop of electronic wonders shows up on the local store shelves, where they are bought by a public that is hungry for new features. If new features and technology are not added to last year's products, fewer people will buy them. In truth, however, most of the so-called "new technology" each year isn't really new at all.

The same can be said of my project designs. Complex projects are really just combinations of simple projects. All the elements of the audio router I'm putting together are things that I've done before. Those building blocks are proven circuits that have worked well for me many times over the years, and using them will help ensure that this new project will work as I expect it to.

### The router

With that out of the way, I can get back to the audio router. The circuitry I've laid out so far "saves" pressing an input switch on the keyboard in a latch. Now I need a circuit that will let me assign that switch selection to one of four outputs. Because I want to have four outputs, I need four latches. As with the inputs, I've chosen to use CD4508B CMOS dual 4-bit latches.

The layout for the output latches is shown on the right side of Fig. 1. The inputs to the latches form an eight-bit bus (one bit for each input). The latch outputs will be the control signals for the analog switches that will route the audio signals. As with the input latch, I don't need to control the enabling of the outputs because there's no possibility of bus contention at the output. Therefore I've grounded all of the 4508's enable (EN) inputs (pins 3 and 15 of each chip).

The clear (CL) inputs (pins 1 and 13) are also tied together so I have some way to clear all the output latches at once. In a similar manner, the store (ST) inputs (pins 2 and 14) of each chip are tied together and the resulting four lines are brought out to the four output selection switches previously mentioned.

Once you get this output section wired up, you can connect it to the input section you've already built. Five new switches have been added: four output select switches and a clear switch that clears both the output latches and the input latch as well.

Another function that was added to the circuit is a way to guarantee the state of all the latches when power is first applied. The 4508 is cleared when a high is put on the clear inputs, so a positive-going pulse must be generated at power up. Since there was one NAND gate left over in the 4011, I used it to build a half monostable multivibrator consisting of IC1-d, R5, and C2. When power is applied to the circuit, the brief positive-going pulse that appears at the output of IC1-d travels through R4 and clears all five of the 4508 latches in the circuit. Once that's done, the output of IC1-d stays logic low and prevents the clear inputs from floating.

You could use that same pulse to clear IC2, the heart of the keyboard section. When power is first applied to a 4017, there's no guarantee as to the state of its outputs. If you disable the keyboard clock, turn on power, and check the output pins of IC2, you'll see that the 4017 might have more than one output logic high—an illegal and somewhat confusing state. But that's corrected as soon as the chip gets a reset pulse. The reason I don't specifically reset



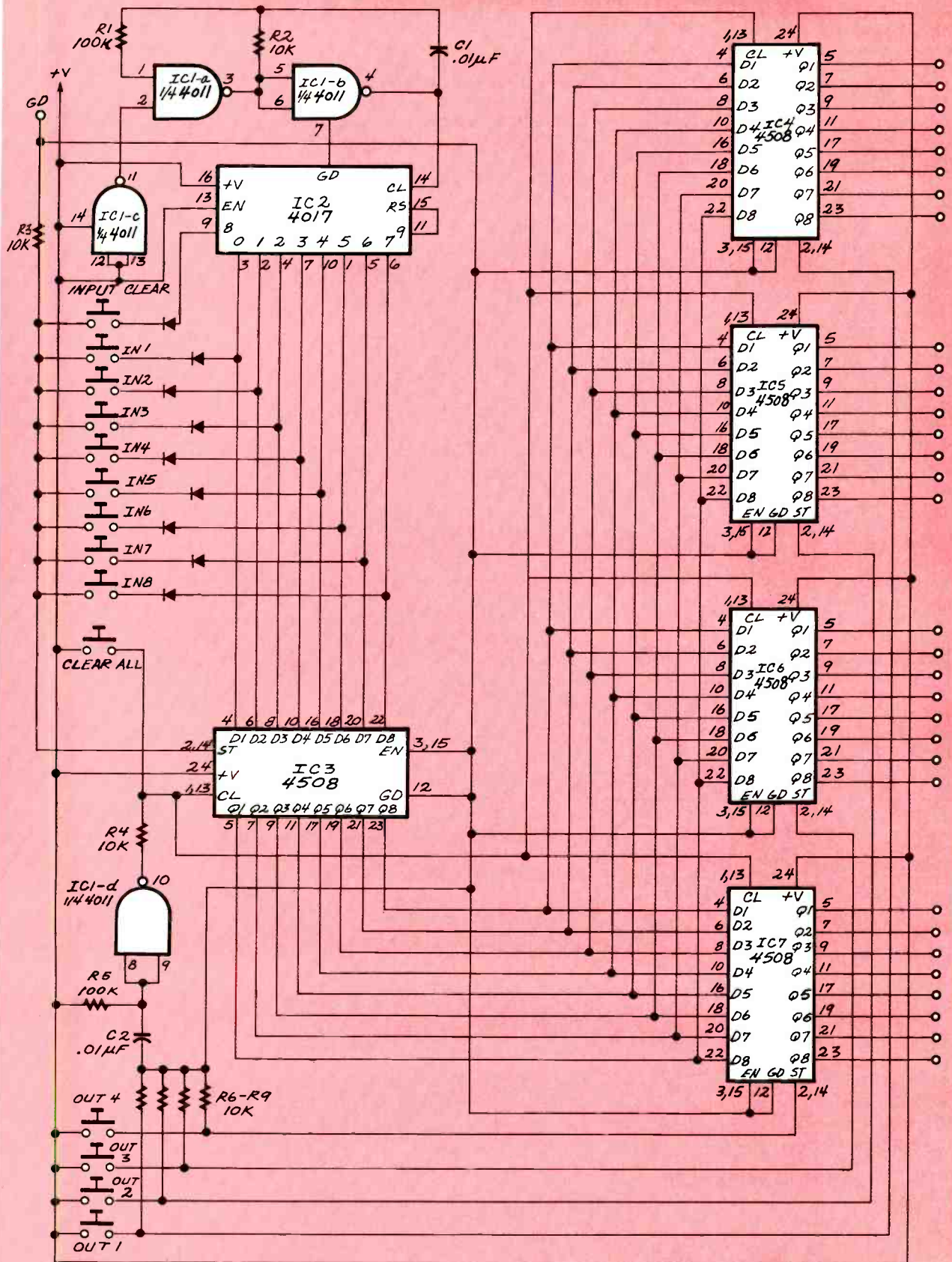


FIG. 2—THE COMPLETE CIRCUIT so far. Four output select switches and a clear switch that clears both the output latches and the input latch have been added.

- |                                                                                                                                              |                                                                                                                  |
|----------------------------------------------------------------------------------------------------------------------------------------------|------------------------------------------------------------------------------------------------------------------|
| <input type="checkbox"/> 225 Popular Electronics (1995 back issues) <b>\$5.00</b><br>Write in issues desired _____                           | <input type="checkbox"/> 211 Radio-Electronics (1991 back issues) <b>\$5.00</b><br>Write in issues desired _____ |
| <input type="checkbox"/> 224 Popular Electronics (1994 back issues) <b>\$5.00</b><br>Write in issues desired _____                           | <input type="checkbox"/> 210 Radio-Electronics (1990 back issues) <b>\$5.00</b><br>Write in issues desired _____ |
| <input type="checkbox"/> 223 Popular Electronics (1993 back issues) <b>\$5.00</b><br>Write in issues desired _____                           |                                                                                                                  |
| <input type="checkbox"/> 222 Popular Electronics (1992 back issues) <b>\$5.00</b><br>Write in issues desired _____                           |                                                                                                                  |
| <input type="checkbox"/> 221 Popular Electronics (1991 back issues, Jan., Mar. not available) <b>\$5.00</b><br>Write in issues desired _____ |                                                                                                                  |
| <input type="checkbox"/> 220 Popular Electronics (1990 back issues) <b>\$5.00</b><br>Write in issues desired _____                           |                                                                                                                  |
| <input type="checkbox"/> EH94S Experimenters Handbook<br>Summer Edition (1994) <b>\$5.00</b>                                                 |                                                                                                                  |
| <input type="checkbox"/> EH94W Experimenters Handbook<br>Winter Edition (1994) <b>\$5.00</b>                                                 |                                                                                                                  |
| <input type="checkbox"/> EH94 Experimenters Handbook (1994) <b>\$5.00</b>                                                                    |                                                                                                                  |
| <input type="checkbox"/> EH93 Experimenters Handbook (1993) <b>\$5.00</b>                                                                    |                                                                                                                  |
| <input type="checkbox"/> EH92 Experimenters Handbook (1992) <b>\$5.00</b>                                                                    |                                                                                                                  |
| <input type="checkbox"/> EH90 Experimenters Handbook (1990) <b>\$5.00</b>                                                                    |                                                                                                                  |
| <input type="checkbox"/> HH94S Hobbyist Handbook<br>Spring Edition (1994) <b>\$5.00</b>                                                      |                                                                                                                  |
| <input type="checkbox"/> HH94F Hobbyist Handbook<br>Fall Edition (1994) <b>\$5.00</b>                                                        |                                                                                                                  |
| <input type="checkbox"/> HH93 Hobbyist Handbook (1993) <b>\$5.00</b>                                                                         |                                                                                                                  |
| <input type="checkbox"/> HH92 Hobbyist Handbook (1992) <b>\$5.00</b>                                                                         |                                                                                                                  |
| <input type="checkbox"/> HH91 Hobbyist Handbook (1991) <b>\$5.00</b>                                                                         |                                                                                                                  |
| <input type="checkbox"/> HH90 Hobbyist Handbook (1990) <b>\$5.00</b>                                                                         |                                                                                                                  |
| <input type="checkbox"/> GIZ Gizmo—The Consumers Guide to<br>Electronics <b>\$5.00</b>                                                       |                                                                                                                  |
| <input type="checkbox"/> Radiocraft 1993 Projects for Hobbyists <b>\$5.00</b>                                                                |                                                                                                                  |
| <input type="checkbox"/> 215 Electronics Now (1995 back issues) <b>\$5.00</b><br>Write in issues desired _____                               |                                                                                                                  |
| <input type="checkbox"/> 214 Electronics Now (1994 back issues) <b>\$5.00</b><br>Write in issues desired _____                               |                                                                                                                  |
| <input type="checkbox"/> 213 Radio-Electronics/Electronics Now (1993 back issues) <b>\$5.00</b><br>Write in issues desired _____             |                                                                                                                  |
| <input type="checkbox"/> 212 Radio-Electronics (1992 back issues) <b>\$5.00</b>                                                              |                                                                                                                  |

- | REPRINTS                                                                                                                 | REPRINTS                                                                                                         |
|--------------------------------------------------------------------------------------------------------------------------|------------------------------------------------------------------------------------------------------------------|
| <input type="checkbox"/> 174 Electronics Comics (The Best of) <b>\$2.00</b>                                              | <input type="checkbox"/> 173 From Not-Working to Networking<br>Troubleshooting Local-Area Networks <b>\$5.00</b> |
| <input type="checkbox"/> 172 33 Bench-Tested Circuits <b>\$2.00</b>                                                      | <input type="checkbox"/> 171 36 Time Tested Circuits <b>\$2.00</b>                                               |
| <input type="checkbox"/> 170 High-Voltage Projects for Fun and<br>Science Book 1 <b>\$4.00</b>                           | <input type="checkbox"/> 170A High-Voltage Projects for Fun and<br>Science Book 2 <b>\$4.00</b>                  |
| <input type="checkbox"/> 169 Think Tank (133 Circuits) <b>\$3.50</b>                                                     | <input type="checkbox"/> 169A Think Tank Vol. 2 <b>\$3.00</b>                                                    |
| <input type="checkbox"/> 168 Fact Cards (#34-66) <b>\$3.00</b>                                                           | <input type="checkbox"/> 168C Fact Cards (#67-99) <b>\$3.00</b>                                                  |
| <input type="checkbox"/> 168D Fact Cards (#100-132) <b>\$3.00</b>                                                        | <input type="checkbox"/> 167 Designing With IC's <b>\$4.00</b>                                                   |
| <input type="checkbox"/> 166 Collected Works of Mohammed Ulysses<br>Fips(62 pages, April Fools Collection) <b>\$5.00</b> | <input type="checkbox"/> 165 How to Repair CD Disc Players <b>\$5.00</b>                                         |
| <input type="checkbox"/> 164 Modern Electrics (April 1908) <b>\$3.00</b>                                                 | <input type="checkbox"/> 163 Receiving Satellite TV <b>\$5.00</b>                                                |
| <input type="checkbox"/> 162 Build Your Own Satellite TV Receiver <b>\$5.00</b>                                          | <input type="checkbox"/> 161 Descrambling (Feb. 1984) <b>\$4.00</b>                                              |
| <input type="checkbox"/> 160 New Ideas - 42 Circuits <b>\$3.50</b>                                                       | <input type="checkbox"/> 159 Low Frequency Receiving Techniques<br>Building and using VLF Antennas <b>\$5.00</b> |
| <input type="checkbox"/> 158 Electro Importing Co. Catalog<br>(Circa 1918) <b>\$5.95</b>                                 | <input type="checkbox"/> 157 All About Kits <b>\$2.00</b>                                                        |
| <input type="checkbox"/> 156 How To Make PC Boards <b>\$2.00</b>                                                         | <input type="checkbox"/> 154 How To Repair VCR's <b>\$3.50</b>                                                   |

To order any of the items indicated above, check off the ones you want. Complete the order form below, **include your payment**, check or money order (DO NOT SEND CASH), payable to and mail to **Claggg Inc.**, Reprint Department, P.O. Box 4099, Farmingdale, NY 11735.

Please allow 4-6 weeks for delivery.

To place a credit card order by phone, Visa or Mastercard only.

**CALL: 516-293-3751.**

### To use your Visa or Mastercard, complete the following:

Bill my  Visa  Mastercard

Card No. \_\_\_\_\_

Exp. Date \_\_\_\_\_

Signature \_\_\_\_\_

#### MAIL TO: Claggg Inc.

Reprint Bookstore, P.O. Box 4099, Farmingdale NY 11735

All payments must be in U.S. funds

#### SHIPPING CHARGES IN USA & CANADA

\$0.01 to \$5.00	\$2.00	\$30.01 to 40.00	\$6.00
\$5.01 to \$10.00	\$3.00	\$40.01 to 50.00	\$7.00
\$10.01 to 20.00	\$4.00	\$50.01 and above	\$8.50
\$20.01 to 30.00	\$5.00		

**SORRY** — We only ship to USA & Canada

Total price of merchandise ..... \$ \_\_\_\_\_  
 Shipping Charge (see chart) ..... \$ \_\_\_\_\_  
 Subtotal ..... \$ \_\_\_\_\_  
 Sales Tax (New York State Residents only) ..... \$ \_\_\_\_\_

Name \_\_\_\_\_ Total Enclosed ..... \$ \_\_\_\_\_

Address \_\_\_\_\_

City \_\_\_\_\_ State \_\_\_\_\_ Zip \_\_\_\_\_

the 4017 at power up is that it will be done automatically after a maximum of nine clock pulses. Since that takes only a couple of milliseconds, I'd rather just wait for it to reset than have to add an additional OR gate to do the job.

The four output selection switches connect one of the output latch's store inputs to +V, which is a cheap and easy way to generate the positive pulse needed to store the latch contents. I did not debounce the switches because it doesn't matter if the latches receive a short train of pulses. The state of the inputs doesn't change, so the number of pulses sent to the output latch is irrelevant. Resistors R6 to R9 are connected between the store inputs and ground to prevent those inputs from floating.

After it's wired up, test the operation of the circuit by selecting an input and an output and then, using a logic probe, check the output latches. Make sure that the expected output is logic high and that the other outputs remain low. Check both clear switches as well. If you get consistent errors, you've probably miswired the output bus. If you get random errors, you probably have left one of the control inputs floating.

The circuit now generates the signals needed to control the ICs that will be doing the actual audio switching. When we get together next time, I'll add this final section to the circuit and the project will be complete. I'll talk about a few extra features that can be added to the switcher to make it more useful, and I'll supply a PC board layout. Ω



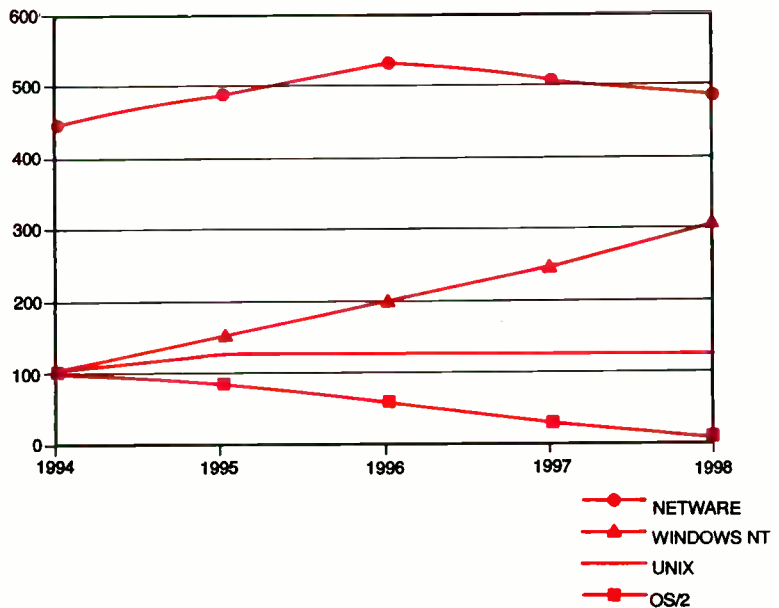


**M**icrosoft's annual Hardware Engineering Conference (WinHEC 95) was held in early spring this year on the West Coast. Many interesting standards, technologies, and products were discussed and demonstrated. Here are a few highlights:

Microsoft's General Manager of the Personal Systems Division, John Ludwig, displayed an interesting graph (Fig. 1, data courtesy of Forrester Research) showing projected shipments of network-server operating systems. Note that NetWare peaks in 1996, followed by a slow but steady decline. Unix continues to maintain a low-profile presence, OS/2 drops off sharply, and NT ramps up quickly. That might be wishful thinking on Microsoft's part, but the word on the street is that NT really is a product to contend with.

Figure 2 maps out Microsoft's strategic plan for operating system evolution. (The map was developed by Michael Slater, a microprocessor design wizard and newsletter publisher.) Note that the code name Memphis is where Windows desktop systems converges with Windows NT. Also note that DOS is just about dead. There may be a DOS 7; Microsoft still hasn't formally confirmed or denied. But it will almost surely be the last version.

Another interesting point, according to Slater: VESA local bus (VLB) is on its last legs. It was designed as a tactical solution to a need for higher graphics bandwidth. The PCI architecture, on the other hand, represents a fundamental redesign of the PC's I/O system. (I will discuss some of the differences here next month.) Slater also believes that the IDE architecture is likely to greatly overshadow SCSI, despite SCSI's universally acknowledged maturity, compatibility, flexibility, and performance. The primary reason is cost.



(WORLDWIDE SALES IN THOUSANDS) SOURCE: FORRESTER RESEARCH, INC.

**FIG. 1—PROJECTED NETWORK OPERATING SYSTEM software trends over the next few years show IBM and Novell losing ground, and Microsoft gaining.**

It seems to me that with IDE, the PC industry has once again allowed short-term cost considerations to override longer-term architectural considerations. Moreover, consumers will ultimately pay the price. (Just ask anybody who bought into the ESDI standard a few years ago.) Anyone who wants to add peripherals other than a hard disk or CD-ROM will end up adding a SCSI host adapter to his PC. For example, tape drives, scanners, printers, and CD-ROM writers all run with SCSI. With both SCSI and IDE peripherals to worry about, purchasing, configuring, and maintenance will all be more complex, hence more costly.

On the other hand, another new standard promises to increase flexibility, reliability, and performance of the I/O subsystem. The standard is called the Universal Serial Bus; it was developed primarily by Intel and

Microsoft. USB offers daisy-chain architecture, with identical connectors on all devices, and a single port on the PC. No more plugging the scanner into the printer port! USB provides 12-megabit/second performance in a master-slave arrangement, and it can accommodate devices such as a keyboard, mouse, joystick, modem, ISDN link, speakers, microphone, and even mass storage devices. USB is intended as an inexpensive solution to I/O port proliferation and attendant configuration hassles; implementations should be available by the end of the year.

A more advanced technical solution, known variously as FireWire, Serial SCSI, SCSI 3, and IEEE P1394, is also being discussed. This new standard promises much higher performance, but at higher cost, and it will take longer for it to reach the market.

Intel has begun promoting its Native Signal Processing (NSP) architecture. The basic idea behind it is to reduce hardware cost by eliminating dedicated signal processors (such as those used for modems and sound and video processing), and off-load the tasks to the host CPU—most likely a high-end Pentium. There's a quote floating around, attributed to Intel's chief, Andy Grove, stating, "MIPS are free." The implication of that quote is that Pentiums have excess power that could be put to use. I guess Andy has never tried to download a file while starting a new application, or has never built a complex document out of multiple OLE objects. NSP doesn't sound like a panacea to me; it sounds more like a thinly veiled attempt to increase Intel's market share at the expense of user power and reliability. No thanks.

### **Communications, games, ease of use**

At the conference, Microsoft listed three focus areas for its Consumer Strategy: Communications, games, and ease of use. The communications goals break down into two main components: 1) Making the PC the premiere communications appliance, and 2) Providing interactive, rich connections to everybody, everywhere. Is there anything to stop Microsoft from reaching either goal? Is there any reason why one would want to?

As for games, Microsoft wants to make the PC the premiere "edutainment" platform, primarily through enhanced multimedia capabilities, underlying system architecture, and development tools. As for ease of use, the company wants to "make the PC as easy to use as a toaster." Good luck.

Microsoft has drawn a line in the sand about the basic system configuration of the 1996 PC: Plug and play BIOS, 1024 × 768 × 8 video, advanced serial (but not USB) and parallel ports, PCI bus, and power management. For consumer computers, CD-ROM, audio, joystick, and modem are required. For corporate computers, networking, telephone-based communications, and writeable CD-ROM technologies are important. RAM, CPU, and

mass storage capacities were not specified for either consumer or corporate computers.

### **A CASE tool for ideas**

In the past I have written here about Visio, a drag-and-drop drawing tool that runs under Windows. Many people (including some who ought to know better) think of Visio as a means for inartistic people to create attractive drawings. Visio can help to improve their appearance, but its value goes far deeper than that. I think of it as a conceptual design tool, a conceptual illustration tool. It's a CASE tool for ideas.

CASE stands for Computer-Aided Software Engineering; the term refers both to software engineering practices and tools. CASE is intended to elevate software development from just churning out code in some language to modeling processes, rules, and objects in a language-independent manner, and subsequently generating code—whether C, COBOL, or something else—automatically. A CASE tool also helps enforce rigor and consistency in the models it creates.

Visio can't generate code, and it can't enforce rigor or consistency. But it can be used for analyzing and describing any complex problem that must be broken down into multiple levels of components with complex interrelations.

Visio's template-based approach is the visual equivalent of integrated circuits. Instead of plugging in 555 timer ICs or 7404 hex inverters, you use visual symbols (including all kinds of electronic symbols). Unlike hardware components, it is a simple process to create your own Visio components, as well as to modify the built-in components. Visio's object-oriented architecture even allows you to go in and change the way a component functions. Then the functions of all examples (in a particular drawing) adopt the new attributes.

From an electronics viewpoint, the program could sorely use a PC board trace-routing mechanism that would feed from a schematic diagram. On the other hand, with the current version and a little programming, one could derive a complete

parts list from a schematic.

What I really want is a white-board-size, touch-screen version of Visio. Meanwhile, if your work involves any form of technical illustration or conceptual modeling, get a copy of Visio. I am sure you won't be disappointed.

### **Is there life after Lou?**

Recently I had the *pleasure* of ordering some equipment from IBM. The experience was, shall we say, educational.

The problem was my client whose office had only IBM computers. He wanted to buy some engineering consulting time from my company. Because of the vagaries of corporate politics and economics, the client could not hire full-time employees, nor could he purchase equipment. But his company was allowed to hire all kinds of contractors, and the contractors were even allowed to fold the costs of required equipment purchases into the hourly rate. Fine. That's what keeps us in business.

IBM has a service agreement with my client's company, a manufacturing concern with an international presence. The agreement, in essence, states that no non-IBM equipment can be attached to the company's network. If it does attach them IBM will not accept responsibility for servicing *anything* connected to the network. OóooK—what's wrong with this picture?

That put my company, and me in particular, in the position of having to buy a real IBM brand personal computer. Fine; I buy systems, peripherals, and components all the time. It shouldn't be too difficult to select and purchase a state-of-the-art system—right?

Wrong. First I went through my client's purchasing contact, a distributor in New Jersey. I quickly found out that the distributor could not help me configure a system, did not know the difference between IBM's main PC lines (the 300 and 700 series), and couldn't even give me prices on various system configurations over the phone. Big help.

Next I tried several mail-order vendors, the kind that advertise in Computer Shopper. Those companies were able to assemble config-



urations and prices over the phone. However, their prices were no better than the prices of the "special" distributor in New Jersey—and delivery was measurable in months.

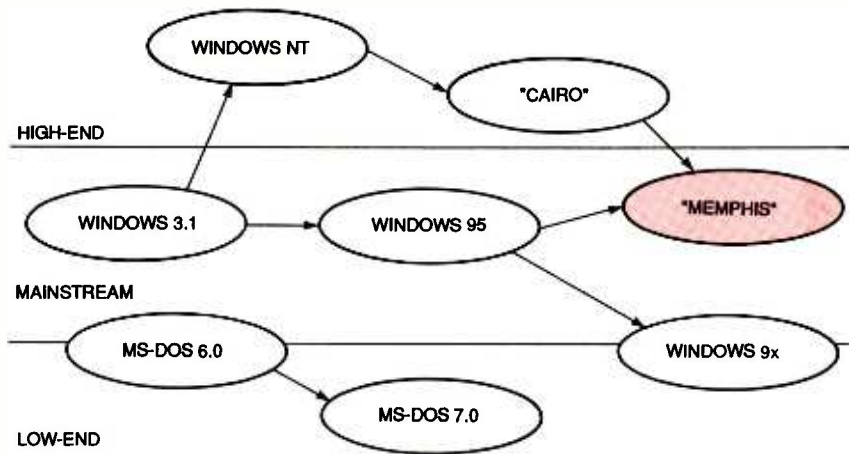
Last, I tried IBM Direct. The salesman I spoke with was more knowledgeable than the mail-order vendors on the subject of configuration. In addition, he provided me with an 800 number from which I was able to obtain detailed technical information. That really was nice, and much better than I could obtain from the mail-order vendors.

After some negotiation over price and system configuration, I purchased a computer with a 90-MHz Pentium processor, 16MBytes of RAM, and a 540 MByte hard disk. I wanted a 1 GByte hard disk, but IBM couldn't supply one. I wanted a CD-ROM, but IBM was out of stock. I wanted a 17-inch monitor, but IBM's cost \$300 more than a comparable model from a local dealer. I ended up spending about \$3200. If I had purchased an IBM monitor, it would have been about \$4200. By contrast, several months earlier, I had purchased several P90 systems from Micron Technology, each with 32MBytes of RAM, 1 GByte hard disk, CD-ROM, 17-inch ADI monitor, DOS, Windows, and Microsoft Office—all for a total of about \$4000 per system.

By comparison, I got about twice the memory and storage capacity, and a suite of application software, for the same amount of money. Hello?

The IBM sales person promised to ship the machine by air freight. It arrived several weeks later by UPS ground delivery. Inside the computer, a cage that holds disk drives had not been snapped into place properly, so the floppy disk drive came through the case at an angle. I picked up a quad-speed CD-ROM and a monitor from my local vendor, installed them, and the system worked fine.

The computer has an interesting feature called "Resume." It allows you to shut the machine off, even in Windows, and resume exactly where you left off next time you turn the computer on. Unfortunately, Resume was incompatible with our networking software (Lantastic



**FIG. 2—ALL ROADS LEAD TO MEMPHIS, not Cairo, as formerly believed. Memphis will unify Microsoft's divergent OS products, but when?**

5.0), so I had to disable it.

Mechanically, the IBM computer was well built, although not as well built as the PS/2s of old. The motherboard has six SIMM slots and built-in accelerated video, along with enhanced IDE ports and the usual serial, parallel, mouse, and keyboard ports. Copies of PC-DOS and Windows were installed on the hard disk, but there were no backup copies on floppy disk or CD-ROM. Beneath the Windows directory was a directory called Drivers; it contained the compressed format drivers for the Windows' Setup program. If you wanted to delete that directory to save space, you'd have no way to install new drivers.


All in all, 'twas an interesting experience. Obviously, the "New" IBM still has some learning to do.

#### E-mail

K. Woodmensch of St. Louis takes me to task for Microsoft bashing in the "Ubersoft" column in the March issue of *Electronics Now*. I am neither pro nor con Microsoft, IBM, or any other company. I am pro user. I want the best products at the best prices for the user. In some applications, Microsoft provides the best products; in others, it does not. In the areas where Microsoft does well, such as word processing, spreadsheet, and desktop database applications, it has not always done so. Its competitors (Lotus and Word Perfect) gave the market away. In the areas where Microsoft does not—yet—have the

best products (network operating systems, compilers, project management, presentation, desktop publishing and graphics), there is still room for the competition. Can Novell, Borland, Symantec, Scitor, Harvard Graphics, and Corel stand up? I sure hope so. We need more than one giant vendor of computer software.

Late-breaking news: Beta 3 of Win95 was just released, but several major new bugs have surfaced. One relates to 32-bit multitasking, and the other relates to the fact that heavy use of system resources causes system crashes. Microsoft still intends to release the product in August, but that date looks shaky. Maybe we should call it Win9x—or WinEver, as suggested by one trade publication. Comments to [jkh@acm.org](mailto:jkh@acm.org). Ω



## GETTING CONNECTED

*continued from page 40*

**Telnet utility.** While an FTP function merely gives you access to another computer's directories and files, Telnet actually allows you to work with other computers in an interactive fashion through a command-line interface. You can still upload and download files.

### Power Tools

While bundled software will get you onto the Internet, it will only take you just so far. Fortunately, there are many more shareware and freeware programs that will make it easier for you to take advantage of Internet resources. The programs listed below are all available right off the Internet. Locations where they can be contained are listed for your convenience.

**Eudora.** This is one of the

best Internet E-mail programs available. If you find yourself handling a great deal of E-mail, consider downloading the free-ware version of Eudora by FTP from ftp.qualcomm.com in the /pceudora/windows/ directory.

**Gopher.** Tools such as E-mail and FTP utilities are great for specific tasks, but the vast majority of Internet resources are buried under layers of networks and directories; Moving from one place to another can be a long, arduous task. What is needed is a "browser" that lets you move from one place to another as efficiently as possible. The Gopher tool is perhaps the most effective browser for the Internet. You can find a freeware copy of Gopher by FTP from list-er.cc.ic.ac.uk in the /pub/wingopher/ directory.

**Trumpet.** Another feature of the Internet is the availability of Usenet news groups. Basically, network news groups are electronic discussion areas where

people can post questions and exchange information. To subscribe to and participate in news groups, you will need a news reader utility such as Trumpet. Trumpet is available as shareware (\$40), and be downloaded by FTP from ftp.utas.edu.au in the /pc/trumpet/wintrump/ directory.

**Mosaic** One of the most exciting developments on the Internet is the World Wide Web (WWW) which offers a vast array of documents combining text, images, sound, and video. Mosaic is a tool designed to browse the WWW - it also provides limited FTP, news, and Gopher services. Mosaic is free-ware available by FTP from ftp.ncsa.uluc.edu.

Getting connected to the Internet is only the first step to a world of information. Once you're connected, you'll find such a wealth of information that your only problem will be sifting through it.  $\Omega$

## SMART DISPLAYS

*continued from page 62*

pletely. Listing 6 and Figs. 8 and 9 explain how this is done. The first line of code sets integer `udc—ram` equal to 28H, (equal to binary 101000). This initial value is required to access the UDC RAM. Then hex 28H is sent to port B. That sets  $\overline{FL}$  and A3 to 1, while also setting A4 to 0. Display lines A2 to A0 correspond to the row number of data to be loaded into the UDC RAM location now being accessed. Row 1 equals binary 000, and row 7 equals binary 110.

The  $\overline{WR}$  and  $\overline{CE}$  lines are then toggled to 0, and the first row of UDC data is loaded into the UDC RAM location. If dot—data equals 0, the first row is loaded. If dot—date equals 1, the second row is loaded and so on. This step is performed by display data lines D4 to D0. All other display lines are ignored. Finally, disable the display write, jump to a new UDC RAM location, and repeat the write process seven times.

To display the UDC symbol that was defined, recall in the discussion of the character RAM that it stores either ASCII character data or a user-defined character (UDC) address in each character RAM location. Those UDC RAM addresses correspond to all of the 16 UDC addresses shown in Fig. 2.

Refer to the end of Listing 6. To access the symbols created, access the character RAM by setting  $\overline{FL}$  and A4 to A3 to 1, while setting A2 to A0 to the digit location where the UDC symbol is to be displayed. Toggle the lines to perform a write, and then insert the location of the ADC symbol in the ADC RAM. Set display data line D7 to 1, and lines D3 to D0 to the ADC RAM location where the symbol is stored.

### Projects and source code

This project offers an opportunity for self-teaching the fundamentals of interfacing a personal computer with exterior circuits and devices, a subject not now covered in textbooks. You are encouraged to experiment with making the

display scroll forward and backward, or even getting it to scroll vertically with the UDC functions. You can access the display self-test function, or you might want to build a computer driven moving message panel.

If you want to write and improve source code, you might want to purchase the author's source code diskette listed in the Parts List. It contains the complete listings of all code used in this article and also has a menu-driven executable program that goes beyond the examples given here (source code included). In addition, a second executable program allows special messages to be typed into the display (source code included).

The port address selector circuit gives you a way to send digital code to circuits or devices outside of your computer system. This circuit can be used to control or troubleshoot many different kinds of digital logic. For example, you could write data to your display and then read it back into your computer through the Port Address Selector.  $\Omega$



# BUYER'S MART

## FOR SALE

**TUBES:** "oldest", "latest". Parts and schematics. SASE for lists. **STEINMETZ**, 7519 Maplewood Ave. RE, Hammond, IN 46324.

**TUBES**, new, up to 90% off. SASE, **KIRBY**, 298 West Carmel Drive, Carmel, IN 46032.

**DESCRAMBLE** cable with simple circuit added to Radio Shack RF modulator and using VCR as tuner. Instructions \$10.00. **TELCOM**, Box 832-E7, Brusly, LA 70719.

**TV Notch filters**, free brochure. **MICRO THINC.**, Box 63/6025, Margate, FL 33063. (305) 752-9202.

**CABLE test chips**. Jerrold, Tecom, S.A., Zenith. Puta cable boxes into full service model! \$29.95 to \$59.95. 1 (800) 452-7090, (310) 902-0841.

**TEST equipment** pre-owned now at affordable prices. Signal generators from \$50.00, oscilloscopes from \$50.00. Other equipment including manuals available. Send \$2.00 U.S. for catalog refunded on first order. **J.B. ELECTRONICS**, 3446 Dempster, Skokie, IL 60076. (708) 982-1973.

## CLASSIFIED AD ORDER FORM

To run your own classified ad, put one word on each of the lines below and send this form along with your check to:

**Electronics Now Classified Ads**, 500-B Bi-County Boulevard, Farmingdale, NY 11735

**PLEASE INDICATE** in which category of classified advertising you wish your ad to appear. For special headings, there is a surcharge of **\$25.00**.

( ) Plans/Kits ( ) Business Opportunities ( ) For Sale  
( ) Education/Instruction ( ) Wanted ( ) Satellite Television

Special Category: \$25.00

### PLEASE PRINT EACH WORD SEPARATELY, IN BLOCK LETTERS.

(No refunds or credits for typesetting errors can be made unless you clearly print or type your copy.) Rates indicated are for standard style classified ads only. See below for additional charges for special ads. **Minimum: 15 words.**

1	2	3	4	5
6	7	8	9	10
11	12	13	14	15 (\$46.50)
16 (\$49.60)	17 (\$52.70)	18 (\$55.80)	19 (\$58.90)	20 (\$62.00)
21 (\$65.10)	22 (\$68.20)	23 (\$71.30)	24 (\$74.40)	25 (\$77.50)
26 (\$80.60)	27 (\$83.70)	28 (\$86.80)	29 (\$89.90)	30 (\$93.00)
31 (\$96.10)	32 (\$99.20)	33 (\$102.30)	34 (\$105.40)	35 (\$108.50)

We accept MasterCard and Visa for payment of orders. If you wish to use your credit card to pay for your ad fill in the following additional information (Sorry, no telephone orders can be accepted.):

Card Number

Expiration Date

Please Print Name

Signature

**IF YOU USE A BOX NUMBER YOU MUST INCLUDE YOUR PERMANENT ADDRESS AND PHONE NUMBER FOR OUR FILES. ADS SUBMITTED WITHOUT THIS INFORMATION WILL NOT BE ACCEPTED.**

**CLASSIFIED COMMERCIAL RATE:** (for firms or individuals offering commercial products or services) \$3.10 per word prepaid (no charge for zip code)...**MINIMUM 15 WORDS**. 5% discount for same ad in 6 issues; 10% discount for same ad in 12 issues within one year; if prepaid (not applicable on credit card orders). **NON-COMMERCIAL RATE:** (for individuals who want to buy or sell a personal item) \$2.50 per word, prepaid...no minimum. **ONLY FIRST WORD AND NAME** set in bold caps at no extra charge. Additional bold face (not available as all caps) 55¢ per word additional. Entire ad in boldface, \$3.70 per word. **TINT SCREEN BEHIND ENTIRE AD: \$3.85 per word. TINT SCREEN BEHIND ENTIRE AD PLUS ALL BOLD FACE AD: \$4.50 per word. EXPANDED TYPE AD: \$4.70 per word prepaid.** Entire ad in boldface, \$5.60 per word. **TINT SCREEN BEHIND ENTIRE EXPANDED TYPE AD: \$5.90 per word. TINT SCREEN BEHIND ENTIRE EXPANDED TYPE AD PLUS ALL BOLD FACE AD: \$6.80 per word. DISPLAY ADS:** 1" x 2 1/2"—\$410.00; 2" x 2 1/2"—\$820.00; 3" x 2 1/2"—\$1230.00. **General information:** Frequency rates and prepayment discounts are available. **ALL COPY SUBJECT TO PUBLISHERS APPROVAL. ADVERTISEMENTS USING P.O. BOX ADDRESS WILL NOT BE ACCEPTED UNTIL ADVERTISER SUPPLIES PUBLISHER WITH PERMANENT ADDRESS AND PHONE NUMBER.** Copy to be in our hands on the 1st of the third month preceding the date of the issue. (i.e., March issue copy must be received by December 1st). When normal closing date falls on Saturday, Sunday or Holiday, issue closes on preceding working day. Send for the classified brochure. Circle Number 49 on the Free Information Card.

**Please make checks payable to Gernsback Publications Inc.**

**CABLE TV CHANNELS**

**EQUIPMENT** **GUARANTEED**

*Direct!* **FREE 30 DAY TRIAL**

→ The nationwide source for cable TV equipment.

**"BUY WHERE THE DEALERS BUY."**

**FREE** TV Cable Descramblers and Converters Catalog. Open Every Day!

**YOUR VCR TAPES CAN PLAY AS CLEAR AS DAY!** Why put up with inconsistent Color, Flashes and Streaking and Interference!

**UNJAM NOW WITH Video Decoder**

- Easy Connections
- Eliminates "jamming"
- Copy any tape
- RC Plugs Included

- 2 Year Warranty
- 30 Day Money Back Guarantee

**MEGA ELECTRONICS** SAVE 1000's

VISA • MC C.O.D. **1-800-676-6342**

21 S. Main St., Winter Garden, FL 34787

**CABLE descramblers.** Bargain headquarters. Below wholesale prices. Absolutely the lowest prices! Money back guarantee. Nobody beats us! **RP ELECTRONICS**, 1 (800) 304-3604.

**HOME automation & computer control:** Two-way IR, two-way X-10, & hardware. Control devices from serial computer link or stand-alone operation. **COMPCO**, (615) 436-5189 BBS (615) 436-6333 evenings.

**PRINTED circuit boards** — etched, drilled, tin plated. Single sided \$1.25/sq. inch. **CHELCO ELECTRONICS**, 61 Water Street, Mayville, NY 14757. 1 (800) 388-8521. Fax (716) 753-3220.

★ **1995 CATALOG** ★

**OF THE WORLD'S MOST FAMOUS  
CB ANTENNAS & ACCESSORIES**

— FIRESTIK : FREE CATALOG OFFER —

2614 E. Adams · Phoenix, AZ 85034

Write or Call, 602-273-7151

**300 Experimenters Circuits** — Complete in 6 practical books using diodes, relays, FET's, LED's, IC 555's, and IC CA3130's for building blocks. Only \$33.00 plus \$6.00 for shipping. USA and Canada only. US funds. **ETT, INC.**, PO Box 240, Massapequa Park, NY 11762-0240.

**RESTRICTED information:** surveillance, schematics, locksmithing, cable, hacking, etc. Send stamp: **MENTOR**, Box 1549-Z, Asbury, NJ 07712.

## CABLE - TV NOTCH FILTERS

- FOR ELIMINATING RF INTERFERENCE
- FOR BLOCKING UNWANTED CHANNELS



- AVAILABLE FOR VHF CHANNELS
- THRU 36 AND 95 THRU 99

- PRICING AS LOW AS \$12 EACH

Call or write for a  
FREE brochure today!

## STAR CIRCUITS

P.O. BOX 94917  
LAS VEGAS, NV 89193  
1-800-535-STAR

**CABLE TV converters and accessories.** Fair prices, quality service, and 14 years experience gives us the advantage. Call 1 (800) 952-3916 V/MC/Amex/Disc/COD. **ADVANTAGE ELECTRONICS, INC.**, 1125 Riverwood Dr., Burnsville, MN 55337. Member of NCCA.

**THE Case Against the Patents.** Thoroughly tested and proven alternatives that work in the real world. \$28.50. **SYNERGETICS PRESS**, Box 809-C, Thatcher, AZ 85552. (520) 428-4073. Visa/MC.

**CABLE TV equipment & accessories.** Wholesalers welcome! 30 day moneyback guarantee! Free catalog! **PERFORMANCE ELECTRONICS, INC.**, 1 (800) 815-1512.

**CABLE descrambling.** New secret manual. Build your own descramblers for cable and subscription TV. Instructions, schematics for SSAVI, gated sync, sinewave, (HBO, Cinemax, Showtime, JHF, Adult) \$12.95, \$2.00 postage. **CABLETRONICS**, Box 30502R, Bethesda, MD 20824.

## CABLE BOX WHOLESALE, INC.

**BEST BOXES—BEST PRICES**  
**Immediate Shipping—COD's**  
**Satisfaction Guaranteed**  
**FREE Catalog—Call Now**

# 800-841-7835

**CABLE descrambler!** Build with 7 Radio Shack parts for under \$12.00. Complete instructions. \$8.00: F.A.S.T., Box 369-E, Pt. Salerno, FL 34992-0369.

**FREE Buy/Sell listing searches.** Free 2 month listing. Used/surplus/antique equipment/parts/books. **COMMUNICATIONS/COMPUTER/ELECTRONICS BBS.** Modem: (201) 993-0811 (B/N/I/ANSI) or Suite 111, 103 Washington, Morristown, NJ 07960.

**CONTROL anything from anywhere.** IR, RF, Home Automation, audio/video accessories, discount prices. 1 (800) 528-8556, 24 hour fax (201) 930-8720. **THE CYPRESS GROUP, INC.**

**SURVEILLANCE** privacy security protection. Catalog \$5.00. **SPY EMPORIUM**, 6065 Hillcroft 414, Houston, TX 77081. (713) 774-1000.

**CABLE test-chips** as low as \$9.95, for testing cable boxes in full service mode. Jerrold: Starcom VI, VII & R2 VS, Jerrold cubes; Pioneer, clears E2 thru E5; Pioneer cubes: BA-5000 thru BA-6700; Tocom 5503/5507; Scientific Atlanta: 8500 thru 8600; Zenith: all but PZ1; N.E. ENGINEERING, 1 (800) 926-4030 sales, (617) 770-3830 tech, (617) 770-2305 fax.

**CABLE TV** new products designed and supported by the best in the business. External activators for Jerrold, Pioneer, Scientific Atlanta living or dead. Save big. Make lots of money. 1 (800) 375-7022.

**SECRET cable descramblers!** Build your own descrambler for less than \$12.00 in seven easy steps! Radio Shack parts list and free descrambling methods that cost nothing to try, included. Send \$10.00 to: **INFORMATION FACTORY**, PO Box 669, Seabrook, TX 77586. For COD's (713) 922-3512 any time.

### PAY TV AND SATELLITE DESCRAMBLING

all new info Volume 6 all new info

Volume 6: Our entire collection of all current cable satellite and wireless turn-ons Pay TV volumes 1-5 (all different Vol. 1 basics) Satellite and DBS Handbook (includes Hacker info) Wireless Cable Hacking Hacker Video Complete Wizard (VCI+) Cellular Phone Hacking \$15.95 each or 3/34.95 or 5/52.95. Newsletter \$29.95/12 issues. Catalog \$1. All our info \$129.95 (includes sub)

#### Scrambling News

3494 Delaware Ave., Buffalo, NY 14217-1230  
Voice/FAX 716-874-2088 BBS 716-871-1915

## CABLE TV DESCRAMBLERS

### 1-800-233-9388

**FREE CATALOG**  
GUARANTEED BEST PRICES - IMMEDIATE SHIPPING  
**APPLE ELECTRONICS**  
3389 Sheridan St. • Suite 257  
Hollywood, FL 33021

## ANTIQUE RADIO CLASSIFIED

Free Sample!

Antique Radio's  
Largest Circulation Monthly.  
Articles, Ads & Classifieds.



6-Month Trial: \$17.95. 1-Yr: \$34.95 (\$51.95-1st Class).  
A.R.C., P.O. Box 802-L15, Carlisle, MA 01741  
Phone:(508) 371-0512 VISA/MC Fax:(508) 371-7129

## SATELLITE TV

**FREE catalog** — Lowest prices worldwide. **SKYVISION**, 1012 Frontier, Fergus Falls, MN 56537. 1 (800) 334-6455. See full page ad the Shopper section.

**VIDEOCYEPHER II** descrambling manual. Schematics, video and audio. Explains DES, EPROM, CloneMaster, Pay-per-view (HBO, Cinemax, Showtime, Adult, etc.) \$16.95, \$2.00 postage. Schematics for Videocypher II Plus, \$20.00. Schematics for Videocypher II 032, \$15.00. Software to copy and alter EPROM codes, \$25.00. VCI Plus EPROM, binary and source code, \$30.00. **CABLETRONICS**, Box 30502R, Bethesda, MD 20824.

## NEW DESCRAMBLER TECHNOLOGY REVEALED

**REVEALED** Halcyon's new universal 4000 descrambler! My manuals/kits perfects all universal descramblers. Guaranteed. **SNOW**, POB 22048, Lansdowne, St. John, Canada E2K 4T7.

## BEST BY MAIL

Rates: Write National, Box 5, Sarasota, FL 34230

### BUSINESS OPPORTUNITIES

**GUARANTEED! BIG MAIL** Home Based Businesses And Opportunities. Only \$5.00: J & M SPECIALTIES, 3403 Cameron Drive, Henderson, NC 27536.

**PERSONAL COMPUTER OWNERS CAN EARN \$1000 to \$5000** monthly offering simple services part time. Free list of 100 best services. C.B.C.A.Z, PO. Box 926168, Houston, TX 77292.

**PT/FT PEOPLE** Needed To Prepare Labels At Home. Call Now 1-809-474-2836. LD Toll.

**MAKE \$500 WEEK** Buying Scrap Gold/Silver. FREE MESSAGE: (603)-645-4717.

### FINANCIAL

**WANT FINANCIAL INDEPENDENCE?** Send \$1.00: **RONNIE**, 923 Realty, Carson, CA 90745.

**INTEREST-FREE LOANS!** \$500-\$100,000 NO CREDIT CHECK 1(800)764-7259.

**HOW TO SAVE \$1,000,000.00!** FREE report. **SCREENCOM (RE)**, Box 17162, Hattiesburg, MS 39404-7162.

### OF INTEREST TO ALL

**HIGH SCHOOL DIPLOMA** At Home. Accredited, Fast, "Failure-Proof" 1-800-470-4723, American Academy, 12651 S. Dixie Highway, Miami, FL 33156.

**PROFESSIONAL SECURITY SYSTEMS.** Free catalog. Security, PO Box 2933, West Monroe, LA 71294.

**WHOLESALE SUPPLEMENTS FREE Membership** Ask For FREE Infopacket #56021. 1-800-423-8365.

**WIN CONSISTENTLY!** SLOTS, Blackjack, Craps, Bingo, Lotteries. Free Details. 1-800-448-3895.

## PLANS AND KITS

**60 SOLDERLESS Breadboard Projects** in two easy-to-read pocket books. Complete with circuit descriptions, schematics, parts layouts, component listings, etc. Both book (BP107 & BP113) only \$11.90 plus \$4.00 for shipping. USA and Canada only. US funds. **ETT, INC.**, PO Box 240, Massapequa Park, NY 11762-0240.

**SURVEILLANCE Transmitter kits**, 65 to 305 MHz. **Quick & Easy** Partially assembled units. Five minutes completion. 110-volt duplex receptacle, room battery types, and telephone. Counter-surveillance. Catalog: \$2.00. **SHEFFIELD ELECTRONICS**, PO Box 377940-C, Chicago, IL 60637-7940.

**CRYSTAL set Handbook** — Visit antiquity by building the radios your grandfather built. Assemble a "Quaker Oats" rig, wind coils that work and make it look like the 1920s! Only \$10.95 plus \$4.00 for shipping and handling. **CLAGG INC.**, PO Box 4099, Farmingdale, NY 11735. US funds only! USA and Canada — no foreign orders.

**SURVEILLANCE/Countersurveillance**, bugging/phone tapping detector, telephone/fax encryption, vehicle tracking, covert video, transmitters kit, and more... **A.B. ELECTRONICS**, 1 (800) U-ANTI-BUG.

**FIBER Optics experimenters parts, supplies and tools:** Fiber, cable, connectors, splices, detectors, lasers, kits, plans, newsletter. Send \$2.00 for catalog. **LIGHTLINE ENGINEERING**, PO Box 24, Mullica Hill, NJ 08062.

**TOO busy to design circuit, test circuit, layout PCB, make 25 PCB's and make final prototype?** For \$15.00 per component, we do all of the above. **TW ENGINEERING**, PO Box 2995, Garden Grove, CA 92642. (714) 527-2547.

## CABLE TV TURN-ON CHIPS

**SUPER Cable TV "Test Chips"**. Provides full service activation. Excellent; instructions & illustrations. Jerrold Starcom: DP(V)5..DP(V)7..DPBB7..CFT-2000 series. Pioneer: BA-5000 thru BA-6700. Scientific Atlanta: 8500 thru 8600. Tocom: 5503-VIP.5507. Zenith: ST-1000 thru ST-5000. Call now! **MASTER COMPONENTS**. 1 (800) 233-0570.

## WANTED

**WANTED:** Used BSEE course by Grantham, Cook's, etc. Reasonable. **McGLOTHLEN**, 800 Sunset, Fairfield, IA 52556.



## EDUCATION & INSTRUCTION

**ELECTRONIC engineering.** 8 volumes complete. \$109.95. No prior knowledge required. Free brochure. **BANNER TECHNICAL BOOKS**, 1203 Grant Avenue, Rockford, IL 61103.

**LEARN VCR repair.** Great profits. Home study. P.C.D.I., Atlanta, GA. Free literature. 1 (800) 362-7070 Dept. VRH342.

**LEARN PC repair-troubleshooting, servicing.** Home study. Free literature. P.C.D.I., Atlanta, GA. 1 (800) 362-7070 Dept. JJH342.

**EARN your computer diploma** in networks, programming, multimedia, systems analyst or applications. Earn cells and become certified. Software, videos, textbooks included in tuition. Free catalog. 1 (800) 9-ITS-ITS (home study).

**MICROWAVE oven manual,** to become a technician. Award winner edition. USA \$42.95, all foreign countries \$69.00. **RANDALL**, Box 2168 R, Van Nuys, CA 91404.

## INVENTIONS

**FREE invention package: DAIVSON AND ASSOCIATES** offers customized development, patenting, and licensing of new products and ideas. Proven results: 1 (800) 677-6382.

## VIDEO

**DIGITAL video stabilizer.** Restores & stabilizes the source video signal. Eliminates aut. viewing problems. Gold plated connectors. ON/OFF sw. w./B/A comparison. Free power adapter. VHS \$49.95. SVHS \$79.95. S&H \$8.00. MC, Visa, COD's additional \$4.50. **VIDEO EQUIPMENT, INC.**, 1 (800) 831-2050.

## PROGRAMMABLE LOGIC

**FPGA design kit** includes hardware, software, textbook. Low-cost way to learn modern logic design! Call **XESS CORP.**, 1 (800) 549-9377 or devb@vnet.net for details.

## CABLE TV TEST CHIPS

**R2/V5/CFT 1 wire HRC/STD w.Ch.3/4 fast turn-on.** Limited time offer. \$14.00 min. 10 pcs. Quantity discount. Call 1 (800) 831-2050.

## BUSINESS OPPORTUNITIES

**EASY work!** Excellent pay! Assemble products at home. Call toll free 1 (800) 467-5566 Ext. 5192.

**START** your own technical venture! Don Lancaster's newly updated **Incredible Secret Money Machine II** tells how. We now have autographed copies of the Guru's underground classic for \$18.50. **SYNERGETICS PRESS**, Box 809-C, Thatcher, AZ 85552. (520) 428-4073. Visa/MC.

**PERSONAL computer owners can earn** \$1,000.00 to \$5,000.00 monthly, selling simple services part time. Get free list of 100 best services. Write: **C.K.E.Z.**, PO Box 48420, Mpls., MN 55448.

## Plant Trees for America

To receive 10 free Colorado blue spruces, send a \$10 membership contribution to:

**The National Arbor Day Foundation**  
100 Arbor Avenue, Nebraska City, NE 68410



It started in America!

# The creators are the masters in manufacturing the finest video products...

You probably don't associate VCR's with American technology. Fact is, video recording has its origins in America and it was 3M that brought video recording out of the lab and into your living room. Today, 3M video tape is the choice of all the major networks. No other tape company has ever won an Oscar or an Emmy. 3M Black Watch tape follows in this tradition—service and quality go hand in hand. Here are three Black Watch products you should be using at home!

**Clean up!** With constant playing and using of degrading dry or wet cleaners, the output of your video tapes has slowly diminished to an unacceptable level and the VCR plays as if it has a head cold! The culprit is most likely clogged and dirty video and/or audio heads. The 3M Black Watch™ Head Cleaner Videocassette uses a patented magnetic tape-based cleaning formation to remove head clogging debris. No foreign substances such as cloth, plastics or messy liquids and no harsh abrasive materials are present. The cleaner's usable life is 400 cleanings or more!

It's easy to use. Place the 3M Black Watch™ Head Cleaner Videocassette in the VCR and press the Play button. A pre-recorded message will appear clearly on your screen and an audible tone is heard, telling you that the cleaning process is now completed. No guess work: you never over clean! Priced at \$19.95.

**For the VCR!** Once your VCR's record and playback heads are cured, and the unit plays like new, consider using the finest videocassette you can buy—the 3M Black Watch™ T120 Hi Pro VHS 4410 Videocassette. The 4410 is the highest performing videocassette available today for use with all standard format VHS recording hardware!

Here's what you hear and see....A sharp, clear picture—brightest ever colors—freedom from streaks, flashes and snow—outstanding high-fidelity audio reproduction—optimum camcorder performance—maintains recording integrity. 3M Black Watch™ video tape is 100% laser inspected to guarantee surface smoothness and drop-out free performance. Priced at \$8.00

**You saw it here first!** 3M Black Watch™ 0900 8mm video tape cassette loaded into your Hi Band camcorder delivers the finest picture and sound possible in the 8mm format. Extremely fine particles of pure iron alloyed with nickel and cobalt deliver a video performance exceeding 400 lines of horizontal resolution. You get the advantage of an exceptional video image with superior audio re-



**For the clearest pictures you ever record!**

production. This means your Hi 8 format camcorder will produce the best video and audio definition possible. With the 3M Black Watch™ 8mm cassette, the recording capability and performance of your camcorder will be significantly enhanced. Priced at \$14.95.

**Clagg Inc. — 3M VHS Special Offer**  
P.O. Box 4099,  
Farmingdale,  
New York 11735

Yes, I like your offer and here is my order for 3M Black Watch™ products!

- \_\_\_ 3M Black Watch™ 0900 Hi Band-120 8mm Cassette (\$14.95 each) \$ \_\_\_\_\_
- \_\_\_ 3M Black Watch™ T120 Hi Pro VHS 4410 Videocassette (\$8.00 each) \$ \_\_\_\_\_
- \_\_\_ 3M Black Watch™ Head Cleaner Videocassette (\$19.95 each) \$ \_\_\_\_\_

Shipping and handling per order \$4.00

Total Amount in U.S. Funds only \$ \_\_\_\_\_

New York residents add local sales tax. Canadians add \$6.00 per order. No foreign orders. Do not send cash.

Bill my  VISA  MasterCard

Card No. \_\_\_\_\_

Expire Date \_\_\_/\_\_\_/\_\_\_

Signature \_\_\_\_\_

Name (Please print) \_\_\_\_\_

Address \_\_\_\_\_

City \_\_\_\_\_ State \_\_\_\_\_ ZIP \_\_\_\_\_

# RETAILERS THAT SELL OUR MAGAZINE MONTHLY

## Alaska

Frigid North Co.  
1207 W. 36th Avenue  
Anchorage, AK 99503

## Alabama

Radio Distributing Supply  
121 East Broad Street  
Gadsden, AL 35903

## Arizona

Dalis Electronics  
2829 E. McDowell Road  
Phoenix, AZ 85008

## California

California Electronics  
221 N. Johnson Ave.  
El Cajon, CA 90202

Ford Electronics  
8431 Commonwealth Avenue  
Buena Park, CA 90621

All Electronics  
1498 Oxnard Street  
Van Nuys, CA 91411

Willy's Electronics  
1636 D. Avenue  
National City, CA 91950

Gateway Electronics of CA  
9222 Chesapeake Drive  
San Diego, CA 92123

Mac's Electronics  
191 South "E" Street  
San Bernardino, CA 92401

Electronics Warehouse  
2691 Main Street  
Riverside, CA 92501

Orvac Electronics  
1645 E Orangethorpe Ave.  
Fullerton, CA 92631

Sav-On Electronics  
13225 Harbor Blvd.  
Garden Grove, CA 92643

Marvac Dow Electronics  
980 S. A Street  
Oxnard, CA 93030

Kandarian Electronics  
1101 19th Street  
Bakersfield, CA 93301

Whitcomm Electronics  
105 W. Dakota #106  
Clovia, CA 93612

Marvac Dow Electronics  
265-B Reservation Road  
Marina, CA 93933

Minuteman Electronics  
37111 Post St., Suite 1  
Fremont, CA 94536

HCS Electronics  
6819 S. Redwood Drive  
Cotati, CA 94931

Halted Specialties Co.  
3500 Ryder Street  
Santa Clara, CA 95051

JDR Micro Devices  
2233 Branham Lane  
San Jose, CA 95124

Metro Electronics  
1831 J Street  
Sacramento, CA 95814

The Radio Place, Inc.  
5675-A Power Inn Road  
Sacramento, CA 95824

HSC Electronics  
4837 Amber Lane  
Sacramento, CA 95841

## Colorado

Gateway Electronics of CO  
2525 Federal Blvd.  
Denver, CO 80211

Centennial Electronics  
2324 E. Bijou  
Colorado Sps., CO 80909

## Connecticut

Signal Electronics Supply  
589 New Park Avenue  
W. Hartford, CT 06110

Electronic Service Prod.  
437 Washington Avenue  
North Haven, CT 06473

## Georgia

Norman's Electronics, Inc.  
3653 Clairmont Road  
Chamblee, GA 30341

## Illinois

Tri State Elex  
200 W. Northwest Hwy.  
Mt. Prospect, IL 60056

## Kentucky

P.I. Burks Co.  
842 S. 7th Street  
Louisville, KY 40203

## Maryland

Mark Elec. Supply Inc.  
5015 Herzel Place  
Beltsville, MD 20705

## Massachusetts

U-Do-It Electronics  
40 Franklin Street  
Needham, MA 02194

## Michigan

Purchase Radio Supply  
327 East Hoover Avenue  
Ann Arbor, MI 48104

Norwest Electronics  
43087 Plymouth Road  
Livonia, MI 48150

The Elec. Connection  
37387 Ford Road  
Westland, MI 48185

Elec. Parts Specialists  
711 Kelso Street  
Flint, MI 48506

Professional Data Corp.  
1332 US Highway 41 West  
Ishpeming, MI 49849

## Minnesota

Acme Electronics  
224 Washington Avenue N.  
Minneapolis, MN 55401

## Missouri

Gateway Electronics Of MO  
8123-25 Page Blvd.  
St. Louis, MO 63130

## Nebraska

Phil's Fun Stuff  
616 Broadway  
Imperial, NE 69033

## New Jersey

Lashen Electronics Inc.  
21 Broadway  
Denville, NJ 07834

## New York

Computrs  
7 Great Jones Street  
New York, NY 10012

Sylvan Wellington Co.  
269 Canal Street  
New York, NY 10013

Unicorn Electronics  
Valley Plaza  
Johnson City, NY 13790

## Ohio

Philcap Electronic Suppliers  
275 E. Market Street  
Akron, OH 44308

## Oregon

Norvac Electronics  
7940 SW Nimbus Avenue  
Beaverton, OR 97005

Portland Radio Supply  
234 S.E. Grand Avenue  
Portland, OR 97214

## Texas

Tanner Electronics  
1301 W. Beltline  
Carrollton, TX 75006

Mouser Electronics  
2401 Hwy. 287 N  
Mansfield, TX 76063

Electronic Parts Outlet  
17318 Highway 3  
Webster, TX 77598

## Virginia

Elec. Equipment Bank  
323 Mill Street, N.E.  
Vienna, VA 22180

Cain Electronics Co.  
1530 Ingleside Road  
Norfolk, VA 23502

## Washington

Amateur Radio Supply Co.  
5963 Corson Ave., Ste 140  
Seattle, WA 98108

## Wisconsin

Appleton Electronic Dist.  
205 W. Wis Avenue  
Appleton, WI 54911

## Wyoming

Chris Supply  
2007 S. Douglas Hwy., Ste. C  
Gillette, WY 82716

If you'd like to sell our magazine in your store,  
please circle 210 on Free Information Card.




# Electronic SHOPPER

## Paperback Books

GREAT PAPERBACKS AT SPECIAL PRICES

**COMPUTER HOBBYISTS HANDBOOK—BP251—\$8.95**


Subjects covered include microprocessors and their register sets; interfacing serial, parallel, monitor, games and MIDI ports; numbering systems, operating systems and computer graphics. While the book is aimed at the computer hobbyist, it should also prove useful to anyone who intends to use a computer to follow their interests.



**INTERNATIONAL RADIO STATIONS GUIDE—BP255—\$9.95**

Provides the casual listener, amateur radio DXer and the professional radio monitor with an essential reference work designed as a guide for the complex radio bands.

Includes coverage on Listening to Short Wave Radio, ITU Country Codes, Worldwide Radio Stations, European Long Wave and Medium Wave Stations, Broadcasts in English and more.



**Further Practical Electronics Calculations and Formulae**

I. A. WILSON



**FURTHER PRACTICAL ELECTRONICS CALCULATIONS—BP144—\$9.00**

450 pages crammed full of all the formulae you are likely to need. Covers Electricity, Electrostatics, Electromagnetism, Complex Numbers, Amplifiers, Signal Generation and Processing, Communications, Statistics, Reliability, Audio, Radio Systems, Transmission Lines, Digital Logic, Power Supplies. Then there's an appendix of Conversion Factors, Mathematical Formulae and more.



**WIRELESS & ELECTRICAL CYCLOPEDIA—ETT1—\$5.75**

A slice of history. This early electronics catalog was issued in 1918. It consists of 176 pages that document the early history of electricity, radio and electronics. It was the "bible" of the electrical experimenter of the period. Take a look at history and see how far we have come. And by the way, don't try to order any of the merchandise shown, it's unlikely that it will be available. And if it is, the prices will be many times higher.

**ELECTRONIC TECHNOLOGY TODAY INC.**  
P.O. Box 240, Massapequa Park, NY 11762-0240

Name \_\_\_\_\_  
Address \_\_\_\_\_  
City \_\_\_\_\_ State \_\_\_\_\_ Zip \_\_\_\_\_

EN795

**SHIPPING CHARGES IN USA AND CANADA**

\$0.01 to \$5.00	.....	\$1.50
\$5.01 to \$10.00	.....	\$2.50
\$10.01 to \$20.00	.....	\$3.50
\$20.01 to \$30.00	.....	\$4.50
\$30.01 to \$40.00	.....	\$5.50
\$40.01 to \$50.00	.....	\$6.50
\$50.01 and above	.....	\$8.00

**SORRY No orders accepted outside of USA & Canada**

Total price of merchandise	.....	\$ _____
Shipping (see chart)	.....	\$ _____
<b>Subtotal</b>	.....	\$ _____
Sales Tax (NYS only)	.....	\$ _____
<b>Total Enclosed</b>	.....	\$ _____

All payments must be in U.S. funds

Number of books ordered


# ALL ELECTRONICS CORP.

QUALITY PARTS • DISCOUNT PRICES • FAST SERVICE • HUGE SELECTION

## COMMUNICATIONS SPEAKER

**SPECIAL PURCHASE**

Improve and amplify the sound quality of most hand-held and mobile transceivers. This extension speaker for Ham, CB, marine or business communications improves clarity in noisy environments. Black case, grill and adjustable mounting bracket. 6 foot cord with 3.5mm mini-phone plug. 2.78" X 2.6" X 2.1" deep.



**\$6<sup>00</sup>** each  
CAT# SH-3

## A.C. LINE CORDS

### 6 INCH IEC POWER CORD



That's right! 6 inch... Standard 3 prong grounded male one end and 3 prong IEC receptacle on other end. CSA listed.

**2 for \$1<sup>00</sup>** Large quantity available.  
CAT # LCAC-36

10 for \$4.50 • 100 for \$35.00

### 6 FOOT IEC (SPH-386) CORD



6' BLACK 18/3 IEC female one end, standard grounded three prong male on other end.

CAT# LCAC-60 **\$3<sup>00</sup>** each

### ROUND 4' BLACK 16/3 CORD



0.32" od, SJT insulation. Standard 3 prong grounded plug one end, molded strain relief on other end. Pigtail leads. CSA listed.

Large quantity available  
CAT # LCAC-35 **\$1<sup>75</sup>** each

100 for \$150.00

## 7.2 Volt, 1000 mAh NICKEL-CAD PACK

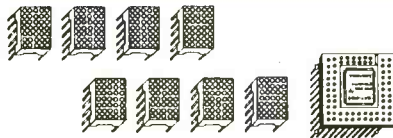


Brand new rechargeable nickel-cadmium battery pack fits Olympus and other camcorders. Originally sold for over \$35.00.

**\$5<sup>50</sup>** each

CAT# NCB-72

## MATRIX DISPLAYS WITH SMART DRIVER



Hewlett Packard# HDSP-L203 Eight 5 X 7, 0.68" high LED dot matrix displays along with one PGA-type smart driver. The driver can decode 128 ASCII characters which are permanently stored in ROM. In addition, 16 programmable symbols may be stored in on-board RAM. The IC is designed for standard microprocessor interface techniques and is accessed through a bi-directional eight-bit data bus. Operates on 5 Vdc. Spec./hook-up sheets included.

**\$7<sup>50</sup>** each

CAT# AND-203L

## JUMBO LEDs

Liton # LTL 327C - 8MM Ideal for eye-catching indicators and displays. A recent quantity purchase of these BIG, 8mm diameter, red diffused LEDs enables us to provide some very special pricing. The leads on these devices are 0.325" long, with plenty of room for soldering.

**5 for \$1<sup>00</sup>** CAT# LED-23  
100 for \$ 15.00  
1000 for \$ 120.00

## MOISTURE RESISTANT D.P.D.T SWITCH

REDUCED PRICE!



Augat/Alcoswitch # MPE206N Miniature DPDT, push/on push/off switch. Splashproof: O-ring on shoulder and inside movable shaft provides moisture seal. Rated 6 amps @ 125 Vac. RED 0.4" dia. cap. 0.25" diameter threaded bushing. 0.8" behind panel depth. Solder lug terminals. UL and CSA listed.

CAT # MPB-20

**\$1<sup>75</sup>** each

25 for \$37.50 (\$1.50 each)

## MINIATURE TOGGLE

### D.P.D.T. (ON-ON)

ALCOSWITCH # MTM206NPC Short bat handle, 0.25" long. PC terminals.

CAT# MTS-82PC **\$1<sup>25</sup>** each

25 for \$25.00 • 100 for \$90.00

### S.P.D.T. (ON-OFF-ON) MOMENTARY ONE DIRECTION

ALCOSWITCH # MTG106H Standard toggle handle and 15/32" diameter bushing with miniature body. Rated 5 amps @ 125 vac. Center-off, momentary "on" in one direction.

**\$1<sup>50</sup>** each CAT# STS-41  
25 for \$ 31.25

### S.P.D.T (ON-ON) LOCKING TOGGLE

ALCOSWITCH #AL0LKWB Locking toggle handle prevents accidental switching. Wirewrap pins.

**\$1<sup>50</sup>** each CAT # MTS-43  
25 for \$ 21.25

MANUFACTURERS - We Purchase EXCESS INVENTORIES... Call, Write or Fax YOUR LIST.

CALL, WRITE or FAX For A Free 64 Page CATALOG.

Outside the U.S.A. send \$2.00 postage.

ORDER TOLL FREE **1-800-826-5432**

NO MINIMUM ORDER • All Orders Can Be Charged to Visa, Mastercard or Discover • Checks and Money Orders Accepted by Mail • Orders Delivered in the State of California must include California State Sales Tax • NO C.O.D • Shipping and Handling \$5.00 per order for the 48 Continental United States - ALL OTHERS including Alaska, Hawaii, P.R. and Canada Must Pay Full Shipping • Quantities Limited • Prices Subject to change without notice.

CIRCLE 214 ON FREE INFORMATION CARD




# ALL ELECTRONICS CORP.

SELLING ELECTRONIC PARTS AND SUPPLIES SINCE 1967

## "HI-8" VIDEO CASSETTE (USED)

SONY Hi-8 T-120 Top quality, metal particle 120 minute video cassettes. Used for a short time, then bulk-erased, each cassette has its own plastic storage box. Satisfaction Guaranteed.



**\$3.00** each

CAT# VCU-8

10 for \$28.00 • 100 for \$250.00

## PLASTIC ENCASED PIEZO ELEMENT



1.72" DIA. X 0.53"

Kyocera # KBT-44SB-1A  
1.0 KHz. 75 db min. @ 10 V p-p  
Louder than non-encased piezo

elements. Requires an external signal to produce a sound.

CAT# PE-26

**75¢** each

10 for \$6.50 • 100 for \$50.00

## 5 WAY MULTI-POINT TEST LEADS



High quality, flexible, cloth covered red and black test leads with telecom industry standard 5 way

multipoint test clips on one end and spade lugs on the other end. 5 ways to connect clips: 1) U-shaped nose for qc terminals; 2) Notched jaw for gripping screws, wires or terminals; 3) Serrated teeth for threaded or wire wrap terminals; 4) Cluster of small needles for piercing small gauge wires; 5) Large piercing needle for piercing larger wires. 4 feet long. At one end of the cord is a 1500 ohm resistor that can be switched in and out of circuit.

CAT# TL-200

**\$3.50** per set

## 6 FOOT VIDEO HOOK-UP CABLE



High quality 6' video patch cables. Belden # 9104 "Duobond" dual shielded RG-59 cable with heavy-duty F connectors hex-crimped onto each end. Large quantity available.

CAT# VHU-6S

**\$1.00** each

10 for \$7.50  
100 for \$60.00

## REFLECTIVE OPTO SENSOR

SHARP # 2L01  
0.75" mounting centers.

**75¢**



CAT# OSR-9

## OPTO SENSOR



SHARP # GP152  
0.12" gap.


CAT# OSU-23

**2 FOR \$1.00**

## GREAT DEAL! SURFACE MOUNT SPEAKERS



These surface mount speakers were designed for use with car stereo, but they will work as well, or better as intercom or



communications speakers in your home or workshop. 4", 4 ohm, speakers mounted in an unbreakable black plastic, slant-faced enclosure. They are rated 5 watts. Enclosure measures 4.82" X 4.5" X 2.45".

CAT# SK-411

**\$3.75** per pair

## 9 VOLT 60 MA SOLAR PANEL



These 6" X 6" glass enclosed photovoltaic panels produce 9 Vdc at 60 ma. Ideal for charging batteries and powering small devices. Put two or more together for more current and voltage. Includes hook-up instructions.

CAT# SPL-960

**\$5.25** each

## MINI 12 Vdc COOLING FAN



Delta "Quietek" # SB0412M  
12 Vdc, 0.12 amp mini cooling fan. 0.57" (40mm) square X 0.79" thick. 12" long pigtail leads. Ideal for cooling CPUs and small switching supplies. Moves a lot of air for its size.

CAT# CF-22

**\$7.50** each

## 12 VOLT FLUORESCENT LIGHT STICK

12 volt, 8 watt fluorescent tube with cigarette lighter plug and alligator clips for running on 12 volt DC power. Comes with handy floor stand and hook for hands free operation. Lamp is protected by clear plastic housing. 15' cord. Ideal for emergency road repairs, working in a garage or outdoor lighting.

CAT #  
FL-1

**\$8.50** each



MANUFACTURERS - We Purchase EXCESS INVENTORIES... Call, Write or Fax YOUR LIST.

FAX (818) 781-2653 • INFORMATION (818) 904-0524

MAIL ORDERS TO:  
**ALL ELECTRONICS CORP.**  
P.O. BOX 567  
VAN NUYS, CA 91408-0567



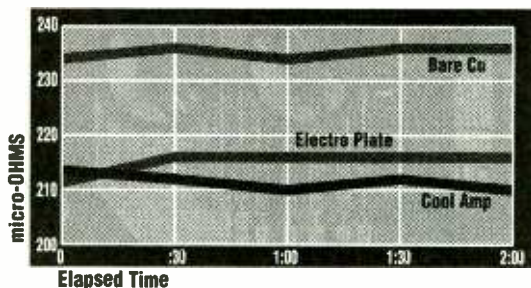
Visa, Mastercard, Discover,  
checks, Money Orders  
Accepted On All Orders

RETAIL STORES  
LOCATED IN  
Los Angeles  
and Van Nuys  
CALIFORNIA

# In recent independent tests Cool-Amp is proven better than electroplating.

(For 50 years we've said Cool-Amp is "equal to" electroplating in performance. It is better.)

## Cool-Amp




### From the report:

"...compare the conducting properties of Cool-Amp silver plating compound with factory silver electro-plated bus and bare copper bus.

"The test results indicated that the contact resistance of the Cool-Amp plated bus connection was slightly lower than that of the electro-plated bus connection and much lower than that of the bare copper bus connection. The final temperature at temperature equilibrium of the bus connection employing Cool-Amp was slightly lower than that of the electro-plated bus connection and the bare copper bus connection..."

## Conducto-Lube



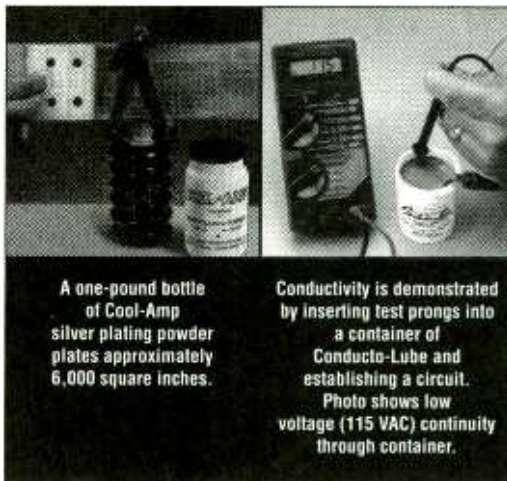
### From the report:

"...compare the conducting properties of Conducto-Lube lubricant with factory lubrication and non-lubricated connections on an air switch. Identical test setups and procedures were used for each test so that comparative data could be collected and the relative performance of each type of connection could be quantified.

"The test results indicated that the contact resistance of the switch employing Conducto-Lube was generally lower than that of the factory lubricated switch and the switch that used no lubricant."

### Cool-Amp How it works:

- Applies *on the job*. Application is simple. Yet Cool-Amp adheres permanently. As tests show, it is better than electroplating.
- Minimizes overheating and power loss by silver plating high amperage connections.
- Saves time, reduces maintenance. Cool-Amp is so simple to apply on the job. It assures maximum conductivity for copper, brass, or bronze contacts and prevents losses due to oxidation.



A one-pound bottle of Cool-Amp silver plating powder plates approximately 6,000 square inches.

Conductivity is demonstrated by inserting test prongs into a container of Conducto-Lube and establishing a circuit. Photo shows low voltage (115 VAC) continuity through container.

### Conducto-Lube How it works:

- This is *the* conductive lubricant; highly conductive because it contains pure silver.
- Originally developed to lubricate switches, to the point tension can be adjusted to factory specs allowing full rated capacity of the switch to be maintained at all times.
- Uses have continued to expand—from switches and breakers—to any application where a conductive lubricant is needed.

\*Various tests were performed on both products in the Electro-Test, Inc. facilities in Portland, Oregon during January-March, 1994. Evaluation of plating thickness of Cool-Amp was performed by Surface Science Laboratories of Mountain View, California.

**COOL-AMP**

*Conducto-Lube*

### Cool-Amp Conducto-Lube Company

15834 Upper Boones Ferry Road  
Lake Oswego, Oregon 97035  
Order factory direct:  
503/624-6426, Fax 503/624-6436



# WE HAVE WHAT YOU WANT AND MORE !!!

## Descramblers

Stealth 1000	\$49	TNT	\$45
Stealth P-80	\$65	M-80	\$65
TVT-3G	\$42	PIO-6300	\$69
Mini TVT-3G	\$42	PIO+	\$69



## Timeless Products \$59

TPI-550 PC  
Parental Lockout

STD/HRC Switchable  
Channel 3 Output

Available with Built-in Stealth **\$125**

## Panasonic \$69

TZ-PC 1453-G2  
Parental Lockout  
Channel 3 Output

STD/HRC Switchable  
Sleep Timer



## Millenium 3 \$59



Parental Lockout  
STD/HRC Switchable

Channel 3/4 Switchable  
Output



All prices are for 10 pieces, subject to change without notice. Some quantities may be limited. 30-Day Money Back Guarantee. One year parts and labor warranty.

# HIGHLANDER

## 1-800-854-7119

6325-9 Falls of the Neuse Road, Raleigh, NC 27615  
Mon-Fri 10-7 EST; Sat 10-3 EST-FAX 1-800-854-7118

CIRCLE 290 ON FREE INFORMATION CARD

www.americanradiohistory.com



# AMAZING Electronic and Scientific Products


## Mystery Levitating Device!

Remember War of the World? Objects float in air and move to the touch. Defies gravity, amazing gift, conversation piece, magic trick or great science project.

ANT1K Easy to Assemble Kit / Plans ..... \$19.50



## Laser Ray Gun



**DANGER**

VISIBLE LASER RADIATION  
AVOID EYE OR SKIN EXPOSURE  
TO DIRECT OR SCATTERED RADIATION  
CLASS II LASER PRODUCT

Advanced project produces a burst of light energy capable of burning holes in most materials. Hand-held device uses rechargeable batteries. 500 joules of flash energy excite either a neodymium glass, yag or other suitable 3" laser rod. This is a dangerous CLASS IV project (individual parts/assemblies available). LAGUN1 Plans ..... \$20.00  
LAGUN1K Kit / Plans ..... Price on Request

## Extended Play



## Telephone Recording System

READY TO USE! Automatically controls and records on our X-4 extended play recorder, taping both sides of a telephone conversation. Intended for order entry verification. Check your local laws as some states may require an alerting beeper. TAP20X Ready to Use System ..... \$129.50



## Shocker Force Field/ Vehicle Electrifier

Neat little device allows you to make hand and shock balls, shock wands and electrify objects, charge capacitors. Great payback for those wise guys who have wronged you!  
SHK1KM Easy to Assemble Electronic Kit ..... \$24.50



## Electric Charge Gun

All New Technology!



Stuns/immobilizes attackers up to 15 feet away!  
• Legal in most state (not in NY, NJ, MA, WI) • More knock-down power than most handguns • No permanent injury • ID coded • Free 80KV stun gun with every purchase.

ECG1 Data Packet, Creditable toward purchase ..... \$10.00  
ECG10 Charge Gun, Ready to Use, w/Free 80KV Gun \$249.50

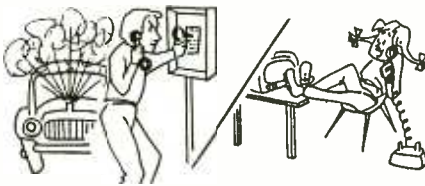
## Homing / Tracking Transmitter

Beeper device, 3 mile range.  
HOD1 Plans ..... \$10.00 HOD1K Kit / Plans ..... \$49.50

## Listen Through Walls, Floors

Highly sensitive stethoscope mike.  
STETH1 Plans ..... \$8.00 STETH1K Kit/Plans ..... \$44.50

## Infinity Transmitter ++



## Telephone Line Grabber/ Room Monitor / Controller

All New - The Ultimate in Home/Office Security & Safety! Simple to use! Call your home or office, push a secret tone on your telephone keypad to access: • On premises sounds and voices • Ongoing phone conversation w/break-in capability • Up to 10 external electrical functions, lights, TV, alarms, coffee pots, heater, etc. CAUTION! Check legality with your state's attorney general's office before use for monitoring of voices.


TELECOM2 Kit, includes PC Board ..... \$149.50  
TELECOM2 Ready to Use ..... \$199.50

## Visible Beam Laser

Easy to build, RED Beam, visible for miles. Use for light shows, window bounce holography, cloud illumination and much more! LAS1KM Kit w/1mw Laser Tube, Class II ..... \$69.50  
LAS3KM Kit w/2.5mw Laser Tube, Class IIIA ..... \$99.50

## Life is Precious - Protect It!

Hard hitting 200,000 volts of crackling, sizzling plasma. Stuns and immobilizes most attackers  
STUN40 Ready to Use ..... \$69.50  
STUN10 Smaller Unit ..... \$39.50



## Ion Ray Gun

Projects charged ions that induce shocks in people and objects without any connection! Great science project as well as a high tech party prank. IOG3 Plans ..... \$8.00  
IOG3K Kit/Plans ..... \$69.50

## Invisible Pain Field Generator

Shirt pocket size electronic device produces time variant complex shock waves of intense directional acoustic energy, capable of warding off aggressive animals, etc.  
IPG7 Plans ..... \$8.00 IPG7K Kit/Plans ..... \$49.50  
IPG70 Assembled ..... \$74.50



## 1000 Ft++ Potato Cannon

NOT A TOY. Uses electronic or piezo ignition. CAUTION REQUIRED!  
POT1 Plans ..... \$10.00  
(Dangerous Product).....\$10.00

## FireBall Gun

Shoots flaming ball - two shot capacity  
Great for special effects and remote fire starting. CAUTION REQUIRED!  
FIREBALL Plans (Dangerous Product).....\$10.00



## TV & FM Joker / Jammer

Shirt pocket device allows you to totally control and remotely disrupt TV or radio reception. Great gag to play on family or friends. Discretion required.

EJK1KM Easy to Assemble Electronic Kit ..... \$24.50

## ATTENTION: High Voltage Fans!

4,000 volts in the palm of your hand! Experiment with anti-gravity, hovercraft, ion guns, force fields, plasma guns, shock devices, wireless energy and electrical pyrotechnics. Input: 9-14VDC.  
MINMAX4 Ready to Use ..... \$19.50



## "Laser Bounce" Listener System

NEW - Latest Technology! Allows you to hear sounds from a premises without gaining access. Aim at room window and listen to sounds from within via reflected laser light. Not for illegal use. Requires video tripods.

LWB3K 5mw Laser and Receiver Kit ..... \$149.50  
LWB30 Ready to Use, Includes Laser Gun Sight ..... \$199.50

## 5mw Visible Red Pocket Laser

Utilizes our touch power control!  
VRL5KM Kit / Plans ..... \$74.50



## Electronic Hypnotism

Puts subjects under control using highly effective electronic stimuli. Intended for parties and entertainment but must be used with caution. Includes valuable text book reference and plans.  
EH2 Plans and Text Book ..... \$19.50

## Automotive NEON!



Easy-to-Install  
4-Tube Kit  
for Cars, Trucks, Vans!  
Available in Pink, Purple, Blue or Green  
- please specify color when ordering.  
RG4K (Specify Color) ..... \$129.50



Flash-To-Music Option for above kit FMU1 ..... \$29.50  
License Frame Kit (Specify Color) LIC1K ..... \$24.50

## 3 MI FM

## Wireless Microphone

Subminiature! Crystal clear, ultra sensitive pickup transmits voices and sounds to FM radio. Excellent for security, monitoring of children or invalids. Become the neighborhood disk jockey!  
FMV1 Plans ..... \$7.00 FMV1K Kit and Plans ..... \$39.50



## Telephone Transmitter - 3 MI

Automatically transmits both sides of a telephone conversation to an FM radio. • Tunable Frequency • Undetectable on Phone • Easy to Build and Use • Up to 3 Mile Range • Only transmits during phone use. VWPMTK Plans ..... \$7.00  
VWPMTK Kit/Plans ..... \$39.50

**INFORMATION UNLIMITED**

Dept ENS18, Box 716, Amherst, NH 03031

Phone: 603-673-4730 FAX 603-672-5406

MC, VISA, COB, Checks accepted! Please add \$5.00 Shipping & Handling

**CATALOG**  
With many more items!  
Free with Order or send \$1 P&H

Order by Mail or by 24 Hour Orders-Only Phone  
**800-221-1705**



# DALBANI

The ultimate saving source

Please mention this **CODE RE06** (Excluding Alaska, Hawaii, & P.R.) when ordering  
**SHIP UP TO 5 lb. FOR ONLY \$3.95/ 2nd DAY AIR**  
**Call 1-800-325-2264**

**\$20.00**  
**MINIMUM ORDER**  
  
 Prices are valid until July 31/95  
 While Supplies Last

## VCR ALIGNMENT TOOL KIT

- 7 Assorted head & guide aligners
- VCR Head puller
- Retaining ring remover
- Spring hook
- Micro screwdriver
- Hex key set
- Fitted vinyl
- Soft zippered case
- 3 Reversible screwdrivers (Small-Flat-Phillips)
- Dimensions: 9 1/2"(W) X 12 1/4"(L)



**\$29.95**

Order N° 50-888

## VCR HEADS

Order N°			
24-3350	DAEWOO	975A215400	\$16.50
24-2800	FUNAI	805901-05	16.50
24-0150	GOLDSTAR	413050A	14.99
24-2475	GOLDSTAR	513209C	19.00
24-0275	HITACHI	545-7952/9781	16.50
24-0350	HITACHI	545-8321	35.00
24-0475	JVC	PU-20850C	28.50
24-0550	JVC	PQ-20014-B	32.50
24-2550	JVC	PDM2008A	14.99
24-1750	ORION	159D00002	16.50
24-0650	PANASONIC	VEH-0116	15.00
24-0775	PANASONIC	VEHS-0095	14.99
24-0800	PANASONIC	VEHS-0115	14.99
24-0900	PANASONIC	VEHS-0385/0191	14.99
24-1075	PANASONIC	VEHS-0015	30.00
24-1200	PANASONIC	VEHS-0077	28.00
24-1375	PANASONIC	VEHS-0146	28.00
24-3900	PANASONIC	VEHS-0495	41.95
24-2000	SAMSUNG	6900-370-011	14.99
24-1950	SHARP	DDRMU0002HE21	16.50
24-2625	SHARP	DDRMU0004E10	35.00
24-2100	SONY	DRS84R	14.99
24-2300	TOSHIBA	70321991	14.99

## VIDEO HEAD TESTER

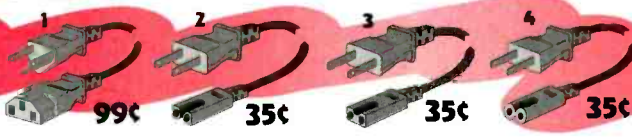
To determine whether a video head is in good condition by detecting the wear state of the video head and indicating it on the meter. This will serve as a tentative guidance for confirming the wear state of the video head. (Dim: 4.7"X5.5"X1.2"D)



**\$39.50**  
 Order N° 50-777

## CABLES 6 feet long

- | Order N° |                 |  |  |
|----------|-----------------|--|--|
| 17-1298  | 3 Prong AC cord |  |  |
| 17-1299  | SONY Type       |  |  |
| 17-1297  | Panasonic Type  |  |  |
| 17-1460  | Universal Type  |  |  |



99c

35c

35c

35c

## SPLITTERS

- Zinc die cast • UHF/VHF/FM  
 Order N° • 75Ω • 5-900 MHz
- A ... 55-610 ..... 2Way
  - B ... 55-640 ..... 3Way
  - C ... 55-670 ..... 4Way



39c

50c

69c

## UNIVERSAL AC/DC CONVERTERS

- Multi-Output AC/DC Wall Outlet Adaptor
- Order N°
- 40-001 (1.5, 3, 4.5, 6, 7.5, 9, 12V DC)
- 40-002 (3, 4.5, 6, 7.5, 9, 12V DC)
- 40-003 (3, 4.5, 6, 7.5, 9, 12V DC)
- LED power indicator
- Polarity Reversing Switch
- Switchable 110/220VAC 50/60 Hz
- 6' Molded Cable with Multi-connector



Minimum 5 pieces (No Mixing Please)

Order n°	Specs	Now
40-001	18W - 1000mA	\$2.75
40-002	9W - 500mA	2.25
40-003	5W - 300mA	1.99



Please mention this **CODE RE06** when ordering

4225 N.W. 72nd Ave. • Miami • Florida • 33166  
 Tel: (305) 716-1016 • Fax: (305) 594-6588

We carry over 14,000 original Semi-conductors & many other electronic parts

## SEMICONDUCTORS

**29c**  
 Minimum 10 pieces per item

### Low Frequency Power Transistors

- (AF driver, V<sub>CEO</sub> : 180V, 1.5A, 100 hFE)
- BD-135 (NPN-Si) Repl. ECG : 373  
 BD-136 (PNP-Si) Repl. ECG : 374

### (Voltage Regulators) Item No.

- 7805 (Pos VR, 5V, 1A) ..... 960  
 7806 (Pos VR, 6V, 1A) ..... 962  
 7809 (Pos VR, 9V, 1A) ..... 1910  
 7812 (Pos VR, 12V, 1A) ..... 966  
 7818 (Pos VR, 18V, 1A) ..... 958  
 7824 (Pos VR, 24V, 1A) ..... 972  
 7905 (Neg VR, 5V, 1A) ..... 961  
 7906 (Neg VR, 6V, 1A) ..... 963  
 7912 (Neg VR, 12V, 1A) ..... 967  
 7915 (Neg VR, 15V, 1A) ..... 969  
 7918 (Neg VR, 18V, 1A) ..... 959  
 7924 (Neg VR, 24V, 1A) ..... 971



## ROCK BOTTOM PRICES ON POPULAR SEMI'S (Minimum 10 pieces per item)

BU-208	\$1.49	2SD-1398	1.49	STK-4273	6.49
2N-3055	0.99	2SD-1426	1.69	STK-5481	7.99
2N-3773	1.49	2SD-1427	2.25	TA-7777	6.95
2SD-871	2.29	2SD-1650	1.69	TDA-2005	1.99

## CONNECTORS

- F Male for RG 59/U Cable** 4c  
 • 1/4" ring included  
 Order N° 15-0459  
 Minimum 100 pieces



## D Sub Connector

- 22c**  
 • 25 Pins • Solder Type  
 Order N°15-0976 ----Male  
 Order N°15-0973 ----Female  
 Minimum 10 pieces per item



## Dual RCA Plugs

- Minimum 10 pieces per item
- |        |       |        |
|--------|-------|--------|
| 17-130 | 3 ft  | 39c    |
| 17-135 | 6 ft  | 49c    |
| 17-140 | 10 ft | 70c    |
| 17-145 | 15 ft | 89c    |
| 17-155 | 25 ft | \$1.10 |



## UHF/VHF/FM

- Indoor usage
  - 75-300 Ω
- Order N° 55-120  
 Minimum 10 pieces



## Matching Transformers

- F-59 push on to twin lead • 4-ft cable w/F-59 Conn.
  - 75-300 Ω
  - VHF
- Order N° 55-170  
 Minimum 10 pieces



## 3' TEST TIP TO BANANA PLUGS

- Black and Red set
- Minimum 10 Pieces  
 Order N° 56-1006




## UNIVERSAL DUAL TV ANTENNA

- 5 sections • 9 1/2" collapsed • 39" extended
- Order N° 58-205 Minimum 10 pieces



## 10 COLOR CODED LEADS HEAVY DUTY

- 10 Total Leads 2 each Black, Green, Red, Yellow, White
  - 11" Long Wire Lead
  - Insulated 1 1/2" Alligator Clips
  - 20 Gauge Wire Size Minimum 5 pieces
- Order N° 56-500  
**\$1.49**



## 6 OUTLETS POWER STRIP

- A.C. 125Volt, 15 Amp.(4 feet Cord)
  - Lighted Switch
  - Reset Circuit Breaker
- Minimum 2 pieces  
 Order N° 40-029



## INDOOR TV ANTENNA

- UHF / VHF / FM • 10" metal dish
  - Antenna Length 37" extended
  - Tuning / Rotator Knobs
  - Base dimensions ( 6 3/4" X 9" )
  - Order N° 58-1025 "Ivory Color"
  - Order N° 58-1059 "Black Color"
- Minimum 2 pieces per item **\$6.99**



CIRCLE 234 ON FREE INFORMATION CARD

www.americanradiohistory.com

Tel: (305) 974-6864  
Fax: (305) 974-6818

# Gateway Products Corp.

Please mail orders to:  
P. O. Box: 63-6397  
Margate, FL 33093

**POPULAR I.C.s**

LM324.....45¢  
LM339.....45¢  
LM358.....45¢  
NE555.....40¢  
NE556.....45¢  
LM741.....45¢

Deal 'U3': 12 pcs total,  
(2pcs of each).....\$5.00

**POPULAR CMOS**

CD4001B.....25¢  
CD4011B.....25¢  
CD4013B.....35¢  
CD4017B.....35¢  
CD4028B.....35¢  
CD4066B.....35¢  
CD4069B.....35¢

Deal 'V2': 14 pcs total,  
(2pcs of each).....\$4.00

**1 AMP SCHOTTKY**

1N5817.....1A/20V...20¢  
1N5818.....1A/30V...23¢  
1N5819.....1A/40V...24¢

Deal 'Y4': 9 pcs total,  
(3pcs of each).....\$2.00

**Germanium Diodes**

1N34A.....12¢  
1N60.....12¢  
1N270.....18¢

Deal 'G5': 18 pcs total,  
(6pcs of each).....\$2.50

**5mm (T1 3/4)**  
Diffused LEDs

Red.....7¢  
Green.....8¢  
Yellow.....9¢

Deal 'L3': 30 pcs total,  
(10pcs of each).....\$2.50

**3mm (T1)**  
Diffused LEDs

Red.....7¢  
Green.....8¢  
Yellow.....9¢

Deal 'L6': 30 pcs total,  
(10pcs of each).....\$2.50

**RADIAL 'LYTICS'**

1uF/50V.....5¢  
2.2uF/50V.....5¢  
3.3uF/50V.....5¢  
4.7uF/50V.....5¢  
10uF/50V.....6¢  
22uF/50V.....7¢  
33uF/50V.....8¢  
47uF/50V.....9¢

Deal 'A2': 40 pcs total,  
(5pcs of each).....\$3.00

**Voltage Regulators**

7805.....47¢  
7808.....47¢  
7812.....47¢  
7815.....47¢  
7818.....47¢  
7824.....47¢  
7905.....50¢  
7908.....50¢  
7912.....50¢  
7915.....50¢  
LM317T.....80¢

Deal 'J1': 10pcs (Sea of  
78L05 & 78L12).....\$3.50

**3 AMP SCHOTTKY**

1N5820.....3A/20V...32¢  
1N5821.....3A/30V...36¢  
1N5822.....3A/40V...40¢

Deal 'Y9': 9 pcs total,  
(3pcs of each).....\$3.00

**TRANSISTORS**

PN2222A.....6¢  
PN2907A.....6¢  
2N3904.....6¢  
2N3906.....6¢  
2N4401.....6¢  
2N4403.....6¢

Deal 'N8': 60 pcs total,  
(10pcs of each).....\$3.50

**CERAMIC DISC**  
(All caps rated 50V)

10pF.....5¢  
22pF.....5¢  
27pF.....5¢  
33pF.....5¢  
47pF.....5¢  
100pF.....5¢  
150pF.....5¢  
220pF.....5¢

Deal 'R4': 40 pcs total,  
(5pcs of each).....\$2.50

**More Ceramic Caps**  
(All caps rated 50V)

270pF.....5¢  
330pF.....5¢  
470pF.....5¢  
.001uF.....5¢  
.01uF.....5¢  
.022uF.....5¢  
.047uF.....6¢  
.1uF.....6¢

Deal 'R7': 40 pcs total,  
(5pcs of each).....\$2.50

**RADIAL 'LYTICS'**

10uF/25V.....5¢  
22uF/25V.....5¢  
33uF/25V.....6¢  
47uF/25V.....7¢  
100uF/25V.....8¢  
220uF/25V.....9¢  
330uF/25V.....10¢  
470uF/25V.....11¢

Deal 'A7': 40 pcs total,  
(5pcs of each).....\$4.00

**1 W ZENER DIODE**

1N4728A.....3.3V...6¢  
1N4733A.....5.1V...6¢  
1N4739A.....9.1V...6¢  
1N4742A.....12V...6¢  
1N4744A.....15V...6¢  
1N4746A.....18V...6¢

Deal 'Z5': 30 pcs total,  
(5pcs of each).....\$2.00

**DIODES**

1N914.....3¢  
1N4148.....2¢  
1N4001.....1A/50V...3¢  
1N4004.....1A/400V...4¢  
1N4007.....1A/1kV...5¢

Deal 'P7': 50 pcs total,  
(10pcs of each).....\$2.00

**More Transistors**

2N2222A.....30¢  
2N4124.....8¢  
2N4126.....8¢  
2N5401.....12¢  
MPSA05.....9¢  
MPSA13.....14¢  
MPSA27.....14¢  
MPSA42.....12¢  
MPSA56.....10¢  
MPSA92.....10¢  
MPSH10.....10¢  
2N3055.....52¢

**TANTALUM CAPS**

1uF/35V.....18¢  
2.2uF/35V.....20¢  
10uF/35V.....35¢

Deal 'T6': 15 pcs total,  
(5pcs of each).....\$3.50

**MONO CAPS.....6¢ea**

.01uF/50V......047uF/50V  
.022uF/50V......1uF/50V

Deal 'B5': 40 pcs total,  
(10pcs of each).....\$2.50

**SOLDER ROLL**

SN63/37  
.032" dia  
1 Lb Roll  
**\$6.50**

**POWER DIODES**

1N5401.....3A/100V...7¢  
1N5404.....3A/400V...8¢  
1N5408.....3A/1kV...9¢  
6A10.....6A/100V...20¢  
6A100.....6A/1kV...30¢

Deal 'H8': 25 pcs total,  
(5pcs of each).....\$3.00

**POWER DIODES**

1N5401.....3A/100V...7¢  
1N5404.....3A/400V...8¢  
1N5408.....3A/1kV...9¢  
6A10.....6A/100V...20¢  
6A100.....6A/1kV...30¢

Deal 'H8': 25 pcs total,  
(5pcs of each).....\$3.00

**Toggle Switches**  
Miniature size  
1/4" Panel hole



on-on.....SPDT.....56¢  
on-off-on.....SPDT.....62¢  
on-on.....DPDT.....68¢  
on-off-on.....DPDT.....85¢

Deal 'S3': 8 pcs total,  
(2pcs of each).....\$5.00

**1/4W 5% Resistors**

10, 47, 100, 470, 1K, 4.7K

Deal 'W2': 120pcs total,  
(20 of ea above).....\$2.50

  \$10.00 minimum order. We accept VISA, MC, MO, Check, C.O.D.-Cash. Please add \$4.00 for shipping & handling (foreign addresses: \$8). C.O.D. charge is \$5.00. Florida addresses add 6% sales tax. Hours: 9AM to 5PM. All premium quality parts. Send for your free Catalog.

CIRCLE 289 ON FREE INFORMATION CARD

## MEMBRANE SWITCH KITS!

These highly durable water resistant flat-panel keypads can be assembled in minutes with YOUR legend! Available in 4, 12, 16, 24 & 40 Key models. Steel "clickdomes" optional. Connector and bezel included.



4 key DSK-4 \$8.75

12 key DSK-12  
\$12.75

MANY LAYOUTS AVAILABLE  
**INDUSTRIAL GRADE!**



MAKE YOUR OWN LEGEND!

Call for free brochure:

Sil-Walker 880 Calle Plano, Unit N  
Camarillo, CA 93012  
(805) 389-8100 FAX (805) 484-3311

VISA / MASTERCARD



# CircuitMaker® vs. Electronics Workbench®

## A NEW STANDARD HAS BEEN SET!

### State-Of-The-Art Analog Simulation

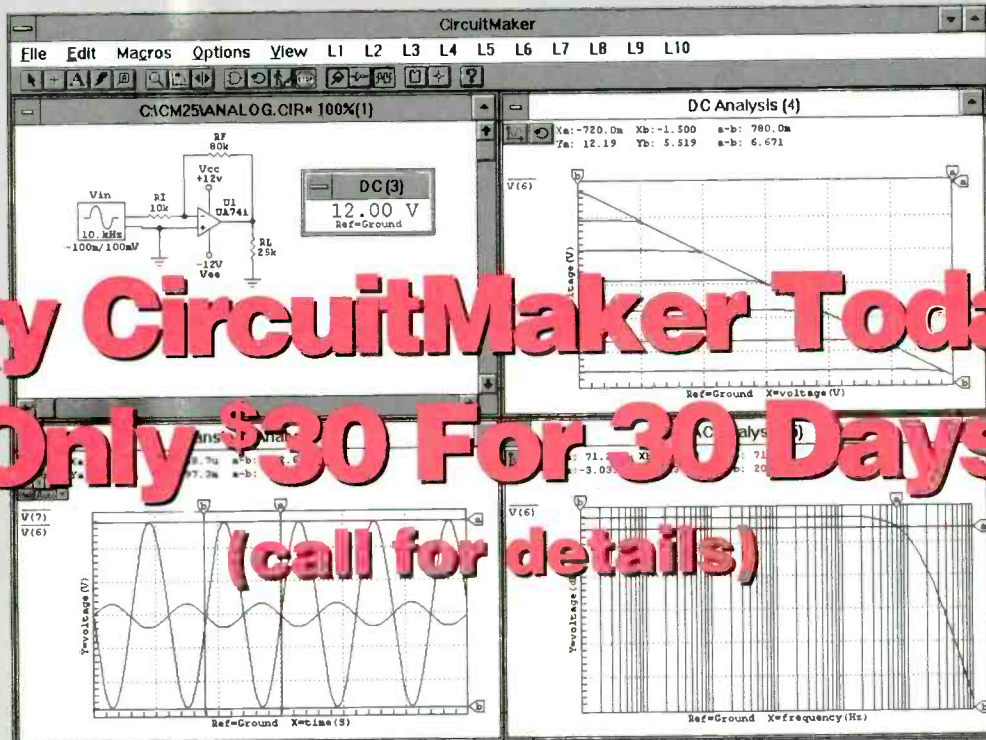
CircuitMaker's analog simulation results are shown in graph windows that provide powerful, interactive analysis options. You can plot multiple waveforms by clicking on the desired nodes and can select linear or logarithmic axes. Horizontal and vertical cursors facilitate quick and accurate measurements. You can also zoom in on any portion of the graph to obtain additional detail.

Electronics Workbench offers a single, small scope or Bode plot instrument window. The windows are not sizeable and only two waveforms can be plotted at a time. EWB has a single measurement cursor and provides no direct way to read results from the instruments.

### Superior Digital Simulation

CircuitMaker has an exclusive Trace feature where the state of every node is indicated in color as the simulation runs. You can monitor as many waveforms as your screen will allow, set edge or level breakpoints for analysis, and interactively see the state of any node by touching the logic probe to it. The data sequencer provides 1024 words of pattern data. Additional digital instruments include ASCII and HEX input keys and an ASCII display. CircuitMaker includes tri-state devices and devices have programmable propagation delays.

Electronic Workbench has no interactive logic probe or Trace capability and no Hex or ASCII keys. Their "word generator" is limited to 16 words. EWB does not have tri-state devices and digital devices do not have programmable propagation delays.



**Try CircuitMaker Today**  
**Only \$30 For 30 Days**  
 (call for details)

### Comprehensive Device Libraries

CircuitMaker includes libraries containing programmable, TTL, CMOS, generic analog and digital devices, and many powerful I/O devices. With CircuitMaker's macro function you can quickly and easily create your own functional devices and symbols. Now that's giving you the tools you need to get the job done right!

Electronics Workbench ships with only 17 digital devices. If you want additional devices you pay extra.

### High-Performance Schematic Capabilities

CircuitMaker puts you in control of your schematic with SmartWires™, bussing, page connectors, and rubberbanding. You can label devices and pins, add fully stylized multiline text, and create a parts list or netlist. With the Macro feature you can add user defined symbols to your device library.

Electronics Workbench dictates wire placement to you. EWB limits your overall "workbench" layout to 2 by 1 pages. EWB has no bussing, page connectors, pagebreaks, print scaling, labeling, free text fields, netlisting, zoom, undo, and no Toolbar or Toolbox.

### Competitive Upgrade Offer

You deserve the best. Upgrade from any competing product for only \$149 (Call for details). For new users CircuitMaker is a tremendous value at just \$299.

### Technical Support

MicroCode Engineering supports its customers with free unlimited phone support from knowledgeable engineers. And, you won't find yourself endlessly listening to music when you call for help. The quality of our customer support is unmatched!

Comparison based on CircuitMaker 2.6 for Windows and Electronics Workbench 3.0 for Windows. All products and company names are trademarks of their respective owners.

**FREE FUNCTIONAL DEMO VERSION**

available on most major BBS's or sent direct for \$10 s&h

**CALL 800-419-4242**

**MicroCode Engineering**

573 W. 1830 N. Suite 4  
 Orem, UT 84057 USA

Phone (801)226-4470 Fax (801)226-6532



CIRCLE 330 ON FREE INFORMATION CARD

# EARN MORE MONEY!

## Be an FCC LICENSED ELECTRONIC TECHNICIAN!



No costly school. No commuting to class. The Original Home-Study course prepares you for the "FCC Commercial Radio-telephone License." This valuable license is your professional "ticket" to thousands of exciting jobs in Communications, Radio-TV, Microwave, Maritime, Radar, Avionics and more...even start your own business! You don't need a college degree to qualify, but you do need an FCC License.

**No Need to Quit Your Job or Go To School**  
This proven course is easy, fast and low cost! **GUARANTEED PASS**—You get your FCC License or money refunded. **Send for FREE facts now. MAIL COUPON TODAY!**

Or, Call 1-800-932-4268 Ext. 210

### COMMAND PRODUCTIONS

FCC LICENSE TRAINING, Dept. 210  
P.O. Box 2824, San Francisco, CA 94126  
Please rush FREE details immediately!

NAME \_\_\_\_\_  
ADDRESS \_\_\_\_\_  
CITY \_\_\_\_\_ STATE \_\_\_\_\_ ZIP \_\_\_\_\_

## Digital Storage Oscilloscope

Digital  
Volt  
Meter

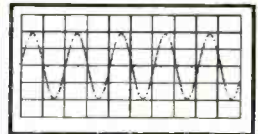


Data  
Logger

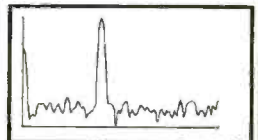
Frequency  
Counter

Spectrum  
Analyzer

Allison O-Scope Modules convert  
PC-ATs into multipurpose test  
and measuring instruments



Low Distortion Sine  
Wave and Spectrum



Screen Captures of  
Actual Signals

### Features:

- Small & Portable
- Easy to Use
- Software Included
- Uses Printer Port
- AC or DC Input
- 10v/div. to 50 mv/div.
- Sample Rate to 100KHz
- Optional Dual Trace
- Logging to Disk
- Print Screens
- Optional Probe Sets
- Optional Ext. Trigger
- Power 12VDC, 40 ma.
- Made in U.S.A.

### Uses:


- Audio/Stereo Equip.
- Automotive Diagnostics
- Analytical Instruments
- Education & Training
- Field Service
- Industrial Controls
- Laser Repair
- Medical Electronics
- Power Supplies
- Sound Systems
- Vibration Analysis

**Orders & Inquiries:** 1-800-980-9806  
**Technical Assistance:** 1-713-777-0401  
**Fax & BBS:** 1-713-777-4746

**Allison Technology Corporation**  
8343 Carvel, Houston, TX 77036



## A7 JET COUNTERMEASURES ANTENNA



We were told that these were made for Navy A7 jets. They are brand new (part# 23473 G2) and are in sealed military packaging. The antenna looks like a 5 1/4" ice cream cone with 2 foil spirals. At the base of the cone is a TNC female connector. We used an adaptor to connect this antenna to a scanner and the increase in sensitivity of the scanner to frequencies above 800MHz was amazing! Antenna is encapsulated for rugged use, very high quality and if nothing else, makes a great conversation piece. Can you imagine what the Navy must have paid for these things? Own a piece of high tech military history before we run out!

**G6662 \$8.00**

## TNC - BNC JACK ADAPTOR (FOR ABOVE)



Allows you to simply connect the above antenna to your scanner using a BNC - BNC cable.

**G6663 \$4.00**

## CONTROL PANEL KEYBOARD

Keyboard with 6 LEDs and ribbon cable. Make fake alarms as this is the same unit found on the front door control panels for many professional home alarms. Size: 4 9/16" sq.



**G2904**

**SALE! ONLY \$2.75!**  
10/\$23.00

~~WAS \$3.00~~

## ULTRABRIGHT SMD RED LED

Very intense clear lens tiny SMD ultrabright red LED made by Panasonic. Type LN1261CAL. Prime-on tape and reel.

**G6447 4/\$1.00**

## BASIC SMD LEARN TO SOLDER KIT

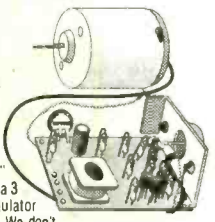


Contains 1 small SMD single sided circuit board which is etched (ready for component mounting), and over 50 various SMD components: ICs, resistors, capacitors. There isn't room to mount all the parts, but we give you extra ones in case you run them.

The circuit is totally nonfunctional, but it is a tremendous way to introduce yourself to this exciting new technology which industry all over the world is adopting. Size of board about 1 1/2" x 3/4".

**G3113 \$3.00**

## HEAVY DUTY 12VDC MOTOR WITH REGULATOR



Precision 1 7/16" Dia. motor has 3 transistor regulator board attached. We don't have the hookup diagram on these, but they look like sophisticated electronic regulator boards. Size of board: 1 1/2" x 2 1/8". Size of motor: 1 7/16" Dia. x 1 7/8" L. The shaft is a "D" type and 1/2" long. Brand new-no other info available except that these were made by Sonar Radio Corp., part# 27-030-008.

**G6540 \$1.50**

## SUPER LED ASSORTMENT



YOU GET LEDs IN THESE COLORS:  
• RED  
• ORANGE  
• YELLOW  
• GREEN  
Even a rare  
• BLUE!

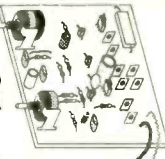
**250 PIECES!**

Assortment of all types, colors, sizes and shapes of prime high quality LEDs. This large assortment even contains a clear LED that lights up blue! Our largest and most spectacular assortment contains 250 pieces.

**G6554 \$10.00**

**IF YOU CAN'T FIND WHAT YOU ARE LOOKING FOR, CALL FOR A FREE COPY OF OUR LATEST CATALOG. THIS CATALOG CONTAINS OUR ENTIRE PRODUCT LINE OF OVER 3,500 ITEMS AND IT IS STILL GROWING!**

## SUPER SENSITIVE SOUND ACTIVATED 2 CHANNEL COLOR ORGAN



This ultra sensitive 2 Channel Color Organ produces brilliant flashes of light (from any incandescent lamps of your choice - up to 200W) in response to music or other sounds. This is probably the best and brightest color organ we have ever seen. It is fully assembled (except for line cord and outlets) and features 2 response controls, on/off switch, sensitive FET microphone (no hookup to stereo needed) and 3 transistor, 2 SCR circuitry. Operates from standard 120VAC and requires only that you solder your line cord and 2 outlets (for your lamps) to the board. We strongly recommend that you install the color organ in an insulated case for safety reasons as it operates from the AC line. Connect up a couple of your brightest, colorful lamps and watch the fireworks with each beat of the music! Great for DJ's as there is no connection to the sound source. Size of board: 3 3/4" x 4 1/4". Color organ board only - you supply lamps, line cord, knobs, case and outlets. Hurry, these will sell very fast!

**G3319** ~~WAS \$5.95~~ **SALE! ONLY \$4.95!**

## DC TO DC CONVERTER

Super efficient tiny DC to DC converter converts lower voltage DC to a higher voltage DC (see table below). These are brand new made by TDK and are only 1 3/8" L x 7/8" W x 3/8" T. Very efficient and latest technology using SMD and standard technology. Power a 9V transistor radio from 1 AA battery, charge several AA batteries from one solar cell, power a 9V project using 1 or 2 AA cells, etc. Has only 4 leads (± in and ± out). With hookup diagram.

Power Table		
Voltage Input DC	Voltage Output DC	Current Output
0.5VDC (solar)	3V	1mA
1.5VDC	9V	15mA
3VDC	9V	40mA

**G6344 \$3.98**

## HUMAN VOICE AND VARIOUS SOUND MODULES

Small electronic modules have 2 pushbuttons that produce human voices and various sounds. You need only to provide a speaker and 4.5VDC (3 AA batteries connected in series works fine). Size of modules about 4" x 2 1/4". Only 4 wires to connect (2 for power and 2 for the speaker). We have 4 different modules:




Module: External View

Module: Internal View

Voice Button	Sound Button	STOCK#
1) "Emergency 911."	Ambulance Siren Sound	<b>G6664</b>
2) "Unload."	Idling Dump Truck Sound	<b>G6665</b>
3) "Fire! Let's Go!"/Siren	Idling Fire Truck Sound	<b>G6666</b>
4) "Load em up!"	Race Car Revving Up Sound	<b>G6667</b>

**YOUR CHOICE \$1.25 each 100 for \$100.00**

## ELECTRONIC CRICKET KIT



This electronic cricket starts "chirping" every time it gets dark. Of course, if you turn on the lights to look for the "cricket" it becomes silent again. Loads of fun. Uses 9V battery (not included). Skill Level 1.

**C6707 \$5.30**

## TDK VOLTAGE CONVERTER

Brand new voltage converter converts 3VDC to 9VDC. Size only 1 7/8" x 1 3/16" x 1/4". Made by TDK for a major manufacturer. Output current is 60 ma at 9VDC. Use 2 penlight batteries to operate transistor radios, calculators, etc. or any electronic device that can operate on 9VDC at up to 60ma. With hookup diagram (only 3 leads are used).

**G6546 \$2.00**

## DIGITAL PLANET DIGITAL DP-91 TUNER



These are complete infrared controlled FM digital tuners. They were made to decode digital CD music that was transmitted from satellites to your local cable company. We were told that the satellites these were set up for are no longer transmitting - we don't know. We do know that the main unit consists of a sophisticated tuner circuit and readout circuit that displays any channel number 00 to 26 when you press the buttons on the remote control. After a while the display shows EE indicating that the cable TV signal is not present. Inside the 9 3/4" x 6 5/8" x 2 3/8" main unit are various IC's, readouts, a custom microprocessor IC, tuner module, power transformers, resistors, caps, diodes, etc. Use this for experimenting with digital tuners, IR remote control, etc. We have absolutely no info except the instructions for operation that came with the units. You get the complete DP-91 digital stereo tuner and 1 infrared remote control which uses 2 AA batteries (not included). These look new but probably were taken out of service when the satellite programming ended. Looks like a great hobbyist item but to take apart the main unit you will need to use a torx type screwdriver. Hurry, limited quantity!

**G6506 \$15.95**

NOTE: All sale prices advertised are valid only through the month of the cover date.

**For Phone Orders Call (602) 451-7454  
Or Fax Your Orders To (602) 451-9495**

**ELECTRONIC GOLDMINE**

Minimum Order: \$10.00 plus \$4.00 Shipping and Handling. We accept MasterCard, Visa and Money orders. Canadians and orders that need US MAIL send minimum \$5.00 S&H.

**ELECTRONIC GOLDMINE**

P.O. Box 5408  
Scottsdale, AZ 85261



**CALL TOLL FREE**  
1-800-292-7711  
1-800-445-3201 (Can)

# C&S SALES

## EXCELLENCE IN SERVICE

**CALL FOR  
FREE CATALOG**



**Line Tracker  
MV-963  
\$52.95**  
(Infra-red Sensor)  
The robot follows  
a black line  
on white paper  
Preassembled PCB



**Dual-Display  
LCR Meter  
w/ Stat Functions  
B+K Model 878  
\$239.95**  
Auto/manual range  
Many features  
with Q factor  
High Accuracy

**Electronic Tool Kit Model TK-1000**  
A professional organizer tool kit at affordable prices. No student should be without this unique tool kit that holds all the tools you need.  
**\$39.95**

Including:  
Diagonal Cutter  
Long Nose Pliers  
6" Wire Stripper  
Solder 60/40  
6" Screwdriver  
6" Phillips Driver  
Safety Goggles  
IC Puller  
3pc Nut Drivers  
Iron 25W  
Iron Stand  
Solder Wick  
Desoldering Pump  
5 pc Solder Ease Kit  
6pc Precision Screwdrivers



**Robotic Arm  
Y-01  
\$49.95**  
(Wired Control)  
Movement grabs  
& releases,  
lifts & lowers,  
pivots from side to side



**Stereo Cassette Player  
Kit  
Model  
TR-18K  
\$16.95**  
Headphones  
Included



**Digital  
Multimeter  
EDM-83B  
\$175.00**  
Almost every  
feature available  
Bargain of  
the decade



**Elenco  
LCR + DMM  
LCM-1950  
\$79**  
12 Functions  
Freq to 4MHz  
Inductance  
Capacitance



**Digital  
Capacitance  
Meter  
CM-1555  
\$49.95**  
Measures capacitors  
from .1pf to 20,000µf



**Digital  
LCR Meter  
LCR-680  
\$79.95**  
3-1/2 Digit  
LCD Display  
Inductance  
1µH to 20MΩ



**Function Generator  
GF-8026  
\$239**  
Int/Ext  
Operation  
Sine, Square, Triangle, Pulse  
Ramp, .2 to 2MHz, Freq Ctr



**3-3/4 Digit Multimeter  
BK-390  
\$139.00**  
0.1% DCV accy  
Analog bar graph  
Auto/manual ranging  
Capacitance meas  
Temperature probe



**Digital  
Multimeter Kit  
w/ Training Course  
M-2665K  
\$49.95**  
Full function 34 ranges  
Ideal school project  
**M-2661 (Assembled) \$55.00**



**Frequency Counter  
F-1225  
\$225.00**  
8 Digit LED display  
Wide meas range  
High sensitivity  
Data hold function  
Input impedance 1MΩ or 50Ω  
10:1 input attenuation function

**Fluke Multimeters  
(All Models Available Call)**  
Scopemeters 70 Series  
Model 97 \$1,795 Model 7011 \$69.95  
10 Series Model 10 \$62.95 Model 7311 \$97.50  
Model 12 \$84.95 Model 7711 \$149  
20 Series Model 2911 \$175 80 Series Model 87 \$289



**Triple Power  
Supply  
XP-620  
By Elenco  
\$75.00**  
3 fully regulated supplies; 1.5-15V @ 1A, -1.5 to -15V @ 1A or 3-30V @ 1A & 5V @ 3A Kit XP-620K \$49.95



**Quad Power  
Supply  
XP-581  
By Elenco  
\$79.95**  
Four supplies in one unit; 2-20V @ 2.5A, 5V @ 3A, -5V @ .5A and 12V @ 1A. All regulated and short protected



**High Current DC  
Power Supply  
BK-1686 \$169.95**  
3 to 14 VDC Output  
12A @ 13.8V  
For servicing high  
power car stereos,  
camcorders, ham radios, etc.  
Connect 2 or more in parallel



**Wide Band  
Signal  
Generators  
SG-9000  
\$124.95**  
RF Frequency 100K-450MHz  
AM modulation of 1KHz Variable  
**SG-9500 150MHz \$239.00**

**Telephone Kit  
PT-223K  
\$14.95**  
Available  
Assembled  
PT-223  
\$15.95



**Function Generator  
Blox  
#9600  
By  
Elenco  
\$29.95**  
Kit \$26.95  
Sine, Triangle, Square Wave



**Learn to Build & Program  
Computers with this Kit**



**MM-8000  
By Elenco  
\$129.00**

From scratch you build a complete system. Our Micro-Master trainer teaches you to write into RAMs, ROMs and run a 8085 microprocessor, which uses similar machine language as IBM PC.

**Digital/Analog Trainer  
Complete Mini-Lab For Building,  
Testing, Prototyping Analog and Digital**



**By Elenco  
in U.S.A.**  
XK-525  
\$159.95  
Kit  
XK-525K  
\$129.95

Designed for school projects, with 5 built-in power supplies. Includes a function generator with continuously variable, sine, triangular, square wave forms. All power supplies are regulated and protected against shorts.

**AM/FM Transistor  
Radio Kit  
with Training Course  
Model AM/FM 108  
\$29.95**  
14 Transistor, 5 Diodes  
Easy to build because  
schematic is printed on the PCB  
Makes a great school project  
Model AM-550 AM Only \$17.95

**Telephone Line  
Analyzer  
Kit TT-400K \$19.95  
Assembled TT-400 \$26.95**



**WE WILL NOT BE UNDERSOLD**  
UPS SHIPPING: 48 STATES 5%  
IL RES 7.5% TAX (\$3 min \$10 max)  
OTHERS CALL

**C&S SALES INC.**  
1245 ROSEWOOD, DEERFIELD, IL 60015  
FAX: 708-520-0085 (708) 541-0710



**15 DAY MONEY BACK  
GUARANTEE  
FULL FACTORY WARRANTY**  
PRICES SUBJECT TO CHANGE WITHOUT NOTICE




**FREE PROBES  
WITH ALL  
SCOPES**

**ELENCO ♦ HITACHI ♦ B+K  
SCOPES  
AT GUARANTEED LOWEST PRICES**

**WRITE FOR  
FREE  
CATALOG**

**QUALITY - ELENCO OSCILLOSCOPES  
2- YEAR WARRANTY**



**60MHz**

**S-1360 \$775**

Delayed Sweep

**S-1365 \$849**

Cursor Readout

- ♦ Voltage, Time
- ♦ Frequency differences displayed on CRT

**40MHz**

**S-1340 \$495**

2- Channel

**S-1345 \$575**

Delayed Sweep

- ♦ Beam Find
- ♦ Component Tester

**25MHz**


**S-1325 \$349**

2- Channel

**S-1330 \$449**

Delayed Sweep

- ♦ Beam Find
- ♦ Component Tester



*Dependable Equipment at Affordable Prices*

**B+K 20MHz**

2 Channel

**Model 2120 \$389.00**



Delayed Sweep

**Model 2125 \$539.95**

**40MHz DUAL -TRACE**

**Model 1541B**

**\$749.95**

- 1mV/div sensitivity
- Video sync separators
- Z axis input
- Single sweep
- V mode-displays 2 signals unrelated in frequency

**60MHz DUAL-TRACE**

**Model 2160**

**\$949.95**

- 1mV/div sensitivity
- Sweep to 5ns/div
- Dual time base
- Signal delay line
- Component tester
- V mode-displays 2 signals unrelated in frequency

**100MHz THREE-TRACE**

**Model 2190**

**\$1,379.95**

- 1mV/div sensitivity
- Sweeps to 2ns/div
- Dual time base
- Signal delay line
- 19kV accelerating voltage
- Calibrated delay time multiplier

**20MHz ANALOG with  
DIGITAL STORAGE**

**Model 2522A**

**\$869.95**

- 20MHz analog bandwidth
- 20MS/s sampling rate
- 2k memory per channel
- 20MHz equivalent time sampling


**HITACHI POPULAR SERIES**

V-212 - 20MHz, 2 Channel	\$425.00
V-222 - 20MHz, DC Offset	\$695.00
V-422 - 40MHz, Dual Trace	\$849.00
V-522 - 50MHz, Dual Trace	\$975.00
V-523 - 50MHz, Delayed Sweep	\$995.00
V-525 - 50MHz, w/ Cursor	\$1,069.00

**HITACHI COMPACT SERIES SCOPES**

V-660 - 60MHz, Dual Trace	\$1,375.00
V-665A - 60MHz, DT, w/cursor	\$1,449.00
V-1060 - 100MHz, Dual Trace	\$1,549.00
V-1065A - 100MHz, DT, w/cursor	\$1,695.00
V-1085 - 100MHz, QT, w/cursor	\$2,125.00
VC-6045A - 100MHz, Digital Stor	CALL
VC-6025A - 50MHz, Digital Stor	CALL

**Elenco DS-203 20MHz, 10MS/s  
Digital Storage Oscilloscope**



**\$749**

- 2K Word Per Channel • Plotter Output
- 8 Bit Vert. Resolution • 2048 Pts Hor. Resolution • Much More.....

**FLUKE SCOPEMETERS**

A handheld instrument that combines a 50MHz, 25MS/s dual channel digital storage oscilloscope with feature-packed 3000 count digital multimeter.



**Model 93 - \$1,225**

**Model 95 - \$1,549**

**Model 97 - \$1,795**

- Autoset, automatically sets voltage, time & trigger
- Multimeter display;
- 3-2/3 digits (>3000 counts)
- True RMS volts; AC or AC+DC up to 600V

**C&S SALES INC.**

1245 ROSEWOOD, DEERFIELD, IL 60015  
FAX 708-520-0085 (708) 541-0710

**CALL TOLL FREE**

**1-800-292-7711**

**1-800-445-3201 (Can)**



**15 DAY MONEY BACK GUARANTEE  
FULL FACTORY WARRANTY**

**ALL PRODUCTS ARE FACTORY NEW**

PRICES SUBJECT TO CHANGE WITHOUT NOTICE

CIRCLE 335 ON FREE INFORMATION CARD

# Double Your Income! Own your own computer repair business or add computer repair to your existing business.

TechServ can put you into your own computer repair business quickly, economically and efficiently. Research indicates that during a recession, computer repair businesses will grow at twice the rate of hardware sales. TechServ's complete support program gives you the opportunity to be a part of this fast growing industry.

## • Proven Marketing Plan

## • Recognition

Nationally recognized trademarks and logos give you immediate recognition as a professional computer repair specialist in your area.

## • Training

- Level 1     286/386/486/586  
Troubleshooting, upgrades, advanced diagnostics
- Level 2     Networking/Novel/Unix/Multi-user/  
Multi-tasking configuration/Installation/  
Maintenance. Prepare for C.N.E.  
(Certified Network Engineer) test

## • Parts and Board Repair

Single source for OEM/generic parts and board repair. Order 7 days a week/24 hours a day. \$45 million in parts in stock, ready to ship any where, overnight if required.

## • Documentation

We provide manuals, documentation and advanced diagnostic software.

## • New Hardware

We provide new hardware for IBM, Compaq, Apple and compatibles at huge discounts. Custom build your own systems.

## Over 300 dealers worldwide

Find out why the Wall Street Journal and Fortune Magazine call computer repair the business opportunity of the 1990s.

**Call TechServ at (212) 967-1865**

or fill out coupon below and mail to:

**techserv** AUTHORIZED DEALER  
SM

**America's largest chain of independent,  
licensed computer repair centers**

253 West 28th Street, New York, NY 10001

NAME \_\_\_\_\_

ADDRESS \_\_\_\_\_

CITY \_\_\_\_\_ STATE \_\_\_\_\_ ZIP \_\_\_\_\_

TELEPHONE \_\_\_\_\_ [PE 2/93]

# EPROM+ PROGRAMMING SYSTEM USES PARALLEL PORT

**SUPPORTS OVER  
600 CHIPS**

**EPROMS** (24, 28, 32 & 40\* PIN PLUS 27CXXX)  
1702, 2708, 16, 32, 32A, 64, 64A, 128, 128A, 256, 512  
513, 011, 010, 101, 301, 1000, 1001, 1024, 210, 020  
2000, 2001, 220, 240, 2048, 4001, 4002, 040, 080, 8001  
2516, 32, 64, 68764, TMS2716\*

**FLASH EPROMS**  
28F256, 512, 010, 020 PLUS 29CXXX, 29FXXX

**EEPROMS & NVRAMS** (PLUS CXXX)  
2804, 16, 16A, 17, 2864, 64A, 65, 28256, 28C010  
X2210, X2212, DS1220, 1225, 1230

**SERIAL EEPROMS\*** (8 PIN PLUS CXX)  
2401, 02, 04, 08, 16, 32, 65, 2444, 59C11, 8572, 82, 92  
9306, 46, 56, 66, 16811, 911, 80011A, ER1400/58657

**BIPOLAR PROMS\*** (16 THROUGH 24 PIN)  
74SXXX AND 82SXXX FAMILY

**MICROCONTROLLERS\*** (UV, EE AND FLASH)  
8741, 42, 48, 49, 8751, 87C51, 8752, C52, 87C5XXX  
87C75X, 89C51, 52, 68705, 68HC705, 68HC711, E9  
PIC16C5X, PIC16C6X, PIC16C7X, PIC16C8X



\*ADAPTER REQUIRED - ASSEMBLED ADAPTERS AVAILABLE / DETAILED DIAGRAMS INCLUDED

- SOFTWARE - READ, VERIFY, PROGRAM, COPY, DISK FILE LOAD & SAVE, CHECKSUM, PLUS A FULL SCREEN BUFFER EDITOR WITH 20 COMMANDS
- READS INTEL HEX, MOTOROLA S-RECORD AND BINARY FILES
- FAST! - MANY DEVICES PROGRAM IN UNDER 10 SECONDS
- RUGGED (9" X 6" X 3"), PORTABLE ENCLOSURE WITH CARRY HANDLE DESIGNED FOR BENCH AND FIELD SERVICE.
- ACCESSORY CONNECTOR FOR FUTURE EXPANSION
- LED INDICATORS SHOW POWER, PROGRAMMING & SYSTEM STATUS
- MADE IN THE USA - 30 DAY MONEY BACK GUARANTEE - 1 YR WARRANTY
- SYSTEM INCLUDES: PROGRAMMING UNIT, POWER PACK, CABLE PRINTED MANUAL AND SOFTWARE

**ANDROMEDA RESEARCH**

P.O. BOX 222

MILFORD, OHIO 45150

(513) 831-9708

FAX (513) 831-7562

**\$289**



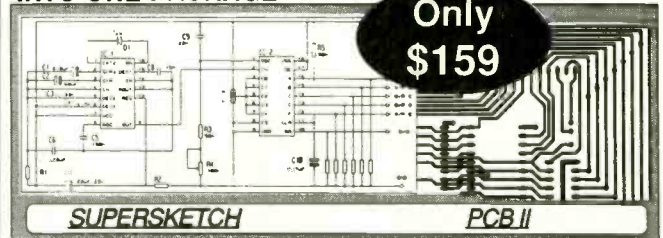
ADD \$5.00 SHIPPING - \$5.00 C.O.D.

# CADPAC II

**TWO PROGRAMS FOR ONE LOW PRICE!!**

**SUPERSKETCH & PCB II: INTEGRATED  
INTO ONE PACKAGE**

**Only  
\$159**



**PCB II & SUPERSKETCH features:**

- \* MOUSE DRIVEN \*SUPPORTS CGA, EGA, VGA & SVGA,
- \* OUTPUT TO 9 & 24 PIN PRINTERS, HP LASERJET & HPGL PLOTTERS \* OUTPUT TO DTP PACKAGES \*
- \* PCB II ALSO HAS GERBER OUTPUT & VIEWING. \*

**THE EASIEST TO USE CAD AVAILABLE**

**R4 SYSTEMS Inc.**

1100 Gorham St. Suite 11B-332

Newmarket, Ontario L3Y 7V1

(905) 898-0665

fax (905) 898-0683

**Free DEMO Package  
Write or Call Today**

ALL PRICES ARE IN US FUNDS. PLEASE INCLUDE \$7 S/H

Download DEMO from BBS at (905) 898-0508 (9600/8/N/1)



# There's No Easier Way to TROUBLESHOOT AND REPAIR Your Electronics!



It's easy, fast and rewarding to do it yourself with the Electronics Repair Manual!

- TVs VCRs
- Hi-Fi Stereo Amplifiers
- Turntables
- Speakers
- Shortwave Radios
- Camcorders
- Tape Decks
- CD Players
- Walkmans
- AM & FM Receivers
- PC Systems
- Automobile Sound Systems
- PC Peripherals
- Telephone Systems
- Fax Machines
- Electronic Home Appliances



- 900-PAGE, MODULAR FORMAT MANUAL
- TROUBLE ANALYSIS FLOWCHARTS
- SCHEMATIC DIAGRAMS
- HANDS-ON, DETAILED, TROUBLESHOOTING INSTRUCTIONS
- "HOW TO" PRIMER FOR TEST EQUIPMENT SUCH AS OSCILLOSCOPES, FREQUENCY COUNTERS, AND VIDEO ANALYZERS
- SAFETY PRECAUTION CHECKLISTS
- COMPREHENSIVE REPLACEMENT PARTS LISTS
- PREVENTIVE MAINTENANCE TECHNIQUES
- DIRECTORY OF MANUFACTURERS

## Electronics Repair Manual

- Electronic Repair Basics
- Tools and Test Equipment
- Troubleshooting and Maintenance
- Specific Repair Instructions
- Schematic Diagrams
- Component/Manufacturer Indices

### 30 Day Free Trial Order Form

Yes, Please rush me my copy of Electronics Repair Manual for only \$59.95 (I may take \$10 off the price when I enclose my check or credit card authorization with my order within the next 30 days. Plus, I get free shipping and handling!) I understand that if I am not satisfied I may return the book within 30 days for a full 100% refund of the purchase price.

My payment of \$59.95 is enclosed (\$49.95 when ordering within the next 30 days.)

Check enclosed.

Optional express delivery (available in U.S. only). Enclose an additional \$10.00 and we'll guarantee delivery within 5 business days from receipt of your order (prepaid orders only).

\_\_\_\_\_  
Credit card no.

\_\_\_\_\_  
Expiration Date Daytime phone no.

\_\_\_\_\_  
Signature

Bill me later for \$59.95 plus \$6.50 shipping and handling, subject to credit approval. Signature and phone number required to process your order. P.O. Box addresses must be prepaid.

Mr./Mrs./Ms. \_\_\_\_\_

Company \_\_\_\_\_

Address \_\_\_\_\_

City \_\_\_\_\_ State \_\_\_\_\_ Zip \_\_\_\_\_

Shipping and handling to Canada, \$10 (U.S. currency); Overseas, \$15 (foreign orders must be prepaid); CT residents add 6% sales tax. Supplements will be sent 4-5 times a year on a fully-guaranteed, 30-day trial basis. They may be cancelled at any time.

31172

MAIL TO: WEKA Publishing, Inc.  
1077 Bridgeport Avenue, Shelton, Connecticut 06484

**1-800-222-WEKA FAX: 1-203-944-3663**

## Keep Your Skills Up-to-Date!

The Electronics Repair Manual will be a valuable reference for years to come. Supplements, each containing 140 pages, add new repair projects, valuable insights into new technologies, diagnostic and repair techniques, and more schematic diagrams into your manual. Just \$30 each plus shipping and handling. Supplements are sent 4-5 times a year and are fully guaranteed. Return any supplements you don't want within 30-days and owe nothing. Cancel anytime.

CIRCLE 331 ON FREE INFORMATION CARD

# PCBoards

## PCB Artwork Made Easy!

### PRINTED CIRCUIT DESIGN SOFTWARE for

#### Layout - Autorouting - Schematic

- \* Supports all Video Modes including SVGA
- \* Copper Flooding for Ground Areas
- \* Mirror Imaging for Laser Output
- \* Circuit Simulation Programs available
- \* **NEW - WINDOWS**™ versions
- \* **NEW - DOS** versions
- \* **FREE** - Heat Transfer Film with Order
- \* Great for All Printed Circuit Projects

Download Demos from BBS (205)933-2954

**PCBoards Layout Only ... \$99.00**

**Layout for Windows**™ starts at ... **\$149.00**

Call or Write for Full Product Line, Prices & Demo Packages

PCBoards

2110 14th Ave. South  
Birmingham, AL 35206

**(800) 473-7227**

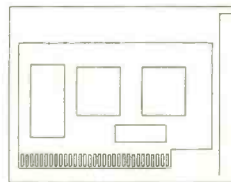
Fax (205) 933-2954

Phone (205) 933-1122

## UNIVERSAL SOFTWARE KEY EMULATOR

### Features

- Small size, low power,
- Universal Device Emulating capability.
- One board emulate many Software Keys.
- No need to swap or Install Software Keys switching from system to system.
- Makes system think the nonexistent device existed.
- Learn and Emulate Modes.
- Can be activated at any ports (COMx, LPTx or 9 Bit Address).
- Do not take any system memory.
- Very low cost (\$179).



### Other Neat Products & How-It-Works Technical Information

**\$49**

Full Screen Editor Source Codes. *See how it pops, moves, saves your ASCII files.*  
Pop up Calculator Source Codes. *Custom your Calculator and show "I wrote it!"*  
General MIDI Juke Box Player. *Plug it to your PC Parallel Port and play Karaoke.*

**\$29**

PCMCIA Card Interface. *See how the card looks like a floppy/hard disk to the system.*  
ROM DOS Boot Card. *See how the system boots from a ROM.*  
IEEE 488A Interface with TI-9914 Chip. *See how the data go to and from the bus.*  
28F0X Series FLASH ROM Programming. *Examine our FLASH burn-in programs.*

## E-TRACE INSTRUMENTS CORP.

**☎ 210-493-4546**

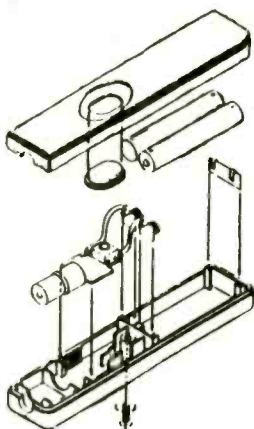
VISA-MASTERCARD-COD

## Laser Pointer Kit

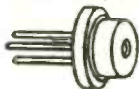
### \$3900

#### Features:

- 4 mW, 670 nm Red Output.
- Adjustable Focus Lens.
- Operates for Hours on 2 AAA Batteries.
- Compact Size: 4.5" x .95" x .60"
- Easy to Assemble.



## Laser Diodes



Factory NEW Units with  
Specification Sheets.

Toshiba #TOLD-9200  
3 mW, 670 nm **\$2000**


Hitachi #HL-6411G  
3 mW, 635 nm **\$9900**

Sharp #LTO-15MD  
40 mW, 830 nm **\$7500**


## Collimating Lens

Press Fit  
Over Diode

**\$1500**



## Laser Diode Module



#### Features:

- 670nm visible red output
- Operates on 3 VDC
- Compact size
- New with factory warranty

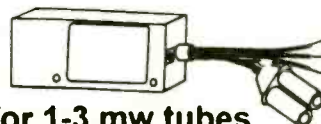
### \$3900

## He-Ne Lasers



Brand new, 3 mW tubes

**\$20.00**



Power supply for 1-3 mw tubes

used units operate on 110 vac **\$20.00**

# MEREDITH INSTRUMENTS

FREE SHIPPING on orders over \$100.

Call or write for a **FREE CATALOG** on Lasers & Optics.

5035 N. 55th AVE., #5 / P.O. BOX 1724 / GLENDALE, AZ 85301

Phone: **602-934-9387**

Fax: **602-934-9482**



CIRCLE 252 ON FREE INFORMATION CARD



# ACCORD ELECTRONIC SYSTEMS, INC.

CAPACITORS			
QTY	1	100	1000
<b>RAD. LYTC</b>			
<b>25VDC</b>			
1µF	.05	.040	.035
2.2µF	.05	.040	.035
3.3µF	.05	.040	.035
4.7µF	.05	.040	.035
6.8µF	.05	.040	.035
10µF	.05	.045	.04
22µF	.05	.045	.04
33µF	.06	.055	.05
47µF	.06	.055	.05
100µF	.08	.07	.05
220µF	.08	.07	.055
330µF	.09	.08	.06
470µF	10	.09	.08
1000µF	.22	.20	.17
2200µF	.42	.40	.38
3300µF	.53	.50	.47
4700µF	.91	.87	.83

CAPACITORS			
QTY	1	100	1000
<b>RAD. MONO</b>			
<b>50V</b>			
001µF	.05	.045	.035
0022µF	.05	.045	.035
0047µF	.05	.045	.035
01µF	.05	.045	.035
022µF	.05	.045	.035
047µF	.05	.045	.035
1µF	.05	.045	.035
22µF	.25	.22	.18
47µF	.42	.35	.28

CAPACITORS			
QTY	1	100	1000
<b>CERAMIC</b>			
<b>50V</b>			
5pF	.05	.038	.025
10pF	.05	.038	.025
18pF	.05	.038	.025
22pF	.05	.035	.025
27pF	.05	.038	.025
33pF	.05	.038	.025
47pF	.05	.038	.025
68pF	.05	.038	.025
82pF	.05	.038	.025
100pF	.05	.038	.025
120pF	.05	.038	.025
150pF	.05	.038	.025
180pF	.05	.038	.025
220pF	.05	.038	.025
270pF	.05	.038	.025
330pF	.05	.038	.025
470pF	.05	.038	.025
1000pF	.05	.038	.025
2200pF	.05	.038	.025
3300pF	.05	.038	.025
4700pF	.05	.038	.025
01µF	.05	.038	.025
022µF	.05	.04	.03
047µF	.07	.035	.035
1µF	.07	.058	.04

CRYSTALS			
QTY	1	100	1000
<b>HC18 case</b>			
18432	.89	.67	.45
2.0000	.74	.55	.39
3.5795	.74	.55	.39
3.6864	.74	.55	.39
4.0000	.74	.55	.39
4.9152	.74	.55	.39
5.0688	.74	.55	.39
7.3728	.74	.55	.39
10.000	.74	.55	.39
11.000	.74	.55	.39
11.059	.74	.55	.39
12.000	.74	.55	.39
14.3181	.74	.55	.39
frequencies are in MHZ			

DIODES			
QTY	1	100	1000
<b>1 AMP RECTIFIER</b>			
1N4001	.03	.02	.015
1N4004	.04	.025	.019
1N4007	.05	.035	.022
<b>3 AMP RECTIFIER</b>			
1N5401	.06	.05	.042
1N5404	.07	.055	.045
1N5408	.08	.06	.049
<b>6 AMP RECTIFIER</b>			
6A10	.21	.185	.156
6A100	.32	.29	.25

DIODES			
QTY	1	100	1000
<b>1 AMP SCHOTTKY</b>			
1N5817	.20	.145	.09
1N5818	.23	.165	.10
1N5819	.25	.18	.11
<b>3 AMP SCHOTTKY</b>			
1N5820	.34	.255	.17
1N5821	.38	.285	.19
1N5822	.42	.315	.21

DIODES			
QTY	1	100	1000
<b>GERMANIUM</b>			
1N34A	.10	.08	.06
1N60	.10	.08	.06
1N270	.17	.15	.13
<b>SWITCHING</b>			
1N914	.035	.025	.015
1N4148	.025	.02	.01
1N4448	.035	.025	.015
<b>1 W ZENER</b>			
1N4728	.06	.054	.047
through			
1N4764	.06	.054	.047

INTEGRATED CIRCUITS			
QTY	1	100	1000
<b>PART #</b>			
TL111	.38	.34	.31
MC1458	.43	.36	.29
LM1488	.47	.43	.39
LM1489	.47	.43	.39
CD4001	.29	.25	.21
CD4011	.29	.25	.21
CD4013	.37	.33	.29
CD4017	.37	.33	.29
CD4025	.37	.33	.29
CD4028	.37	.33	.29
CD4040	.47	.43	.39
CD4049	.37	.33	.29
CD4051	.44	.40	.36
CD4066	.38	.34	.31
CD4069	.37	.33	.29
CD4093	.37	.33	.29
MOC3011	.40	.36	.32
LM311	.37	.33	.29
LM324	.47	.43	.39
LM339	.48	.44	.40
LM358	.48	.44	.40
LM386	.67	.63	.59
LM393	.87	.83	.79
4N25	.54	.50	.46
4N28	.58	.54	.50
LM555	.43	.39	.35
LM556	.47	.43	.39
LM741	.43	.39	.35
74LS244	.40	.36	.32
74LS245	.37	.33	.29
74LS374	.37	.33	.29

TRANSISTORS			
QTY	1	100	1000
<b>PART #</b>			
2N2222A	.20	.18	.15
2N3055	.55	.50	.45
2N3904	.05	.045	.035
2N3906	.05	.045	.035
2N4124	.09	.07	.045
2N4125	.09	.07	.045
2N4126	.09	.07	.045
2N4401	.05	.045	.035
2N4403	.05	.045	.035
2N5086	.09	.07	.045
2N5087	.08	.06	.04
2N5088	.08	.06	.04
2N5089	.09	.07	.045
2N5209	.09	.07	.045
2N5210	.09	.07	.045
2N5400	.12	.10	.065
2N5550	.12	.10	.065
2N5551	.09	.07	.045
BU806	1.10	.80	.70
MJE3055T	.65	.55	.44
MPSA-05	10	.08	.05
MPSA-10	12	.09	.06
MPSA-13	15	.11	.075
MPSA-14	15	.11	.075
MPSA-42	14	.105	.07
MPSA-44	22	.18	.12
MPSA-56	10	.08	.05
MPSA-63	.45	.34	.22
MPSA-92	12	.09	.06
MPSA-93	15	.11	.075
MPSH-10	12	.09	.06
MPSH-81	.44	.33	.21
PN2222A	.05	.045	.035
PN2907A	.05	.045	.035
TIP30	.42	.37	.32
TIP31	.42	.37	.32
TIP41	.49	.44	.39
TIP112	.56	.51	.46
TIP122	.57	.52	.47
TIP125	.53	.48	.43
TIP126	.56	.51	.46

VOLTAGE REGULATORS			
QTY	1	100	1000
<b>PART #</b>			
7805	.48	.45	.42
7812	.48	.45	.42
7824	.48	.45	.42
7905	.61	.55	.49
7912	.61	.55	.49
7924	.61	.55	.49
78L05	.35	.31	.26
78L12	.35	.31	.26
79L05	.35	.31	.26
79L12	.35	.31	.26
LM317T	.95	.82	.68
LM350T	2.05	1.70	1.35

1lb SOLDER ROLL	
.031" diameter	
SN60/40	
<b>\$6.50 each</b>	

RESISTORS			
ANY STANDARD VALUE			
QTY	50	1000	5000
<b>1/4 W 5%</b>			
.80	7.00	28.0	
These prices are for total quantity of same value. No mixing.			

SWITCHES			
QTY	1	100	1000
<b>DIP STYLE</b>			
4 POS.	.68	.58	.48
6 POS.	.77	.67	.57
8 POS.	.80	.70	.60
10 POS.	.95	.85	.75
<b>TOGGLE</b>			
SPDT	.62	.52	.40
SPDT-off	.73	.63	.49
DPDT	.69	.59	.46
DPDT-off	.86	.76	.59
<b>PUSH BUTTON</b>			
N. open	.28	.24	.20
N. closed	.29	.25	.21

LED's			
QTY	1	100	1000
<b>3MM</b>			
RED	.06	.05	.04
GREEN	.07	.06	.045
YELLOW	.08	.07	.05
<b>5MM</b>			
RED	.06	.05	.04
GREEN	.07	.06	.045
YELLOW	.08	.07	.05
BI-COLOR	.29	.22	.17
BLUE	1.20	1.10	.95
<b>BLINKER</b>			
RED 5mm	.65	.53	.41
<b>HOLDERS</b>			
3mm	.10	.07	.055
5mm	.10	.07	.055

IC SOCKETS			
QTY	1	100	1000
<b>REGULAR</b>			
8 PIN	.04	.035	.025
14 PIN	.08	.063	.045
16 PIN	10	.08	.055
18 PIN	.11	.085	.06
20 PIN	.12	.095	.07
24 PIN	.15	.115	.08
28 PIN	.17	.13	.09
32 PIN	.20	.155	.11
40 PIN	.24	.185	.13
<b>MACHINE</b>			
8 PIN	.16	.135	.11
14 PIN	.28	.24	.185
16 PIN	.32	.27	.21
18 PIN	.36	.30	.235
20 PIN	.40	.33	.26
24 PIN	.48	.40	.32
28 PIN	.56	.47	.37
32 PIN	.64	.53	.42
40 PIN	.80	.66	.52
<b>WIRE WRAP</b>			
8 PIN	.32	.29	.26
14 PIN	.56	.51	.46
16 PIN	.64	.58	.52
18 PIN	.72	.66	.59
20 PIN	.80	.73	.65
24 PIN	.96	.87	.78
28 PIN	1.12	1.02	.91
32 PIN	1.28	1.16	1.04
40 PIN	1.60	1.45	1.30


### COMPUTER PARTS & ACCESSORIES

NEW PRODUCTS NEW PRICES

MOTHER BOARDS		FLOPPY DRIVES	
386 CPU		1.44MB 3 1/2"	29.00
DX-40 128K	115.00	1.2MB 5 1/4"	49.50
<b>486 CPU</b>		<b>HYUNDAI®</b>	
DX-40 256K	216.00	HCM-427E 14"	
DX2-66 256K	245.00	SUPER VGA MONITOR	
		1024 X 768 .28mm	<b>\$239.00</b>
<b>PENTIUM™</b>			
PCI 60 MHZ	750.00		
PCI 90 MHZ	818.00		
<b>MISCELLANEOUS</b>			
<b>F</b>			



# Troubleshoot PC Failures Yourself



**POSTCARD V1-**

**Debug dead PC'S fast!!** Works on any XT, AT, ISA or EISA compatible expansion slot. Displays test results in seconds, pinpointing the exact bad component. Complete and comprehensive manual. *Only \$49*

**POSTCARD V2-**

**Requires no operating system!!** Monitors IRQ and DMA lines. Source actual IRQ usage. Identify and analyze DMA and IRQ hardware conflicts. This 16 bit card fits any 8 or 16 bit slot. The on board diagnostics allow you to diagnose a PC even if your drives are inoperable.

**DISK ASSIST -**

Manufacturers specs on over 3000 hard drives and 350 controller cards includes jumper settings!! IDE interrogator automatically identifies drives. Logon to manufacturers bbs and down load all the latest specs yourself.

**WINMASTER -**

**Take control of windows!!!** Kwifinfo lets you analyze system performance while you work. Powerdisk lets you clean up scattered file fragments that slow down windows. Includes over 150 diagnostic tests for windows.

**PC DIAG 4.4 -**

**Selfbooting, non bios dependent software** to troubleshoot any PC from an XT - Pentium. Lets you test a system board accurately and completely, find IRQ conflicts fast, multi media testing and much much more.


**To Order,  
Call Now**

**1-800-792-4201**

**MSLI**  
P.O. Box 4615  
Seminole, FL 34642

CIRCLE 147 ON FREE INFORMATION CARD

## PROTOTYPE PC BOARDS!




### THIS IS THE MACHINE YOU'VE BEEN WAITING FOR!

Have you ever dreamed of letting your computer prototype PC boards directly from your CAD drawings? If so, the Neuractor CNC-4+ Desktop Manufacturing System may be just the machine you need! This fourth-generation CNC machining center can automatically drill, mill and route printed circuit boards, not to mention three-dimensional products in wood, plastic and light metals DIRECTLY FROM YOUR CAD DRAWINGS! You've seen the rapid-prototyping and "Santa Claus" machines that cost thousands of dollars, but did you know that as an electronic technician you can assemble one yourself from this inexpensive kit? Utilizing patent pending technology the Neuractor CNC-4+ kit provides you with everything you need to machine products in three dimensions with a resolution of .001". All mechanical components are pre-fabricated, pre-machined, plated and painted. Includes four 83 oz/in digital CY-MOTORS, interface card, 5 amp power supply, 10 pitch steel lead screws, 4 proprietary Slide Block actuator mechanisms, 4 aluminum linear actuator channels, polished steel guide-rods, Dremel bracket, hardware, etc. (You provide Dremel MotoTool(tm) or flex-shaft router and work surface.) It's a complete kit! All you do is put it together and calibrate it! IF THAT'S NOT ENOUGH, WE'RE THROWING IN A FREE FULL-FEATURED 3D CAD/CAM SOFTWARE PACKAGE WITH EACH UNIT! Large 18"x18"x4.6" cutter travel directly from CAD-generated or scanned ASCII, DXF & HPGL plot files!. Get started by ordering your own Neuractor CNC-4+ today! ACT NOW! Kit \$595 + \$24.95 S/H. (For PC board routing the heavy-duty upgrade is suggested, add \$149) Allow 4-8 weeks for del. U.S. CYBERLAB, 14786 Slate Gap Rd., West Fork, AR 72774 (501) 839-8293. **Free info! X-Y Power/Rotary Tables and larger CNCs now available!**

CIRCLE 143 ON FREE INFORMATION CARD

## Learn MICROCONTROLLERS EMBEDDED SYSTEMS and PROGRAMMING with the New AES-10

The AES-10... a complete learning system, a complete embedded control system. Extensive manuals guide you through your 8051 development project. Assembly, BASIC, and C programmable. All hardware details, complete schematics. Learn to program the LCD, keypad, digital and analog I/Os. The entire board is software reconfigurable for your applications. Everything you need, nothing extra required.



### 80C32 Computer/Microcontroller board with:

- 32K Byte ROM, 32K Byte RAM • 2 by 16 Liquid Crystal Display • 4 by 5 Keypad • Two serial ports • 5 interrupt sources • 3 timers • A/D, D/A, PWM and digital I/O • Built in Logic Probe • Power supply (can also be battery operated) • Extended Intel BASIC and AES Monitor in ROM • RS-232 cable to connect to PC for programming • 8051/52 DOS Cross Assembler • Program disks with well documented examples • User's Manual, Language Manual, and Text (over 400 pages).

AES-10 \$285 Complete  
Money Back Guarantee

Free Info Pack, M/C Visa  
714 - 550-8094  
Fax 714 - 550-9941

**AES**  
Advanced Educational Systems

**CALL 1 - 800 - 730-3232**

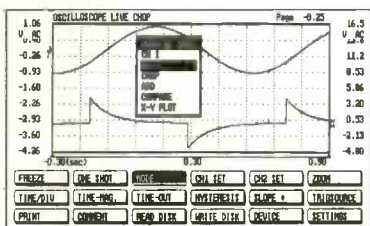
970 W. 17th St., Santa Ana, California. 92706 USA



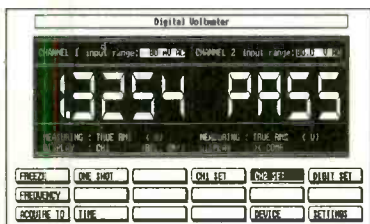
# MEASURING WITH THE PC

CONWAY Engineering, Inc. is the US distributor for the complete range Computer Controlled Measuring Instruments of TiePie engineering. The measuring instruments can be connected to a PC (MS-DOS 3.0 or higher) which will result in a number of comprehensive test instruments, like:

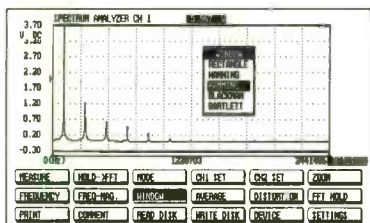
\* oscilloscope



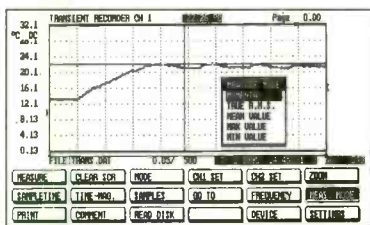
\* voltmeter



\* spectrum analyzer



\* transient recorder



Normally, you have to use more than one instrument to take your measurement. Together with the TiePie instruments a complete software package is delivered, in order to realize all four measuring-instruments. Your advantage is that you only need ONE measuring instrument! Moreover, you will be able to control all instruments in the same way.

All measured data can be stored on disk or be printed out.

Because of the many trigger possibilities you can measure a variety of signals, while the powerful-software enables you to carry out a multitude of measurements in a straightforward manner.

Application areas:

service; medical research; automatic test systems; research and development; and education.


Available are:

- ➔ **HANDYPROBE**  
8 bits; one channel; 100 kHz; connection to the parallel printer port **US \$169**
- ➔ **HANDYSCOPE**  
12 bits; 2 channels; 100 kHz; connection to the parallel printer port **US \$499**
- ➔ **TP5008**  
8 bits; 2 channels; 200 kHz; interface card **US \$307**
- ➔ **TP208**  
8 bits; 2 channels; 20 MHz; interface card **US \$998**
- ➔ **AD128**  
12 bits; 8 channels; 100 kHz; interface card **US \$279**
- ➔ **TP112**  
12 bits; 2 channels; 1 MHz; interface card **US \$1170**

(Prices exclude applicable taxes)

## VERY HIGH SPEED: TP508

# NEW!!



The TP508 is a new interface card with a measuring frequency of 50 MHz!! The resolution of this card is 8 bits.

Phenomena shorter than 1 millionth of a second can still be measured well. The completely digitized triggering ensures very stable triggering with many trigger possibilities. The TP508 has an input range of 5 mvolt/div...20 volt/div (12 steps), and an auto calibration function. Since both channels may be sampled simultaneously, phase differences can be measured very accurately. Even single phenomena can be measured since each channel has a 32 Kbyte memory. Comprehensive software is provided. **US \$1098**

CALL NOW FOR A FREE DEMO DISKETTE: 1-800-626-6929 (toll-free)!!

## CONWAY Engineering, Inc.

8393 Capwell Drive, Oakland, California USA 94621-2113. Tel.: (510) 568-4028. Fax: (510) 568-1397


CIRCLE 333 ON FREE INFORMATION CARD

# 51,092

## ELECTRONIC COMPONENTS

Whether you order 1 part or all 51,092...MOUSER stocks and...ships same day!!

CALL...(800) 992-9943



for your **FREE CATALOG**

958 North Main St.  
Mansfield, TX 76063

# MOUSER<sup>®</sup> ELECTRONICS

Sales & Stocking Locations Nationwide

## CELLULAR MADNESS!

### Cellular/DDI Box Software *Over 8.6 MEGS zipped files!*

Including:

- Complete book included!
- Plans for an ESN/NAM "snatcher" for under \$400
- Information on cellular "fingerprint"
- All peripheral topics
- Explanation of 9122 Motorola revision and how to defeat it
- Wargames dialer and lots more!
- Programming software (ESN/NAM) for over 20 phones
- OKI 900/Loader Boxes



**only \$149**

**WE HAVE IT ALL!**

**ESN READER.....\$400**  
**G2/AMPS(no lock)...\$600**

**CELLULAR MASTERS (805) 486-0867**  
4045 S. SAVIERS RD., OXNARD, CA 93033

MC68HC705K1 MICROCONTROLLER PROGRAMMER - \$149.00  
EDUCATIONAL STARTER KIT - \$279.00



MODEL PK1S PROGRAMMER

Motorola's MC68HC705K1 is a marvelously flexible and inexpensive 16 pin microcontroller. The PK1S connects to a PC serial port and provides the fastest, easiest way to program these devices. The PK1S programmer, power supply, host PC control software and manual is \$149.00. Learn how to use microcontrollers in embedded systems with the educational starter kit which includes the above plus a PC based cross assembler, Motorola technical specs and applications guide, sample programs with schematic diagrams and an erasable K1 chip for \$279.00. **TEL: (802) 525-3458**

**FAX: (802) 525-3451**




*The Engineers Collaborative, Inc.*

Route 3, Box 8C, Barton, VT 05822

CIRCLE 274 ON FREE INFORMATION CARD



# SKYVISION INC.®



## ORBITRON

Known the world over for their superior reception and picture quality, the Orbitron satellite dish features an exclusive Spinclination mount, which allows declination to be set by rotating the antenna to correct the latitude setting on the scale. Their compact shipping cartons allow these antennas to be shipped very economically to any point in the world. Let Orbitron help you expand your viewing choices.

1514001 6.7' SX-7 Polar/Spin \$45 (S&H) \$259  
 1514002 8.3' SX-8.5 Polar/Spin 49 (S&H) 319  
 1514004 10.0' SX-10 Polar/Spin 63 (S&H) 449  
 1514005 11.7' SX-12 Polar/Spin 84 (S&H) 649  
 and many more...



### Pico Peaker

You can now accurately aim your satellite dish to receive *all* the satellites using a tool the experts use. Whether installing a new system, moving your dish, or realigning your dish due to wind or frost, the Pico Peaker will save you both time and money. This unit can be used on any receiver system with block down-converted frequencies between 400 and 1450 MHz. It will also eliminate the need for those expensive service calls. The unit includes everything you need—even the cables. A "must" for every satellite enthusiast.

900038 Pico Peaker S&H \$5 \$89.95


### Superjack Actuators

Is your actuator no longer doing its job because of wear and tear? As the hardest working part of your satellite system, the actuator must move your dish from east to west across the entire satellite belt. Each time you change satellites, your actuator sends pulses to the receiver telling the receiver when to stop moving the dish. Most older actuators sent only 10-16 pulses for each inch of travel, which may not be enough to stop the dish at the maximum signal strength. Today's new heavy duty actuators with high resolution reed sensors send 48 pulses per inch of arm travel. So if your old actuator is getting tired, let a new SuperJack insure the finest picture possible.

18" arm 1019018 S&H \$15 \$89  
 24" arm 1019026 S&H \$16 139

## Satellite Television

Wherever  
You  
Live . . .



... at down to earth prices!!!



Ultra

The Ultra is Uniden's newest, smallest fully-integrated C/KU receiver ever. This unit includes the ability to control dish movement and is ready for an optional internal program decoder. The Ultra comes preprogrammed for 49 satellite positions and allows you to add satellites as they are launched. Move directly to the satellite by entering the abbreviation from the included infrared remote control. Forty programmable favorite channels can be accessed immediately from your easy chair. Run across something you don't want your kids to see? Just touch a button and eliminate that channel from their access. A complete variety of color menus allow you to control everything from your remote control. The Uniden Ultra is an ideal receiver to get you started in Direct-To-Home Satellite TV.

4527008 Ultra S&H \$22 \$379.00


uniden®

The UST 4600 sets a standard in value and performance for home satellite receivers. This unit features automatic satellite programming, 160 favorite channels can be instantly recalled for easy access. All 160 can be changed or updated at any time. This IRD features a stereo processor, enabling you to tune both left and right channels for a full stereo effect from over 100 radio stations found in satellite. The QuikTune feature quickly optimizes the satellite picture for the sharpest image. The 4600 offers other features including IR/UHF remote, 55 satellite position memory and direct satellite access. The versatility makes this an excellent choice.

4527009 UST4600 S&H \$22 \$499.00



UST 4600



UST 4900

The Uniden UST 4900 is one of the most sophisticated satellite television receiver systems available today. This receiver will open your home to the universe of satellite viewing and is designed to be one of the most user-friendly IRDs available anywhere. Sophisticated microcomputer technology brings in crystal clear audio and video broadcasts with a minimum of user effort. The UST 4900 front display features easy-to-read icons that show you vital information including satellite, channel, polarity, timer status, antenna position and much more. This receiver is capable of storing the positions of the satellites, as well as the tuning details for each channel. The picture-in-picture feature allows you to view two video sources at the same time. You can have it all, including advanced technology and lasting quality, with the UST 4900.

4527010 UST4900 S&H \$22 \$689.00

All Major Credit Cards  
Accepted

## Skyvision Inc.®

1046 Frontier Drive, Fergus Falls, MN 56537 - Toll Free 800-334-6455

Mail in coupon or call today for the SKYVISION Satellite TV Product Catalog/Buyers Guide Delivered free to your mail box in U.S. and its possessions.

Send Free Domestic Satellite TV Products Catalog

Send International Satellite Catalog (For Int'l Catalog add \$8.00 for S&H)

Name \_\_\_\_\_ Phone ( ) \_\_\_\_\_

Address \_\_\_\_\_

City \_\_\_\_\_ State \_\_\_\_\_ Zip \_\_\_\_\_



Install A System, Upgrade & Repair Yourself And Save \$\$\$\$

Call Toll Free 800-334-6455 • International 1-218-739-5231 • Fax 218-739-4879

CIRCLE 270 ON FREE INFORMATION CARD



NTE

Parts Express is proud to announce that we now stock the high quality NTE line of semiconductors. NTE has been supplying the electronics industry with top notch replacement parts for over 15 years. All NTE products meet or exceed industry specifications and offer an exclusive 2 year manufacturer warranty.

## Ultimate 12" AU1290 Dual VC Subwoofer

Just one listen to this 12" dual voice coil subwoofer from Ultimate will leave no doubt that this sub can shake, rattle, and roll! Works extremely well in car audio, home theatre, or satellite/subwoofer systems. Handcrafted in the U.S.A.

◆Power handling: 350 watts RMS/500 watts max  
◆Voice coil diameter: 2 inch ASV voice coil ◆Impedance: 6 ohms per coil ◆Frequency response: 18-1,000 Hz  
◆Magnet weight: 90 oz. ◆Fs: 21 Hz ◆SPL: 88 dB 1W/1m  
◆Vas: 5.9 cu. ft. ◆Qts: .421 ◆Xmax: .41" ◆Net weight: 11 lbs.

#EN-292-710 ..... \$115.50 (1-3) \$107.80 (4-11) \$99.90 (12-UP)



## Fluke Model 12 Multimeter

The Model 12 compact digital multimeter combines basic features, high performance, low cost and Fluke reliability. It was designed for first level electrical and electronic troubleshooting. Includes 9V battery, operating manual, and test leads. Two year manufacturer warranty.



FLUKE.

◆Measures AC/DC volts, ◆4000 count digital display, ◆Autoranging, ◆Automatic shut off, ◆Diode and continuity test, ◆1.5% accuracy, ◆V Check™ overload protection mode, ◆Capacitance check to 999 uF, ◆0.9% accuracy, ◆Min/Max Record with time stamp, ◆Input change alert, ◆Continuity Capture™ (captures and records intermittent opens and shorts), ◆Net weight: 1 lb.

## Technicians' Turntable

Turntable to speed repair of VCRs, TVs and more. Easily turn unit for convenient repair. Holds up to 200 lbs. Dimensions: 20" W x 15" D x 1-1/8" H. Black pebbled surface. Includes 4 anti-skid adhesive feet. Net weight: 9 lbs.

#EN-360-427 \$28.50 (1-3) \$23.80 (4-UP)



## Idler Tire Kit

Have the tire you need in stock when you need it. This comprehensive kit contains 180 of the most commonly used tires in an easy-to-use case and a cross reference for 32 manufacturers crossing to over 600 VCR model numbers. A \$400.00 retail value. Net weight: 1-1/2 lbs.




#EN-400-900 ..... \$39.95 KIT

#EN-392-020 ..... \$92.50

## Leatherman Tool

The Leatherman tool is an extremely versatile and durable compact toolchest you can hold in your hand ... contains 12 useful tools in one! Needlenose pliers, regular pliers, awl, Phillips screwdriver, three slotted screwdrivers, can and bottle opener, wire cutters, file, knife, and 8 inch ruler. Made of only the highest quality 100% stainless steel. Includes sturdy leather sheath. 25 year manufacturer warranty. Net weight: 5 oz.



#EN-360-990 ..... \$39.95 (1-3) \$37.50 (4-UP)

## Vifa D25TG-05 1" Poly Dome Tweeter

Excellent performance at a moderate price. This ferro fluid cooled 1" poly dome tweeter features a high loss diaphragm, user replaceable voice coil assembly, and high power handling.

◆Power handling: 100 watts RMS/140 watt max  
◆Nominal impedance: 6 ohms ◆DC resistance: 4.6 ohms  
◆Frequency range: 3,000-24,000 Hz ◆Magnet weight: 8.5 ozs. ◆Fs: 1500 Hz ◆SPL: 90 dB 1W/1m  
◆Net weight: 1-1/4 lbs.



#EN-264-502 ..... \$18.50 (1-3) \$16.80 (4-11) \$15.45 (12-UP)

## Audio Generator

Square wave and sine wave generator useful for a variety of audio applications.

Generates 10 Hz to 1 MHz in 5 ranges. Output voltage: 8V RMS sine wave, 10V p-p square wave. +/- 3% dial accuracy. Output impedance: 600 ohms. Synchronization: +/- 3% of oscillation frequency per VRMS. Dimensions: 6"H x 10"W x 5"D. Includes test lead, AC power cord, and manual. One year manufacturer warranty. Net weight: 6 lbs.



#EN-390-620 ..... \$119.00

## Mini Weatherproof Speaker System

These mini weatherproof speaker cabinets are made from high impact polypropylene which is completely weather sealed making these perfect for indoor or outdoor use. These great sounding mini speakers feature a 5" polypropylene cone woofer and a mylar dome tweeter. Ideal for use as extension speakers or for surround sound. Small size blends easily into any decor. Frequency response: 130-20,000 Hz. 8 ohm impedance: 30 watts RMS, 60 watts maximum power handling capability. Mounting brackets included. Dimensions: 8" (H) x 5-1/2" (W) x 4-1/2" (D). Net weight: 10 lbs.



#EN-310-020 (Black)

#EN-310-025 (White) ..... \$79.95 (1-3 PRS) \$74.80 (4 PRS-UP)

## Professional Strobe Light

No top notch lighting display is complete without a powerful, high speed strobe light. This professional unit features an ultra bright xenon flash tube, reflective bowl, variable speed control, and on/off toggle switch. A 1/16" clear plexiglass cover is mounted on brass stand-offs to protect the flash tube assembly. Includes adjustable mounting bracket. Dimensions: 9-1/2" (W) x 8-5/8" (H) x 6-7/8" (D). Net weight: 7 lbs.



#EN-243-072 ..... \$92.80

## 6-1/2" Two Way In-Wall System

This is our most popular in-wall. You won't believe how good these really sound. Big enough to produce great home theater sound and still fit everyone's budget. Put a pair in every room of your house. Great for front or rear speakers in your surround system. The 6-1/2" polypropylene woofer and 1" textile dome tweeter were specially designed with home theater in mind. The crossover network utilizes a mylar capacitor for crisp clean highs. 3 piece design make installation in new or existing walls a snap. Textured ABS frame and steel mesh grill are spray paintable to match (or blend into) any decor. Speaker front plate is "blacked out" for cleaner "through grill" appearance. System comes with speaker assembly, removable metal grill, heavy steel backer plates, screws and hardware, hole cut-out template, paint mask, and detailed installation instructions.



**Specifications:** ◆6-1/2" polypropylene cone woofer with poly foam surround. ◆1" textile dome tweeter/midrange. ◆8 ohm impedance. ◆3 component L/C crossover network. ◆Frequency response: 50-20,000 Hz. ◆Power handling capability: 60 watts RMS/100 watts max. ◆Sensitivity: 89 dB 1W/1M. ◆Overall dimensions: 8-1/2" W x 12" L x 3-1/2" D. ◆Hole size: 7-1/4" x 10-3/4". ◆Fits into standard 2" x 4" wall. ◆Net weight: 12 lbs. per pair.

#EN-300-036 ..... \$104.95 (1-3 PRS) \$96.50 (4-11 PRS) \$85.50 (12 PRS-UP)

## Troubleshooting And Repairing Consumer Electronics Without A Schematic

A common problem faced by repair technicians is having to troubleshoot electronic equipment without a schematic. With hundreds of illustrations, this indispensable guide demonstrates how to locate, test, and repair amplifiers, TVs, CD players, radios, power supplies, and more. Written by Homer L. Davidson. 320 pages. Copyright: 1994. Net weight: 1-1/4 lbs.



#EN-500-305 ..... \$22.95 EACH

## Isotip Butane Soldering Iron

The ideal soldering iron for field repairs where no AC power is present. Operates for up to 100 minutes of continuous soldering per refill. Uses standard butane (not included) available at most stores. Tip temperature is adjustable up to 1067° F. Iron also comes with a torch attachment which easily screws on in place of the soldering tip. As a torch, one refill will provide up to 1 hour of continuous flame. Temperature is adjustable up to 2372° F. A protective cap with a built-in striker and 2.4mm tip are included. Limited one year warranty.



#EN-370-235 ..... \$26.95 EACH





### 3-In-1 Universal Remote

This remote will operate any remote controlled cable box, TV or VCR at just a fraction of the cost of a factory replacement! This unit is already preprogrammed to include the most common codes. It is attractively styled, durable, and easy to set up and operate. The manufacturer even offers a toll free consumer help line to answer questions and provide customer assistance. Requires 2 AAA batteries (not included).



#EN-180-565 ..... \$11.95 (1-9) \$9.95 (10-UP)

### The Wet Look™

The Wet Look™ is a new generation of high gloss polymers formulated especially for the speaker industry. This superior coating provides a protective "coat of armor" for your paper cone speakers. A special UV inhibitor has been added to reduce the decaying effects of the sun's ultraviolet rays. The Wet Look™ makes paper cones resistant to water, humidity, sun, and salt. Best of all, it's easy to apply and cleans up with soap and water. 1 pint can.



#EN-340-510 (Clear) ..... \$8.95 EACH  
#EN-340-512 (Black) ..... \$8.95 EACH

### 72 Pin Game Cartridge Connector

Quality replacement for the game cartridge connector used in Nintendo Entertainment Systems (NES). Repeated loading and removal of game cartridges damages the connector contacts and produces symptoms such as a flashing blank screen or distorted picture. Revitalize your unit by replacing the game connector. It's simple; there is no soldering required and only a phillips head screwdriver is needed to complete installation in minutes! Our replacement connector has gold plated game contacts for long life, superior conductivity, and resistance to oxidation. One year warranty.



#EN-091-900 \$8.95 (1-9) \$7.95 (10-UP)

### BigFoot™

"Copper tip" design standard 1/4" phone plug. Unsurpassed quality ensures low noise and high conductivity connection. All metal/nylon construction with external solder connections. Insulator sleeve included. 5/16" ID barrel. Made in the U.S.A.



#EN-092-200 (Mono) ..... \$2.25 (1-9) \$1.95 (10-49) \$1.75 (50-UP)  
#EN-092-206 (Stereo) ..... \$3.25 (1-6) \$2.90 (10-49) \$2.65 (50-UP)

### Printer Cables


25 pin male RS-232 to 36 pin male Centronics connector. Fully shielded and molded cable with all 25 conductors connected. Convenient thumbscrew hardware on the RS-232 connector.



Part #	Length	Price (1-9)	Price (10-49)	Price (50-UP)
EN-130-220	6 ft.	\$4.50	\$3.90	\$2.90
EN-130-225	10 ft.	5.50	4.95	3.75
EN-130-227	15 ft.	8.50	7.90	5.90
EN-130-228	25 ft.	10.90	9.50	7.90
EN-130-229	50 ft.	19.80	17.50	14.90

### RS-232 A-B Switch

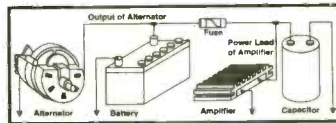
High reliability rotary type switch. Fully shielded, heavy gauge steel construction with gold plated connectors. All pins switched through (except ground). Used to switch multiple printers or computers. Full one year warranty. Net weight: 1-3/4 lbs.



#EN-130-010 ..... \$9.95 (1-2) \$8.95 (3-9) \$7.95 (10-UP)

### Car Stereo Power Supply Capacitors

Most car amplifiers' power supplies simply lack the capability to produce large amounts of instantaneous power. These computer grade, car stereo capacitors work by storing energy and supplying, on demand, a quick burst of energy to the power amplifier. The result is tremendous bass punch and dramatically improved transient response. Feature gold plated terminals.



Part #	Value	Voltage	Dimensions	Weight	Price (1-15)	Price (16-UP)
EN-029-1000	1,000,000 uf	16 VDC	3"(dia.) x 8-1/2"	3 lbs.	\$59.80	\$52.80
EN-029-1005	1,000,000 uf	20 VDC	3"(dia.) x 8-1/2"	3 lbs.	79.80	73.50



Video School videos make it easy for anyone to comprehend the complex operations of VCRs, camcorders, and more. From How to Clean VCRs for the video rental store, to Minor Camcorder Repair for the advanced service shop. There is something for everyone! These tapes also make great new employee orientation videos.

### Electronic Video Library


Save over \$25.00 by purchasing this complete library of six Video School instructional videos. You'll receive VCR 1-How To Clean VCRs, VCR 2-Minor VCR Repair I, VCR 3-Minor VCR Repair II, VCR 4-Common VCR Malfunctions, VCR 5-Diagnosing Video Heads, and Cam 1-Minor Camcorder Repair. Net weight: 5 lbs.



**BUY THE SET AND SAVE!**

#EN-505-550 ..... \$195.00 EACH

Part #	Description	Price
EN-505-010	VCR 1, How To Clean VCRs	\$28.95
EN-505-020	VCR 2, Minor VCR Repair I	38.95
EN-505-025	VCR 3, Minor VCR Repair II	38.95
EN-505-050	VCR 4, Common VCR Malfunctions	38.95
EN-505-035	VCR 5, Diagnosing Video Heads	38.95
EN-505-030	VCR Test Patterns Alignment Tape	23.95
EN-505-040	Cam 1, Minor Camcorder Repair	38.95
EN-505-085	Microwave Oven Repair	39.95
EN-505-080	Nintendo Repair and Maintenance	33.95
EN-505-090	IBM Compatible Computer Assembly	28.95
EN-505-095	Hi-Fi Alignment Test Tape	29.95



### Skew Driver Pro



This unique tool features a gear driven offset bit driver to be used in tight spots or where conventional screwdrivers just won't fit. Includes 1/4" and 3/16" slotted bits, T15 Torx® bit, and 2 phillips bits that are contained in the handle compartment. Can also be used with a 1/4" electric drill. Made in the U.S.A. Net weight: 1/2 lb.

#EN-360-178 \$39.90 (1-5) \$34.50 (6-UP)

**FREE**



**CATALOG**

Parts Express™  
340 East First St.  
Dayton, Ohio 45402-1257  
Local: 513-222-0173  
FAX: 513-222-4644

CALL TOLL FREE  
**1-800-338-0531**

CIRCLE 262 ON FREE INFORMATION CARD



# Data Acquisition & Control Hardware for PC's

ANA100 Analog I/O ..... \$ 99



- 8 Channel 8-Bit  
0 to 5 Volt Input
- 14 TTL I/O lines
- Analog output
- 400 KHz sampling

DIG100 Digital I/O..... \$ 39



- 8255 PPI
- 24 or 48 TTL I/O  
Lines
- Selectable Base  
Address

ANA150 Analog/Counter... \$ 89



- 8 Channel 8-Bit  
0 to 5 Volt Input
- 3 16-Bit Counters
- 400 KHz sampling

DIG200 Counter I/O..... \$ 79



- 3 16-Bit Counters
- 8-Bit input port
- 8-Bit output port
- Selectable Clock  
frequency Input

ANA200 Analog I/O..... \$ 79



- 1 Channel 12-Bit  
0 to 5 Volt Input  
optional bi-polar
- 100 KHz sampling
- 24 TTL I/O lines

ANA201 Analog ..... \$ 129



- 8 Channel 12-Bit
- x1, x5, x10, x50  
Programmable  
channel gain
- 100 KHz sample

## Engineering Software - PC/MSDOS

Analysr III - Linear Circuit Analysis .....	\$ 149
AutoSkem - Schematic Drawing program .....	\$ 29
CompDes - Circuit Design program .....	\$ 29
EasyPC - PCB Layout and Circuit Drawing .....	\$ 149
Filtertech - Filter Circuit Design and Analysis .....	\$ 229
PC-Scope - Digital Storage Oscilloscope for ANA100 ANA150 or ANA201 board .....	\$ 39
Pulsar - Logic Circuit Analysis .....	\$ 149

More Hardware and  
Software items available

Ask for our current catalog

MasterCard/Visa accepted

## BSOFT Software, Inc.

PHONE 614-491-0832 \* FAX 614-497-9971  
444 COLTON ROAD \* COLUMBUS, OHIO \* 43207

## The Ultimate Game Enhancer from the Orient.



Video Game Saver (never die) with unlimited fun and no code needed.

**Feature:** 16 Megabit, 24M, 32M, expandable to 128M and a 3.5" high density disk drive.

**Built-in function:** 4 times inter-active slow motion, Instant screen save, Saving game data, Screen data and modified version games onto disk. Multi-games-in-one has up to 16 games on screen selection to play. Game cartridge can be backup on disk to protect your investment. Format is compatible to IBM PC and Mac.



Money back guarantee.  
To order,  
Games Partners, Inc.  
**212-219-8999**

Dealer welcome. COD welcome.

Enhancement is our business. All features compatible with SNES and SNES games. SNES is a trademark of Nintendo of America, Inc.

# For all your power needs...PROwatt™ Inverters



From pocket inverters to our industrial strength 1500 watt inverter, there's a PROwatt model for all your portable power needs. Compact, light, and rugged, all PROwatt models deliver frequency-controlled modified sine wave output without the weight of bulky transformers.

Available in 24V input models.

To order call:

**R&R ELECTRONIC SUPPLY**  
**1-800-299-7000**

R&R ELECTRONIC SUPPLY CO. LTD.  
1607 Ave. G., Lubbock, TX 79401 Tel: 806 765-7727 Fax: 806 763-6000

### SPECIFICATIONS

PROwatt	150	250	800	1500
Continuous Power	150W	225W	800W	1500W
10 minute rating	200W	300W	1000W	2000W
Dimensions	1.5" x 4.5" x 4.5"	1.5" x 4.5" x 6"	3" x 9" x 10"	3" x 9" x 15"
Weight	18 oz.	20 oz.	5 lbs.	8 lbs.
Price	\$ 109.	\$ 179.	\$ 499.	\$ 849.

**STATPOWER**  
TECHNOLOGIES CORPORATION  
ENGINEERING THE NEW AGE OF POWER




### ALARM CONTROLLER

RF transmitter used on auto alarms. (95U007)  
Three for \$4.95




### VIDEO INTERCONNECT CABLE

Ten feet long with gold-plated push-on "F" connectors. Professional grade "Recoton Boa" cable. (95W008) \$4.95 each



### STEPPER MOTOR

1.7 Volts, 3.4 Amps, 1.8°/step. Japan Servo Co. #KP6M2-020 or equivalent. (95M005) \$7.95 each




### REVERSIBLE WORM GEAR MOTOR

12VDC. Originally for automotive electric windows. (95M002) \$14.95 each



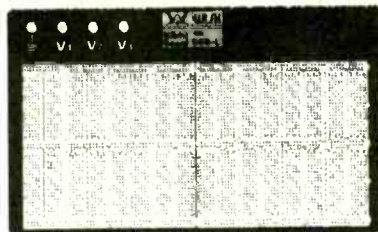
### GOBS OF GOODIES!

**Studioline Stereotrack II Cable TV Adapter**  
Separates stereo signals from the cable TV input, feeds TV signals to TV/VCR tuner and stereo signals to FM (either RF or fixed/variable level audio). Inside are hundreds of useful parts which may be removed for audio/RF projects. Controller board has CPU and socketed EPROM as well as Mitsumi varactor tuner, cable/FM separator board, regulated power supply subassembly, channel select board, and stereo separation output board. Black metal case, 14" x 10" x 3". Sold for experimental purposes only. With documentation. (92V020) Two for \$39.95



### WALL WART ASSORTMENT

A random selection of assorted voltages and current ratings. (94E004) 10 for \$14.95



### PROTOBOARD BB2740

9.84" x 6.3" x 1.22". Six distribution strips, 340 distribution holes. Four terminal strips, 3200 terminal holes. Four binding posts, 140 jumper wires. (BB2740) \$36.00 each

### PROTOBOARD BB3710

Size 5.25" x 11". Four terminal strips, 6 distribution strips, 3710 tie points, 1.6mm aluminum plate, 4 binding posts, 5 pads, 140 jumper wires, 1 component case, 6 adhesive strips. (BB3710) \$43.00 each

### TOROID TRANSFORMER

Both windings measure 1.0 mH with a DC resistance of 0.2 Ohms. If used as an inductor for a crossover network, both channels will be coupled together. Good for an auto subwoofer system. (95N001) \$1.99 each

### Antennas and Techniques for LOW-BAND DX'ING

By John Devoldere, ON4UN. If you can't hear 'em, you can't work 'em. Improve your antenna system and operating techniques with loads of useful information from this book. (95X006) \$19.95

BOOK!



### ELECTRIC PISTON

The Electric Piston is an amazing, fully integrated shape memory alloy actuator. Power it up and this strong, compact device (about the size of a jumbo crayon) pulls with up to one pound of force and contracts by 20 mm (3/4") - twenty percent of its length! No compressors or hydraulic fluids, just electricity.

Capable of lifting 45 times its own weight, the Electric Piston has an incredibly smooth and silent action. It has built-in protection from overstrain, and mounting holes for easy installation in your devices. Typical activation requires just 1. Volt at five Amps for two seconds.

**PHYSICAL** - Length, relaxed: 100 mm. Length, contracted: 76 mm. Maximum diameter: 9 mm. Mass: 10 grams. Net stroke (no load): 23 mm. Net stroke (450 gram load): 19 mm.

**ELECTRICAL** - Total electrical resistance: 0.2 Ohm. Typical power: 5 Amps at 1 Volt. Typical contract time: 2 seconds. Typical relax time: 8 seconds. Typical cycle rate: 6 cycles per minute.

**THERMAL** - Contraction finish temperature (Af): 90° C. Relaxation finish temperature (Mf): 65° C. (3-137) \$7.95 each

### PRECISION EYEPIECE

21mm f:3.5. Four coated glass lenses in black aluminum case measuring 1.15625" long by 1.0" diameter. Excellent correction of all aberrations for an angle of 35 deg. without vignetting. Resolution in focus is 385 lines/mm when the image of object is in focus (D=6mm), or 500 lines/mm when object is in focus (numerical aperture 1.41). Possible applications include: objective lens for scanners; photographic objective enlarging nearly 10X; objective for a hand-held microscope, enlarging from 30X to 120X (numerical aperture=1.41); lens working with light sensor or emitter as a precise focusing element; or lens for shaping a laser beam. (92L031) \$12.50 each



### ATARI 1020 COLOR PRINTER

For all Atari 8-bit computers. Package includes: printer, power supply, software, pens, paper and interface cable. These are new units in factory sealed boxes. (94C037) \$14.95 each



### BRAND NEW SOLAR PANELS

12 Volt, 1 Watt, 4" x 12" (92E005) \$14.95  
12 Volt, 2 Watt, 6" x 12" (92E006) \$24.95  
12 Volt, 4 Watt, 12" x 12" (92E007) \$39.95  
Other sizes and voltages available.  
Call or fax for stock check.

OEM pricing and custom panels available.


### 1' MONITOR POWER CABLE

If your monitor has a permanent AC power cord attached, plug it into this adapter and then into the back of your computer. (94W002) \$2.95 each

### MONITOR POWER CABLES

If your monitor has a removable power cable, replace it with this one that plugs into your computer, allowing monitor to power up with computer.


• Six Feet (94W003) \$3.49 each  
• Three Feet (94W014) \$2.49 each



### VHF RF PREAMP AND SPLITTER

Contains two transistors with FT of 4GHz 10dB gain, 3dB NF.

Soup up that VHF receiver, scanner, FM tuner, VHF-TV reception or whatever. Actually has two preamps in one case. Runs on 12VDC. Schematics included and hints for broadband use. (92A026) \$7.95 each



VISA, MC, Amex cards accepted.  
Minimum order \$15.00.  
California residents add sales tax.  
Shipping additional on all orders.



**ALLTRONICS**  
2300 Zanker Road - San Jose, CA 95131  
(408) 943-9773 - Fax (408) 943-9776

24-Hour BBS  
(408) 943-0622  
9600 Baud - N-8-1  
Internet:  
info@alltronics.com  
030795

CIRCLE 215 ON FREE INFORMATION CARD

Radiotelephone - Radiotelegraph

**FCC** Commercial License

### Why Take Chances?

Discover how easy it is to pass the exams. Study with the most current materials available. Our **Homestudy** Guides, Audio, Video or PC "Q&A" disks make it so fast, easy and inexpensive. No college or experience needed. The new commercial FCC exams have been revised, covering updated Aviation, Marine, Radar, Microwave, New Rules & Regs, Digital Circuitry & more. We feature the Popular "Complete Electronic Career Guide". 1000's of satisfied customers **Guarantee** to pass or money back. Newest Q&A pools. Send for **FREE DETAILS** or call

**1-800-800-7588**

**WPT Publications**  
4701 N.E. 47th St.  
Vancouver, WA 98661

Name \_\_\_\_\_

Address \_\_\_\_\_

City \_\_\_\_\_ St. \_\_\_\_\_ Zip \_\_\_\_\_

**1-800-800-7588**

**CAPITAL**  
ELECTRONICS INC.

852 Foster Avenue

Bensenville, Illinois 60106

Phone (708) 350 - 9510 • Fax (708) 350 - 9760

**PRINTED CIRCUIT BOARDS**

• **SINGLE-SIDED, DOUBLE-SIDED, MULTI-LAYER(4-8 LAYERS) AND FLEXIBLE PCB PRODUCTION**  
**UNBEATABLE PROTOTYPES!**

- PREMIUM DELIVERY AVAILABLE  
24 HR SERVICE ON SS & DS  
72 HR SERVICE ON MULTI-LAYER
- ARTWORK GENERATION/EDITING
  - PHOTOPLOTTING SERVICES
  - ASSEMBLY SERVICES
  - 24 HR. ON-LINE MODEM  
19,200 BAUDE, (708) 350 - 9761

FOR QUICK & COMPETITIVE PRICING,  
OR MORE INFORMATION,  
PLEASE CALL US TODAY!

**QUALITY IS OUR CAPITAL CONCERN**

# Robot Kits

- ✓ **Academic-Level Books**
- ✓ **Build it Yourself**
- ✓ **Action Packed**

**EASY TO BUILD** You do ALL electronic & mechanical assembly using 2-color Instruction Books with step-by-step, well-illustrated directions for assembly, experiments and testing. Each Robot Kit applies different electronic & robotic principles. Learn how Robots work and have fun at the same time!

**606A "Scrambler" All Terrain Robot** This 6-legged Robot walks over rough terrain. Uses high-tech infrared beam to sense and avoid avoid objects in its path. 32 page Book. **\$37.95**



**603A "Copycat" Programmable Robot** Program direction, light and sound using detachable keypad (included) or optional PC. Learn digital logic basics. 44 page Book. **\$57.35**



**602A "Blinky" Pathfinder Robot** Follows path made with a marker pen or tape. Red/green LEDs react to steering changes, adding fun and interest. 28 page Book. Infrared emitter/detectors. **\$36.95**



**601A "Scooter" Sound Controlled Robot** Backs up, changes direction, goes forward when it hears loud noise or hits an object. Florescent red. 24 page Book. Fast-paced excitement! **\$18.95**



**DEPENDABLE PRODUCTS** Since 1963, Graymark's ONLY business has been producing educational electronic kits. We do one thing and we do it right. That's why Graymark has the largest selection of electronic kits. And, our **"It works or we fix it"** policy guarantees success for YOU!

**ORDER TODAY!** Phone: VISA/MasterCard

Mail: Check/Money Order, VISA/MasterCard

Add: \$4.00 Shipping

**CALL FOR FREE 40 PAGE CATALOG**


**Graymark**

P.O. Box 2015, Tustin, CA 92681

**800-854-7393**

CIRCLE 298 ON FREE INFORMATION CARD





TOLL FREE ORDER  
HOT LINE  
1-800-423-0070


## ALL NEW -- IMPROVED STEREO FM TRANSMITTER

### LOADED WITH FEATURES

- \* RF AMPLIFIER
- \* FRONT PANEL FINE TUNING
- \* STABLE OPERATION
- \* INPUT LEVEL ADJUSTMENTS
- \* WORKS WITH DIGITAL TUNED RADIOS
- \* 38KHz CRYSTAL MULTIPLEX CIRCUIT

DC'S all new FM Stereo Transmitter Kit based on the unique BA1404 Stereo Broadcaster Integrated Circuit that includes all the complex circuitry to generate the stereo signal. We've added an RF amplifier circuit to provide excellent transmit range. Additional features like electronic fine tuning, voltage regulation, 38KHz multiplex crystal, input level adjustment makes the Stereocaster the top of the line Stereo FM Transmitter.

ORDER STEREOCASTER \$29.95



### FUNCTION GENERATOR KIT ORDER FG2 KIT

\$19.95



A great project to enhance your bench. This handy little function generator has a built-in buffer amplifier, a 3-decade range selector switch that covers 15 Hz to 25 kHz, output level control and function switch to select sine, square, or triangle.

### POWER SUPPLY KIT PS-1 \$16.99

Output of this power supply is continuously adjustable from 1.2 to 25V DC. The LM317T voltage regulator provides excellent regulation and ripple rejection. Includes a 1 A transformer, PC board, LM317T, 2 binding posts, and all small parts.

### MORE KITS

3 DIGIT LED DVM ONLY 3" X 3" READS 0 TO 100 V DC ORDER DVM3 \$19.95  
FM WIRELESS BROADCASTER FMI \$ 9.95  
8038 FUNCTION GEN. KIT FGI \$ 9.50  
SEQUENCER PROJECT SEQKIT \$ 9.50

### CHRISTMAS TREE PROJECT

Build this unique seasonal project and have an unusual conversation piece. Powered by two D cells, 17 LEDs flash in a seemingly random fashion. Kit includes everything except batteries. ORDER XMASKIT \$16.95

### MAKE CIRCUIT BOARDS THE NEW, EASY WAY



### WITH TEC-200 FILM

JUST 3 EASY STEPS:

- Copy circuit pattern on TEC-200 film using any plain paper copier
- Iron film on to copper clad board
- Peel off film and etch

convenient 8 1/2 x 11 size  
With Complete Instructions

ORDER TEC200-10 (10-SHEETS) \$5.95

### UNIVERSAL DECODER IC'S

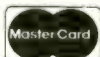
REFER TO RADIO ELECTRONICS MAY 1990

CD22402E	7.95	CD4040	.65
LM733	.99	CD4053	.59
LM7805	.50	LM7812	.50
CA3126E	1.95	LM7905	.50
74C00	.50	3.58 MHz	1.00
NE564	2.29	18 Uh	.39

**DC ELECTRONICS**

SEND MAIL ORDERS TO:

PO BOX 3203 SCOTTSDALE, AZ 85271




ADD \$4.00 S&H

CIRCLE 232 ON FREE INFORMATION CARD

# MORE POWER!


## 68HC11, 80C51 & 80C166

AM Research supports over 30 of the most popular Embedded Controllers with a highly integrated **hardware** and **software** development system.



- ✓ More Microcontrollers
- ✓ Faster Hardware.
- ✓ Faster Software.
- ✓ More Productive.
- ✓ More Tools & Utilities.
- ✓ Incredibly Dense ROM.
- ✓ Single Chip Capable.
- ✓ Outstanding Support.


Call or write for a free full line brochure



**AM Research** The Embedded Controller Experts

Orders (800) 949-8051  
 Info (916) 652-7472  
 fax (916) 652-6642  
 bbs (916) 652-7117  
 email [sofia@netcom.com](mailto:sofia@netcom.com)  
 4600 Hidden Oaks Lane  
 Loomis, CA 95650

# DESKTOP MANUFACTURING!



Made in USA!

only \$595!

\*free CAD/CAM

18"x18"x4.6" WORK AREA

## THIS IS THE MACHINE YOU'VE BEEN WAITING FOR!

Have you ever dreamed of letting your computer manufacture products directly from your CAD drawings? If so, the Neuractor CNC-4+ Desktop Manufacturing System may be just the edge you need! This fourth-generation CNC machining center can automatically drill, mill and route three-dimensional products in wood, plastic and light metals DIRECTLY FROM YOUR CAD DRAWINGS! You've seen the rapid-prototyping and "Santa Claus" machines that cost thousands of dollars, but did you know that as an electronic technician you can assemble one yourself from this inexpensive kit? Utilizing patent pending technology the Neuractor CNC-4+ kit provides you with everything you need to machine products in three dimensions with a resolution of .001". All mechanical components are pre-fabricated, pre-machined, plated and painted. Includes four 83 oz/in digital CY-MOTORS, interface card, 5 amp power supply, 10 pitch steel lead screws, 4 proprietary Slide Block actuator mechanisms, 4 aluminum linear actuator channels, polished steel guide-rods, Dremel bracket, hardware, etc. (You provide Dremel MotoTool(tm) or flex-shaft router and work surface.) It's a complete kit! All you do is put it together and calibrate it! IF THAT'S NOT ENOUGH, WE'RE THROWING IN A FREE FULL-FEATURED 3D CAD/CAM SOFTWARE PACKAGE WITH EACH UNIT! Large 18"x18"x4.6" cutter travel for crafts, electronics and printed circuit board drilling and routing, not to mention model-making, mold-making and even painting! Get started by ordering your own Neuractor CNC-4+ today! ACT NOW! Kit \$595 + \$24.95 UPS S/H. (For heavy-duty upgrade add \$149) Allow 4-8 weeks for delivery. U.S. CYBERLAB, 14786 Slate Gap Rd., West Fork, AR 72774 (501) 839-8293. **Free Info! X-Y Power/Rotary Tables and larger CNCs now available!**

# GET THE SESCOM SOLUTION!

**BOXES**

MODEL	SIZE W x D x H (in)	PRICE \$
RSB-3	7.5 x 1.65 x 3	27.50
RSB-6	7.5 x 1.85 x 5	33.75
RSB-7	7.5 x 1.65 x 7	40.50
RSB-9	7.5 x 1.85 x 9	47.50
RSB-11	7.5 x 1.85 x 11	54.00
RSB-13	7.5 x 1.85 x 13	60.75

**FEATURES:**

- 1/2 RACK SIZE FOR COMPACT DESIGN
- CAN BE USED ON TABLE OR IN RACK
- FULL LINE OF MOUNTING ACCESSORIES
- CLEAR FINISH STANDARD, FOR BLACK OR GOLD ADD \$5.00 PER BOX

**TABLE TOP RACKS**

MODEL	SIZE W x D x H (in)	PRICE \$
RSR-8	11.5 x 15.2 x 11.25	27.50
RSR-8	11.5 x 18.8 x 11.25	65.00
RSR-10	11.5 x 22.8 x 11.25	70.00
RSR-12	11.5 x 26.4 x 11.25	75.00
RSR-4-18	21.0 x 15.2 x 11.25	70.00
RSR-8-18	21.0 x 18.8 x 11.25	75.00
RSR-10-18	21.0 x 22.8 x 11.25	80.00
RSR-12-18	21.0 x 26.4 x 11.25	85.00

**FEATURES:**

- FOUR MODELS AVAILABLE IN HALF AND FULL RACK WIDTHS
- CLEAR, BLACK AND GOLD
- ANODIZED FINISHES
- CONSTRUCTED OF 1.0" SQUARE ALUMINUM TUBING

**RACKEM 'N' STACKEM™ SERIES**

**New, Low Cost Mini Shear**

SHR-2 \$300.00  
 SHIPPED WITHIN 48 STATES

- 8" CUTTING CAPACITY
- SMALL SIZE: 10.8" X 5.5" X 22.7"
- CUTS PCB MATERIAL & PLASTICS UP TO .080" & ALUMINUM TO .063"

**RACK CHASSIS**

PANELS ARE .063" ALUMINUM; STANDARD FRONT AND REAR PANELS ARE CLEAR ANODIZED, BLACK OR GOLD. PANELS ALSO AVAILABLE FOR ADDITIONAL \$7.50

**RACK CHASSIS**

MODEL	SIZE W x D x H (in)	PRICE \$
1RU5	19 x 5 x 1.75	34.00
1RU7	19 x 7 x 1.75	38.50
1RU10	19 x 10 x 1.75	38.75
1RU12	19 x 12 x 1.75	42.75
1RU16	19 x 15 x 1.75	45.75
1RU17	19 x 17 x 1.75	48.75
2RU5	19 x 5 x 3.5	38.50
2RU7	19 x 7 x 3.5	38.75
2RU10	19 x 10 x 3.5	38.75
2RU12	19 x 12 x 3.5	45.25
2RU15	19 x 15 x 3.5	48.25
2RU17	19 x 17 x 3.5	51.25
3RU5	19 x 5 x 5.25	48.00
3RU7	19 x 7 x 5.25	48.50
3RU10	19 x 10 x 5.25	51.00
3RU12	19 x 12 x 5.25	54.00
3RU15	19 x 15 x 5.25	57.00
3RU17	19 x 17 x 5.25	60.00

**DUAL SLOPE CABINETS**

MODEL	SIZE W x D x H (in)	PRICE \$
DS-1	4x8 x 4	40.00
DS-2	8x6 x 4	43.00
DS-3	8x8 x 4	46.00
DS-4	10x8 x 4	49.00
DS-5	12x8 x 4	52.00
DS-6	16x8 x 4	55.00
DS-7	4x8 x 8	50.00
DS-8	8x8 x 8	54.00
DS-9	8x8 x 6	58.00
DS-10	10x8 x 6	62.00
DS-11	12x8 x 6	66.00
DS-12	18x8 x 6	70.00

**BOX-IT™ SYSTEM**

A NEW MODULAR SYSTEM FOR FAST AND EASY CONSTRUCTION WITH NO TOOLS

- ASSEMBLES WITH ONLY A PHILLIPS SCREWDRIVER
- OVER 180 PUNCH-FRONT AND REAR PANELS TO MIX AND MATCH IN CLEAR, BLACK OR GOLD ALUMINUM
- FULL RANGE OF BOXES AVAILABLE IN FULL & HALF RACK WIDTHS; RACK MOUNT OR TABLE TOP STYLES
- ELECTRONIC COMPONENTS (VU METERS, POTS, SWITCHES, CONNECTORS, ETC.) ALSO AVAILABLE

**HEAVY DUTY RACK CHASSIS**

PANELS ARE .080" ALUMINUM AND ARE FIELD REMOVABLE. STANDARD FRONT & REAR PANELS ARE CLEAR ANODIZED. BLACK PANELS AVAILABLE FOR ADDITIONAL \$15.00

MODEL	SIZE W x D x H (in)	PRICE \$
3RU7 HD	19 x 7 x 5.25	130.75
3RU10 HD	19 x 10 x 5.25	127.00
3RU14 HD	19 x 14 x 5.25	140.75
4RU7 HD	19 x 7 x 7.0	127.00
4RU10 HD	19 x 10 x 7.0	135.50
4RU14 HD	19 x 14 x 7.0	140.75
5RU7 HD	19 x 7 x 8.75	139.25
5RU10 HD	19 x 10 x 8.75	139.75
5RU14 HD	19 x 14 x 8.75	150.25

**RF SHIELDED BOXES**

MODEL	DESCRIPTION W x D x H (in)	PRICE \$
SB-1	2.1 x 1.9 x 1.0	4.50
SB-2	3.3 x 1.9 x 1.0	6.00
SB-3	4.2 x 1.9 x 1.0	6.00
SB-4	6.3 x 1.9 x 1.0	10.50
SB-5	3.3 x 2.7 x 1.1	9.50
SB-6	4.8 x 2.7 x 1.1	11.50
SB-7	6.4 x 2.7 x 1.1	13.20
SB-8	2.8 x 2.7 x .63	7.00
SB-9	3.2 x 2.7 x .63	8.25
SB-10	4.8 x 2.7 x .63	9.00
SB-11	6.3 x 2.7 x .63	10.75
FTS-1	1000FS500C SOLDER TYPE	85
FTS-1	1000FS500C SCREW-IN TYPE	3.50

**RF SHIELDED BOX**  
HOT TIN-PLATED STEEL

FOR RF AND CLOCK TYPE CIRCUITS PLUS ALLOWS ELIMINATION OF UNWANTED SIGNAL SPOILOVER. BOXES COME WITH DIVIDERS AND THE LIDS CAN BE SOLDERED TO THE CASE. FEED THRU CAPACITORS ARE AVAILABLE AS SOLDER OR SCREW-IN TYPES.

**METAL CABINETS**

MODEL	SIZE W x D x H (in)	PRICE \$
MC-1A	4 x 3 x 2	12.00
MC-2A	6 x 3 x 2	14.00
MC-3A	8 x 3 x 2	16.00
MC-4A	4 x 5 x 3	14.50
MC-5A	6 x 5 x 3	16.00
MC-6A	8 x 5 x 3	18.00
MC-7A	4 x 7 x 4	16.00
MC-8A	6 x 7 x 4	18.00
MC-9A	8 x 7 x 4	20.00

**METAL CABINET**  
PANELS ARE .063" ALUMINUM; STANDARD FRONT AND REAR PANELS ARE CLEAR ANODIZED. BLACK OR GOLD PANELS AVAILABLE FOR ADDITIONAL \$5.00

**DUAL SLOPE CABINET**  
PANELS ARE .063" ALUMINUM

**Quantity Discounts**  
per order, non-assignable

10 - 99	10%
100 - UP	20%

Electronics Now, July 1995



**SES, INC.**  
2100 WARD DRIVE  
HENDERSON, NV  
89015 U.S.A.

**ORDER TODAY!**  
PREPAID ORDERS ARE SHIPPED SURFACE AT NO CHARGE  
(U.S. 48 STATES, MEXICO AND CANADA)



ORDERS (800) 634-3457 ■ FAX (800) 551-2749  
 OFFICE (702) 565-3400 ■ FAX (702) 565-4828  
 TECH LINE (702) 565-3993 M-Th 8 am to 4 pm (PST)  
 SESCOM, INC. is not responsible for inadvertent typographical errors and prices and specifications are subject to change without notice




# New and Pre-Owned Test Equipment

Substantial **SAVINGS** on New & Pre-Owned B+K Precision, Fluke, Hewlett-Packard, Goldstar, Leader, Tektronix, and more ...



**GoldStar Precision**

## New Oscilloscope Specials



**Model OS-9100P**  
Full 100 MHz Bandwidth!

**SUPER SALE! \$999.00**

- TV Synchronization Trigger
- Dual-Channel, High Sensitivity
- Calibrated Delayed Sweep
- Two Probes Included
- 2 Year Warranty

**FREE SHIPPING!**  
ON ALL GOLDSTAR EQUIPMENT  
ANYWHERE IN THE U.S.  
Excluding AK & HI

## Model OS-904RD

**On-Screen Measuring Cursors & Readout!**  
40 MHz Bandwidth \$699.00



**Professional Quality DMM**  
at an Affordable Price!  
**Model DM-334 \$99.00**

- 3.75 Dgts, 4000 Cnt, Auto Ranging
- DC/AC Volts (1000/750V)
- DC/AC Current (10 A)
- Resistance (40 Meg Ohm)
- Bar Graph, Min/Max, Data Hold
- Frequency Counter (1 MHz)
- Safety Holster & Test Leads Included
- 1 year Warranty

**WE BUY**  
**SURPLUS EQUIPMENT!**

Full line of Oscilloscopes, RF, Video & Audio Test Equipment,  
Power Supplies, Meters, Probes and Accessories.



**TOLL FREE 1-800-99-METER**  
1-800-996-3837

CIRCLE 288 ON FREE INFORMATION CARD

## Pre-Owned Oscilloscope Specials

Tektronix 465	100 MHz	\$499.00
Tektronix 465B	100 MHz	\$599.00
Tektronix 475	200 MHz	\$749.00
Tektronix 475A	250 MHz	\$849.00

- Professionally Refurbished
- Calibrated to Original Specifications
- Dual Channel, Calibrated Delayed Sweep
- 90 Day Warranty



**BK PRECISION**  
MAXTEC INTERNATIONAL CORP.

## NTSC Generator with RGB

**Model 1249A \$569.00**

- NTSC Color Bars  $\pm 5^\circ$  and  $\pm 5$  IEEE Units
- Ch. 3, 4, and IF Outputs Crystal Controlled
- Calibrated 1 Vp-p or Variable Composite Video Output
- RGB Outputs on BNC or 9-pin D Connector
- Composite, Vertical, and Horizontal Sync. Outputs
- Interlaced or Progressive Scan
- 1 Year Warranty

## Hand-Held Parts Tester Model 815 \$99.00

- Large 0.8" digits, 26 User Ranges
- Tests Transistor hFE and Leakage Ico
- Checks SCR's, Diodes, LED's, Caps, and Resistors
- Tests Batteries Under Actual Load Conditions
- 1 Year Warranty

## Variable 1-150VAC Isolation Transformer

**Model 1653 \$299.00**


- Metered Display of Voltage or Current
- 2 Amp. Continuous Output
- Eliminate Shock Hazard while servicing "Hot-Chassis" Equipment

**FOTRONIC**  
CORPORATION

P.O. BOX 708  
Medford, MA 02155  
(617) 665-1400  
FAX (617) 665-0780

# Motion Control System \$249.95

Includes Stepper Controller Card, 12VCT Transformer, (2) 4 Phase Stepper Motors, Easy to use I.B.M Software! Connects to any I.B.M. Compatible LPT Port (1,2,3)....



### \* Nothing more to Buy!

- Easy Installation 15 minutes or Less!
- No Tools Required!
- Design Robots, Plotters, Laser Systems!
- Drives (2), 4 Phase Stepping Motors!
- Bi-Directional 8 Bit Read and Write Port!
- Board Addressable, 16 Possible Choices!
- Fits in Standard 19" inch Card Rack!
- With Additional Cards Control 32 Motors on 1 LPT Printer Port!
- Features Include: Variable Speed, Step, Range, Direction, and On/Off Control!
- Free QBasic & Gwbasic Source Code \$ 59.95 value! \*

Send Check or M.O. to:

## CYBERMATION

"Intelligent Controllers"

1943 Sunny Crest Dr., Suite 288,  
Fullerton, CA 92635

Call Us Today!

Tel (714) 879-2000

Visa/Master Charge Accepted

\* Add \$12.00 S&H; CA residents please add sales tax \*

WHILE THEY LAST .....

## Super Discounts on FLUKE

- Cleaning Out OLD STOCK
- All Current Production
- All Items New W/Warranty
- Only 1 or 2 of Each Item
- First Come, First Served
- No More at These Prices

### SCOPEMETERS

Model 93	\$1,115
Model 95	1,355
Model 97	1,595

### MULTIMETERS

Model 11	\$65
Model 25	190
Model 27	239
Model 8010A	319
Model 8050A	399
8050A-01	435
Model 8062A	310

### OTHER INSTRUMENTS

Model 30 Clampmeter	\$79
Model 31 Clampmeter	159
Model 33 Clampmeter	215
Model 52 Thermometer	159

### ACCESSORIES


C20 Hard Case for 25,27	\$15
C75 Test Lead Case	4
C95 Scopemeter Soft Case	82
C97 Scopemeter Hard Case	45
Y8205 8010, etc. Soft Case	27
80PK4 Air Temp. Probe	32
80TH Touch/Hold Probe	71

### DISCONTINUED ITEMS (All new. No returned goods!)

Model 8020B Dig. MM	\$207
Model 8021B Dig. MM	168
80T-SP Surf. Temp. Probe	76
AC85 Large Allig. Clip	6
PV500 Press./Vac. Snsr.	284
Y9134 Allig. Clip (10 pk)	13

Call for BEST PRICES  
on other Fluke models  
and accessories.

### GOLDSTAR



### OSCILLOSCOPES

Model OS-9100P	\$995
Compact, 100MHz, dual-trace.	
Model OS-904RD	\$695
40MHz, dual-trace, cursors w/CRT readout	
Model OS-9020A	\$395
20MHz, dual trace	

### POWER SUPPLY

GP-4303D	
0-30V, 0-3A, digital V/I display, <1.5mV ripple, curr. limit.	\$199

### COUNTER / TIMER

MODEL FC-2130U	
Freq. 0.2Hz-1.3GHz, period, ratio, totalize, time interval	\$329


### HAMEG



### SPECTRUM ANALYZER

Model 5005	\$1,090
0.1-500MHz, dig. R/O -100,+13dbm. sens.	
Model 5005	\$1,470
as above but includes tracking genrtr., -50,+1 dbm.	

### HAMEG



### OSCILLOSCOPES

Model HM303	\$568
30MHz, dual-trace, component tester.	
Model HM205	\$1,065
20MHz, dual trace, analog/digital.	

800-554-8305  
FAX 404-772-9780  
Local/Technical  
404-772-9811

## TECHMART

4903 Gaidrew  
Alpharetta, GA 30202

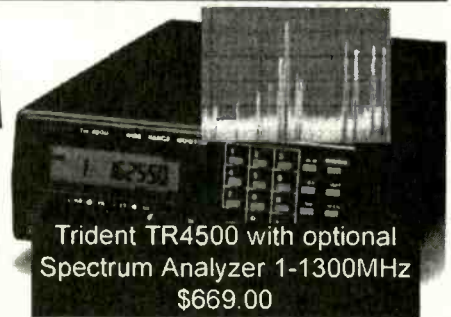
VISA/MASTERCARD  
UPS SHIPPING 4%  
Minimum order \$25

What's the easiest way to get Radio Active?

Dial 1 800 445 7717

## TRIDENT

## Bearcat



These are a few of our products and price values. For more information dial toll free or use our BBS, or get instant specs & info. from our fax back service.

Toll Free, 24 Hours! For orders or for tech support, dial our 800 number. For Fax Facts Instant catalog sheet service, dial 317 849 8683. Computer BBS

# ACE

COMMUNICATIONS

10707 E. 106th St. Fishers, IN 46038

CIRCLE 212 ON FREE INFORMATION CARD


& Fax/Modem, 317-579-2045. Mastercard, Visa, Checks, Approved P.O.'s & COD (add \$5.50) & AMEX, Discover. Prices, specs and availability subject to change. Ground shipping and handling charge \$6.95



# Quality Reconditioned Test Equipment

**OUR SPECIAL OFFER**

**Hewlett-Packard 6289A Power Supply**  
0 to 40 VDC, 0 to 1.5 ADC  
**\$375.00**  
New



## Fluke 5100B Calibrator

Multifunction calibrator for analog and digital multi-meters to 4 1/2 digits, direct or alternating voltage or current plus resistance. Has options 03, 05.

**\$8000.00**

## Hewlett-Packard 3336B Synthesizer/Level Generator

This level generator is an excellent precision source from 10 Hz to 20.9 MHz, frequency resolution of .001 Hz, level accuracy within .15 dB over full range, AM and phase modulation. Fully programmable over HP-IB, harmonics down more than 5 dB.

**\$650.00**

## Hewlett-Packard 3586B Selective Level Meter

Makes carrier measurements to 32.5 MHz, voice channel measurements from 50 Hz to 100 kHz, can use the 3336B Level Generator as an automatic tracking generator. Includes options 001, 003, & 004.

**\$850.00**

Buy both together as a set for ..... **\$1300.00**

## Hewlett-Packard 105B Quartz Oscillator

High spectral purity, excellent stability, well-buffered outputs, aging <math>5 \times 10^{-10}</math> per day. High reliability, built in 6 hour standby battery.

**\$1950.00**

## Tektronix 2336 100 MHz Oscilloscope

DC to 100 MHz bw, 5 mV/div to 5 V/div, 5 ns/div sweep rate,  $\Delta$  time on the flip top cover.

**\$1250.00**

## Wavetek 2001

Sweep Generator, 1 to 1400 MHz, RF output of +10 to -80 dBm in 1 dB steps.

**\$975.00**

## Tektronix 475A Oscilloscope

250 MHz bw, dual channel, 5 mV/div sensitivity, 1 ns/div sweep rate. Includes 2 probes.

**\$975.00**

## Hewlett-Packard 3582A Spectrum Analyzer


Frequency range, .02 Hz to 25.5 kHz, dual-channel, band selectable analysis for 0.02 Hz resolution, sensitivity -120 dBV, digital trace storage. Option 01.

**\$2850.00**

## Tektronix 492 Spectrum Analyzer

50 kHz to 21 GHz, 80 dB dynamic range, amplitude comparison in 0.25 dB steps. Options 01, 02, & 03.

**\$8850.00**



## Tektronix 496P Programmable Spectrum Analyzer

1 kHz to 1.8 GHz, amplitude comparison in 0.25 dB steps, 80 dB dynamic range, automatic phase lock, GP-IB fully programmable.

**\$8500.00**

## Wavetek 270 Function Generator

.01 to 12 MHz, programmable, GPIB, 200 stored settings. Option 002.

**\$950.00**

## Hewlett-Packard 432/8478B Power Meter with Thermistor Mount

10 MHz to 18 GHz, 10 $\mu$ W to 10 mW full range, digital display.

**\$850.00**

## Hewlett-Packard 11975A Microwave Amplifier

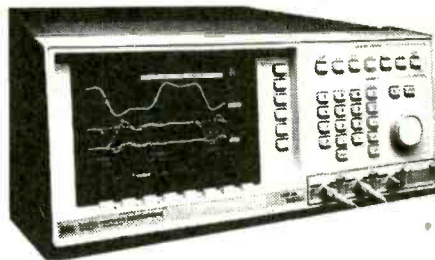
General purpose, leveled microwave amplifier, 2 to 8 GHz, frequency range.

**\$3000.00**

## Hewlett-Packard 54100A Digitizing Oscilloscope

1 GHz bw, 350 ps rise time, 100 ps/div time base, 40 ms/sec maximum digitizing rate, pre-trigger viewing, logic triggering, includes 3 HP 54002A 50 $\Omega$  BNC input pods.

**\$6000.00**



## Hewlett-Packard 8505A Network Analyzer with 8501A & 8503A

500 kHz to 1.3 GHz, 100 dB dynamic range. Includes 8501A storage normalizer and 8503A S parameter test set.

**\$5000.00**

## Wandel & Goltermann TSA-1 Transmission System Analyzer

Frequency range of 100 Hz to 180 MHz, spectrum analysis, selective level, demodulation and phase jitter.

**\$2250.00**



Above unit with Network Analyzer.

**\$2750.00**

Please call for our Free 1995 Catalog

14455 NORTH 79TH STREET, UNIT #C • SCOTTSDALE, ARIZONA 85260  
**(602) 483-6202 • Fax (602) 483-6403**

CIRCLE 235 ON FREE INFORMATION CARD

www.americanradiohistory.com

**DANBAR**  
SALES COMPANY

July 1995, Electronics Now

123



# ALFA ELECTRONICS

HIGH QUALITY TEST EQUIPMENT  
BEST PRICE



**DMM 89 \$199.95**  
**Most Advanced DMM**  
*All Purpose & Communication*  
-80.7 to 81.4 dBm with 4Ω -1200Ω  
20 reference impedances  
True RMS  
Frequency counter: 0.01Hz-10MHz  
Capacitance: 1pF-50,000μF  
Measure AC volt to 20kHz  
5000 counts, 0.1% accuracy  
Auto/manual range, fast bar graph  
Min/Max/Ave/DH/Relative/Zoom  
Auto power off  
Input warning  
Splash proof  
Volt, amp, ohm, logic, diode, continuity  
Ruggedized case  
Rubber holster included



**DMM 2360 \$119.95**  
**DMM+LCR Meter**  
*Very Versatile DMM*  
Inductance: 1μH-40H  
Capacitance: 1pF-200μF  
Frequency: 1Hz - 4MHz  
Temperature: -40-302°F  
TTL Logic Test: 20MHz  
Diode, Continuity  
Volt, Amp, Ohm  
3999 count display  
Peak Hold  
Auto power off  
Ruggedized case  
Temperature probe included  
Rubber Holster \$8.00



**DMM 20 \$74.95**  
Inductance: 1μH-40H  
Capacitance: 1pF-200μF  
Frequency: 1Hz-20MHz  
Volt, amp, ohm, diode,  
20 Amp AC/DC current  
Transistor HFE  
Continuity, duty %  
Peak hold/Max  
Ruggedized case  
Rubber holster \$8.00  
**Full line of DMMs,**  
economy, compact,  
ruggedized, solar cell,  
automotive, heavy  
duty, industrial  
starts from \$15.95


**Fluke Multimeter**  
Fluke 12 \$84.95  
Holster C-10 \$10  
Fluke 70 II \$67.5  
Fluke 73 II \$94  
Fluke 75 II \$129  
Holster C-70 \$16  
Fluke 77 II \$149  
Fluke 79 II \$169  
Fluke 29 II \$169  
Fluke 83 \$225  
Fluke 85 \$259  
Fluke 87 \$287  
Fluke 97  
Scope Meter \$1785




**LCR Meter 131D \$229.95**  
**Most Advanced LCR**  
Dual display L/Q or C/D  
Inductance: 0.1μH-1000H  
Capacitance: 0.1pF-10,000μF  
Impedance: 1mΩ-10MΩ  
0.7% basic accuracy  
Auto/manual range  
Dissipation factor & Q factor  
Serial & parallel mode  
Relative mode for comparison  
and to remove parasitics  
Statistics, tolerance,  
Best for design, incoming  
testing & production  
SMD and chip component  
test probe \$25.00



**LCR Meter 814 \$189.95**  
**Best Resolution LCR**  
Inductance: 0.1μH-200H  
Capacitance: 0.1pF-20,000μF  
Resistance: 1mΩ-20MΩ  
1% basic accuracy  
Dissipation factor indicates leakage  
in capacitor and Q factor in inductor  
Zero adjustment to reduce parasitics  
Best for high frequency RF  
SMD and chip component test probe  
\$25.00  
**LIMITED QUANTITY SPECIAL**  
**DIGITAL LCR METER \$74.95**  
0.1pF, 1μH, 10mΩ resolution




**Frequency Counter FC-1200 \$129.95**  
Frequency: 0.1Hz-1.25GHz  
Display: 8 digit LCD  
Period: 0.1μs-0.1s  
Records Max/Min/Average  
Data hold, relative mode  
Telescoping antenna \$8.00  
Deluxe case \$5.00  
**Also Available:**  
AC/DC clamp meter, Light meter,  
Thermometer, pH meter, High  
voltage probe, Digital caliper,  
Anemometer, Electronic scale,  
Force gauge, Tachometer,  
Stroboscope, Humidity & EMF  
adapter, Sound level meter,  
Frequency counter, SWR/field  
strength/power meter, Dip meter




**20 MHz Oscilloscope with Delay Sweep PS-205 \$429.95**  
Dual Trace, Component test, 6" CRT, X-Y Operation, TV Sync, Z-Modulation, CH2 Output, Graticule Illum, 2 probes each has x1 x10 switch. Best price with delay sweep.  
PS-200 20 MHz DUAL TRACE \$339.95  
PS-400 40 MHz DUAL TRACE \$494.95  
PS-405 40 MHz DELAY SWEEP \$589.95  
PS-605 60 MHz DELAY SWEEP \$789.95  
**Scope Probe: 60MHz x1, x10 \$15, 100MHz x1, x10 \$22, 250MHz x1, x10 \$29, 250MHz x100 \$39**


**Digital Storage Scope**  
DS-203 20MHz, 10M Sample/sec \$729.95  
DS-303 30MHz, 20M Sample/sec \$849.95  
DS-303P with RS-232 Interface \$1,049.96  
Switchable between digital and analog modes  
2 K word per channel storage  
8 bit vertical resolution (25 Level/div)  
Expanded Timebase 10ms/div - 0.5 s/div  
Refresh, Roll, Save all, Save CH2, Pre-Trig  
Plotter control



**DC Power Supply PS-303 \$159.00**  
**0-30 VDC, 0-3A output**  
Constant voltage & constant current mode  
0.02% + 2mV line regulation  
0.02% + 3mV load regulation  
1 mVrms noise and ripple  
Short circuit and overload protected  
PS-8200 with digital voltmeter \$179.00  
Also available: 30V/5A, 60V/3A, 60V/5A, 16V/10A, 30V/10A



**DC Power Supply Triple Output PS-8202 \$499.95**  
Two 0-30 VDC, 0-3A outputs  
One fixed 5VDC, 3A output  
Capable of independent or tracking operation  
Constant voltage and constant current mode  
Four digital meters for volt and current display  
Excellent regulation and low ripple  
Short circuit and overload protected  
Also available: 30V/5A, triple output \$549.95  
Dual tracking 30V/3A, 30V/5A, 60V/3A, 60V/5A



**RF SIGNAL GENERATOR SG-4160B \$119.00**  
100 kHz-150MHz sinewave in 8 ranges  
RF Output 100mVrms to 35 MHz  
Internal 1kHz, External 50Hz-20kHz  
AM modulation  
Audio output 1 kHz, 1 Vrms

**AUDIO GENERATOR AG-2601A \$119.00**  
10Hz - 1MHz in 5 ranges  
Output: 0-8Vrms sinewave  
0-10Vp-p squarewave  
Synchronization: ±3% of oscillation frequency per Vrms  
Output distortion:  
0.05% 500Hz - 50kHz  
0.5 % 50Hz - 500kHz  
Output impedance: 600 ohm

**FUNCTION GENERATOR FG-2100A \$169.95**  
0.2 Hz - 2 MHz in 7 ranges  
Sine, square, triangle, pulse and ramp  
Output: 5mV-20Vp-p  
1% distortion, DC offset ± 10V  
VCF: 0-10V control frequency to 1000:1



**RF SIGNAL GEN./COUNTER SG-4162 AD \$229.95**  
Generates RF signal same as SG-4160B  
8 digit frequency counter 1Hz - 150 MHz for internal and external source Sensitivity <50mV

**AUDIO GEN./COUNTER AG-2603AD \$229.95**  
Generates audio signal same as AG-2601A  
8 digit frequency counter 1Hz-150MHz for internal and external sources Sensitivity <50mV

**FUNCTION GEN./COUNTER FG-2102AD \$229.95**  
Generates signal same as FG-2100A  
Frequency counter 4 digits  
Feature TTL and CMOS output  
**SWEEP FUNCTION GEN./COUNTER \$329.95**  
0.5Hz to 5 MHz in 7 ranges  
Sweep: Linear 10:1/Log 10:1 20ms to 2s  
AM Modulation  
Gated Burst, Voltage Control Generator  
Generator Control Voltage & 8 digit counter  
1Hz-10MHz for internal & external sources

**ALFA ELECTRONICS**  
741 Alexander Rd., Princeton, NJ 08540

(800) 526-2532/(609) 520-2002 15 DAY MONEY BACK GUARANTEE. 1 YEAR WARRANTY  
FAX: (609) 520-2007 CALL OR WRITE FOR FREE CATALOG AND BEST OFFER.  
Visa, Master Card, American Express, COD, Purchase Order Welcome

CIRCLE 213 ON FREE INFORMATION CARD




**100 MHz Cursor Readout Scope**  
4 ch, 8 traces OS-6101 **\$1,499.95**



- \* 4 independent channels, 8 traces
- \* Time /Voltage cursor measurement
- \* ALT triggering function for 4 ch.
- \* Sweeps to 2ns/div, Delayed Sweep
- \* TV Sync., Ch. 1 output, Z-axis input
- \* 2 probes(x1, x10)

**100 MHz Scope, 4ch. 8 traces**  
**Best value all purpose scope**  
OS-6100B **\$1,329.95**



- \* 4 channels, 8 traces
- \* High sensitivity 500uV/div
- \* Sweeps to 2ns/div, Delayed sweep
- \* 20 kV accelerating voltage
- \* TV sync., Z-axis input
- \* A and B gate output
- \* Best price 100 MHz scope
- \* 2 probes(x1, x10)

**50 MHz Triggering Oscilloscope**  
OS-653 **\$699.95**



- \* Dual Channel
- \* Hold Off Function
- \* Delayed Sweep
- \* Built-in Delay Line
- \* TV Sync
- \* ALT Triggering
- \* High sensitivity 1 mV/div
- \* Trigger level lock function
- \* Z-axis input, CH1 output
- \* 2 probes(x1, x10)

**20 MHz Oscilloscope**  
OS-622B **\$344.95**



- \* Dual trace, X-Y operation
- \* TV Sync., Z-axis input CH 1 output
- \* High sensitivity 1 mV/div
- \* Trigger level lock
- \* 2 probes (x1, x10)
- OS-645B - 40 MHz Cursor readout..... \$ 734.95
- OS-625B - 20 MHz Cursor readout..... \$ 549.95
- OS-623B - 20 MHz w/Delayed Sweep..... \$ 449.95
- OS-935 - 5 MHz One channel..... \$ 209.95

**DC Linear Power Supplies**  
Single Output



- \* Constant voltage and constant current mode
- \* Voltage regulation  $\leq 0.01\%$
- \* Current regulation  $\leq 0.2\%$
- \* Low ripple and noise
- \* Overload and reverse polarity protection
- \* Features 2 analog or 1 digital meter(PS series)  
2 analog or 2 digital meters(PR series)

PS-1830 : (0-18V, 0-3A).....	\$209.95
PS-1830D : Digital Display.....	\$219.95
PS-1850 : (0-18V, 0-5A).....	\$219.95
PS-1850D : Digital Display.....	\$244.95
PS-3030 : (0-30V, 0-3A).....	\$224.95
PS-3030D : Digital display.....	\$254.95
PS-6010 : (0-60V, 0-1A).....	\$209.95
PR-1810H : (0-18V, 0-10A).....	\$349.95
PR-3060 : (0-30V, 0-6A).....	\$314.95
PR-6030 : (0-60V, 0-3A).....	\$299.95
PR-6030D : Digital Display.....	\$399.95

**Triple Output DC Power Supplies**



- \* Two variable 0-30VDC, 0-3A outputs
- \* One fixed 5VDC, 3A output
- \* Auto tracking
- \* Auto serial and parallel operation
- \* Constant voltage and constant current mode
- \* Continuous/dynamic load can be selected
- \* Features 4 analog or 2 digital displays

PC-3030 : (0-30V, 0-3Ax2).....	\$499.95
PC-3030D : Digital display.....	\$549.95

**Programmable DC Power Supplies**



- \* High stability, low drift, 4 digit display
- \* Front/rear output-sense switch selectable
- \* Auto step running w/timer settings
- \* 100 point programmability (PPS series)
- \* 50 point programmability (PPT series)
- \* Auto serial and parallel operation (PPT series)
- \* Auto tracking (PPT series), IEEE-488.2 and SCPI compatible command set (optional)
- PPS-1869G: (0-18V, 0-6A)..... \$1099.95
- PPS-3635G: (0-36V, 0-3.5A)..... \$1099.95
- PPS-6020G: (0-60V, 0-2A)..... \$1099.95
- PPT-1830G: (0-18V, 0-3Ax2, 0-6V, 0-5A)..... \$1399.95
- PPT-3615G: (0-36V, 0-1.5Ax2, 0-6V, 0-3A)..... \$1399.95


**Digital Display Function Generator**  
FG-8016G **\$239.95**



- \* Frequency Range: 0.02Hz to 2MHz
- \* Three instruments in one: Function generator, Pulse generator & Frequency counter.
- \* Sine, Triangle, Square, TTL Pulse and CMOS output
- \* Built-in 6 digit counter with INT/EXT function
- \* 1000:1 tuning range
- \* Variable DC offset control

FG-8015 Function Generator	
* 0.02Hz-2MHz (No Counter).....	\$189.95
FC-8131 Intelligent Counter 1.3GHz.....	\$469.95
FC-8270 Intelligent Counter 2.7GHz.....	\$629.95
UC-2010G Universal Counter.....	\$294.95

**Digital Multimeter & C Meter**  
DM-8034(3½ digits) **\$179.95**



- \* 8 Function, AC/DC voltage, AC/DC current, resistance
- \* Built-in C meter, diode test and audible continuity check
- \* High voltage 1000V and 20A range
- \* 0.5% basic accuracy
- DM-8040 (3½ Digits, True RMS)
- \* Measures ACV to 50 kHz..... \$339.95
- DM-8055 (5½ Digits)..... \$649.95
- \* 0.006% basic accuracy
- \* 1uV, 1mΩ, 1nA resolution
- \* dBm measurement
- \* Auto range, relative mode, Max/Min
- DM-8055G(5½ Digits, GPIB)..... \$889.95

**Model DM-392**  
(3½ digits) **\$109.95**




- \* Auto/Manual ranging(38 ranges)
- \* 42 Segment analog bar graph
- \* Data Hold/Min-Max memory /Relative mode
- \* Auto power off
- \* Overload protection
- \* Audible continuity check /diode test
- \* Capacitance: 1pF-40uF
- \* Frequency: 0.1Hz-1MHz
- \* 20 Amp range
- \* Double high energy fused (1A, 20A)
- \* 0.3% DCV accuracy
- \* AC True RMS (DM-394 only)

DM-351 : 3½ Digits w/Continuity, Auto Off.....	\$54.95
DM-352 : 3½ Digits, Cap. Freq. hFE, 20 Amp.....	\$79.95
DM-353 : 3½ Digits, Cap. Freq. Temp. hFE.....	\$84.95
DM-391 : 3½ Digits, Auto, Cap. Freq. Min/Max.....	\$99.95
DM-392 : 3½ Digits, Hold, Min/Max 20Amp.....	\$109.95
DM-393 : 3½ Digits, Peak, Logic, hFE, Freq.....	\$119.95
DM-394 : 3½ Digits, TRMS, Same as DM 392.....	\$129.95



# Get A New Image



## PC HF Facsimile \$99

PC HF Facsimile is a simple, yet comprehensive short-wave fax system for the IBM PC and compatibles. It includes an FSK demodulator, advanced signal processing software, tutorial audio cassette, and complete reference manual. Just plug the demodulator into a serial port, install the software and getting FAX is a snap.

## PC SSTV \$149.95

PC Slow Scan Television is a complete system for sending and receiving full color amateur SSTV. The package includes an SSTV FSK modem, SSTV software, image capture utilities and reference manual. All popular formats are supported including Robot, Scottie, Martin and AVT. The system requires a 286, 386 or faster PC with VGA or super VGA display.



## Have It All For Only \$199.95

For a limited time we are offering both software packages with a single FSK modem for under \$200. This combination offer will let you send and receive all the popular HF image transmission modes.

Call or write for our free catalog. Visa and Mastercard welcomed.


## Software Systems Consulting

615 S. El Camino Real, San Clemente, CA 92672

Tel.(714) 498-5784 Fax.(714) 498-0568

## NOW YOU CAN "SEE" INVISIBLE FIELDS AND AVOID THEM

Most homes and offices have hot spots with strong artificial electro-magnetic fields, where chronic exposure may cause mental or physical problems. Even the EPA names these fields as suspected carcinogens. You can reduce your risk by avoiding these high-field areas.



The *TriField*™ meter detects far more of these fields than any other electromagnetic pollution meter. It's the only one that independently reads AC electric fields, AC magnetic fields, and radio/microwaves. It also reads field strengths in all directions simultaneously. Every other meter that sells for under \$500 reads only magnetic and only in one direction — they can entirely miss a magnetic field unless pointed correctly and are blind to radio/microwaves and electric fields, both of which cause biological effects.

The *TriField*™ meter reads all three types of fields numerically and with a SAFE/BORDERLINE/HIGH SCALE, weighted proportional to effect on the body. Thresholds are based on epidemiological and laboratory studies. (While no absolute hazard thresholds have been established, reduction of relative exposure is prudent.)

The *TriField*™ meter comes ready-to-use with battery, instructions, and one-year limited warranty. The cost is \$144.50 postpaid.

AlphaLab, Inc. / 1280 South Third West / Salt Lake City, UT 84101-3049  
For literature and information, call (503) 543-6545

## FM TRANSMITTERS ELECTRONIC KITS AND MORE

**SATISFACTION GUARANTEED!**

WE ACCEPT VISA, MC, MO, COD SHIPPING & HANDLING EXTRA



BUY WITH CONFIDENCE FROM XANDI  
• 30-DAY REFUND POLICY  
• TECH SUPPORT NUMBER (602-894-0992)

- Tunes 88-108 MHz.
- Powerful 2 stage audio amplifier.
- Sensitive, picks up sounds at the level of a whisper.
- Up to 1 mile range.
- Requires 9V battery. (Not incl.)



**SUPER-MINIATURE FM TRANSMITTER**  
Super small FM transmitter. Use with any FM broadcast receiver. Easy to assemble, all chip (SMT) parts are pre-assembled to the circuit board.

**XST500 (E-Z) Kit ..... \$44.95**

- Miniature photo battery mounts right on circuit board. (Included)
- Tunes 88-108 MHz.
- Up to 1/2 mile range.
- Sensitive 2 stage audio amplifier, picks up sounds at the level of a whisper.



**MICRO-MINIATURE FM TRANSMITTER**  
Including the battery, this is the Worlds smallest FM transmitter. Use with any FM broadcast receiver. Easy to assemble, uses pre-assembled circuit board.

**XWB1000 E-Z KIT ..... \$49.95**

- Up to 1 mile range.
- Miniature photo battery mounts right on circuit board.
- Transmits at 143 MHz.
- Amazing audio sensitivity, picks up sounds at the level of a whisper.



**CRYSTAL CONTROLLED FM TRANSMITTER**  
Including the battery, this is the Worlds smallest crystal controlled FM transmitter. Transmits to any scanner type receiver. Easy to assemble, uses pre-assembled circuit board.

**XTL1000 E-Z KIT ..... \$69.95**

- Smallest Phone transmitter anywhere!
- Tunes 88-108 MHz.
- No batteries required, powered by phone line.
- Up to 1/4 mile range.
- Attach to phone line anywhere in house, even inside phone.



**SUPER-MINIATURE PHONE TRANSMITTER**  
Worlds smallest FM phone transmitter. Use with any FM broadcast receiver. Easy to assemble, all chip components are pre-assembled to the circuit board.

**XSP250 (E-Z) Kit ..... \$34.95**

- Dial your phone from anywhere and listen to the sounds inside your home.
- Two digit Touch Tone code for secure operation.



**TELEPHONE SNOOP**  
Call home from anywhere, enter a two digit security code, and hear the sounds in your home. Automatically turns on without ringing the phone, enters code, then activates for one and a half minutes.

**XPS1000 (C) Kit ..... \$13.95**

**XPS1000 (C) KIT**

- Transmits a continuous beeping tone.
- Adjustable from 88 to 108 MHz.
- Up to 1 mile range.
- Works with any FM broadcast receiver.



**TRACKING TRANSMITTER**  
Only 0.7 by 2.4 inches, the XTR100 operates at voltages of 3 to 16 Volts and is ideal for use in locating lost model rockets, bicycles, automobiles, games of hide and seek, and contests.

**XTR100 (C) Kit ..... \$33.95**

**XTR100 (C) KIT**

- Uses sensitive microwave transistor amplifier.
- Covers 1 to 2,000 MHz.
- Compact hand held unit.
- Includes miniature loud speaker for audio indication of detected signals.



**SUPER SENSITIVE BUG DETECTOR**  
When the XBD200 intercepts a signal in the 1 to 2,000 MHz range, it emits a growl that increases to a high pitched squeal as the signal strength increases.

**XBD200 (C) Kit ..... \$49.95**

**XBD200 (C) KIT**

- Use with any FM broadcast receiver.
- Hear every sound in an entire house!
- Up to 1 mile range
- Powerful 2 stage audio amplifier.



**MINIATURE FM TRANSMITTER**  
The XFM100 has a super sensitive microphone and is capable of picking up sounds at the level of a whisper and transmitting them to any FM broadcast receiver.

**XFM100 (C) Kit ..... \$32.95**

**XFM100 (C) KIT**

- Digital voice changing: male to female, female to male, adult to child, child to adult.
- Maintain anonymity on any call.
- Button for normal operation.
- 16 levels of voice masking.



**VOICE CHANGING TELEPHONE**  
STOP THOSE ANNOYING TELEPHONE CALLS! Sound older and tougher when you want to. Not a kit. Fully assembled. Single phone operation only.

**TRANSITION 2000 ..... \$89.95**

**TRANSITION 2000**

- Digital voice changing: male to female, female to male, adult to child, child to adult.
- Use with any modular phone.
- 16 levels of voice masking.
- Connects between handset and phone.



**VOICE CHANGING ACCESSORY**  
STOP THOSE ANNOYING TELEPHONE CALLS! Sound older and tougher when you want to. Not a kit. Fully assembled. Use with single or multi-line phones.

**TRANSITION 2001 ..... \$59.95**

**TRANSITION 2001**

- Uninterrupted 800 to 950 MHz coverage.
- Works with any scanner that can receive 400 to 550 MHz.



**800-950 MHz SCANNER CONVERTER KIT**  
If your scanner can receive 400-550 MHz, just add the XLC900 for uninterrupted 800-950 MHz coverage. It converts all 800-950 MHz signals to 400-550 MHz so your scanner can receive them! Add our custom case kit for that "Professional" look.

**XLC-CASE KIT ..... \$13.95**

**XLC900 (C) KIT ..... \$49.95**

**XLC900 (C) KIT**

- Transmit high quality stereo to any FM stereo receiver.
- Built-in output level monitor for quick and easy tuning.
- Ideal for use with personal CD player.



**FM STEREO TRANSMITTER**  
Transmit full-bodied Hi Fi stereo to any FM stereo receiver. Separate left and right inputs and gain controls. Includes an output booster stage for greater range.

**XFS-CASE KIT ..... \$13.95**

**XFS108 (C) KIT ..... \$41.95**

**XFS108 (C) KIT**

**XANDI ELECTRONICS** Serving the public since 1981  
1270 E Broadway Rd. # 113, Tempe AZ 85282

TOLL FREE ORDER LINE  
1-800-336-7389  
ASK FOR FREE CATALOG OF OUR PRODUCTS

SEND MAIL XANDI ELECTRONICS  
ORDERS TO: BOX 25647  
TEMPE, AZ 85285-5647



# DO-IT-YOURSELF AUDIO AMPLIFIER KITS

Mark V Electronics, Inc.  
8019 E. Slauson Ave.,  
Montebello, CA 90640

In business since 1985

Free Catalog 213/888-8988  
Fax 213/888-6868

Order 1-800-521-MARK/1-800-423-FIVE

Kit skill levels are specified as ▲ beginner ▲▲ intermediate or ▲▲▲ advanced!

## AF-2 ▲▲ 120-250W MOSFET POWER MONO AMPLIFIER (6 lbs.)



Kit: \$ 89.80 Aasm: \$ 114.80

Power Output: 250W into 4 ohms RMS (42Vx2 6A transformer is used). Frequency Response: 3-22,000HZ. THD: <0.03%. Signal to Noise Ratio: 91dB. Sensitivity: 1V RMS at 47K. Load Impedance: 4 or 8 ohms. Power Requirement: ±46VDC 4A or ±60VDC 6A. Suggested Mark V model 012 transformer. Capacitor: 10,000uf 80V model 016. Suggested Metal Cabinet LG-1925.

## AF-3 ▲▲▲ 300W MOSFET HIGH POWER MONO AMPLIFIER (7 lbs.)



Kit: \$ 185.00  
Aasm: \$ 195.00

Power Output: 300W into 4 ohms RMS. 200W into 8 ohms RMS. Frequency response: 10HZ-20KHZ. THD: < 0.03%. Signal to noise ratio: 91dB. Input Sensitivity & Impedance at 1KHZ, 1V 47K. Load Impedance: 4-16 ohms. Power Requirement: ±55 to ±65VDC 8A. Suggested Mark V model 009 Transformer. Capacitor 10,000uf 80V model 016. Recommended Metal Cabinet LG-1925.

## TA-800MK2 ▲▲ 120+120W PRE & MAIN STEREO AMP. (4 lbs.)



Kit: \$ 87.92  
Aasm: \$ 86.95

Power Output: 120W into 4 ohms RMS. 72W into 8 ohms RMS. Frequency Response: 10-20KHZ. THD: <0.01%. Tone Control: Bass ±12dB, Mid & Treble ±8dB. Sensitivity: Phono Input, 3mV into 47K. Line, 0.3V into 47K. Signal to Noise Ratio: 86dB. Power Requirement: 40VDC @ 6A. Suggested Mark V model 001 or 008 transformer. Recommended Metal Cabinet LG-1924.

## TA-1000A ▲▲ 100W DYNAMIC CLASS A MONO AMP. (4 lbs.)



Kit: \$ 54.00 Aasm: \$ 74.00

Power Output: 100W into 8 ohms RMS, 125W into 4 ohms RMS. Frequency Response: 10HZ-100KHZ. THD: <0.008%. Signal to Noise Ratio: 80dB. Sensitivity: 1V. Power Requirements: 35 to 45VDC @ 3A. Suggested Mark V model 001 or 008 transformer. Capacitor 10,000uf 80V model 016. Recommended Metal Cabinet LG-1924.

## TA-388 ▲▲▲ CLASS A FET DYNAMIC BUFFER STEREO PRE-AMP. (1 lb.)



Kit: \$ 84.00 Aasm: \$ 80.00

Frequency Response (at rated output): Overall 10HZ-100KHZ +0.5dB-1dB. THD: Overall <0.007% at or below rated output level. Channel Separation (at rated output 1KHZ): Overall better than 70dB. Hum & Noise: Overall better than 90dB. Input Sensitivity (1KHZ for rated output): 300-600mV. Maximum Output Level: Pre-Amp output 1.8V (0.1% THD). Power Requirement: 30V X 2 AC 500mA.

## SM-100 ▲▲▲ 150 MHZ 8 DIGIT FREQUENCY COUNTER (2 lbs.)



Kit: \$ 79.00 Aasm: \$ 99.00

Frequency Range: 10HZ-150MHZ. Gate Time: 0.01s, 0.1s, 1s, 10s. Input Sensitivity: KHZ range 10HZ-10MHZ 20mV(min.). MHZ range 1MHZ-120MHZ 20mV(min.), 120MHZ-150MHZ 35mV (min.), 150MHZ-200MHZ 40mV(typical). Time Base: 10MHZ crystal, ±10 ppm. Input Impedance: 1M ohm. Response Time: 0.2s. Resolution: 0.1 HZ: 10s gate time, 1HZ: 1s gate time, 10HZ: 0.1s gate time, 100 HZ: 0.01s gate time. Hold the last input signal. Reset counter to 0. DC 9V power adapter or 1.5VX4"D" size batteries. (Adapter not included)

## METAL CABINETS WITH ALUMINIUM FRONT PANEL (4-10 lbs.)



Best Buy  
LG-1273 3x12x7" \$ 26.50  
LG-1684 4x16x8" 32.50  
LG-1924 4x19x11½" 38.25  
LG-1925 5x19x11½" 42.00  
LG-1983 2½x19x8" 35.25

## POWER TRANSFORMERS & TOROIDAL TRANSFORMERS (5-12 lbs.)



001 28/30V x 2 6A \$ 30.00  
002 36V x 2 3A 25.00  
003 40V x 2 6A 32.00  
\*\*008 28/30V x 2 6A 40.00  
\*\*009 48/53V x 2 8A 66.00  
\*\*012 33/40/42V x 2 6A 48.00

## TY-2 ▲ FLUORESCENT LIGHT DRIVER



Kit: \$ 14.75  
Aasm: \$ 20.50

This unit drives 6-40W fluorescent light for portable and emergency use. Works from a 7.2-16V DC battery. Includes a "Hi-Efficiency Switching Mode IC Driving Circuit" suitable for use with different lights. (1 lb.)

## TR-503 ▲ REGULATED DC POWER SUPPLY



Kit: \$ 18.75 Aasm: \$ 27.05

It is short circuit proof and has overload protection. Output voltage is variable over a range of 0-50V. Current limit trip is adjustable up to max of 3A. Suggested Mark V 002 transformer. (1 lb.)

## SM-302 ▲ 60+60W STEREO POWER AMP.



Kit: \$ 75.00  
Aasm: \$ 94.00

It provides 3 input jack pairs. One pair accept a high impedance microphone. The two remaining pairs are for high & low level input sources. Power Output: 60W per channel into 4 ohms RMS. 20HZ-20KHZ. THD: <0.1%. Input Sensitivity: Mic/Guitar 10mV, Hi 380mV, Lo 640mV. Ready to plug in when assembled. (11 lbs.)

## SCHOOL PROJECT KITS SOURCE

SM-866 Dynamic Noise Reduction ▲ \$ 26.00  
TA-006 6W Mini-Amplifier ▲▲ 9.50  
TA-28 Digital Voice Memo ▲▲ 25.00  
TA-120 36W Class A Power Amp. ▲▲ 32.50  
TA-201 Microphone Mixer Mono Amp. ▲ 20.79  
TY-45 20 Bar/Dot Level Display ▲▲ 41.45  
TY-43 3½ Digital Panel Meter ▲ 30.00

See our catalog for more kits!

Minimum order \$ 20.00. We accept Visa, MasterCard & Money Orders. Checks allow 2 weeks for clearance. We ship by UPS ground inside US (min \$ 4.00) and ship by US mail outside US. Please call for orders over 2 lbs. or fax foreign orders. PO Orders are welcome from schools. We are not responsible for typographical errors.



# DC/CAD

introducing...

## THE TERMINATOR

Super High Density Router  
(Complete with Schematic & PCB EDITOR)

Features the following powerful algorithm & capability:

- No copy protection
- Rip-up Retry
- Pre-routing of SMT components
- User defined strategies
- Real-Time clean up and via minimization
- Gate & Pin swapping
- 1-mil Autoplacer and Autopanning
- Two-way Gerber and DXF
- Automatic Ground Plane w/Cross-Hatching
- Complete w/Schematic & Dolly Libraries
- Optional simulation capability & enhanced mode for 486 users
- Gate & pin swapping

**ANNOUNCING  
PROMOTIONAL  
OFFER FOR:  
New DC/CAD Windows  
Price Range \$295-\$2,500**

\* PCB LAYOUT SERVICE AT LOW COST \*

LEASE PROGRAM & SITE LICENSE AVAILABLE




Design  
Computation

1771 State Highway 34  
Farmingdale, NJ 07727  
(908) 681-7700 • (908) 681-8733 (FAX)

"DC/CAD... The focal point of future CAD market"

## REPEATER CONTROLLER With AUTOPATCH \$99.95




DTMF Controlled Autopatch and 4 control outputs. Switch selectable CWID. VOX or COR receiver control. Assembled tested board. LED's for Power, TX, RX, Phone. Intel 8748 microcontroller. Board size 3.8 x 6.3 inches. You add receiver, transmitter, power supply (12v), phone line, and antenna system. Circuit board is top quality, double sided, plated through holes, solder mask on both sides and parts legend. Shipping \$4 for UPS GROUND or \$6 for UPS BLUE, COD add \$4. For more information call or write to:



**John Bell (702) 267-2704**

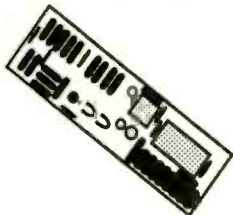
1381 Saratoga St. Minden, NV 89423

## Miniature Transmitters and Receivers




Small, Attractive, High End Quality, 2 Channel 318 MHz Transmitter  
59,049 Settable Codes, 120'-300' Range, 1-1/4" x 2" x 9/16", Assembled

	Qty	1	5	10
RF300T 150' Range Transmitter		24.95	19.95	15.95
RF300XT 300' Range Transmitter		29.95	24.95	19.95



Small, High End Quality, 2 Channel Receiver for the RF300 Transmitters  
1-1/4" x 3-3/4" x 9/16" PCB w/.1" spaced pads for standard connectors  
Input: 8-24 vdc Output: Gated CMOS Momentary and Latching Lines

	Qty	1	5	10
RF300R Receiver, Fully Assembled		24.95	20.95	16.95
RF300RK Receiver, Complete Parts Kit		19.95	15.95	12.95
RF300PA Pre-Amplifier. Doubles Range		14.95	11.95	9.95



Small, Economical, Single Channel Transmitter and Receiver Set  
Set Code, 60' Range, 1-7/8"x2-3/8"x7/16" (T), 2"x2-3/4"x9/16" (R)  
Receiver Input: 5 vdc Output: Gated TTL Momentary Line

	Qty	1	5	10
RF60 Transmitter and Receiver Set		24.95	19.95	14.95

Add \$4 shipping for first item + \$1 for each additional item. Ca. residents add 8.25% tax  
Visa, Mastercard, Money Orders Personal Checks and Cash C.O.D.s

**Visitect Inc.**

P.O. Box 14156 Fremont, CA. 94539 (510) 651-1425 Fax (510) 651-8454



# RAINBOW KITS

## 4.0 mW Laser Pens

Beam visible up to 500'.



INCLUDES  
2 AAA Batteries  
Pen Size: 5 1/2" x 1/2"

SUPER  
NEW LOW PRICE

**\$59.95**



## 4.0 mW Laser Diode

Great for making a gun sight. Makes a super experimenters project. A beam wavelength of 670 nm. Size of beam is 6mm at 5 meters. Operates on 3 volts DC at 85mA. Size: 10.5mm x 18.5mm.

LDM-5

SUPER  
NEW LOW PRICE

**\$59.95**

## The Exciting New TELEPHONE MONITOR



*Monitors your phone system, See how accurate your phone company really is!*

### 1. RECORDS OUTGOING CALLS :

- Date & time of each call.
- Length of the call.
- What number was dialed.
- If you use a credit card it records the card number.

### 2. RECORDS INCOMING CALLS :

- Date & time of call.
- How many times phone rings.
- If answered the length of call.

### 3. RECORDS ANY DTMF TONE :

- Detects any tone on line sent by phone company or any other source.

*Records to Screen or Floppy Disk*

### EASY TO INSTALL

- Connects to parallel port
- Phone line in.
- Phone line out to telephone.

All software included!

**\$99.95**  
KIT

BUILT **\$169.95**


## SUPER SNOOPER BIG EAR



Listen through walls, hear conversations across the room. Add a parabolic reflector and hear blocks away. The BIG EAR can be hidden about anywhere. Makes an ultra sensitive intercom. Can be used as a 1.5W AMP. We supply a mini-electret mike in the kit. SIZE: 1"x.75" 6 to 12VDC

AA-1 **\$10.95** BUILT **\$29.95**

## TV NOTCH FOR CHANNELS 2 thru 22




Our TV filters eliminate unwanted TV channels or interference that alters both sound and video with a beep - beep - beep.

NOTE: All TV Filter Kits are sold for educational purposes only. You must obtain permission from your local cable company before using these filters on your cable system.

DF-222 Kit **\$14.95**

## 8 CHANNEL A to D CONVERTER KIT

Complete with Software. Over 20 DOS programs provided!



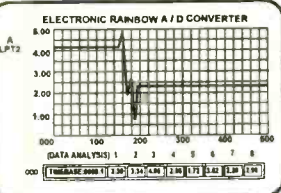
### ELECTRONIC RAINBOW A/D CONVERTER

SET UP YOUR A/D CONVERTER PROGRAM

INPUT POINT	LPT1	LPT2
VOLTAGE	5.0V	2.5V
FILENAME	DATA	ANOTHER
DATA FILES	FILENAME	DATA1, 501 751
	AUTO	MANUAL

Press ESC to Exit

1 2 3 4 5 6 7 8




- Connect your computer to the outside world through a parallel port!
  - Monitor eight separate 8 bit analog inputs simultaneously and display them digitally or graphically.
  - Use your computer as an oscilloscope using the provided DOS software!
  - Hardware selectable 0-2.5 VDC or 0-5 VDC input range. Chart provided to calculate scaling resistors (resistors not included).
- SIZE: 3"x 2.5"x 1" case. Mates to parallel port on back of PC.

AA-8 KIT **\$89.95**  
BUILT **\$109.95**

## 16 DIGIT DTMF DECODER

Control anything by telephone from around the world!



Enter a code (Code can be any number up to 16 digits) and control....

- Turn lights on while on vacation.
- Start your furnace or air before you go home.
- Switch your incoming line to a fax.
- Make your phone so it will not call to a long distance or a 900 number.
- Connect this unit to the AA-1 kit and listen to anything in the room.

Requires an answering machine to function.

DTMF-1 KIT **\$74.95**  
BUILT **\$99.95**



## WIRELESS FM MICROPHONE

Small but mighty this little jewel will out perform most units many times its price. It really stomps out a signal. The WM-1 kit is a buffered wireless mike that operates from 80MHz to 120MHz FM, the frequency of any broadcast FM radio. Includes a mini-electret mike. SIZE: .8"x1" 6 to 12VDC

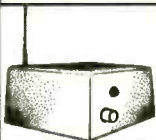

WM-2

**\$14.95**

This Manual contains schematics, parts lists, P.C.B., layouts for many of the Rainbow Kits. Use your own parts to construct our kits.

**KIT BOOK**  
**\$14.95**

**\$9.95** with the purchase of any kit.



## FM STEREO TRANSMITTER

Own your own FM radio station. Any stereo signal you plug into the FMST-100 will be transmitted to any FM radio tuneable from 76 to 108MHz FM. Transmit a wireless link through an auditorium, from your car to your camper, listen to your cd's while mowing the lawn, Play music on one channel sing on the other. Clarity is excellent, approx. 40dB stereo separation. Length of antenna determines the distance of transmission. Complete with stereo input level controls, & crystal for stereo separation. 9v battery operation

FMST-100 **\$29.95** / FMSTC cabinet **\$8.95**

Please add sufficient postage First lb \$5.00 Canada \$7.00 Additional LB. Add \$1.00 US FUNDS ONLY

We will accept telephone orders for Visa or Mastercard



To Order Call  
**317-291-7262**



## ELECTRONIC RAINBOW INC

6254 LaPas Trail • Indianapolis, IN 46268  
FAX 317-291-7269



# CONTROL

RELAYS • LIGHTS • MOTORS

# MEASURE

TEMPERATURE • PRESSURE • LIGHT LEVELS • HUMIDITY

# INPUT

SWITCH POSITIONS • THERMOSTATS • LIQUID LEVELS

MODEL 30 ..... \$79



- PLUGS INTO PC BUS
- 24 LINES DIGITAL I/O
- 8 CHANNEL
- 8 BIT A/D / IN
- 12 BIT COUNTER
- UP TO 14K SMP/SEC

MODEL 45 ..... \$189



- RS-232 INTERFACE
- 8 DIGITAL I/O
- 8 ANALOG INPUTS
- 2 ANALOG OUTPUTS
- 2 COUNTERS-24 BIT

MODEL 100 ..... \$279



- 12 BIT 100 KHZ A/D
- 4 ANALOG OUTPUTS
- 3 TIMER COUNTERS
- 24 DIGITAL I/O

MODEL 150-02 .... \$179



- RS-232 INTERFACE
- TRMS, 20 AMPS
- 12 BIT A/D
- OPTO-ISOLATED
- COMPLETE DMM

MODEL 40 ..... \$99



- RS-232 INTERFACE
- 28 LINES DIGITAL I/O
- 8 ANALOG INPUTS
- PWM OUTPUT

MODEL 70 ..... \$239



- RS-232 INTERFACE
- 18 BIT A/D
- 5.5 DIGIT
- UP TO 60 SMP/SEC

## Prairie Digital, Inc.

PHONE 608-643-8599 • FAX 608-643-6754  
846 SEVENTEENTH STREET • PRAIRIE DU SAC, WISCONSIN 53578

CIRCLE 329 ON FREE INFORMATION CARD

# REACH FOR THE POWER. TEACH.

No other profession has this power. The power to wake up young minds. The power to wake up the world. Teachers have that power. Reach for it. Teach. For information call:

**1-800-45-TEACH.**

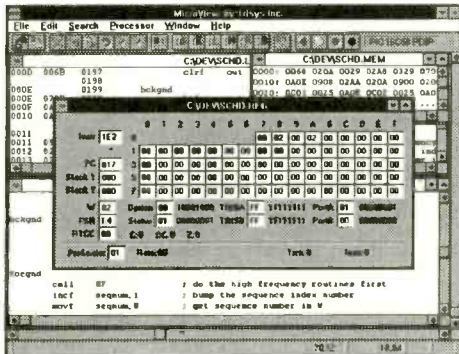


Recruiting  
New Teachers, Inc.

## PIC

Interactive Development Environments for the Microchip Technology, Inc. PIC family of microcontrollers. Windows 3.1 Multiple Document Interface environments.

### MicroView™ Simulation Environment

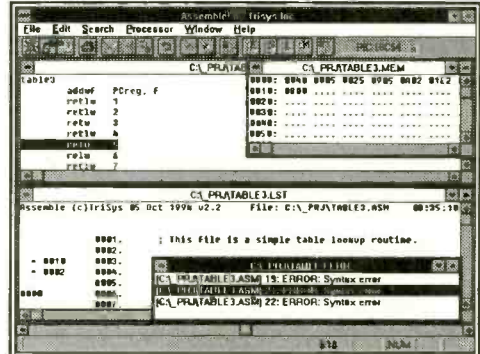


MicroView is a full-featured simulation environment for the Microchip PIC 16C5X microcontrollers. Other simulation engines available.

- Integrated Programming Editor, Macro-Assembler
- Bookmarks, Search and Replace, UnDo
- Error Report, Listings, Context Sensitive On-line Help
- Single Step, Register Edit, Run to Line
- Full Breakpoint Capability

\$149.<sup>95</sup> USD

### Assemble!™ Universal PIC Assembler



Assemble! is a universal macro-assembler for the complete line of Microchip PIC microcontrollers. Compatible with PICMASTER and the Parallax downloader.

- Integrated Programming Editor, Macro-Assembler
- Bookmarks, Search and Replace, UnDo
- Error Report, Listings, Context Sensitive On-line Help
- COD File Format, INHX8S, INHX8M, INHX16
- Memory Window, Direct Download to PICSTART

\$99.<sup>95</sup> USD



Send check or money order. Company purchase orders accepted. VISA/MC

TriSys, Inc. (World Wide Web site at: <http://www.primenet.com/~trisis>)  
7830 East Redfield Road #12, Scottsdale, AZ 85260 USA • PH: (602) 905-1020 • FAX: (602) 443-3930

[PIC, PICMASTER, and PICSTART are trademarks and tradenames of Microchip Technology, Inc.. Parallax is the tradename of Parallax, Inc.]

CIRCLE 325 ON FREE INFORMATION CARD





# SEC Sun Equipment Corporation

**LODESTAR** Lodestar Electronics Corp. Since 1979  
3121-A Glen Royal Rd., Raleigh, NC 27612

1-800-870-1955/(919)870-1955 24-hr Fax:(919)870-5720  
One Year Warranty. 15 Day Money Back Guarantee. OEM welcome.  
School purchase order accepted, net 30 days. Bids accepted.  
3% discount for prepaid order.  
Quantity discount. FOB shipping point.  
DISTRIBUTORS/DEALERS WANTED.

## MICROPROCESSOR/CONTROLLER TRAINING

Now, you can learn Microprocessor control with our low-cost trainers and lead yourself to the advanced 80386, 80486, etc. Our systems will help you learn BASIC, C, and ASSEMBLY languages programming and debugging, and Microprocessor/Microcontroller based system hardware design and troubleshooting. Experiment guide and program examples are included in each trainer. Our trainers are widely adopted by technical colleges.



**BGC-8088 only \$699.00** 8088µp Trainer & Tool.  
**Features:** Assembly language coding, assembler, disassembler, single step and multi-breakpoint program debugger, display and rewrite registers, download/upload programs from/to external systems. I/O drivers. 56-key large size keyboard, LCD display, RS-232, UART, printer interface, two expansion slots, +5V, +12V switching power supply, users' guide and experiment guide. Practical control applications available, such as servo and stepping motor, dot matrix display, I/A, A/D, sensors.  
**EDS-8811 \$289.00** EPROM programmer for BGC-8088 or IBM PC/compatible. Burn your own EPROM in just a few minutes.

**BGC-8052 \$979.00** It helps you learn the most powerful and popular Intel 8051/8052 Embedded Microcontroller in today's appliance control. Learning guide and experiment examples included.  
**U-DBG8 \$1599.00** Universal Debugger/In-circuit Emulator for commonly used Microprocessors, such as 6502, Z80, MC'S-48, MC'S-51, 8088, etc. Trace & debug program, EPROM programmer, DOS Shell. Can be operated with BGC-8088 or IBM PC/compatible. Speed up your development.  
**APEX-1F 8052 \$699.00** In-circuit Emulation System for 8051/8052. It helps you understand microprocessor based control circuit design, troubleshooting, assembly language programming and debugging. Can be operated on BGC-8088 or IBM PC/compatible. Speed up your product design.  
**CIC-100 \$549.00** IBM PC/compatible I/O control applications, learn Assembly, C, and BASIC programming languages. 800-pin solderless breadboard for circuit design and test. I/O drivers for controlling relay, step motor, LED, speaker, sensor, etc. Experiment manual. Application control modules available, including step motor, matrix keypad, traffic light, A/D, D/A, F/V, V/F converters, sensors, etc.  
**EDS-8809-1 \$589.00** IBM PC/compatible add-on adapter (\$99.00) and BGC-8088 I/O control applications include 24 experiments, such as stepper motor control and simulation, digital clock, speaker control, dot matrix LED control, Matrix keyboard, sign lights, R255 polling handshakes, electric piano, stop watch, more.  
**EDS-8804 \$239.00** A/D and D/A converter applications for BGC-8088 or IBM PC/compatible.  
**EDS-8805 \$479.00** Servo motor and stepper motor control for BGC-8088 or IBM PC/compatible.

## DC POWER SUPPLY

**PS-303 \$159.00** 0-30VDC, 0-3A, 0.02% ± 2mV line regulation, 0.02% ± 3mV load regulation, 1mVrms noise & ripple. Short circuit/overload protection, constant current/voltage (C/C/V).  
**PS-303D \$314.95** dual outputs.  
**PS-305 \$219.95** 0-30VDC, 0-5A.

**PS-305D \$399.95** dual.  
**#110 \$289.95** 0-60VDC, 0-3A.  
**#112 \$399.95** 0-60VDC, 0-5A.  
**#108(#109) \$549.95(\$699.95)** 0-60VDC, 0-3A(5A), dual, independent tracking, low ripple.  
**#102(#103) \$399.95(\$489.95)** dual 0-30VDC/0-3A(5A), fixed SVDC/3A, independent tracking operation, constant voltage and current. Slave/Master, Serial/Parallel connection.  
**PS-16108(#107) \$289.00(\$399.95)** 0-16VDC, 0-10A.  
**PS-2243(2245) \$139.00(\$159.00)** 0-12/0-24VDC, 3A(5A).  
**#200(#201) \$179.95(\$239.95)** 0-30VDC (digital meter), 0-3A(5A).  
**#210(#211) \$199.95(\$259.95)** two digital meters.  
**#202(#203) \$499.95(\$549.95)** 3 outputs, digital display, dual 0-30VDC/0-3A(5A), a fixed SVDC/3A, independent tracking operation, constant voltage and current.

## AM/FM SWEEMER SCOPE

**SM-6225B/C \$1999.95**  
**Freq Range:** (AM)490KHz, (FM) 10-11.4MHz, Accuracy: ± 0.1%  
**Marker:** (AM)455KHz, ± 5KHz, ± 10KHz; (FM)10.7MHz, ± 7.5KHz, ± 150KHz.

**STEREO SCOPE OS-7505B \$369.00** trigger, 0-10MHz.

**ALIGNMENT SCOPE OS-7001A \$369.00** 0-200KHz.

## AM/FM STD SIGNAL GEN.

**SG-4110A \$1799.00**  
**Freq:** 100KHz-110MHz.  
**Display:** 6-digit LED  
**Accuracy:** ± 5x10<sup>-5</sup> ± 1 count!  
**Resolution:** 100Hz (100-34.99MHz), 1KHz (35MHz-110MHz).  
**Output:** -19dBu, -99dBu, 1dB steps. Impedance: 50Ω VSWR 1.2.

## TV COLOR PATTERN GEN.

**CPC-1366A \$159.95**  
VHF NTSC.  
**Freq:** 45.75, 175.25, 187.25 MHz.  
**RF Output:** 10mV  
**Impedance:** 75 Ohm.  
**Video Output:** BNC, 1Vp-p

## SWR/RF POWER METER

**310 \$89.95**  
**Freq Range:** 1.8-150MHz.  
**RF Power:** 0-4W/20W/200W  
**SWR Measure:** 1.0 - ∞, 4W min.  
**Accuracy:** 5%-10%, SO-239 plugs.  
**Insertion Loss:** 0.3dB.

**Input/Output Imp:** 50Ω  
**320 \$89.95**, 130-520MHz  
**330 \$119.95**, 1.8-520MHz  
**SWR-3P \$26.95** 1.7-150MHz.  
**RF Power:** 0.5-10W, 0.5W-100W.  
**SWR-2P \$22.95**, 1.7-30MHz, RF Power: 0.5-10W.  
**PM-330 \$136.00** 1.8-500MHz, 0.5W/20W/120W

## RF SIGNAL GENERATOR

**SG-4160B \$119.00**  
100KHz-150MHz up to 450MHz on 6 bands, 6 plug-in coils, 3rd harmonics, 6 ranges, AM modulation, 2 transistor, and 1 diode.  
**RF Output:** 100mVrms to 3.5MHz Modulation Int. 1KHz AM, Ext. 50Hz-20KHz AM.  
**Audio Output:** 1KHz, 1Vrms

**SG-4162AD \$229.95**, with Freq. Counter 1Hz-150MHz, 6 digits, for internal & external signals.

## AUDIO GENERATOR

**AG-2601A \$119.00**  
10Hz-1MHz, 5 ranges;  
**Output Level:** sine wave 0-8Vrms, square 10Vp-p  
**Output Impedance:** 600 Ohm  
**Distortion:** <0.05% 500Hz-50KHz, <0.5% 50KHz-500KHz.

**AG-2603AD \$229.95**, with Freq. Counter 1Hz-150MHz, 6 digits, for internal & external signals.

## FUNCTION GENERATOR

**FG-2100A \$169.95**  
0.2Hz-2MHz in 7 ranges, Sine, Square, Triangle, Pulse & Ramp  
**Output:** 5mVp-p-20Vp-p, 1% distortion.  
**VCF:** 0-10V control freq. to 1000.1

**FG-2102AD \$229.95** generates signals same as FG-2100, 4-digit counter display, TTL & CMOS outputs, 30ppm ± 1 count accuracy.  
**FG-2020B \$129.95** 0.5Hz-500KHz, Sine, Square, Triangle.  
**(FG)2103 \$129.95**, Digital sweep generator, 0.5Hz-5MHz in 7 ranges. Operating Mode: sweep, AM, gated burst, VCF.  
**Freq. Counter:** Int. 0.5Hz-5MHz, Ext. 5Hz-10MHz.

## FM STEREO MODULATOR

**AG-2011A \$549.00**  
RF SECTION:  
**Carrier:** 98MHz ± 2MHz.  
**Output:** 10mV, 1mV & 0.1mV  
**COMPOSITE SIGNALS:**  
**Pilot:** 19KHz ± 2Hz, 0.8Vrms  
**INT. MODULATION:** 400KHz, 1KHz ± 1%, 1Vrms, distortion < 5%  
**L-R Separation:** -50dB  
**EXT. MODULATION:** Freq: 50Hz-15KHz, L-R Separation: -45dB 100Hz-3KHz, -35dB 50Hz-15KHz.

## AC MILLIVOLT METER

**MV-3100A \$159.95** wide band 5Hz-1MHz, 3 scales, mV, dBs & dBm; 300µV-100V in 12 ranges, 10µV resolution, -70-40dB in 12 ranges, 0dB=1Vrms, 0dBm=0.755V, ± 3% accuracy, input impedance 10MΩ; Noise < 2%.  
**MV-3201B \$309.95** dual channels, simultaneous measurement.

## OSCILLOSCOPE

**OS-7305B \$249.00** DC-7MHz;  
**Vertical:** 10mV/Div, Horizontal, 250mV/Div, 10Hz-100KHz in 4 ranges; 3" CRT, Internal and External Sync; Input: 1MΩ/35pF  
**OS-7010A \$369.00** DC-10MHz, 5" CRT, 10mV/cm-10V/cm, 1MΩ  
**OS-622B \$344.95** 20MHz/dual trace  
**OS-653 \$699.95** 50MHz, dual, delay sweep, ALT trigger, TV syn.  
**OS-6100B \$1329.95** 100MHz, 4ch, 8 traces, delay sweep, best buy

## GRID DIP METER

**DM-4061 \$89.95** 1.5-250MHz, 6 hands, 6 plug-in coils, 2 transistor, and 1 diode.  
**Modulation:** ± 2KHz Sine wave, Crystal Oscillator: 1-15MHz.  
Wave absorption meter. Using 9VDC power supply

## AUTO DISTORTION METER

**DM-3104A \$799.95**  
**MEASUREMENT:**  
**Range:** 0.01%-30%, 0.10, 3/1/3/10/30% full scale  
**Freq:** 400Hz ± 10%, 1000Hz ± 10% (HPF)  
**Input:** 3mV-100V, ratio measuring 20dB  
**Auto Switching Ranges:** Fundamental Freq. (fo) ± 10%;  
**Fund. Rejection:** > -80dB at (fo) ± 3%, > -70dB at (fo) ± 10%;  
**Harmonic Accuracy:** ± 0.5dB, 1.8/(fo)-20KHz.  
**DM-3204 \$1,599.00** dual channels.

## FREQUENCY COUNTER

**FC-5250C \$119.95**  
**Freq. Range:** 10Hz-220MHz (HF) 10Hz-20MHz, (VHF) 10MHz-200MHz  
**Gate Time:** 0.1 & 1 sec.  
**Max. Input:** 10Vp-p.  
**Input Sensitivity:** 35mV 10Hz-200MHz  
**Input Imped:** (HF) 1M Ohm, (VHF) 50 Ohm

**FC-5260A \$146.00** 10Hz-600MHz.  
**FC-5270A \$149.95** 10Hz-1300MHz.  
**FC-5600B \$321.00** 10Hz-600MHz.  
**(FC)5700B \$329.95** 10Hz-1.3GHz.

## SIGNAL TRACER/INJECTOR

**SE-6100 \$134.95**  
**TRACER:** Gain Max. 60dB  
**Attenuation:** 0/20/40/60dB  
**Input Imped:** 100K Ohm  
**Output Imped:** 600 Ohm.  
**Speaker:** 8 Ohm.  
**INJECTOR:** Freq: 1KHz  
Squarewave: Output Level: Continuously variable 0-4.5Vp-p.

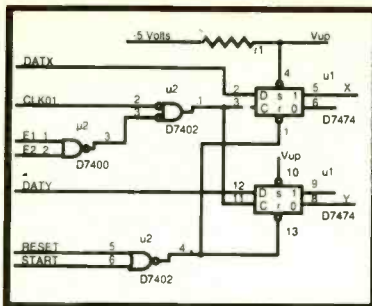
## AUTO. CAPACITANCE METER

**CMJ300A \$139.00** 10 ranges, 99.9pF - 99.9mF, fully automatic.  
**Resolution:** 0.1pf lowest, 0.1% full scale.  
**Accuracy:** 0.5% of full scale ± 1 digit to 99.9µF, 1% of full scale ± 1 digit to 99.9µF.  
**Display:** 3 digit LED  
**Unit Indicator:** pF, nF, µF, mF. Overrange indicator.

## WOW-FLUTTER METER

**WF-3103 \$699.95**  
**Freq. Range:** 3KHz ± 10% JIS/CCTR, 3.15KHz ± 10% DIN.  
**Range:** 0.03/1/3/3% full scale.  
**Accuracy:** ± 5%  
**WF-3105A \$799.95**, digital.  
**Function:** LIN/WOW/Flutter/WTD.  
**Freq. Cntr:** 10Hz-9.99MHz.  
**Indication:** CCTR/DIN/JIS.





**SuperCAD™**  
**Schematic**  
**Entry Software**  
**for the IBM PC**  
**& Compatibles**  
**\$99<sup>00</sup>**  
 ONLY  
 COMPLETE PACKAGE

- ★ Easy-to-use schematic entry program for circuit diagrams
- ★ Visible on-screen and pull down menus
- ★ Supports popular graphic standards, mice and printers
- ★ Powerful editing and drawing commands
- ★ Extensive digital, analog and discrete part libraries
- ★ In-depth, readable instruction manual
- ★ Over 100 screens of on-line help information
- ★ Software includes part building and netlisting
- ★ Add P.C. board layout software and routing software for only \$99<sup>00</sup> each

Write or call for **FREE** demo disk.

**MENTAL AUTOMATION, INC.** 

**ORDERS/INFORMATION:**

Send check or money orders to:  
 Mental Automation, Inc.,  
 5415 - 136th Place S.E.  
 Bellevue, WA 98006

Or Call

**(206) 641-2141**



Visa & MasterCard orders accepted!



# EMAC'S 10 YEAR ANNIVERSARY SPECIAL

It doesn't seem that long ago (1985) that EMAC built it's first Single Board Computer(SBC). Since then we have built all sorts of SBC's for all sorts of applications. During this time customers often asked where they could get information on programing and using SBC's for embedded data acquisition and control applications. Our response was "we don't know". This prompted us to design the **PRIMER 8085 Microprocessor Training System** with Self Instruction manual. This system starts you out in Machine language, then takes you to Assembly language, and optionally moves you on to BASIC or Forth high level languages. These languages are very similar to the languages that are available for our SBC's. The PRIMER has an A/D and D/A which allows you process analog signals such as temperature, voltage, and light level. As a matter of fact, examples are included that make use of these signals. For a limited time EMAC is offering EMOS and a Power Supply for **FREE** when you purchase a PRIMER with an upgrade option(\$49.95) or deluxe upgrade option(\$64.95). With this free \$59.90 value you can use your PC to program, download and debug your code. The PRIMER is only \$119.95 quantity 1 in kit form. The PRIMER assembled & tested by EMAC is \$169.95. Please add \$5.00 for shipping within the U.S. Upgrade includes an RS232 serial port, a serial cable, and 32K of battery-backed RAM. Deluxe upgrade adds a battery-backed real time clock.

## EMAC, inc.

618-529-4525 FAX: 457-0110 BBS: 529-5708  
 P.O.BOX 2042 CARBONDALE, IL 62902

# Cellular Programming Software

## \$\$ BLOW OUT PRICES \$\$

### WE'LL BEAT ALL COMPETITORS' ADVERTISED PRICES

- |                               |                                                                     |
|-------------------------------|---------------------------------------------------------------------|
| MOTOROLA.....                 | ABOVE 9122 ALLMODELS SOFTWARE OR LOADER FROM \$395.00               |
| NOKIA & TECHNPHONE .....      | 100 - 101 - 121 - 201 - 400 - 405 - 415 - 515 — TANDY MODELS        |
| NEC .....                     | P100 - P110 - P120 - P180 - P400 - P600 — ATT3610                   |
| PANASONIC.....                | ALL PORTABLES HP600 - HH700 - HH900 - EBH30 - EBH40 - EBH50 - EBH60 |
| GE & ERICSSON .....           | HOTLINE - POCKET II - MICROPORTABLE - AH97 - AH98 - CT100 - CT700   |
| MITSUBISHI & DIAMONDTel ..... | 3500 - 4500 - 20X - 22X      SONY ..... CMR - 111 - 333             |

### MOTOROLA SOFTWARE TO REPAIR LOANER AND OOFFFFF

**ALL PRODUCTS ARE IN STOCK  
 SHIPPED OVERNIGHT UPS/COD**

# CELLSOFT®

**609-751-2242 Ext 2**

**FAX 609-751-5549 • FREE TECHNICAL SUPPORT**

## CopyCat®


No PC — No Loaner  
 Only 10 Seconds  
 Programs & Repairs  
 Complete with Cables  
 \* \* \*  
 All Motorola Including  
 Digital - Analog - All Versions  
 \* \* \*  
 Models Available from \$2300.00  
 \* \* \*  
 Sony - Ericsson - Panasonic  
 Audiovox - NEC - Mitsubishi  
 Dimontel - GE - Uniden





# Solutions for the Test Instrument

1 YEAR WARRANTY  
15 DAY MONEY BACK GUARANTEE



**MT-100**  
Reg. \$599.  
**\$399.00**

## Four Instruments in One Instrument

- 1** Function Generator
  - Sine, Square, Triangle, Pulse, Skewed Sine, Ramp, TTL
  - 0.2 Hz - 2MHz
- 2** Frequency Counter
  - 8 Digit LED
  - 1 Hz - 100MHz
  - ± (1 Hz + 1 dgt. + Time Base Error)
- 3** Power Supply
  - 3-1/2 Digit LCD
  - Triple output: #1. 0-50V, 0.5A MAX #2, 15V, 1A #3. 5V, 2A
- 4** Digital Multimeter
  - 3-1/2 Digit LCD
  - DCV, ACV, Ω, DCA, ACA
  - ± (0.5% + 2 dgts)

**FG-140 2MHz Function Generator**  
Reg. \$249. **\$149.00**

- 0.2 Hz - 2.0 MHz, 7 Decades
- Sine, Square, Triangle, Pulse, Ramp, Skewed Sine
- VCF, Symmetry
- Variable DC Offset Control

**2MHz Sweep Function Gen. w/Freq. Counter**  
**FG-150**  
Reg. \$399. **\$229.00**

- 4 Digit LED Display
- Sine, Square, Triangle, TTL, Pulse, Ramp, Skewed Sine
- Linear/Logarithmic Sweep
- 10 MHz Freq. Counter

**1.0GHz Frequency Counter, High Resolution**  
**FC-200**  
Reg. \$399. **\$219.00**

- 1.0 Hz - 1.0 GHz
- 8 Digit LED Display
- Auto & Manual Range
- 4 Selectable Gate Times
- 1MΩ & 50Ω Input Impedance

**GoldStar O'scopes**  
Cursor Readout & Digital Storage  
**Call for BMC Unbeatable Prices**

**PS-500 DC Power Supply**  
Reg. \$249. **\$159.00**

- 0-30VDC
- 0.1 - 3A
- Short & Overload Protection

**PS-540 DC Power Supply**  
Reg. \$399. **\$289.00**

- 0-16VDC
- 0.1 - 10A
- Short & Overload Protection

## Deluxe O'scopes w/Phillips CRT. 2 yr. Parts/Labor Warranty

**OS-3304** Reg. \$499. **\$339.00**

- OS-3304 25MHz, Dual Trace**
- 1** DC to 25 MHz. Dual Channel
  - 6" Rectangular CRT with Internal Graticule 10x8cm (Phillips P31)
  - Uncalibration LED.
  - High Sensitivity 1 mV/div to 2mV/div X-Y modes, Z Axis (intensity modulation)
  - Rise time 14n Sec. or less.
  - Full TV Trigger for TV-V & TV-H
  - Acceleration Potential 2kV
  - 60MHz (X1.X10) Probe Kit: 2 sets
  - Power: 115/230V AC

**OS-3315 40MHz, Dual Trace Sweep Delayed**  
Reg. \$799. **\$549.00**

**OS-3324** Reg. \$599. **\$399.00**

- OS-3324, 3 Function**
- 1** OS-3304
  - 2** Dual Component Tester/Comparator
  - 3** Triple DC Power Supply 5VDC, +12 VDC, -12VDC

**OS-3344** Reg. \$899. **\$649.00**

- OS-3344, 5 Function**
- 1** + **2** + **3** • OS-3324
  - 4** Frequency Counter 100MHz, 7 Digit LED Display
  - 5** Function Generator 0.02 Hz to 2.0 MHz



**BelMERIT**  
**DM5050C**  
**DM5100**  
  
Reg. \$149.  
**\$89.00**

*including Deluxe Holster*

- Features (DM5050C/DM5100)**
- Basic DCV Accuracy: ± 0.25%
  - AC/DC Volt & Amp, Ohm
  - Diode, Continuity Beeper
  - Alligator Clip Test-Leads
  - Lead Holders/Velcro Strap Holster
- DM5050C, DMM + Capacitance**
- 9 Function / 42 Range
  - Multimeter
  - Ohm: Up to **2000MΩ**
  - Amp: AC/DC 2 Amp
  - Extended Capacitance Meter (9 Range)
  - 0.1pF - 20,000μF**
  - Zero Adjust Knob
  - Trig Lamp

**Oscilloscope Probe Kit**  
Switch Selectable X1/X10

HP-9060, 60MHz  
Reg. \$29. **\$19.00**

HP-9150, 150MHz  
Reg. \$49. **\$29.00**

HP-9250, 250MHz  
Reg. \$59. **\$39.00**

**Capacitance Meter**  
Reg. \$79. **\$49.00**

**CM210**

- 3 1/2 Digit LCD
- 0.1p-20,000μF
- 9 Ranges
- 0.5% basic Accu.
- Zero Adjust Knob
- Test Leads & Built in Socket

**Pen-Type DMM w/Logic**  
Reg. \$79. **\$59.00**

**DM150**

- 3 1/2 Digit
- Dual Display
- Auto & Manual
- DCV, ACV, ACA, DCA, Ω
- Logic CMOS/TTL
- Data Hold
- Diode
- Continuity

**Multifunction DMM**  
Reg. \$89. **\$59.00**

**DM3050**

- 3 1/2 Digit
- 1.5" Big LCD
- Heavy Duty, 20A AC/DC
- Capacitance
- Frequency
- TR-hFE
- Diode
- Continuity
- Holster

- DM5100, Wide Range w/Logic**
- 11 Function / 45 Range
  - Auto Power Off
  - Data Hold & Peak Hold
  - Freq: Up to **20MHz**
  - Amp: Up to **20A AC/DC**
  - Ohm: Up to **200MΩ**
  - Capacitance: **1p - 200μF**
  - Logic: TTL, TR hFE

**BMC** Your Best Source for High Standard Electronics  
20 Highpoint, Dove Canyon, CA 92679

Order & Free Catalog  
**800-532-3221**  
(714) 586-2310 Fax (714) 586-3399

VISA  
MasterCard

July 1995, Electronics Now

CIRCLE 285 ON FREE INFORMATION CARD

# Davileys

1972 23 1995

**CORP.**



## PACKARD 8640B-OPT 323 SOLID STATE SIGNAL GENERATOR



(two synchronized) Frequency range: 450 KHz to 512 MHz, to 1100 MHz with external frequency doubler option supplied. Ten Frequency bands in octave increments from 500 KHz; band 11 for doubler use. Accuracy: 6 digit LED read out. Stability: <1000 ppm. Output power: -145 dBm to +10 dBm (0.013 V to 2V) Into 50 Ω. VSWR <2.0 on 2 V and 1 V range <1.3 on other ranges >. Modulation: Internal AM, Fm and PM. Pulse frequency: 0.05 to 5 kHz. General: Power Requirements: 100, 120, 220, 240 V, 48 Hz to 420 Hz, 2 amps. Size: 6" (h) x 19" (W) x 13" (D). Wt. 60 lbs. Includes ruggedized case and manual.


Price: \$795.00

Current Hewlett Packard Prices: \$12,050.00

Frequency range: 50KHZ to 21GHZ to 220GHZ with external mixers (not supplied)  
Built-in Digital Display Storage (Option 2)  
Built-in RF Preselection (Option 1)  
Built-in Frequency stabilization and 100HZ accuracy  
Sensitivity: -95 dbm to -5 dbm (Option 3) depending on option and frequency, at 1KHZ resolution  
CRT read out of display parameters. Dynamic range (on screen) 80db. CRT size: 8 x 10 cm. Resolution Bandwidth: 1MHZ to 1KHZ (100 HZ-Option 3). Power: 210 watts, 115V/60Hz. Weight: 44lbs. Size: 6.9" x 12.9" x 19.7"

Price: \$7,650.00 Option 1,2,3  
Price: \$7,350.00 Option 1,2

## TEKTRONIX 492 PORTABLE SOLID STATE SPECTRUM ANALYZER



**13406 Saticoy Street, North Hollywood, CA 91605-3475**  
**(818) 787-3334 (800) 235-6222 FAX (818) 787-4732**

## NOW! A QUALITY SATELLITE SCPC AUDIO RECEIVER

AT AN AFFORDABLE PRICE



### UNIVERSAL SCPC-100 AUDIO RECEIVER

#### SERVICES ON SCPC RADIO

ALL SPORTS - NEWS NETWORKS - AP - UPI - RADIO NETS - HOMETOWN SPORTS - TALK SHOWS - MUSIC (CLASSICAL, JAZZ, ROCK) - MAJOR RADIO STATIONS - FINANCIAL NEWS - NEW, QUICK LOCATOR CHANNEL GUIDE FURNISHED - OVER 430 CHANNELS AND GROWING!

#### FEATURES OF THE SCPC-100

MICROPROCESSOR TUNING, EASY TO TUNE - 50 CHANNEL MEMORY RECALL - WORKS WITH 950-1450 SYSTEMS - 3-MINUTE HOOKUP - 1/2" DISPLAY - C AND KU BAND SCPC - DOES NOT DISABLE VIDEO IN USE - USE WITH HI-FI SYSTEM - RECEIVES ALL SCPC CHANNELS - SIMPLE TO USE - TUNE ALL 'HIDDEN' CHANNELS.

**INTRODUCTORY PRICE \$439 + S&H**

### UNIVERSAL ELECTRONICS, INC.

4555 GROVES RD., SUITE 12, COLUMBUS, OH 43232  
(614) 866-4605 FAX (614) 866-1201



# Cellular Extensions

## The Cellular Industries best kept secret!


You can have multiple Cellular Phones on one number. Whether you want to start your own business offering this service to your customers, or just want to program your own phone. We have the knowledge, expertise, experience and technology to get you started. Full or part-time, this is one of the best money makers of the decade.

### Software, Hardware, & Cables

We stock a full line of equipment to program many phones directly through the data port WITHOUT opening the phone. We have Hand-Held programmers from just \$1995! We offer full technical support & all products are fully tested and guaranteed

### Buy Pre-Programmed Phones from Us!

Get a second or third phone with NO ADDITIONAL MONTHLY CHARGES: Motorola "BAG" phone \$299, PT550 "FLIP" phone \$449, NEC P120 \$399. Many others available, or send us your phone, WE OFFER SAME DAY TURN-AROUND! PROOF OF LINE OWNERSHIP REQUIRED.



AND COD. WELCOME!

## California Grapevine Communications

**Fax on demand, call from your fax 24hrs. (714)-581-7460**

**10 YEARS EXPERIENCE IN THE CELLULAR INDUSTRY... Call: (714)-581-2121**

CIRCLE 293 ON FREE INFORMATION CARD

www.americanradiohistory.com





818-913-6735

ORDER TOLL FREE

# 1-800-669-4406

24 hr. Fax: 818-912-9598

## IC TESTER/IDENTIFIER

The Data Genie HT-28 is a portable, stand-alone IC tester and Identifier. It can test and identify most TTL 74 and CMOS 40/45 series of IC's as well as being able to test 4164-411000 and 4416-44256 series of DRAM's. Powered from the included AC adapter or alkaline batteries (optional).


- Up to 600 hours of operation on four "AA" alkaline batteries.
- Automatic power shut-off to conserve battery life.
- Lightweight, easy to use and carry, weighs only 14 oz.



#MI-12-2800 \$189.95

## DIGITAL VOICE MODULE

The DVM-58D has variable length message capabilities and can store up to 16 individual messages for immediate playback. Use it to add real voice prompting or instruction to any project, via the mic. input. Standard 1Mb DRAM on-board (32 sec. @ 32K bps) with options to expand up to 16Mb (8 min. @ 32K bps). ADM recording with selectable 16/32/44K bps sampling rates and very low power consumption.



#MI-10-5858 \$89.95  
1Mb DRAM \$5.15  
4Mb DRAM \$21.95

## RF TRANSMITTER + ENCODER MODULES

The TX-99 interfaces with the TX-01 as the RF carrier module. 300 MHz AM with a typical range of 100' line-of-sight. (Key-chain transmitter is also available, model TX-99K \$15.95)

#MI-10-9903 \$5.95

The TX-01 Motherboard can encode a 12-bit address code with 4096 possible code combinations or can be used to encode an 8-bit address code with a 4-bit data code.

#MI-10-001E \$9.95



## RF RECEIVER + DECODER MODULES

The RE-99 interfaces with the RE-01 as the RF carrier's receiver module and requires only a few solder connections to mate the two. 300 MHz AM.

#MI-10-9904 \$6.95


The RE-01 Motherboard will decode a 12-bit address or 8-bit address with 4-bits of data, depending on which of the two included IC's is installed into the board.

#MI-10-001D \$14.95



## PC INTERFACE CARD PROTECTOR

The Data Genie P-300 is a device that allows quick and easy installation of add-on cards or prototype circuits for testing externally on your PC without having to turn off the computer. Maintains complete protection for your motherboard via the built-in protection circuitry & current limit fuses. Adds 3 expansion slots.



#MI-12-P300 \$349.95

## PIR DETECTOR

The Medusa Passive Infrared Detector has been tested at 20V/m over the frequency range 20 to 1000 MHz, proving that the unit has ultra-high RFI protection and reliability. With N.C contacts including tamper, plus selectable pulse counts of 1,3 or 5, Medusa makes for confident installations.

Detects ambient body heat and movement to trigger your connected security system, announcement buzzer, or warning device.



#MI-11-3300 \$24.95 3+ at \$19.95 each.

## LASER POINTER

The Infiniter "210" Laser Pointer's high-tech, lightweight aluminum housing, incorporates a mode switch which allows you to select between a solid beam or flashing beam to enhance any presentation. Projects over 150' and even works well on overhead projection screens. Great for the conference room, exhibition hall, construction site, museum, etc.



#MI-16-0007 \$59.95

## Now Available

### '95 SPRING/SUMMER Catalog

- Digital Voice Products
- RF Remote Control Products
- Syntax Prototyping Boards
- Holtek Encoder/Decoder IC's & other components.
- Data Genie Test Equipment and much, more!

If you are a past or current customer, you will soon be receiving your copy by mail.

For  
Technical  
Support  
Call:

(818)  
912-9864

### ORDER BY MAIL:

**ELECTRONICS 123**  
17921 ROWLAND ST.  
INDUSTRY, CA 91748

### S&H Charges Continental US, up to 3 lbs. Add:

UPS Ground \$ 6.00  
UPS 3-Day \$ 8.00  
UPS Blue \$10.00  
UPS Red (Next Day) \$20.00  
COD's Add: \$4.50  
Calif. Orders Add: 8.25% Sales Tax

### S&H Charges Canada, up to 3 lbs. Add:

US Postal, First Class \$ 10.00  
Prepayment by credit card required.  
Sorry No COD orders.

(S&H Charges INTERNATIONAL: Call/Fax for quote.)

All prices subject to change without notice.

## CABLE CONVERTER SPECIALS

	1	5	10+
<b>Sigma 550</b> NEW — 86 channel O & I compatible Last channel recall — lightning protection 1 year warranty	<b>99.95</b>	<b>75.00</b>	<b>70.00</b>
<b>Timeless 550 P/C</b> Same as above, different manufacturer with parental lockout. HRC switchable 1 year warranty	<b>99.95</b>	<b>75.00</b>	<b>70.00</b>
<b>Northcoast Excell</b> American manufactured!! 70 channel Fine tuning — Standard HRC tuning through remote, sleep timer. Green LED w/dimmer Parental lockout. Deluxe! A/B twinline available. . .	<b>109.95</b>	<b>85.00</b>	<b>75.00</b>



### United Electronic Supply

P.O. Box 1206-PE  
Elgin, IL 60121

**708-697-0600**

Orders Only Fax Number: 708-658-9515  
No Illinois Sales

### NEW ITEM

Zenith Universal Remotes  
Fully Programmable  
New Program / Learn Type  
Combines both functions  
for  
VCR / Cable / TV / Stereo  
All in remote.

As low as **\$19.95**

Hours: Mon - Fri: 8:30 — 5:00 pm CST

24 Hour Answering Machine for orders

CIRCLE 277 ON FREE INFORMATION CARD

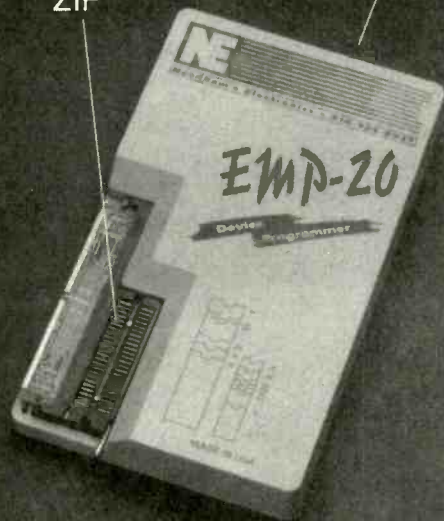
**\$449<sup>95</sup>**

## Device Programmers

**\$139<sup>95</sup>**

**48 PIN  
ZIF**

Connects to standard  
PC parallel printer port




9 1/2 x 5 3/4 x 1 1/4

**EMP-20**

- Easy to use software, on-line help, full screen editor
- **Fast Programming**  
(EMP-20)  
27C010A, 23 seconds  
28C020, 34 seconds  
27C040, 95 seconds
- **Made in USA**
- 1 Year Warranty
- Technical Support by phone
- 30 day Money Back Guarantee
- FREE software upgrades available via BBS
- Demo SW via **BBS (EM20DEMO.EXE) (PB10DEMO.EXE)**
- **E(e)proms** 2716 - 8 megabit, 16 bit 27210-27240, 27C400 & 27C800,
- **Flash** 28F256-28F020, (29C256-29C010 (EMP-20 only))
- **Micros** 8741A, 42A, 42AH, 48, 49, 48H, 49H, 55, 87C51, 87C51FX, 87C751, 752
- **GAL, PLD** from NS, Lattice, AMD-16V8, 20V8, 22V10 (EMP-20 only)

### PB-10 Internal Card for PC



2 ft. Cable

**40 PIN  
ZIF**

**FOR MORE INFORMATION CALL**

4630 Beloit Drive, Suite 20  
Sacramento, CA 95838  
(Monday-Friday, 8 am-5 pm PST)

**NEEDHAM'S ELECTRONICS, INC.**



C.O.D.



**(916) 924-8037**

**BBS 916-924-8094**

**FAX 916-924-8065**

CIRCLE 257 ON FREE INFORMATION CARD

www.americanradiohistory.com



# Get the Best Universal Diagnostics Toolkit on the market!

Works on any PC!

Featuring these  
two top-rated,  
award-winning  
diagnostic  
tools from  
**MICRO 2000, Inc:**



Winners of these awards:



"You name it,  
this tests it. If you  
maintain PC's,  
you'll love it."

—Jerry Pournelle,  
BYTE Magazine, May 94



Govt. Serv. #: GS-00K-94AGS-5396

New  
Version  
Release

Call for upgrade pricing &  
complete new features list!

## Micro-Scope 6.0

UNIVERSAL DIAGNOSTIC SOFTWARE

Fully O/S independent  
diagnostic software...

**MICRO-SCOPE** Universal Computer Diagnostics was developed to satisfy the expanding need for accurate system diagnosis in the rapidly growing desktop computer market. Patterned after super-mini and mainframe diagnostic routines, **MICRO-SCOPE** runs independently of any standard operating system, and is therefore at home on any machine in the Intel world. Speed, ease-of-use, and razor sharp accuracy are a few of the advantages that arise from this system independence, together with an impressive list of functions including the ability to perform low level formatting on every drive currently manufactured, including all IDE drives.

- ◆ **LOW-LEVEL FORMAT**—Performs Low-level format on all drive types including IDE drives. This function cannot hurt IDE drives.
- ◆ **USE CONTROLLER BIOS**—Program will access BIOS format built into any hard disk controller—even Controllers yet to be invented.
- ◆ **O/S INDEPENDENT**—Does not rely on O/S for diagnostics. Talks to PC on hardware level. All tests are full function regardless of O/S (i.e. Novell, UNIX, OS/2).
- ◆ **TRUE HARDWARE DIAGNOSTICS**—Accurate testing of CPU, IRQ's, DMA's, memory, hard drives, floppy drives, video cards, etc.
- ◆ **BATCH CONTROL**—All tests, even destructive, may

be selected for testing. ◆ **ERROR LOGGING**—Automatically inputs errors during testing to an error log. ◆ **AUTOMAPPING**—Automatically bad sector maps errors found on hard disks. ◆ **IRQ DISPLAY**—Show bits enabled in IRQ chip for finding cards that are software driven. (Network, Tape Backup, etc.) ◆ **IRQ CHECK**—Talks directly to hardware and shows I/O address and IRQ of devices that respond. ◆ **MEMORY EXAMINE**—Displays any physical bit of memory under 1 Meg. Very useful for determining memory conflicts. Very useful for determining available memory space. ◆ **SECTOR EDITOR**—Allows the editing of any sector of floppy or hard disk media (even track 0). ◆ **AND MUCH MORE...** We don't have enough space here for everything this software can do!

## POST-PROBE

1ST EVER UNIVERSAL POST CARD FOR ALL PCs!

The only Power-On Self-test  
card you need to debug any  
"dead" PC...

"This is the only card that will function in every system on the market. The documentation is extensive, and not only covers the expected POST Codes for different BIOS versions, but also includes a detailed reference to the bus signals monitored by the card."  
—Scott Mueller from his globally recognized book, *Upgrading & Repairing PCs, Second Edition*

- ◆ Includes pads for voltmeter to attach for actual voltage testing under load.
- ◆ 4 LEDs monitor +5vdc -5vdc +12vdc -12vdc.
- ◆ Monitors Hi & Lo clock and OSC cycles to distinguish between clock chip or crystal failure.
- ◆ Monitors I/O Write and I/O Read to distinguish between write and read errors.
- ◆ Monitors memory write/ read to distinguish between address line failures and memory chip failures.
- ◆ Monitors ALF for proper CPU/DMA operation.
- ◆ Monitors Reset to determine if reset is occurring during POST, indicating short.
- ◆ Monitors progress of POST without POST codes.
- ◆ Reads POST codes from any IBM or compatible that emits POST codes. ISA/EISA/MCA.
- ◆ Compatible with Micro Channel computers.
- ◆ Dip switch allows easy selection of I/O ports to read.
- ◆ Includes tri-state **LOGIC PROBE** to determine actual chip failures.
- ◆ Manual includes chip layouts and detailed POST procedures for all major BIOS's.
- ◆ **AND MUCH MORE...**

Also ask about our other Universally  
Compatible Products—

**Micro-Scope CLIENT:** The practical answer to remote diagnostics. (Information available)

**The COMPUTER CONSULTANT:** 100% accurate reading technique for any PC.

**Micro-Scope CENSUS:** Memory software to see and count errors on any of your PCs.

**911-Recover:** Recover lost data from any computer.


**MICRO  
2000**

Call Now for Special Pricing: **1-800-864-8008** or Fax (818) 547-0397

1100 East Broadway, Suite 301, Glendale, California • Phone 818/547-0125 • Fax 818/547-0397

International Orders please call: MICRO 2000 Australia: 61-42-574144 • MICRO 2000 Europe (UK): 44-462-483-483





**IT'S  
HERE!  
YOUR  
NEW  
MWK**

**L A S E R  
C A T A L O G  
IS NOW AVAILABLE!**

Hundreds of LASERS, LASER experiments, plans, LASER light-shows, books, hard-to-find items, all at surprisingly affordable prices.

Call for your *free* copy today!

**(909) 278-0563**

ALSO USE OUR FAX-ON-DEMAND CATALOG

**(909) 278-1225**

24hr catalog, call from your FAX machine.

**DIRECT CABLE SUPPLY  
800-808-3356**

**DON'T PAY RETAIL - BUY FROM THE WHOLESALER  
\$AVE \$AVE \$AVE \$AVE \$AVE**

**DEALER DISCOUNTS FOR SINGLE LOT PURCHASES**

**DECODERS**

TVT-3G .....	{ ALL JERROLD .....	\$69.95
STEALTH .....	{ except DPBB .....	.79.95
M80-3 .....	ALL SA (except 8590) .....	.79.95
PPG-3 .....	ALL PIONEER .....	.95.00

**PLAIN CONVERTERS**

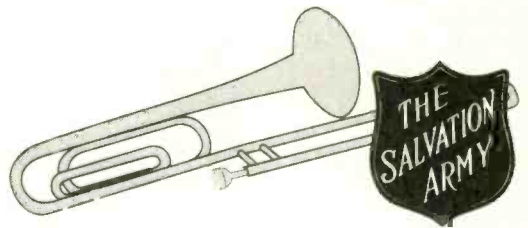
SA/REMOTE .....	\$89.95
CENTURY/SLEEP/PL/REMOTE .....	.79.95

**COMBO UNITS**

NOVAVISION 5600 .....	for PIO .....	\$249.00
NOVAVISION 5700 .....	for JER .....	.239.00
NOVAVISION 5800 .....	for SA .....	.239.00

**30 DAY MONEY BACK GUARANTEE!  
24 HOUR SHIPMENTS! QUANTITY DISCOUNTS!**

Call for larger quantity pricing. All shipping & handling at customer's expense. Anyone implying theft of service will be denied assistance. No PA sales. CW-4



**❖ ATTENTION CABLE VIEWERS ❖**

**CABLE VIEWERS. . .get back to your BASIC Cable Needs**

**Call 800-577-8775**

For information regarding all of your BASIC cable needs.



**5 GOOD REASONS TO BUY OUR FAR SUPERIOR PRODUCT**

- ❖ PRICE
- ❖ EFFICIENT SALES AND SERVICE
- ❖ WE SPECIALIZE IN 5, 10 LOT PRICING
- ❖ ALL FUNCTIONS (COMPATIBLE WITH ALL MAJOR BRANDS)
- ❖ **ANY SIZE** ORDER FILLED WITH SAME DAY SHIPPING

We handle NEW equipment ONLY - Don't trust last year's OBSOLETE and UNSOLD stock!  
**COMPETITIVE PRICING—DEALERS WELCOME**

**HOURS: Monday-Saturday 9-5 C.S.T.**

It is not the intent of B.E.S.W. to defraud any pay television operator and we will not assist any Company or individual in doing the same.  
\*Refer to sales personnel for specifications.

**BASIC  
ELECTRICAL  
SUPPLY &  
WAREHOUSING  
CORPORATION**


**P.O. Box 8180 ■ Bartlett, IL 60103 ■ 800-577-8775**



# IN THE SERVICE BUSINESS?

**MCM ELECTRONICS IS THE ONLY SOURCE YOU'LL EVER NEED!**

MCM Electronics is the comprehensive source for all of your service needs. We feature the entire line of TENMA Test Equipment, along with Fluke, B+K, Hitachi and Leader. In addition, we stock a huge selection of repair parts including belts, idler tires, video and audio heads and over 10,000 semiconductors. If you service electronics, we have what you need. Discover for yourself the MCM Electronics difference, call for your free 324 page catalog today.



**Free Catalog**


**Popular and Hard to Find Semiconductors**



FREE Catalog, call toll free:

**1-800-543-4330**

- Product Questions: 1-800-824-TECH(8324)
- Get Fast Delivery from our Distribution Facilities in Dayton, OH and Reno, NV!
- Hours: M-F 7 a.m.- 9 p.m., Sat. 9 a.m.- 6 p.m. EST.



**Benchtop Test Equipment**



**DMM and LCR Meters**



**Soldering Equipment and Technician's Tools**

**VCR/TV Exact Replacement Parts**



**MCM ELECTRONICS<sup>SM</sup>**  
650 CONGRESS PARK DR.  
CENTERVILLE, OH 45459-4072  
A PREMIER Company

**ENS19**



# 80C552

## Development System

- \* Use an 8051 core processor which has 8 channel 10-bit A/D, PWM.
- \* RS232 port and 24 more I/O.
- \* 32K ROM and 64K RAM.
- \* Two 26 pin headers for expansion.
- \* \$120 each SBC, 40x2 LCD \$20.
- \* High performance development system gives you features of assembler, disassembler, monitor and example programs, plus real-time execution and debugging (\$70).

# 68HC11

## Development System

- \* Eight channel 8 bit A/D converter.
- \* 32K ROM and 32K RAM.
- \* RS232 port and 24 more I/O.
- \* Two 26 pin headers for expansion.
- \* \$120 each SBC, 40x2 LCD \$20.
- \* The real-time integrated development system (\$70 more) includes Assembler, Disassembler, monitor and example programs, plus Simulator/Debugger.

## Universal Microprocessor Simulator/Debugger V2.1

- \* Simulates 8048, 8051, 8085, Z8, Z80, 64180, 6800, 6801, 6805, 6809, 68HC11, 6303, 6502, and 65C02.
- \* Assembler, Disassembler, and Windowed Symbolic Simulator. Supports on-board debug through RS232.
- \* \$100 each CPU (S/H \$8).

# ROMY-16

## EPROM EMULATOR

- \* Emulates ROMs (2716-27010) or RAMs in 8- and 16-bit systems.
- \* Window/menu driven interface.
- \* Provides 8 hardware breakpoints for 8-bit systems.
- \* \$195 (2716-27256) or \$245 (2716-27010), 90 day warranty.
- \* 15 day money-back guarantee.
- \* Optional assembler, disassembler, and ROM debugger add \$100 each CPU.
- \* Other CPU development systems and custom design are also available.

## J&M Microtek, Inc.

83 Seaman Road, W Orange, NJ 07052  
Tel: (201) 325-1892 Fax: (201) 736-4567

## "NOW BUYING" \$\$ BEST PRICES \$\$ AVAILABLE

**SCIENTIFIC  
ATLANTA**  
8536 THRU 8600

**PIONEER**  
5135 THRU 6300

**ZENITH**  
1086THRU 1612

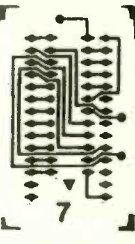
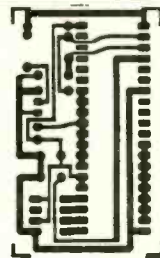
**JERROLD**  
DPV5  
DPBB212  
THRU  
DPV7  
DPBB7

**TOCOM**  
5503A  
VIP THRU 5507

**Midwest's Largest Brokers**  
(We buy quantities of one to one thousand units)

**NATIONAL CABLE BROKERS**  
(219) 935-4128

## SAT COM TEST BRDS



**PIO TEST**

**SC-7**

50 - \$2.35 Ea.    50 - \$2.00 Ea.  
100 - \$2.00 Ea.    100 - \$1.50 Ea.  
500 - \$1.18 Ea.    500 - \$ .95 Ea.


Send Cert. Check or Money Order to:  
**K&K Electronics**

P.O. Box 2597, Alliance, Ohio 44601

Or Call: **1-800-356-6238**

## 16 Bit Control

& Data Acquisition System



from \$299

**DSP**

Powerful,  
Easy to use,

Tons of Memory,

I/O & features:

16.8MHz 68HC16    34 digital I/Os (7 IRQ)  
RS-232 & RS-485    + LCD/Keypad port  
RT clock option    + 8 ch 10b fast A/D

Affordable "C" compiler/library  
Multi-tasking kernel  
Up to 256K ea. SRAM, FLASH memory

**INTEC INOVENTURES INC.**

Ph: (604) 721-5150 FAX: 721-4191

## PRINTED CIRCUIT BOARDS

**LEAD TIME PROBLEMS?  
CALL THE PROFESSIONALS**

- Single Sided    • Double Sided PTH
- Solder Mask    • Component Screen
- Prototyping    • High Production

★ **AMERICAN OWNED  
AND OPERATED** ★

Making PC Boards Since 1966

**CALL OR FAX FOR PRICING  
K & K ELECTRONICS**


170 E. Market St.

Alliance, Ohio 44601

1-800-356-6238 FAX 216-821-6380


## BLACK FEATHER ELECTRONICS

### 3 1/2 Digit LCD Panel Meter



Features: 200mV full scale input 9VDC operation. Decimal point selectable. 13mm digit height, auto polarity indication, zero reading for 0 volt input. Measures 2.67" x 1.73" x 0.28" above panel thickness, 0.57" overall thickness. LCD size: 1.83" x 0.8". Has many useful applications and is easy to install.  
CAT# PM-1    **\$17.00 each**

### Stepper Motor Controller Kit



This kit allows you to adjust the speed and direction of a stepper motor. You can move the motor in one step increments or rotate it at a constant speed. Visual indicators show the sequence of motion. Includes stepper motor, pc board, parts and instructions. (12vdc power source not included.)  
CAT# SMK-1    **\$25.00 each**

### Camcorder Video Tape



HI-8 120 MINUTE TAPE (used)  
They were recorded on once and played only a few times. Made by a major brand name manufacturer. Professional series metal tapes. Includes plastic jewel box.  
CAT# CCT-1    **\$3.00 each**  
10 or more - 2.80 each

**1-800-526-3717**

645 Temple 78 ▲ Long Beach ▲ California 90814  
▲ (310) 434-5641 ▲ FAX (310) 434-9142 ▲

1. California residents must include sales tax.
2. Checks and money order accepted.
3. Quantities limited - prices subject to change.

**Black Feather  
ELECTRONICS**



# TOP SECRET

**CONSUMERTRONICS**  
2011 Crescent Dr., P.O. Drawer 537  
Alamogordo, NM 88310

**Voice: (505) 439-1776, 439-8551;**  
8AM - 8PM MST, Mon - Sat

**Fax: (505) 434-0234, 434-1778** (orders only; if you get voice, enter #11 #11 - 24-hr)

**Free Tech Support** (relates directly to your order or prospective order); **Tues. and Thurs. only.**

**10% Off on orders \$100+; 15% Off over \$200+** Add \$5 total SH (Canada). All items in stock. VISA, MasterCard. NO CODs or bill me's. New Catalog (2004 offers) \$2 w/order. \$5 w/ (check or MO) - **NO free catalog.** NO dealers. Since 1971. As seen on CBS '60 Minutes', Forbes, et al. By John Williams - former Lockheed Senior Engineer, NMSU Computer Science Professor, NIH Health Physicist. **Wanted: 9 MAC IIC, PC386, better buy, trade.**

**All software supports all IBM-PC compatible x86 systems (8088 - Pentium)**

## Off-The-Shelf HARDWARE

Van Eck Systems, Data Card Reader/Writers, ATM2, RF/EM Radar/Ultrasonic/IR Jammers/Detectors/Receivers/Amplifiers, Security/Surveillance Devices, EM Lab/Weaponry/Countermeasures, Neurophone/Ally/Heteronymus/Resonant Crystal Radionics, Voice Disguisers, Phone Color Boxes, Line-man's Handsets, KIDF Decoder, Bug & Tap Detector/Blaster, Carjack/Kidnap Follower, Hearing Assistor, Shrik Module, TENS, 6th Sense Communicator, Subliminal Mixer/Amp, Levitator, Vortex Generator, Noise Cancelling System, Unknown Presence Detector, Electronic Dowser, Bacteria Detection Kit - many, many more devices. See our New Catalog.

## CELLPHONE E MODIFICATIONS

See our Catalog for our in-home cellphone modification guide (#65) - details, comprehensive, covers all makes - 10 times more info than competitor's "guide". (Do Special Projects (below) for up-to-date hardware/software)

## SPECIAL PROJECTS

We design/build/obtain/repair/maintain/consult on any device/system/process/project - electrical/electronic/phone/computer/mechanical/optical/automotive for business/personal/invention need. Confidentiality guaranteed. Describe and include \$30 pre-engineering fee (does not obligate you). Time and cost estimates in 7-10 days.

## The HACKER FILES

Compilation of 100s of the best articles written (in ASCII) by top hackers & phreakers. Covers every major topic in hackerdom! 3 HD Disks! \$59.

## VOICE MAIL HACKING

How Voice Mail box (VMS) systems are used and the specific ways they are hacked, includes ASPEN, MESSAGE CENTER, BIX, GENESIS, E, SYDNEY PHONE MAIL, AUDIO, CINDY, CENTGRAM, SPERRY LINK, RSVP, etc. Absolutely required for all users, sysops and security personnel! \$29.

## PBX HACKING

1,000s of PBXs are hacked to the tune of \$ billions/yr! While "VOICE MAIL HACKING" details how VMSs are hacked for "phun" and profit - including VMS methods for hacking PBXs themselves - "PBX HACKING" addresses ALL issues relating to PBX hacking, including countermeasures. Can your business or agency afford a \$30,000 phone fraud (the average loss due to hacked PBXs)? As described in Forbes Magazine. \$29.

## PHREAKING CALLER ID & ANI

Details on how they work, dozens of effective ways of defeating Caller ID, ANI, \*69, \*57, and Call Blocking and \*67. Also describes Caller ID, Orange, Beige, Cheese and CF boxes, E3S, S37, etc. Includes ALL Result Codes. CWA, NON PUP, DA, CAMA, DNR, 800-ECR Diverters, Extenders, Context - more. \$29.

## Beyond PHONE COLOR BOXES

Dozens phone color boxes described - many circuits. Plus Call Forwarding, Conferencing, Phreak History, Glossary, Diverters, Extenders, Loops, REMOBS, Bridging Heads & Cans, Optocom, 3rd Party and many other non-box methods - more. \$39.

## ROBOFONE AUTODIALER

Powerful, versatile, menu-driven "Wargames" autodialer lets you dial any quantity (up to 10K) or mix of local/long distance numbers in any order, over any length of time, whether busy or answered (your choice) and log the times, commands and results to monitor, printer and/or disk. Quick-dial directory of up to 600 numbers. BUSH radial options. Direct modern command and control. All Result Codes, including VOICE and RINGING. Optional shell to terminal program upon CONNECT. Exit to menu or DOS (for batching). Manual + Disk! \$29.

## COMPUTER PHREAKING

Describes in detail how computers penetrate each other, and how VIRUSES, TROJAN HORSES, WORMS, etc. are implemented. Dozens of computer crime and abuse methods and countermeasures. Includes disk filled with hacker text files and utilities, and the legendary FLU-SHOT + protection system (Ed. Choice, PC Magazine). BBS: advice, password defaults, glossary - much more! Manual + Disk! \$39.

## Beyond VAN ECK PHREAKING

Livesdropping on TV and computer video signals using an ordinary TV described in detail. Includes security industry reports. Range up to 1 KM. Plans include both the Consumertronics and the original Top Secret Van Eck designs! \$29.

**Sold for educational purposes only**

## STOPPING POWER METERS

As reported on CBS '60 Minutes': How certain devices can slow down - even stop - watt-hour meters - while loads draw full power! Device simply plugs into one outlet and normal loads into other outlets. Also describes meter creep, overload droop, etc. Plans \$29. **I.G. MANUAL:** External magnetic ways (applied to the meter itself) to slow down and stop watt-hour meters while drawing full loads. Plans. \$19. **KW-HR METERS:** How watt-hour meters work, calibration, error modes (many), ANSI Standards, etc. Demand and Polyphase Meters. Experimental results to slow and stop meters by others. \$19. Any 2. \$31. All 3. \$59.

## AUTOMATIC TELLER MACHINES

ATM crimes, abuses, vulnerabilities and defeats exposed. 100+ methods detailed, include: Physical, Rep. E, cipher, PIN compromise, card counterfeiting, magnetic stripe, false front, TEMPEST, Van Eck, tapping, spoofing, inside job, super-cool, vibration, pulse, high voltage - others. Case histories, law, countermeasures, detailed security checklist, labeled internal photos, figures. ATMs contain up to \$250,000 in cash! Recent \$350,000 ATM crime spree still unsolved! \$39.

## CREDIT CARD SCAMS

Cardholders, merchants, banks suffer \$ billions in losses annually because of credit card fraud. Describes every known means of credit card fraud and scams. Protect yourself! \$29.

## CONS. SCAMS & SWINDLES

Cons & scams and related swindles fleece Americans of \$100+ Billion per year! The most comprehensive survival manual on cons & scams of all kinds - from the classic to hi-tech. Details on 100s and their many variations, and countermeasures. Protect yourself! \$39.

## STEALTH TECHNOLOGY

Police radar is fascinating! It also has error rates of 10-20%! Every known error mode - stealth method and material used to minimize radar reflections - tactic and strategy to fight unjust radar tickets (that cost you \$100s in insurance and risk cancellation) - methods to detect and jam signals - fully described! \$29.

## SECRET & SURVIVAL RADIO

Optimum survival and security radio equipment, methods, frequency allocations and voice/data scrambling/encoding. Includes small receivers/transmitters, telemetry, antenna optimizations, remote monitoring and control, security, surveillance, and ultrasonic, fiber-optic and infrared commo. 70+ circuit plans, tables. \$29.

## HIGH VOLTAGE DEVICES

HV devices plans: Stun Gun, Taser, Prod, Cane, Flasher, Blaster, Zapper, Audio/RF Radar Jammer, Jacob's Ladder, Plasma & Van de Graaff Gun, Fence Charger, Gelpier Gunter, Ozon Gun, Fish Stunner, Plant Stim. Kirlian, More! All plans for only \$29.

## UNDER ATTACK!

Electromagnetic Interference (EMI) and electronic Weapon Attacks cause: Cancer, birth defects, and profound psychological, neurological, cardiovascular and immune system disorders! Destructive to people, animals, plants, equipment! Includes ACTUAL CASES OF EMI ATTACKS (we investigated!) Includes how to verify different EMI and electronic attack sources, and specific countermeasures. \$29. **EM BRAINBLAST:** EMI: Tutorial and plans for powerful ELECTROMAGNETIC WEAPONS and LAB DEVICES. Optimum circuits, tregs, waveforms, duty cycles, intensities. Through. \$29. Both \$49.

## RADIONICS MANUAL

Exciting electrical, electronic, electromagnetic therapeutic, diagnostic & preventive devices (mostly experimental). History, descriptions, plans (dozens), availabilities of Radionics Devices from early to modern. While drugs cost \$ Hundreds, electricity costs pennies! \$29. **HEAL THYSELF:** Plans for 3 major electronic therapeutic devices of types approved by FDA. \$19. Both \$39.

## CRYPTANALYSIS TECHNIQUES

Five powerful menu-driven crypto programs (in COM and BAS source code) to analyze, decrypt "secure" ciphertexts. Worked-out examples. Recommended by prestigious "Computers & Security." Manual + Disk! \$29.

## By an ORDER of the MAGNITUDE

The most comprehensive, hard-hitting, hi-tech survival book ever written! Topics include electronics, computers, energy, weapons, concealment, revenge, alarms, etc. to survive today's dangerous world. We all face increasingly financially and physically brutal times! Field-experiment use of technology in various threat and conflict environments and scenarios. \$49.

## ROCKET'S RED GLARE

How to design and build solid-propellant amateur and survival rockets. Emphasis on formulation, manufacture, installation of propellants, motors, igniters, etc. Includes list of commonly available materials, and the design of launch pads and test beds and their electronics. \$29. **FIREWORKS:** How firecrackers (M-80s, blockbusters, cherry bombs), small rockets, volcanos, fountains, sparklers and safety fuses are made and colored. Simple, cheap, common ingredients. \$9. Both \$36.

## NATURAL BEAUTY SECRETS

Legendary beauties Cleopatra, Helen of Troy, Brimble, others augmented beauty with natural preparations. Describes in detail how many personal care products (ex: skin care, hair care, makeup, soaps, grooming preparations and fragrances) are made from safe, natural, inexpensive substances. For all skin colors, shades. Also includes theatrical ceremonial makeup! \$29.

## ULTIMATE SUCCESS MANUAL

Underpaid, overworked, harassed or abused? Victim of office politics? Stuck in a dead-end job? Can't find a good job? Expect to be laid off, fired or transferred soon? The ultimate no-holds-barred, looking-after-#1 Machiavellian techniques to find, obtain, optimize and keep top jobs, pay and benefits. THE RULES OF THE GAME FOR A GAME WITHOUT RULES! From resume to CEO. \$29.



# Debo Electronics

4025 Edwards Road, Cincinnati, OH 45209

**Toll Free Order Hot Line 1 (800) 423-4499**

**Information - (513) 531-4499**

Millions of Chips, Transistors and Components in Stock!

74LSxx	74LS192	74LS193	74LS194	74LS195	74LS196	74LS197	74LS221	74LS222	74LS223	74LS224	74LS225	74LS226	74LS227	74LS228	74LS229	74LS230	74LS231	74LS232	74LS233	74LS234	74LS235	74LS236	74LS237	74LS238	74LS239	74LS240	74LS241	74LS242	74LS243	74LS244	74LS245	74LS246	74LS247	74LS248	74LS249	74LS250	74LS251	74LS252	74LS253	74LS254	74LS255	74LS256	74LS257	74LS258	74LS259	74LS260	74LS261	74LS262	74LS263	74LS264	74LS265	74LS266	74LS267	74LS268	74LS269	74LS270	74LS271	74LS272	74LS273	74LS274	74LS275	74LS276	74LS277	74LS278	74LS279	74LS280	74LS281	74LS282	74LS283	74LS284	74LS285	74LS286	74LS287	74LS288	74LS289	74LS290	74LS291	74LS292	74LS293	74LS294	74LS295	74LS296	74LS297	74LS298	74LS299	74LS300	74LS301	74LS302	74LS303	74LS304	74LS305	74LS306	74LS307	74LS308	74LS309	74LS310	74LS311	74LS312	74LS313	74LS314	74LS315	74LS316	74LS317	74LS318	74LS319	74LS320	74LS321	74LS322	74LS323	74LS324	74LS325	74LS326	74LS327	74LS328	74LS329	74LS330	74LS331	74LS332	74LS333	74LS334	74LS335	74LS336	74LS337	74LS338	74LS339	74LS340	74LS341	74LS342	74LS343	74LS344	74LS345	74LS346	74LS347	74LS348	74LS349	74LS350	74LS351	74LS352	74LS353	74LS354	74LS355	74LS356	74LS357	74LS358	74LS359	74LS360	74LS361	74LS362	74LS363	74LS364	74LS365	74LS366	74LS367	74LS368	74LS369	74LS370	74LS371	74LS372	74LS373	74LS374	74LS375	74LS376	74LS377	74LS378	74LS379	74LS380	74LS381	74LS382	74LS383	74LS384	74LS385	74LS386	74LS387	74LS388	74LS389	74LS390	74LS391	74LS392	74LS393	74LS394	74LS395	74LS396	74LS397	74LS398	74LS399	74LS400	74LS401	74LS402	74LS403	74LS404	74LS405	74LS406	74LS407	74LS408	74LS409	74LS410	74LS411	74LS412	74LS413	74LS414	74LS415	74LS416	74LS417	74LS418	74LS419	74LS420	74LS421	74LS422	74LS423	74LS424	74LS425	74LS426	74LS427	74LS428	74LS429	74LS430	74LS431	74LS432	74LS433	74LS434	74LS435	74LS436	74LS437	74LS438	74LS439	74LS440	74LS441	74LS442	74LS443	74LS444	74LS445	74LS446	74LS447	74LS448	74LS449	74LS450	74LS451	74LS452	74LS453	74LS454	74LS455	74LS456	74LS457	74LS458	74LS459	74LS460	74LS461	74LS462	74LS463	74LS464	74LS465	74LS466	74LS467	74LS468	74LS469	74LS470	74LS471	74LS472	74LS473	74LS474	74LS475	74LS476	74LS477	74LS478	74LS479	74LS480	74LS481	74LS482	74LS483	74LS484	74LS485	74LS486	74LS487	74LS488	74LS489	74LS490	74LS491	74LS492	74LS493	74LS494	74LS495	74LS496	74LS497	74LS498	74LS499	74LS500	74LS501	74LS502	74LS503	74LS504	74LS505	74LS506	74LS507	74LS508	74LS509	74LS510	74LS511	74LS512	74LS513	74LS514	74LS515	74LS516	74LS517	74LS518	74LS519	74LS520	74LS521	74LS522	74LS523	74LS524	74LS525	74LS526	74LS527	74LS528	74LS529	74LS530	74LS531	74LS532	74LS533	74LS534	74LS535	74LS536	74LS537	74LS538	74LS539	74LS540	74LS541	74LS542	74LS543	74LS544	74LS545	74LS546	74LS547	74LS548	74LS549	74LS550	74LS551	74LS552	74LS553	74LS554	74LS555	74LS556	74LS557	74LS558	74LS559	74LS560	74LS561	74LS562	74LS563	74LS564	74LS565	74LS566	74LS567	74LS568	74LS569	74LS570	74LS571	74LS572	74LS573	74LS574	74LS575	74LS576	74LS577	74LS578	74LS579	74LS580	74LS581	74LS582	74LS583	74LS584	74LS585	74LS586	74LS587	74LS588	74LS589	74LS590	74LS591	74LS592	74LS593	74LS594	74LS595	74LS596	74LS597	74LS598	74LS599	74LS600	74LS601	74LS602	74LS603	74LS604	74LS605	74LS606	74LS607	74LS608	74LS609	74LS610	74LS611	74LS612	74LS613	74LS614	74LS615	74LS616	74LS617	74LS618	74LS619	74LS620	74LS621	74LS622	74LS623	74LS624	74LS625	74LS626	74LS627	74LS628	74LS629	74LS630	74LS631	74LS632	74LS633	74LS634	74LS635	74LS636	74LS637	74LS638	74LS639	74LS640	74LS641	74LS642	74LS643	74LS644	74LS645	74LS646	74LS647	74LS648	74LS649	74LS650	74LS651	74LS652	74LS653	74LS654	74LS655	74LS656	74LS657	74LS658	74LS659	74LS660	74LS661	74LS662	74LS663	74LS664	74LS665	74LS666	74LS667	74LS668	74LS669	74LS670	74LS671	74LS672	74LS673	74LS674	74LS675	74LS676	74LS677	74LS678	74LS679	74LS680	74LS681	74LS682	74LS683	74LS684	74LS685	74LS686	74LS687	74LS688	74LS689	74LS690	74LS691	74LS692	74LS693	74LS694	74LS695	74LS696	74LS697	74LS698	74LS699	74LS700	74LS701	74LS702	74LS703	74LS704	74LS705	74LS706	74LS707	74LS708	74LS709	74LS710	74LS711	74LS712	74LS713	74LS714	74LS715	74LS716	74LS717	74LS718	74LS719	74LS720	74LS721	74LS722	74LS723	74LS724	74LS725	74LS726	74LS727	74LS728	74LS729	74LS730	74LS731	74LS732	74LS733	74LS734	74LS735	74LS736	74LS737	74LS738	74LS739	74LS740	74LS741	74LS742	74LS743	74LS744	74LS745	74LS746	74LS747	74LS748	74LS749	74LS750	74LS751	74LS752	74LS753	74LS754	74LS755	74LS756	74LS757	74LS758	74LS759	74LS760	74LS761	74LS762	74LS763	74LS764	74LS765	74LS766	74LS767	74LS768	74LS769	74LS770	74LS771	74LS772	74LS773	74LS774	74LS775	74LS776	74LS777	74LS778	74LS779	74LS780	74LS781	74LS782	74LS783	74LS784	74LS785	74LS786	74LS787	74LS788	74LS789	74LS790	74LS791	74LS792	74LS793	74LS794	74LS795	74LS796	74LS797	74LS798	74LS799	74LS800	74LS801	74LS802	74LS803	74LS804	74LS805	74LS806	74LS807</
--------	---------	---------	---------	---------	---------	---------	---------	---------	---------	---------	---------	---------	---------	---------	---------	---------	---------	---------	---------	---------	---------	---------	---------	---------	---------	---------	---------	---------	---------	---------	---------	---------	---------	---------	---------	---------	---------	---------	---------	---------	---------	---------	---------	---------	---------	---------	---------	---------	---------	---------	---------	---------	---------	---------	---------	---------	---------	---------	---------	---------	---------	---------	---------	---------	---------	---------	---------	---------	---------	---------	---------	---------	---------	---------	---------	---------	---------	---------	---------	---------	---------	---------	---------	---------	---------	---------	---------	---------	---------	---------	---------	---------	---------	---------	---------	---------	---------	---------	---------	---------	---------	---------	---------	---------	---------	---------	---------	---------	---------	---------	---------	---------	---------	---------	---------	---------	---------	---------	---------	---------	---------	---------	---------	---------	---------	---------	---------	---------	---------	---------	---------	---------	---------	---------	---------	---------	---------	---------	---------	---------	---------	---------	---------	---------	---------	---------	---------	---------	---------	---------	---------	---------	---------	---------	---------	---------	---------	---------	---------	---------	---------	---------	---------	---------	---------	---------	---------	---------	---------	---------	---------	---------	---------	---------	---------	---------	---------	---------	---------	---------	---------	---------	---------	---------	---------	---------	---------	---------	---------	---------	---------	---------	---------	---------	---------	---------	---------	---------	---------	---------	---------	---------	---------	---------	---------	---------	---------	---------	---------	---------	---------	---------	---------	---------	---------	---------	---------	---------	---------	---------	---------	---------	---------	---------	---------	---------	---------	---------	---------	---------	---------	---------	---------	---------	---------	---------	---------	---------	---------	---------	---------	---------	---------	---------	---------	---------	---------	---------	---------	---------	---------	---------	---------	---------	---------	---------	---------	---------	---------	---------	---------	---------	---------	---------	---------	---------	---------	---------	---------	---------	---------	---------	---------	---------	---------	---------	---------	---------	---------	---------	---------	---------	---------	---------	---------	---------	---------	---------	---------	---------	---------	---------	---------	---------	---------	---------	---------	---------	---------	---------	---------	---------	---------	---------	---------	---------	---------	---------	---------	---------	---------	---------	---------	---------	---------	---------	---------	---------	---------	---------	---------	---------	---------	---------	---------	---------	---------	---------	---------	---------	---------	---------	---------	---------	---------	---------	---------	---------	---------	---------	---------	---------	---------	---------	---------	---------	---------	---------	---------	---------	---------	---------	---------	---------	---------	---------	---------	---------	---------	---------	---------	---------	---------	---------	---------	---------	---------	---------	---------	---------	---------	---------	---------	---------	---------	---------	---------	---------	---------	---------	---------	---------	---------	---------	---------	---------	---------	---------	---------	---------	---------	---------	---------	---------	---------	---------	---------	---------	---------	---------	---------	---------	---------	---------	---------	---------	---------	---------	---------	---------	---------	---------	---------	---------	---------	---------	---------	---------	---------	---------	---------	---------	---------	---------	---------	---------	---------	---------	---------	---------	---------	---------	---------	---------	---------	---------	---------	---------	---------	---------	---------	---------	---------	---------	---------	---------	---------	---------	---------	---------	---------	---------	---------	---------	---------	---------	---------	---------	---------	---------	---------	---------	---------	---------	---------	---------	---------	---------	---------	---------	---------	---------	---------	---------	---------	---------	---------	---------	---------	---------	---------	---------	---------	---------	---------	---------	---------	---------	---------	---------	---------	---------	---------	---------	---------	---------	---------	---------	---------	---------	---------	---------	---------	---------	---------	---------	---------	---------	---------	---------	---------	---------	---------	---------	---------	---------	---------	---------	---------	---------	---------	---------	---------	---------	---------	---------	---------	---------	---------	---------	---------	---------	---------	---------	---------	---------	---------	---------	---------	---------	---------	---------	---------	---------	---------	---------	---------	---------	---------	---------	---------	---------	---------	---------	---------	---------	---------	---------	---------	---------	---------	---------	---------	---------	---------	---------	---------	---------	---------	---------	---------	---------	---------	---------	---------	---------	---------	---------	---------	---------	---------	---------	---------	---------	---------	---------	---------	---------	---------	---------	---------	---------	-----------




# Toronto Surplus & Scientific

608 Gordon Baker Rd. Willowdale,  
Ontario Canada zip: M2H-3B4  
TEL: (416) 490-8865 FAX: 785-7955



## TEKTRONIX 492 SPECTRUM ANALYZER




Covers 50KHz - 21 GHz. Solid state portable unit features internal phase lock, minimum sensitivity is - 95 dBm. This unit includes OPTIONS 1,2,3. (1-RF Preselection),(2-Digital storage),(3-Freq stablization 100Hz Resol'n)

**Price: \$8,450.00 Fully checked.**

Mixers 18-26.5 GHz & 26.5-40GHz \$1,200.00 pair. with purch of above.

## TEK 7000

SERIES



## 7834 STORAGE OSCILLOSCOPE

Nothing beats a top quality laboratory o-scope like this unit. It features 2500 cm/us writing speed, 400MHz bandwidth and superior construction. Our complete system includes: 1-7A24 / 1-7A26

1-7B80 / 1-7B85. SYSTEM PRICE: **\$1,495.00**


**\*OUR SCOPES FEATURE BRIGHT SHARP CRT's !!!  
"GARRANTEED"**

### OSCILLOSCOPE MAINFRAMES

7104 Oscilloscope MF - 1 GHz High Speed .....	\$3,750.00
7603 Oscilloscope MF -100MHz - 3 slot .....	\$ 250.00
7623 Oscilloscope MF - Storage 100MHz - 3 slot .....	\$ 350.00
7623A Oscilloscope MF - Storage 100MHz - 3 slot .....	\$ 375.00
7633 Oscilloscope MF - Storage 100MHz - 3 slot .....	\$ 575.00
7704 Oscilloscope MF - 200MHz - 4 slot .....	\$ 295.00
7704A Oscilloscope MF - 200MHz - 4 slot .....	\$ 395.00
7854 Oscilloscope MF - 400MHz Digital Storage Waveform Processing with GPIB .....	\$1,500.00
7904 Oscilloscope MF - 500MHz - 4 slot .....	\$ 500.00

### PLUG-INs

7A11 250MHz FET PROBE .....	\$ 600.00
7A13 DIGITAL COMPARATOR, LED DISPLAY .....	\$ 400.00
7A18 75MHz 2 CH VERT. AMP. ...	\$ 125.00
7A19 600MHz 1 CH VERT. AMP. ..	\$ 400.00
7A24 400MHz 2 CH VERT. AMP. ..	\$ 450.00
7A26 200MHz 2 CH VERT. AMP. ..	\$ 250.00
7A29 1 GHz VERT. PLUG-IN .....	\$ 800.00
7A42 350MHz 4 CH LOGIC TRIG VERT AMP. ....	\$1,400.00
7B10 .2NS DLY'D TIMEBASE .....	\$ 500.00
7B15 Δ DLY'D TIMEBASE .....	\$ 500.00
7B53A 100MHz DUAL TIMEBASE \$	250.00
7B80 400MHz DLY'D TIMEBASE \$	250.00
7B85 400MHz Δ DLY'D TIMEBASE \$	350.00
7CT1 CURVE TRACER .....	\$ 500.00
7D01 LOGIC AN.(no probes) .....	\$ 50.00
7D13 DIGITAL MULTIMETER .....	\$ 125.00
7D15 225MHz FREQ. COUNTER .....	\$ 300.00
7L12 100KHz-1.5GHz SPEC-AN. ....	\$2,700.00
7L13 1KHz-1.8GHz SPEC-AN. ....	\$3,250.00




### COLLINS KWM-2A TRANSCIVER

A classic HAM 100w tranceiver. These units are true to the classic collins style and quality, built to last more than a lifetime. Limited quantity !!!

**Price: \$595.00 with piggyback pwr-supply.  
: \$445.00 complete as-is w/pwr supply.**

**All Prices in U.S. Dollars  
Please include telephone/fax  
number with mail-in orders.  
Orders must be prepaid by  
guaranteed instrument.**

*Manuals available at extra cost*




### RACAL RECEIVER RA 6790/GM

Superior quality and design are standard in this 500Khz-30MHz general coverage receiver. Modes of operation are AM,FM,CW,U/LSB,ISB -optional, with room for seven bandpass filters. The illuminated LCD display features large readable digits for frequency and mode status as well as AF or RF signal strength. Tuning can be directly entered via keypad or with a tuning knob. Three different gain modes are Manual, Automatic, and Automatic with selectable threshold. Fully Checked & Operational.

**Price: \$995.00 Radio only-less filters.**  
Bandpass Filters: 400Hz/1.2KHz/2KHz/6.8KHz  
16KHz/ USB/ LSB are \$65.00 ea. max 4 per unit.


**\*\* NOTE: if there are specific items you are looking for regardless of whether or not they appear in this ad, we would be happy to provide you with a quote including, availability, pricing information and shipping details.**





### STATIC FREQUENCY CONVERTER

Finally a simple way to power up all that 400 cycle stuff. This is a completely self contained solid state converter that just plugs in to any 115vac 60 Hz power source and provides easy instant 400Hz single phase 115vac output @500 watts. Price: \$275.00 ea. New in Original Carton Dim=L21"xW12"xH15" Weight=99lbs



## TEKTRONIX 465B

Proof is in the pudding when it comes to this instrument's track record. There's no doubt, that popularity speaks many languages when speaking of the "465B". This excellent instrument continues the tradition of the standard 465 oscilloscope by adding useful features such as CH-1, CH-2 sum or difference, trigger view in any combination, alternate sweep and trace selection versatility. Many technicians dream of owning a quality 100-MHz oscilloscope, but funding rairly permits. Fortunately, we were recently able to aquire a limited supply of 465B-s in nearly *new* condition. Our **LOW PRICES** will likely permit "you" to own one of the best scopes anywhere in the country. If your needs are current and action *swift* you too will be a member of a growing club!!!

**SELECTED EXCELLENT COND.....\$849.00**

**VERY GOOD CONDITION.....\$695.00**

These instruments are fully checked out and calibrated. They are supplied with an original front panel cover and complete service manual. Original TEK Probes are \$75.00 each with each purchase.



### ROCKWELL / COLLINS HF8054A

Four channel HF receiver.

"Top of the Heap" certainly describes this commercial communications receiver. Produced by what most folks consider the best and most desirable manufacturer in North America. There's nothing like a Rockwell/Collins HF80 series receiver, and to "top that", OUR's are factory new in the orig. carton from the Toronto mfg. facility. These units are loaded with the following options. - 10Hz tuning resolution, -remote control, high stability txco,-four chan. audio output, and completed with 6 bandpass filters. The bonus? "no scratches" Price: \$3,700.00

**Just Arrived- \$39.00**  
**8-DAY AIRCRAFT CLOCK**  
**1-7/8" dial**




Great collectors item for the ham shack, fifties vintage funct/chkd.



### MARCONI SYNTHESIZED SIGNAL GENERATOR Model 2018

Freq range 80KHz-520Mhz with calibrated output levels from -127 dBm to +13dBm. Resolution 10Hz. It can be freq, phase or amplitude modulated from ext or int modulation sources. RF output resolution is 0.1dB. reversepower protection of up to 50W is possible without damage to the instrument. This instrument is microprocessor controlled and very easy to use, a must for any serious repair or development lab. Price : \$1750.00 Checked



### PDR-63 PORTABLE RADIAC METER

This portable radiac set is loaded with all kinds of extras featuring six ranges of sensitivity for both Gamma or Beta radiation measurements. The 1st scale 0-1 rad/hr up to 0-5000 rad/hr. The unit comes supplied with headset & bat/charger. Req's only 4 AA Batteries. Price: \$149.95

-HP 3551A TRANSMISSION TEST SET .....	\$ 950.00
-HP 3581A WAVE ANALYZER .....	\$1,295.00
-HP 4260A LCR BRIDGE .....	\$ 385.00
-HP 5006A SIGNATURE ANALYZER .....	\$ 450.00
-HP 5411D COLOR DIGITAL STORAGE SCOPE .....	\$8,500.00
-HP 8160A OPT-20 PROG PULSE GEN .....	\$3,995.00
-HP 8505 NETWORK ANALYZER SYSTEM .....	\$6,000.00
-HP 8558A SPECTRUM ANALYZER .01-1.5GHz .....	\$2,750.00
-HP 8559A SPEC-ANALYZER .01-22GHz .....	\$4,995.00
-TEK PG504 FUNCTION GENERATOR (40MHz) .....	\$ 875.00
-TEK 520 VECTORSCOPE .....	\$1,200.00
-TEK 577D/1177 CURVE TRACER .....	\$2,000.00
-TEK 1502 TDR w/CHART REC .....	\$2,200.00
-TEK OF150 MULTIMODE FIBRE OPTIC TDR .....	\$4,750.00
-TEK AA5001 PROG.DIST-ANA.w/TM5003 MF .....	\$1,790.00

-EIP 351D 18 GHz FREQ COUNTER .....	\$ 950.00
-ENI MOD 310L 250KHz-110MHz @ 50db GAIN .....	\$ 765.00
-ENI MOD 406L 150 KHz-250MHz @ 40db GAIN .....	\$ 850.00
-GOULD 220 CHART RECORDER .....	\$ 950.00
-GOULD RS 3800 PROGRAMABLE CHART RECORDER/w MOD 5900 SIG CONDITIONER & DC AMPS (NEW) .....	\$6,500.00
-IFI MOD 404 WIDEBAND LABORATORY POWER AMP - 01-250MHz @ 2.5kw POWER OUTPUT .....	\$ CALL
-MARCONI MOD 2019 SYNTHESIZER 1024MHz .....	\$2,800.00
-ROHDE & SCHWARZ SIG GENERATOR 4-484MHz .....	\$ 500.00
-SOUND TECHNOLOGIES DIS MEAS SYSTEM .....	\$1,200.00
-SCHENCK DYNAMIC BALANCING MACHINE MOD CAB570 WITH- BED. SENSORS & MANUAL .....	\$4,500.00
-WILTRON 6647A-40 PROG. SWEEP GEN. 10MHz-18.6GHz .....	\$8,500.00

-ANRITSU MS420K NETWK SPEC. AN.10Hz-30MHz ..	\$1,800.00
-EATON NM-17/27A EMI FIELD INT. METER .....	\$1,500.00
-FLUKE 5100A CALIBRATOR .....	\$3,800.00
-FLUKE 6039A FREQUENCY SYNTHESIZER .....	\$ 500.00
-WAVETEK 3002 RF SIG. GENERATOR .....	\$ 795.00
-BOONTON 82AD AM/FM MOD-METER .....	\$1,275.00
BOONTON 102F SIG. GEN. 10-40MHz .....	\$1,295.00
-COLLINS S16-F2 PWR SUPPLY(USED) .....	\$ 85.00
-COLLINS 65S-1 RECEIVER .....	\$1,250.00
-R392 RECEIVER -5-30MHz .....	\$ 165.00
-T195 100w COMPANION XMTR TO 392 .....	\$ 85.00
-GRT-22 UHF POWER AMPLIFIER .....	\$ 200.00
-HARRIS RF280 HF/TACTICAL TRANSCEIVER .....	\$1,500.00
-LEXEL MOD 75 HIGH POWER ARGON LASER .....	\$1,500.00
-HP 8640A SIGNAL GENERATOR (512MHz) .....	\$ 995.00



# Miniature Robots!



Build a real walking robot just 14 cm long!

## Muscle Wires Project Book & Deluxe Kit

Create direct linear action with *Muscle Wires*. They actually contract up to 5% when powered! For robots, planes, railroads - anything needing small, strong all-electric motion. Our new info packed 128 page *Project Book* has full plans for *Boris* the motorless robot and 14 other projects. Deluxe Kit includes one meter each 50, 100 and 150 µm diameter *Muscle Wires*. *Get moving today!*

#3-168 \$59.95

## Electric Piston Deluxe 5-Pack

Incredible miniature cylinders lift 1 pound each! Just 10 cm long, they shorten by 23 mm with just 1 volt, 5 amps. Cycles up to 6 times per minute. Pack has 5 Electric Pistons, one high current battery and complete plans for four unique projects.


#3-137 \$39.95



## Robot Builder's Bonanza, 99 Inexpensive Robotics Projects

A huge collection of practical, ready-to-use circuits & devices. Sections on parts, tools, methods, remote control, vision, grippers, navigation & more! 336 pages, 280 illus. A great value for robot builders of all experience levels.

#3-114 \$17.95



## Space Wings II - now variable speed

Sleek silver wings flap silently using only 5 cm of *Muscle Wire*. Perches on your PC, annoys cats! Flaps up to 36 times per minute. With circuit board, parts, detailed instructions. Requires soldering and 2 AA batteries. Makes an ideal introduction to electronics and *Muscle Wires*.

#3-001 \$19.95



24-hour Voice Order Line - VISA MasterCard

**800-374-5764**

Request our FREE *Muscle Wires* Technical Brochure

Order Toll Free!

**Mondo-ironics**

524 San Anselmo Ave. #107-74  
San Anselmo, CA 94960

Questions: 415-455-9330  
Fax: 415-455-9333  
Internet: info@mondo.com

To Order:  
Send check, MO  
or credit card info.  
All orders add  
\$5.00 P & H.  
Calif. orders also  
add sales tax.

International Orders Welcome! First Class P&H: \$11.00

## BEST DEALER PRICING! CABLE DIRECT CONVERTERS • FILTERS DESCRAMBLERS

IMPROVE YOUR IMAGE WITH  
VIDEO STABILIZERS



100%  
MONEY BACK  
GUARANTEE!

30 DAY  
FREE  
TRIAL!

FREE Cable TV Catalog.



Now you can tune-in your favorite  
cable TV programming and  
SAVE \$100'S - EVEN \$1000'S  
on premium CABLE TV EQUIPMENT.

## MODERN ELECTRONICS

**1-800-906-6664**

2125 S. 156TH CIRCLE • OMAHA, NE 68130

## SURVEILLANCE

### FM TRANSMITTERS MINI (KITS)

- 3-VOLT FM XMTR, up to 300 ft. indoors, 1500 ft. outdoors
- PHONE XMTR, range to 500 ft., uses phone-line power
- Sound-Activated XMTR, range to 500 ft.
- 2-STAGE XMTR, 9-Volt, very powerful

All above require simple soldering at 2 to 4 places.  
\$29.95\*\*

TELE FM WIRELESS MONITORING SYSTEM.  
(Kit) \$99.00\*

TELE CALL FORWARDER. Transfers incoming  
calls. \$99.00\*

CALLER ID. Registers incoming number.  
\$99.00\*

TEL REGISTER WITH PRINTER. Records dialed  
number, duration, and prints record. \$139.00\*

12-HOUR LONG-PLAY RECORDER. Modified  
Panasonic. Records 6 hrs. on each side of 120  
tape (supplied). Compatible with VOX and Tel  
Rec Adapter. \$119.00\*

VOX VOICE-ACTIVATED SWITCH. Makes re-  
corder self-activating with voices or other  
sounds. \$28.50\*\*

TELE RECORDING ADAPTER. Records  
incoming and outgoing calls. \$28.50\*

TELEPHONE SCRAMBLERS. Over 4,000  
separate codes. \$199.00\*

VOICE CHANGER. Changes man's voice to  
lady's and vice versa. \$49.00\*\*

For Shipping & Handling add \*\*\$5.00 and \*\*\$2.00 per item.  
Colo. residents add sales tax. Mail Order, VISA, M/C, COD's  
o.k. Inquire for dealer prices. Free catalog.

**MUCH, MUCH MORE - OUR 25TH YEAR!**  
TOLL FREE 1-800-926-2488


A.M.C. SALES, INC.

193 Vaquero Dr., Boulder, CO 80303  
Tel: (303) 499-5405, Fax: (303) 494-4924  
Mon.-Fri. 8 a.m.-5 p.m. Mtn. Time

CIRCLE 315 ON FREE INFORMATION CARD

WORLD'S SMALLEST PC III OEM (1K) PRICE

**386 SBC \$83**



- INCLUDES:  
- 5 SER, 3 PAR  
- 32K RAM  
- PC BUS  
- LCD, KBD PORT  
- BATTERY RTC  
- CMOS NVRAM  
USE TURBO C,  
BASIC, MASM  
EVAL KIT \$295

OEM EVAL\*

8088 SBC ..... \$27 95  
FLASH/ROM DISK.. 21 75  
UNIV PROGRAMR.. 27 95  
PC WATCHDOG .... 27 95

\*EVAL KITS INCLUDE: MANUAL, BRACKET, DISK  
5 YR LIMITED WARRANTY FREE SHIPPING



MVS BOX 850  
MERRIMACK, NH  
(508) 792 9507

## PROGRAMMERS

- 1349 DATA I/O CHIPLABS 4800
- 799 DATA I/O CHIPLABS 3200
- 579 EETOOLS ALLMAX
- 249 XELTEK SUPERPRO (R)
- 599 LOGICAL DEVICES 3000
- 599 ADVANTECH PC-UPROG
- 269 SUNSHINE UNIVERSAL
- 449 TUP-300 HILO SYSTEMS
- 449 JDR MCT-EMUP
- 539 TUP-400 HILO
- 429 NEEDHAMS EMP-20
- 679 NEEDHAMS SA-20
- 139 EETOOLS 1 GANG
- 199 EETOOLS 4 GANG
- 49 SUNSHINE 1 GANG
- 99 SUNSHINE 4 GANG
- 169 SUNSHINE 8 GANG
- 349 SUNSHINE 16 GANG

### GENERAL DEVICE INSTRUMENTS

(408) 241-7376 Fax 241-6375 BBS 983-1234

## Surface Mount Chip Component Prototyping Kits -

Only  
\$49.95



CC-1 Capacitor Kit contains 365 pieces, 5 ea. of every  
10% value from 1pf to 33µf. CR-1 Resistor Kit contains  
1540 pieces; 10 ea. of every 5% value from 10Ω to 10 megΩ.  
Sizes are 0805 and 1206. Each kit is ONLY \$49.95 and  
available for Immediate One Day Delivery!

Order by toll-free phone, FAX, or mail. We accept  
VISA, MC, COD, or Pre-paid orders. Company PO's  
accepted with approved credit. Call for free detailed  
brochure.

**COMMUNICATIONS SPECIALISTS, INC.**  
426 West Taft Ave. • Orange, CA 92665-4296  
Local (714) 998-3021 • FAX (714) 974-3420  
Entire USA 1-800-854-0547



# KELVIN ELECTRONICS

PHONE: 1-516-756-1750  
 FAX: 1-516-756-1763  
 10 Hub Dr, Melville, NY 11747



**100-LE**  
 AC/DC Voltages  
 Cont. Tester-  
 Buzzer  
 3-1/2 Digit LCD  
 Low Battery  
 Indicator  
 Battery Test  
 #990087  
**\$19<sup>95</sup>**



**150-LE**  
 Transistor  
 Battery Test  
 DC Current  
 10 Amp  
 #990122  
**\$29<sup>95</sup>**



**200-LE**  
 Freq. Counter  
 up to 20MHz  
 Capacitance  
 from 1pF to 20uF  
 Transistor  
 AC/DC Current  
 10 Amp  
 #990123  
**\$49<sup>95</sup>**



**400-LE**  
 Inductance  
 resolution of 1uH  
 Freq. Counter  
 up to 20MHz  
 Cap. from  
 1pF to 200uF  
 AC/DC Current  
 Transistor  
 Duty %  
 20 Amp  
 #990124  
**\$79<sup>95</sup>**

**STANDARD FEATURES:** ▲ AC/DC Voltages ▲ DC Current ▲ Resistance  
 ▲ Continuity Tester Buzzer ▲ Diode Test  
 ▲ 10M ohm Input Imp. ▲ Accuracy +/- 0.5% RDG

Protective Meter Cases for 100-300LE ....990088..\$4.95  
 Protective Meter Case for 400LE .....990094..\$4.95

## THE ULTIMATE METER

Popular Electronics (reviewed 5/93)  
 "Not only does the Kelvin 94 boast a lot of features...the features go the extra distance."  
 "If we had to run into a burning building to do some emergency trouble-shooting and could carry only one piece of equipment, the Kelvin 94 would be it!"

★ True RMS, LCR, Hz, dBm ★ 0.1% Accuracy ★




**12 INSTRUMENTS IN ONE!**

DC Voltmeter,  
 AC Voltmeter,  
 Ohmmeter,  
 AC Current,  
 DC Current,  
 Diode Tester,  
 Audible Conf.  
 Tester, dBm,  
 Freq. Counter,  
 Capac. Meter,  
 Inductance  
 Meter,  
 Logic Probe  
 #990111

**\$199<sup>95</sup>**

### HC Protek MODEL B-803



### 2MHz Sweep Function Generator

- ★ Output Frequency of 0.02Hz to 2MHz on 7 ranges
  - ★ Output: sine, triangle, square, pulse, ramp or slewed sine wave
  - ★ 4 digit frequency counter
  - ★ With sync output (TTL), VCF, DC offset, variable symmetry
  - ★ Square wave rise time: 100ns or less
- #720129 **\$299<sup>95</sup>**

### HC Protek MODEL P-3502C



### 20MHz "Afford-A-Scope"

- ★ 2 Channels
  - ★ Built-in component tester for resistors, capacitors, and diodes
  - ★ 6" CRT with internal graticule
  - ★ TV trigger
  - ★ CH2 Invert
  - ★ 2-Axis input
  - ★ Includes 2 probes
  - ★ 2-Yr. warranty
- #720085 **\$385**

### HC Protek MODEL P-3003



### Regulated DC Power Supply

- ★ 0-30V, CV; 0 to 3A, CC
  - ★ 2 Separator LED displays (green for voltage, red for current)
  - ★ Constant voltage & constant current operation
  - ★ Fully isolated outputs allow series or parallel operation
  - ★ Includes (1) set of test leads & operation manual
  - ★ Overload protected
  - ★ 2-Yr. warranty
- #690038 **\$225**

July 1995, Electronics Now



# B.G. MICRO, INC.

P.O. Box 280298  
Dallas, Tx 75228  
Orders Only 1-800-276-2206  
Tech Support 214-271-9834  
Fax 214-271-2462  
Local Orders 214-271-5546



## SIREN

Simply apply 12 Volts to this little baby, then you better hold you ears. Very loud! Great for car and intrusion alarms. Repeat of a sell-out.



**NEW PRICE \$5.95**


## UHH-UHH-UHH-TOOL TIME

55 pieces. 5-way reversible ratchet. Screwdriver bits and sockets. Quality tools and the best prices.



TOA-D-55 **\$19.95**

30 pieces. Tamper proof screwdriver bits set. Includes, hard to find, #7 Torx-type bit.




TOA-TP-30 **\$15.95**

24 pieces. Stubby ratchet. Screwdriver bits and socket set.



TOA-S-24 **\$7.95**



**Power Center**  
Basic Surge Protection  
Six lighted rocker switches.  
Five 120 VAC sockets individually controlled from the front panel.  
15 amp circuit breaker.  
Master power on/off switch.  
Fully shielded metal case.  
5.5" foot cord with molded plug.  
Designed to be placed under monitor. **Brand New!** **\$19.95**

## CASE

### LET ME STATE MY CASE

First of all, the case has an outside pocket, complete with velcro flap. The soft padded inside can be used to store even a king's ransom. There is a large pocket on one side, and on the other, there is a perfect place to keep business cards or computer instructions. They can be plainly seen through the fish net holder. The zipper keeps the contents secure. The case comes with a simulated leather handle. The case measures 12"x8"x1-1/2". The case was originally designed for a notebook computer. It even has the name of a famous computer manufacturer on the front. Use it to put your computer in, or as a "spiffy tote". Originally cost in excess of \$50.00.



A real bargain.....**\$8.95** or .....**2/\$15.00**

## MOTION ACTIVATED SECURITY SWITCH



No more fumbling for light switches. This unique light switch turns the lights on when you enter a room, off when you leave. You even control the range (up to 25') and the length of time the light stays illuminated.(3 to 30 minutes) Lights can be operated manually at any time. Manufactured by Honeywell. The unit contains a brightness control (incandescent light only)300 watt max.(Face plate not included)

**\$8.95**

**TERMS: (Unless specified elsewhere) Add \$3.25 postage, we pay balance on Orders Under 5 lbs. Orders over \$50.00 add .85 for insurance. No C.O.D. Texas Residents add 8 1/4% Tax. 90 Day Money Back Guarantee on all items. All items subject to prior sale. Prices subject to change without notice. Foreign Orders U.S. Funds Only. We cannot ship to Mexico or Puerto Rico. Canada, add \$7.50 minimum shipping and handling. Countries other than Canada, add \$15.00 minimum shipping and handling.**

## LCD DIGITAL PANEL METER


### Digital Panel Meter PM-128 3-1/2 Digit LCD

#### FEATURES:

200 mV full scale input sensitivity  
Single 9VDC operation  
Decimal point selectable  
13mm figure height (Approx. 1/2")  
Automatic Polarity indication  
Guaranteed zero reading for 0 volt input  
High input impedance (>100M ohm)

#### APPLICATIONS:

Voltmeter  
Thermometer  
PH meter  
dB meter  
Watt meter  
Current Meter  
Capacitance Meter  
Lux Meter  
LCR Meter  
Other Industrial & Domestic Uses



SIZE: 68mm X 44mm

2-5/8" X 1-13/16"

**BRAND NEW PRICE**

**\$12.95**

## KIT

### Telephone Transmitter kit

Phone line powered & activated when handset is lifted. Uses phone wires for antenna. Transmits over short distance (<100ft.) to the lower part of FM broadcast band (90-95 MHz). Circuit does require the ability to "Tweak" RF circuits.




KIT-016 **\$9.95**

## KEYBOARD

Throw your keyboard away because after you've tried ours, you'll burn yours, anyway. This baby feels great. 101 keys- manufactured by one of the top OEM's in the United States. Ever hear of DEC? That's right, this Digital Equipment Corp. model number RT101 is UL and CSA approved. The keyboard comes ready to address a PS-2, or with an adapter, an AT. AT adapter (6 pin mini din female to 5 pin din male)....**\$1.49**  
**RT 101 keyboard.....Brand new in the box.....\$15.95**

## SWITCHER

"GOOD THINGS COME IN SMALL PACKAGES"  
This little switcher is sure a good example of that. It only measures 5-1/2"Lx3"Wx2"H and puts out a full 2 amps at 12 volts. 110 or 220 volts AC input. IEC receptacle input-Barrel connector output  
UL-CSA approved. Price is small too. **\$8.95**



## MOTHERBOARD

### DTK TURBO XT MOTHERBOARD COMPLETELY LOADED--640K RAM \$15.95

When you saw the above headline we bet you thought you had quantum leaped back to 1987. This is not exactly the leading edge in technology, but there are still uses for this tired old uncomplaining work horse of the computer world. These DTK turbo motherboards were renowned for their high reliability and ease of use. These boards were carefully removed from new systems and fully tested. All rams are socketed and we are selling the complete board for less than the cost of the ram. All ram 100 NS (18-41256; 4-4464; 2-4164) Switch configuration provided with each board. Complete satisfaction guaranteed. Get'm while they last--**\$15.95**

## CD ROM CABLES

**Very hard to find--Universal CD rom audio cable.** Soundblaster card to Panasonic, Sony, and Mitsumi CD rom drives..... **\$4.95**

**Another hard to find item--Universal data cable for hard drive and CD rom.** 2-40 pin IDC connectors 1-34 pin IDC. 18".....**\$2.49**

## BACK-UP BATTERY

Everyone knows lithium batteries last longer than alkaline! Well don't they? 3.6 volt lithium battery, by Maxell, with connector. Great price--**\$2.50** or **2/\$4.00**



Call us and place your order today!! 1-800-276-2206

Electronics Now, July 1995

Call for a free catalog 1-800-276-2206



VISA

# CABLE TV Universal Descrambler



## NEW PRODUCT

### MODEL 5000 Fully Assembled \$199.95

Our fully assembled product is tested and *Guaranteed* to work on your system. We will also include an AC adaptor and complete hookup instructions. This unique product will be available for a limited time only!

### 4000 And 5000 Features

- The latest in Video Amplification Technology.
- New clocking circuits to stabilize color and picture performance.
- The most advanced picture locking circuitry.
- Inverted Video Option is available.
- Connects easily to your VCR.
- NO converter box is necessary.

The Halcyon Group  
1-800-664-6999

Anyone implying theft of cable service will be denied assistance.


### MODEL 4000 KIT \$79.95

The 4000 KIT comes with electronic components and Cad designed PC board. We provide schematic, parts list, wiring diagram, tutorial guide, and FREE in-house support.

### Model 4000A Enc Pak \$44.95

The 4000A Enclosure Pak provides the hobbyist, a custom enclosure, AC adaptor and finish accessories to give your kit the professional look.

## BLACK & WHITE VIDEO CAMERA BOARDS



1-1/4" x 1-1/4" SQUARE

1/3" CCD PICKUP

.4 LUX SENSITIVITY

8-14 VDC POWER REQUIRED

STANDARD NTSC COMPOSITE  
VIDEO OUTPUT - 1 Vpp

### PRICING

<b>CME-100S</b>	<b>STANDARD LENS CAMERA</b>	<b>\$ 125</b>
<b>CME-100P</b>	<b>PINHOLE LENS CAMERA</b>	<b>\$ 145</b>
<b>CME-100C</b>	<b>"C" MOUNT CAMERA</b>	<b>\$ 165</b>
<b>CME-200CP</b>	<b>1/3" COLOR CAMERA BOARD</b>	<b>\$ 275</b>

**CREATIVE MICRO ELECTRONICS, Inc.**

P.O. BOX 4477 ENGLEWOOD, CO 80155-4477

CALL OR WRITE FOR FREE CATALOG

PHONE: (800) 771-1295 (Out of Colorado Only)

PHONE: (303) 771-1288

FAX: (303) 771-1136

## 2.4 GHZ - 5 CHANNEL COMPLETE VIDEO/AUDIO TRANSMITTER/RECEIVER SYSTEM

500' RANGE with RUBBER DUCKY  
ANTENNAS

3,000 RANGE with OPTIONAL  
3' DISH ANTENNA

COMPACT SIZE

OPERATES ON 10 - 14 VDC

SYSTEM PRICE

**\$ 1,295.00**

# Weeder Technologies

**FREE**

catalog and construction plans  
for any of these kits (limit two)  
Call 513-752-0279

# Pro-Kit™

P.O. Box 421, Batavia, OH 45103

Educational Kits for the Serious Hobbyist

### Caller Block

Connects between your telephone and its wall jack, and prevents the phone from ringing unless the calling party is one which you've entered into memory using your touch-tone phone. Your answering machine can handle all other calls. Change between two separate directories of callers with a simple flip of a switch. \$48.00

### Telephone Caller ID

Connects to telephone wall jack. Shows the telephone number of the calling party along with the time of day the call was received, on a 16x1 character LCD display. Stores the info from the last five calls in memory. Complete stand alone, no computer interface needed. \$52.50

### Telephone Call Restrictor

Connects to telephone wall jack. Disables all phones on the line if attempting to either dial a number that has been stored in memory "Block Mode" or dial a number that has not been stored in memory "Allow Mode". Use touch-tone phone to enter telephone numbers into memory, and choose mode. Program from any phone on the line using your password. \$35.00

### 50 MHz Frequency Counter

Reads frequency from 1Hz to 50MHz and displays it on a 16x1 character LCD display. Auto-range feature provides floating decimal point and automatically affixes the correct suffix (Hz, KHz, or MHz). Microcontroller based, very few additional components. \$48.50

### Telephone Scrambler

Scrambles your voice before sending it over the telephone line, and descrambles it on the other end. Connects between your telephone and wall jack. No modifications are required to your telephone. Full duplex operation. \$43.00

### Electronic Message Module

Use a set of four pushbutton switches to write and store your own personal message in a 8-pin non-volatile EEPROM, which can then be printed across a 16x1 LCD display. Message can be up to 240 characters long. EEPROM can be removed from socket and still retain message. Re-program over and over with new messages. \$44.50

### Vocal Filter

An audio device which can be used with a home component stereo system, to filter out the main vocal sound track from standard stereo recordings (CD, tape, record or FM), leaving the background music to sing along with. Produce your own karaoke tapes. \$40.00

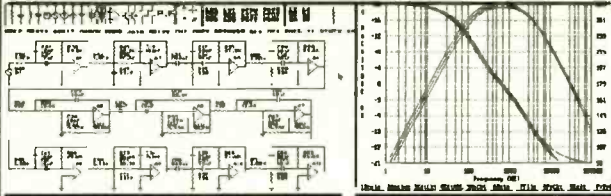
### DTMF Decoder/Logger

Keep track of all numbers dialed from any telephone on your line. Connects to your telephone wall jack. Decodes all 16 touch-tones and displays them on a LCD display. Holds the last 240 digits in a nonvolatile memory. Use the "shift back" and "shift forward" buttons to scroll through and view all numbers in memory. \$54.50



# Professional Electronic Engineering Software

**Best Bargain in the USA**  
Any single program \$24.95



### 1 LINEAR AC/DC CKT ANALYSIS

Active & Passive circuits. Up to 70 nodes, 225 elements. Models for active devices. Calc, Plot & Print AC voltages & currents. Calc DC current, voltage & power. Plots: Lin, Log, Semi, Polar, etc.

### 2 LINEAR TRANSIENT CKT ANALYSIS

10 Programmable Input Transients. Active, passive ckt. Up to 70 nodes, 225 elements. Models for active devices. Calc & print output Transient voltages. Calc dc current, voltage & power. More

### 3 ACTIVE FILTERS DESIGN

Design/Analyze active LPF, BPF, HPF, Butterworth, Chebyshev, Bessel & All pass filters. Plot response.

### 4 TRANSIENT SYSTEM ANALYSIS

Calc, plot transient response of system H(s). 14 Input Transients. Inverse Laplace. Edit H(s). More

### 5 POLYNOMIAL OPERATIONS

Calc polynomials Roots, Product & Coefficients

### 6 CONTROL SYSTEMS

Calc & Plot Root Locus, Nyquist, Bode of any H(s). Calc Gain/Phase Margins & stability. Add, delete poles or zeros.

### 7 MAG/PHASE GRAPHICS

Calc, plot mag/phase of any H(s). More

### 8 FUNCTION GRAPHICS

Calc, plot, edit any of 89 useful Math functions as desired. Multiplot. More.

### 9 DATA GRAPHICS

Plot up to 400 data points in 9 formats. Lin/Log, etc. Curve fit. More.

### 10 CKT SCHEMATIC DRAW

Out, Copy, Paste, Move, Merge, Check, Grid, Label, NetList, Add, Change, Delete, Print, Line & Text tools. 126 symbols, Up to 100 nodes, 1000 elements. More. Mouse required.

11 INTEGRATED AC/DC CKTS WITH SCHEMATIC DRAW \$29.99

12 INTEGRATED TRANSIENT CKTS WITH SCHEMATIC DRAW \$29.99

**SPECIAL 9-PROGRAM INTEGRATED PACKAGE V3.1 WITHOUT SCHEMATIC DRAW \$249.99 \$79.99**

**COMPLETE 12-PROGRAM INTEGRATED PACKAGE V3.2 WITH SCHEMATIC DRAW \$339.99 \$129.99**

- ★ Flexible, Powerful & Easy to use ★ Free Tech Support
- ★ Essential Tool Set for Engineers ★ Also runs on laptops
- ★ User's Manual Included
- ★ Dot Matrix/Laser/Mouse Support

### POWER SUPPLY DESIGN \$39.99

Design and analyze switching and linear supplies. Design AC/DC and DC/DC Converters. Design Power Transformers, with up to 50 windings. Design Power Inductors and Current Transformers. Switchers include Buck, Boost, Buck-Boost, Flyback. Perform Stability Analysis of Switchers. Design LC Filters. Includes Mag Core Tables. Gain/Phase Plots & Data. VGA req.

To order or info call/fax 1(619)384-3042 or send check or m.o.

VISA/MC ACCEPTED. \$5.95 SHIPPING. CA ADD 7.25% TAX.

GEOBAN ENGINEERING, PO BOX 658, RIDGECREST CA 93556

### Performance Guaranteed

#### SYSTEM REQUIREMENTS

PC AT, 540K BASE MEM. EGA/VGA COLOR DISP. WITH 256K VIDEO CARD, DOS 3.2 OR HIGHER, MS MOUSE, 3MB SPACE ON HARD DRIVE. LASER OR DOT MATRIX PRINTER

## VOM & AC AMMETER SET



TRIPLETT MODEL 100 with Model 310 hand-size volt-ohmmeter measures 0-3-12-60-300-1200 VAC-VDC, 0-0.6-6-60-600 MA-DC, and 0-20K-200K-2M-20 Megohms; Model 10 AC ammeter clamp has scales 6-12-30-60-120-300 AC amps. Also includes Model 101 adapter, test leads, leather case, and book. Meter 2.8"Wx4.3"Hx1.3"; 5 lbs. sh. NEW ..... \$69.50

## HANDS-FREE HEADSET

UNICOM 49.86 MHz FM radio headset for use in high noise areas. Has throat mic and ear cushions with EPA noise-reduction rating of 23 DB. Also Volume and Squelch, Veicro adjustable head web and mic straps, 6" antenna, and fiberglass case. Requires two 9V batteries; 6 lbs. MODEL 7800H, NEW ..... \$99.50 each



## 50 UH ROLLER INDUCTOR



38-TURNS 3/8"W edgewound silvered ribbon forms 8"Lx4.3" dia coil; fiberglass end plates. P/o 1 KW antenna tuner; o/a 7.3x13x5.2, 8 lbs. sh. #L1/CU938, USED ..... \$65.00  
10 UH ROLLER INDUCTOR, 18-turns #16 silver-tinned wire forms 2" dia coil. 3.5x4.5x2.6, 3 lbs. #021-7029, NEW ..... \$28.00

## 50 WATT DUMMY LOAD

DA-437 DUMMY LOAD, rated 50 watts continuous into 50 ohms. VSWR 1.5:1 max; 220 to 1000 MHz. "C" RF conn. 3x6.8x3, 4 lbs. USED ..... \$27.50



## TEST EQUIPMENT

Limited quantities; "used-reparable" condition:

- HP-141T/8552B/8555A SPECTRUM ANALYZER, 10 MHz to 18 GHz ..... \$1995.00
- HP-8556A RF SECTION 1/141T, 20 Hz-300 KHz ..... \$175.00
- HP-8640B opt 1-2-3 RF GENERATOR, 20 Hz-1024 MHz ..... \$1995.00
- HP-8660C RF GENERATOR w/86602A, 1-1300 MHz & 86633B phase-lock plug-ins ..... \$2995.00
- SINGER-STODDART NM37/57 RFI/EMI METER w/antennas ..... \$995.00
- TEKTRONIX 494P PROGRAMMABLE SPECTRUM ANALYZER, 10 KHz-21 GHz direct input; 10-KHz-325 GHz freq-counter ..... \$14,995.00
- TEKTRONIX 7613/7L13 SPECTRUM ANALYZER, 1 KHz to 1.8 GHz; storage main-frame, ref-level module ..... \$3800.00

Prices F.O.B. Lima, O. • VISA, MASTERCARD, DISCOVER  
Allow for Shipping • Write for latest Catalog  
Address Dept. ES • Phone 419/227-6573 • Fax 419/227-1313

## FAIR RADIO SALES

1016 E. EUREKA • Box 1105 • LIMA, OHIO • 45802

# CABLE TV DESCRAMBLER KITS

### Universal-New Product

This Product includes all the Parts, PC Board, Complete Schematic with Functional Guide. Generates Sync for most Video Applications.

**\$79.95**

### Tri-Mode Descrambler


This product includes all the parts PC Board and AC Adaptor. NO Enclosure included.

**\$59.95**

### SB-3 Descrambler

This Product includes all the Parts, PC Board and AC Adaptor. Enclosure is not included.

**\$44.95**



**Call Toll Free 1-800-886-8699**

M & G Electronics, P.O. Box 3310, No. Attleboro Mass. 02761



Anyone implying theft of Cable service will be denied assistance.

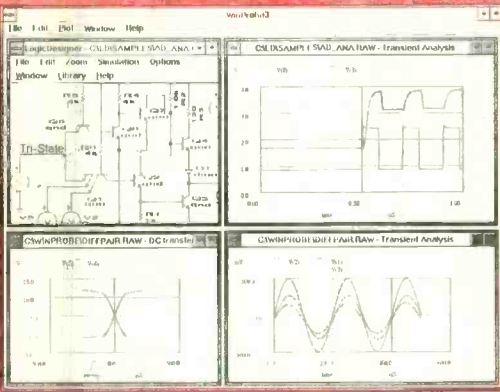
NO MASSACHUSETTS SALES!



Powerful Integrated Digital and Analog (Berkeley Compatible Spice)  
Circuit Design and Simulation Software for Microsoft Windows (network compatible)

**Best value in town!! Includes 4 Integrated Modules: LogicDesigner + WinSpice + WinScope + Symbol Editor**

**Perfect For Students, Technicians and Engineers!!**



Simply connect your circuit on the screen, enter simulation options, then kick back and watch it work!! Comes with two Spice libraries plus 5 more libraries of Active Digital Devices CMOS, 74xx, 7400x, ALUs, counters, MUX, FFs etc Plus a Passive symbol library of Microprocessors and more. Use the Symbol Library Editor to Design your own symbols and symbols to represent Sub-circuits, True Bussing, Buss pins can be assigned Unique Names, Parts Billing List, Legends, Nested Subcircuits for Hierarchical Top Down or Bottom Up Design, Checks Fan Out Violation and Electronic Rules, Device Unit Numbers/Chip Pinouts Automatically added as per Data Books, Connectors, Spice Netlist Generation, Continuous ZOOM In/Out, Cut/Copy/Paste, Multiple Rotatable Fonts, Rotatable Symbols, Multipage Zoomed In/Out Printouts to any Windows Printer. ON LINE HELP

**LogicDesigner Digital Simulation/Schematic Capture Module**

Interactive Digital Simulation and Schematic Capture, Single Step Mode, Variable Speed Simulation, Programmable Digital Delays, Multi Waveform Scrolling Timing Diagram Memorizes up to 30000 Ticks Worth Of Timing Data, Truth Table Generation, Binary to 7 Segment Displays, Hex Keypads, Programmable Clock Sources, Logic Probes. Built in Logic Analyzer can be set up to generate Edge or Level Sensitive Breakpoints, or when Signals are Equal To, Greater Than, or Less Than a Certain Value or any AND/OR Combination. Sequential Breakpoints help Track Down and Debug Circuit Race Conditions Glitches, Setup and Hold Violation and other Circuit Design Errors. Simulates Tri State Open Collector & Don't Care Logic, RAM/ROM, One Shot, Carry Look Ahead, Shift reg, Pull Up/Down Resistors.

**WinSpice Simulator & WinScope Data Analyzer Modules**

**SPICE LIBRARY:** MOSFET, GasFET, BJT, FET, Diode, OpAmps, Comparators, 555 Timer, Resistor, Cap, Inductor, Transmission Line, Controlled, Independent, Dependent, Arbitrary Source, Pulse, Sin, Piece Wise Linear, and FM Sources, Current and Voltage Controlled Switches. All models Expandable And User Modifiable. Imports MACRO MODELS of Your Favorite Manufacturer Supplied Parts

**ANALYSIS TYPES:** AC, DC, TRANSIENT, POLE-ZERO, NOISE, SENSITIVITY, FOURIER, TRANSFER FUNCTION, AND OPERATING POINT ANALYSIS.

**DATA ANALYZER:** Graphs Simulation Results using Multiple Plot Windows and Waveforms. Plots Linear, Logarithmic, Polar, Smith Chart, BODE Type Plots + More. ZOOM in and out of Plot Waveforms. Plots Complex Math Expressions Using Plot Variables As Arguments, Calculates Derivatives, Log, Trig functions, Define Macros of Complex Math Formulas.

Price \$79.99 reg \$179.99 S&H \$3.00 VISA/MC

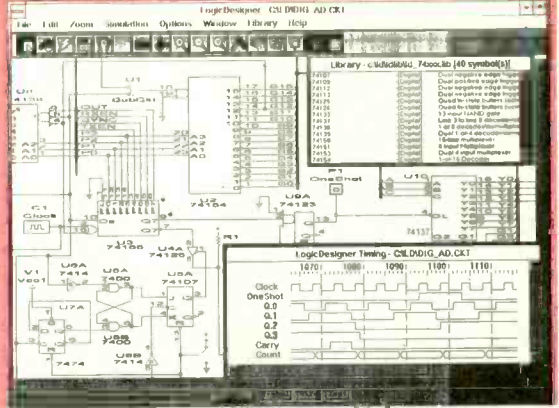
**ISLAND LOGIX Inc.**

P.O. Box 48213

Watuga, Texas 76148-0213 USA

Phone 817-428-0070 Fax 817-428-0006

CIRCLE 299 ON FREE INFORMATION CARD



**MIRACLES NEVER CEASE**

**MICRO TX2000 KIT**  
**\$59.95**

- SMALLEST 120 MW FM VOICE/PHONE TRANSMITTER
- SMALL SIZE 1-7/16" x 2 1/32"
- 88-110mhz ON ANY BROADCAST RECEIVER
- ROCK SOLID TUNING, DOESN'T DRIFT
- 5 MIN. ASSEM., HEAR A WHISPER UP TO 2 MILES
- SMT PARTS PREASSEMBLED
- INCLUDES TXMTR, MIC, ANTENNA, BATTERY CLIP, TUNING TOOL, AND INSTRUCTIONS

**VOICE SCRAMBLER/DESCRAMBLER KIT**  
**\$69.95**  
**2 FOR \$129.95**

- WORLDS SMALLEST AUDIO SCRAM/DESCRAM.
- TALK IN PRIVACY ON AUDIO, SPKR, OR MIC LINE
- HEAR THOSE GARBLED SCANNER VOICES
- SMALL SIZE 1"x7/8"x1/4"
- CRYSTAL CONTROLLED DIGITAL SPEECH INVERSION
- 7-15 VOLT DC SUPPLY
- LOUD HALF WATT AUDIO AMPLIFIER
- EXCELLENT AUDIO QUALITY
- INCLUDES FULL DOCUMENTATION
- DUPLEX SCRAMBLE & DESCRAMBLE AT THE SAME TIME

**MICRO 1.2 VOICE RECORDER**  
**\$69.95**

- SMALL SIZE 1-1/4"x15/16"x1/4"
- HUNDREDS OF APPLICATIONS
- EXCELLENT AUDIO QUALITY
- 60 SECONDS REC/PLAY
- 8 OHM SPEAKER OUTPUT
- 7-15 VOLT DC SUPPLY
- 100 YEAR MEMORY WITHOUT POWER
- INCLUDES MIC, SWITCHES AND FULL DOCUMENTATION

**MICRO 2B VOICE RECORDER**  
**\$109.95**

**MICRO 2B FEATURES**  
SAME AS 1.2 PLUS:

- MULTI MESSAGES (UP TO 600 MEM.)
- SMALL SIZE 1-5/16"x1-5/8"x1/8"
- VARIABLE AUTO PLAY TIMER
- 5 VOLT KEY OUT DURING PLAYBACK

**VFC400 VHF/UHF FM VOICE TRANSMITTER KIT**  
**ONLY \$99.95**

**NEW**

- SMALLEST 400 MILLIWATT VOICE TRANSMITTER ANYWHERE! (1.5" x .56")
- RECEIVE ON ANY SCANNER OR VHF/UHF SURVEILLANCE RECEIVER
- RELIABLE CRYSTAL CONTROL OSCILLATOR
- 5 MILE RANGE (OR BETTER!)
- SUPER SENSITIVE OP-AMP PICKS UP SOUNDS AT WHISPER LEVEL
- LINE LEVEL AUDIO INPUT FOR DATA, STATION ID, OR INTERFACE TO OUR POPULAR VOICE RECORDERS
- SIMPLE 5 MINUTE ASSEMBLY, ALL CHIP COMPONENTS ARE PRE-ASSEMBLED
- CUSTOM FREQUENCIES AVAILABLE FOR LAW ENFORCEMENT
- INCLUDES TRANSMITTER, CRYSTAL, BATTERY HOLDER, MICROPHONE, ANTENNA, & INSTRUCTIONS
- CHANNEL A) 146.565 MHZ B) 149.000 MHZ (SELECT ONE WHEN ORDERING)

**MICRO-4 MULTI-MESSAGE VOICE RECORDER**  
**ONLY \$89.95**

**NEW**

- EXACT SOUND REPRODUCTION
- SMALL SIZE 1-3/4" x 1-5/8"
- NEW EDGE CARD DESIGN IS STANDARD .100 SPACING
- 4 MESSAGE MAX. UP TO 20 SECONDS
- LED INDICATES RECORDING IN PROGRESS
- 5 VOLT INPUT ONLY DRAWS 5 uA STANDBY
- 7-13.8 VOLT REGULATED INPUT @ 30ma
- 8 OHM 50 MILLIWATT SPEAKER OUTPUT
- LINE LEVEL AUDIO OUTPUT (VARIABLE)
- FULLY ASSEMBLED (NOT A KIT)
- 100'S OF APPLICATIONS, ALARMS, PRODUCT DISPLAY, NOTE PAD, HAM, CB, MUSEUMS, ETC
- SWITCHES, MICROPHONE, & INSTRUCTIONS INCLUDED

**AGRELO ENGINEERING**  
**COMING SOON**

**MICRO-3**  
REC/PLAY UP TO 4.5 MINUTES  
UP TO 1800 MESSAGES (NO DIODES)  
MESSAGE CUEING (FAST FORWARD)

1145 CATALYN STREET  
SCHENECTADY, NY 12303

ORDER BY PHONE OR MAIL  
IN U.S.A. ADD \$5 FOR S&H

C.O.D. CHARGES APPLY  
NYS RESIDENTS ADD SALES TAX

TECH. FAX: 518-381-1058

TO ORDER: CALL 1-(800)-588 4300



TECH. SUPPORT: 518-381-1057

July 1995, Electronics Now

# SPECTRUM ANALYZER SCOPE ADAPTER

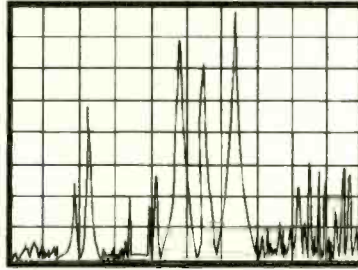
TURN ANY SCOPE INTO A FULL FUNCTION SPECTRUM ANALYZER

2 MHz TO > 500MHz

>70 dB ON SCREEN

< -100 dB SENSITIVITY

WORKS ON ANY SCOPE



USING YOUR SCOPE

MADE IN THE USA

**\$399.95**

SUGGESTED LIST PRICE \$599.95

**ONE YEAR  
WARRANTY**

**"SAVE \$200"**

**INTRODUCTORY OFFER**

**CALL TODAY**

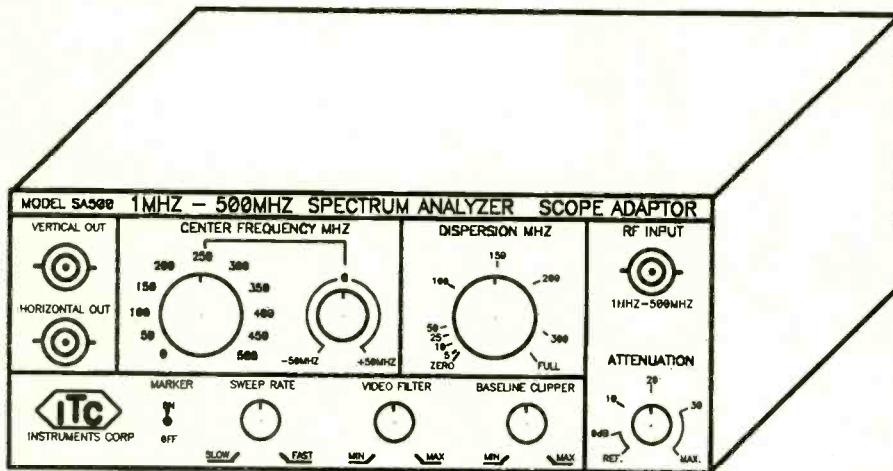
**FOR INFORMATION**

**OR TO ORDER**

**800-566-1818**

**8" x 3" x 10" W - H - D**

**3 LB. 110/220 VAC 50/60 HZ**



## QUALITY - PERFORMANCE - FACTORY ASSEMBLED

### A MUST FOR EVERY SHOP:

The SA500 Spectrum Analyzer Scope Adapter works with any Oscilloscope... Just one connection to the Vertical and Trigger inputs and your scope becomes a full function Spectrum Analyzer, Tune up H.T.'s, Filters, Duplexers, Cavities, Mixers and Receivers...Check RF Cables, RF Amps, RF Connectors, Antenna Systems... Evaluate all RF based Systems...All this in one simple to use low cost instrument the SA500 Scope Adapter will compliment any Ham Shack, Radio Service Shop, RF-EMI Test Lab.

### EASY TO USE AND HOOK UP:

The SA500 Analyzer Scope Adapter provides unsurpassed performance, with just half a dozen easy to operate controls and only two simple connections to your scope...you will be on line in no time, even if you've never used a Spectrum Analyzer before.

### HIGH PERFORMANCE - LOW COST:

Features only found on Analyzers costing thousands of dollars. Now, you can have all these features when combined with any scope without spending a small fortune

and you don't have to settle for a tired old boat anchor from the local swap meet, but now you can get full use from your scope when combined with an SA500 Spectrum Analyzer Scope Adapter is not a Kit but 100% factory assembled, including a one full year warranty and the SA500 is MADE IN THE USA. If you have been waiting for a low cost high performance Spectrum Analyzer at an affordable price. Wait no longer order today and take ADVANTAGE of the introductory offer. You can count on **ADVANTAGE FOR THE BEST PRICE.**

# "NEW" FROM ADVANTAGE

## 1000 MHZ RF SIGNAL GENERATOR/SWEEPER

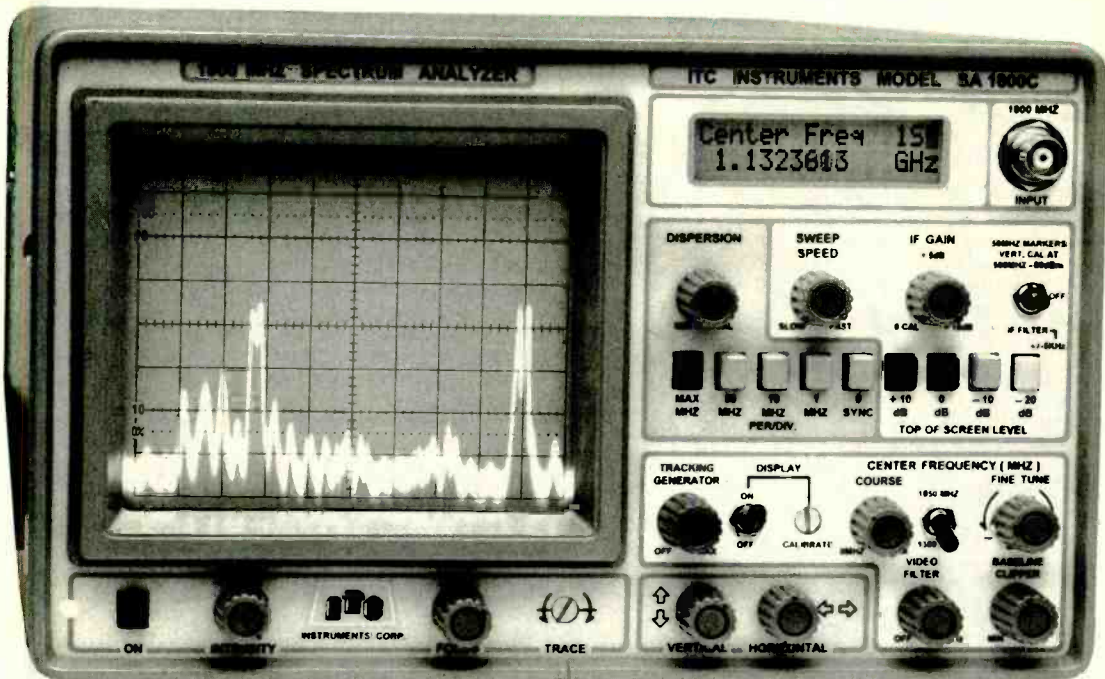
### ONLY \$799.00 MODEL FC1300

## CALL TODAY FOR DETAILS 800-566-1818

CIRCLE 145 ON FREE INFORMATION CARD



# SETTING THE STANDARD **SA1300B SPECTRUM ANALYZER**



6" x 12" x 16" (H x W x D) (only 16 LB)

SA1800C Shown \$2395.0

**MADE IN THE USA 1-1300 MHz In One Sweep \$1995.00 1 YR. WARRANTY**

COUNTER SURVEILLANCE, CATV, AM-FM-SW, TWO WAY-HAM RADIO, FCC TESTING, SATELLITE


## **SPECTRUM ANALYZER /DISPLAY MONITOR \$995**

The SA500A easily attaches to any receiver IF output jack. Providing a panoramic signal display of your scanner or communication receiver. The SA500A is a Full Function Spectrum Analyzer with +/- 5KHz Narrow Band Filter, Center Freq. Display, 50 MHz Marker. SA500A The first affordable Professional Spectrum Monitor/Analyzer for all serious Ham Radio and Radio Monitoring Operators. With Opt. 1,3,5,6

**CHOOSE FROM 2 FULL FUNCTION ANALYZERS**  
Quality & Performance with 80dB on Screen, -110 dBm Sensitivity, Center Freq. Display, +/- 5KHz Narrow Band Filter 50 MHz Marker. **DISPERSION ZOOM**, Baseline Clipper, Adjustable Sweep Speed, Video Filter, and 40dB Input Attenuation. SA1300B 1-1300MHz

SA1800B 1-1300 & 850-1850MHz **\$2395** With Opt. 1,3,5,6

## **1.3GHz FREQUENCY COUNTER .001ppm \$499.00**




ITC FC1300: *the first truly Accurate low cost Frequency Counter.* Accuracy is the #1 Frequency Counter Requirement. The \$200 - \$800 counters being advertised the past few years are but toys when it comes to accuracy. These **guess-so-matic** units are off 5 to 10 PPM over temperature & time (That's +/- 6,000 -13,000 Hz at 1.3 GHz) The FC1300 is accurate to within +/-13 Hz at 1.3 GHz 0-40 degrees C.

Period Averaging, Time Interval, External Counter, Freq. Ratio, 4 Gate Times

**FIVE YEAR WARRANTEE** REG. \$599.00 Save \$100 on FC1300 **Laboratory Performance Stabilized Oven Osc .001 ppm**

## **All New ITC Low Cost High Performance Oscilloscopes**



**25 MHz Scope**  
Model ST3304 only \$349.95  
1 mV Vertical Sensitivity  
X-Y Modes Z axis (intensity modulation)  
6" Bright 2KV CRT <14ns Rise time  
**25 MHz Scope / Tester**  
Model ST3324 only \$469.95  
Dual Component Comparator/Tester  
Triple DC Supplies +5/A, +/-12/2A

**40MHz Delayed Sweep Scope**  
Model ST3315 only \$569.95

Delayed Sweep 1ns-1 Sec <8ns Rise Time  
ITC Oscilloscopes fill the bill without emptying the pocket book. ITC Scopes are a cut above all other low cost scopes on the market today. You can depend on our ISO9002 certified factory to provide performance and dependability. Backed by a 2 year warranty on parts labor.

**TAKE ADVANTAGE**  
Call 800-566-1818  
Free 1995 Catalog  
To Order or Info.



**ADVANTAGE INSTRUMENTS CORP. MC -VISA - DISCOVER - COD - CHECK call 800-566-1818**

3579 Hwy. 50 East Carson City, Nevada 89701 702-885-0234 FAX 702-885-7600

PRICES & SPECIFICATIONS SUBJECT TO CHANGE WITHOUT NOTICE OR OBLIGATION. F.O.B. CARSON CITY NV. NV. RESIDENTS ADD SALES TAX.

CIRCLE 145 ON FREE INFORMATION CARD

July 1995, Electronics Now

Save on Cable rental fees!

# CABLE TV DESCRAMBLERS WE'LL BEAT ANY PRICE

JERROLD-TOCOM-ZENITH-HAMLIN  
OAK-PIONEER-SCIENTIFIC ATLANTA  
• 30 DAY MONEY BACK GUARANTEE  
• 24 HOUR SHIPMENTS! • QTY DISCOUNTS!  
MASTER CARD • AMEX • VISA • C.O.D.

## 1-800-284-8432

Have make and model number of  
equipment used in your area ready.  
All Shipping & Handling Fees at Customer's Expense.

## CABLE WAREHOUSE

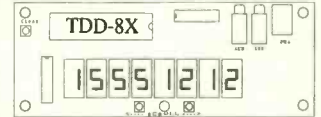
10117 West Oakland Park Blvd., Suite 315, Sunrise, FL 33351

(NO FLORIDA SALES)

Anyone implying theft of service will be denied assistance.

**Motron** 310 Garfield St Suite 4 *New Low Price!*  
PO Box 2748  
Eugene, Oregon 97402 **\$59.00**

The TDD-8X features a large 8-digit LED display and decodes all 16 DTMF digits. The 104 character memory is viewed, without loss of data, by scrolling either left or right.



Although a computer is not required, the serial ASCII output allows automatic logging of decoded number groups. ToneLog™, our IBM/Compatible logging software is included. Available accessories include a Plastic Mounting Kit (\$15), Audio/Computer Cables (\$20) and a 12VDC AC Power Adapter (\$10). Visa, MasterCard, American Express, Discover and Government Purchase Orders accepted. Minimum Government Purchase Order: \$99. COD Cash or Money Order only. S/H: \$6 USA/Canada; \$15 Foreign COD: \$5.

Info: (503) 687-2118 **Orders: (800) 338-9058** Fax: (503) 687-2492  
Or contact [motron.info@emerald.com](mailto:motron.info@emerald.com) for a catalog via the Internet

## LIVE TV VIDEO



Now in 1995! The MiniLink II 2.4 GHz video system. 5 (five) channels available and audio is included. Each channel is switch selectable right on the unit, no soldering or rewiring, and it is fully assembled. No kit to lose parts and not a cheap modified UHF TV tuner. Transmit live video to any \*TV. New advanced technology now allows micro TV transmitter to be carried anywhere. This is a FCC certified system and NO license is required. *Lowest cost Highest Quality.*  
*Satisfaction Guaranteed International Orders Welcome*

MICRO VIDEO PRODUCTS

800 473-0538 FAX 714 847-4486

16201 OSBORNE ST WESTMINSTER CA 92683



**DANGER LASERS DANGER**

# LASERS

**Helium-Neon Laser**

Why mess with soldering a kit together and taking a risk of it working when you can have a complete functional laser for less. High brightness red laser visible for up to a mile. Use in many projects such as light shows, holography, and laser eavesdropping. Output: 1.0-1.8mW; Class IIIa. Size: 6.25" x 1.4" x 2.25". One year warranty!

12Vdc operation (Cat. #: HNM2-12) **\$49.00**  
120VAC operation- includes adaptor **\$59.00**



Quantity discounts available.

**Midwest Laser Products** **FREE CATALOG**  
P.O. Box 2187 Bridgeview, IL 60455 Call, write, or poll fax.  
Phone: (708) 460-9595 FAX: (708) 430-9280  
Please include \$7 S&H within U.S. IL res. add 7.75% sales tax. 30 day satisfaction guarantee.

## NEW EASY PC

BRITISH  
DESIGN  
AWARD


### SCHEMATIC and PCB C.A.D

ONLY

**\$195**

Includes

- CGA, EGA & VGA compatible.
- Design large multi layer boards.
- One level pull down menu and quick keys for fast layout.
- Dot matrix, laser, plotter, Gerber & N.C. drill output
- 6 Month Free update  
Free Demo



7840 ANGEL RIDGE ROAD  
ATHENS OHIO 45701  
(614) 592 1810

Visa & MasterCard Accepted

## The more you give, the more you receive.

Giving U.S. Savings Bonds passes an important lesson on to the future generation. Bonds can teach our children how to save, how interest grows and how a small investment can help make their dreams come true.

Buying U.S. Savings Bonds contributes to a solid and secure America for generations to come. What a great way for you to say, "I believe in your future!"

Buy Bonds at half their face value through your local bank, and share the tradition of U.S. Savings Bonds. They're the gift that gives back more than you've given.



A public service of this publication



## Only \$129.95 for The Pocket Programmer



The portable programmer that uses the printer port of your PC instead of an internal card. The software has 24 functions and programs (E)Eprom, Flash & Ram 27/28(C)XXXX from 16K - 8 Megabit with a 32 pin socket. Adapters available for 874X, 875X MCU's, 40-Pin & Serial Eproms and Eprom Emulation to 32K X 8.

### Mac EZ Programmer

The Only Eprom programmer made for Macintosh. The software has 15 functions including File Editing with a 32-Pin socket supports (E)Eprom, (27/28(C)XXX ) and Dallas Ram from 16K - 4Megabit. **Only \$299.95**

### Intronics, Inc.

Box 13723  
Edwardsville, KS 66113 Add \$4.50 COD  
Tel. (913) 422-2094 Add \$4.00 Shipping  
Fax (913) 441-1623 Visa / Master Charge

## ROBOTICS & ARTIFICIAL INTELLIGENCE

Explore the latest technology in home robotics and artificial intelligence, without investing a fortune.

**MINI MAX ROBOT KIT ..... \$129.95**  
Basic unit includes dual motor drive, motor driver kit and project notes. Base is 1 ft. x 1 ft.

**MAX and CPU BOARD ..... \$269.95**  
Program your personal robot with this CPU BOARD. Use your PC and upload programs to your robot. Includes 'C' libraries and MINI MAX 'C' libraries.

**NEURAL LAB w/basic link ..... \$29.95**  
Create your own problem solving neural networks. Used in stock market prediction, speech recognition, vision systems and many other applications. Includes many good examples, a great way to learn this exciting technology. Includes BASIC library, add neural networks to your BASIC programs.

**'C' LINK ..... \$29.95**  
Actual 'C' libraries and source code used to create NEURAL LAB. Add neural networks to your 'C' programs. Comes with many examples, including speech recognition, pattern recognition, financial market prediction, control systems and many more working examples. (REQUIRES NEURAL LAB)




Missouri residents please add 6% sales tax. U.S. Postage included in all prices.

### ZAGROS SOFTWARE

P.O. Box 460342  
St. Louis, MO 63146-7342  
(314) 768-1328

## Professional Desoldering Made Easy & Affordable



## Try Our

Unique, All in the Handle, with Built-in Diaphragm Pump for Superior Suction & Efficiency  
Variable Temperature Control  
Quick Replacement Filter  
SMD Removal Capability - ESD Safe  
Ergonomic Design for Comfort  
One Year Parts & Labor Warranty

**DEN-ON SC7000**  
Desoldering Tool  
for a 15 Day

# FREE TRIAL

Regular Price \$499.00

# Our Price

# \$439.00

We MEET or BEAT Advertized Prices

**1-800-394-1984**  
or Fax (316) 744-1994

Purchase in advance and receive a 30 DAY MONEY BACK GUARANTEE

**HOWARD ELECTRONIC INSTRUMENTS Inc**  
6222 N. Oliver Wichita, KS 67220  
Evaluated in Electronics Now, Jan. 1994

## SHOW TIME CABLE

Your Cable Connection To The Stars!

Order your **FREE** catalog today!  
**1-800-643-4258**




### STARGATE SST

- Converters & Descramblers
- All Makes & Models
- Quantity Discounts
- 30-day Money Back Guarantee
- Best Warranties


Show Time Cable  
643 N 98th St STE 260  
Omaha, NE 68114

COD • MasterCard • Visa  
A.nex • Discover



If you are not getting this catalog you are missing out on some of the best deals in electronics today! We have thousands of items ranging from unique, hard-to-find parts to standard production components. Call, write, or fax today to start your free subscription to the most unique catalog in the industry, filled with super values on surplus electronic and hobbyist type items. If you have a friend who would like to receive our catalog, send us their name and address and we will gladly forward them a complementary 100 page catalog.

Why pay more? Call today.




340 East First Street Fax Order Line  
Dayton, Ohio 45404 1-800-344-6324

Order Toll-Free  
**1-800-344-4465**

CIRCLE 251 ON FREE INFORMATION CARD



SOUND



SUPERB

### ET-VM2000 20 SECOND RECORD AND PLAY NAURAL SOUND SYSTEM

on a 1.00"x2.40" board. Using Chip-On-Board technology for unbeatable sound quality, a superb speaker, excellent microphone, 4AA battery case, and extra expansion holes for record and play. \$25.00. 2-25 units. **Distributors Welcome.** Electronic Design To Market, Inc. 419-389-0354.



**Communications Systems Laboratories**  
1-800-629-9483

**Hobbyists-** Embedded Control Systems for home Automation. **MMCS-10** Cross Point 8x8 Video/Stereo-Audio electronic patch panel \$695.00 **TL-100** Color Organ Kit \$195.00. **T-10** DTMF Gen/Detector \$225.00.

**Cable TV.** Use our product line to automate your operations on a modest Budget. **VCS-28** Commercial Inserter/billing logger- \$1595.00. **VCS-78** Channel Controller-4VCRs, 2 Laser Discs, 2 external sources, Two independent outputs \$2995.00. **MMCS-11** Wide-band Video/Stereo Audio 8x8 CrossPoint Switch, Computer Controllable \$895.00.

Call Toll Free for Info/Catalog or to Order. MasterCard VISA. Fax 1-808-625-7035. 1yr warranty on all products.

### Surveillance & Recording Devices

**Micro Dot Conversation Transmitter Kit** **MVC-SP** Miniature Video Camera Hidden in A Small Speaker  
Crystal clear reception on FM radio up to 1/4 mile  
SnapKit for easy assembly  
Tiny- "small as a dime"

**\$39.95** High quality video camera can be powered by 9v battery and connected directly to VCR! Goes completely unnoticed!

**\$299** Ultra Miniature cassette deck with telephone recording adapter built right in! Extends normal recording time up to 12 hours! Recording starts and stops automatically when phone is used

**THR-12** 12 Hour Telephone Recorder  
**\$99.95** free shipping Visa/MC (214) 255-7490  
Seymour-Radix Inc. Box 166055 - SG Irving, TX 75016

### Cable TV Descramblers Converters \* Filters \* Accessories

30 day Free Trial - NO RISK!  
Unbeatable wholesale prices!  
Affordable extended warranty  
1 Year Warranty on all products

Call the cable professionals!  
Credit Cards Welcome!  
**1-800-379-3976**

Prices starting as low as **\$99!**  
**Orion Electronics**

**SPECTRUM PROBE®**  
This low circuit loading *scope probe* produces a 60 dB spectrum analyzer display on your inexpensive scope  
EMC RFI  
Ask for application notes, specifications, sales & warranty info.  
255 Spectrum Probe 30 KHz to 2.5 MHz \$279  
107 Probe 1 - 100 MHz \$249 (\$279 extra shielding)  
Accessory Current Adapters: IAS \$19 IAT \$29  
**SMITH DESIGN (215) 661-9107**  
207 E. Prospect Ave., N. Wales, PA 19454

### NEW Pocket PIC Programmer

**\$59.95** Assembled and tested  
**\$34.95** Bare board with disk  
PIC Programmer  
© 1995 microEngineering Labs

- ❖ For PIC16C61, 71, and 84
- ❖ 40 Pin ZIF Adapter for PIC16C64, 65, and 74 - \$29.95
- ❖ Runs off 2 - 9 volt batteries or optional AC adapter - \$9.95
- ❖ Includes assembler
- ❖ PICProto boards \$9.95 to \$17.95

*microEngineering Labs*  
Box 7532 Colorado Springs CO 80933  
(719) 520-5323 FAX 520-1867

**Quality Microwave TV Antennas**  
WIRELESS CABLE - IFTS - MMDS - Amateur TV  
Ultra High Gain 50db(+/-) - Tunable 1.9 to 2.7 Ghz.  
• 55-Channel Dish System \$199.95  
• 36-Channel Dish System \$149.95  
• 20-Channel Dish System \$124.95  
• Optional Commercial Grid Antenna (not shown) Add \$50.00  
• Yagi Antennas, Components, Custom Tuning Available  
• Call or write (SASE) for "FREE" Catalog  
**PHILLIPS-TECH ELECTRONICS**  
P.O. Box 8533 • Scottsdale, AZ 85252  
(602) 947-7700 (\$3.00 Credit all phone orders)  
MasterCard • Visa • American Express • COD's • Quantity Pricing

### SURVEILLANCE & COUNTERSURVEILLANCE Electronic Devices

Hidden Video Cameras • Electronic Kits • Voice Changers  
Bug and Phone Tap Detectors • Shotgun Mics • Micro Recorders  
• Vehicle Tracking • Locksmithing • AND MORE!

Extra Long Play Telephone Recorders • Silently Tapes \$125.00  
Incoming/Outgoing Phone calls automatically...

**SDY** FOR CATALOG SEND \$5.00 TO...P.O. Box 337,  
**OUTLET** Buffalo, NY 14226 (716) 691-3476 - (716) 695-8660

### Prototype it..... FAST!

with ProtoQuics 8051 or 28  
• Complete single board computers  
• Up to 32K EPROM and 8K RAM  
• 12 sq. in. holes through prep area  
• RS232 C serial port or DB25 conn  
• Up to 4 EPROM w/ source code  
• Assembled, ready to run. No. only  
• MS-DOS cross-assembler included  
**ProtoQuick 28 and 8051**  
**\$99.00** each  
Software Science  
3748 Roundbottom Road  
Chincoteague, VA 23044 USA  
(513) 561-2060

**CABLE TV**  
ALL NAME BRANDS  
DESCRAMBLERS, CONVERTERS  
COMBOS. CALL NOW  
WE'LL BEAT THE COMPETITION.  
UNIVERSAL SALES 800-647-2371

**INTERFACE TO YOUR PC KEYBOARD INPUT!**  
Our KE-18 Keyboard Encoder converts contact closures into PC compatible keyboard signals.  
• Replaces your PC's keyboard or works in addition to it.  
• Scan 9x9 matrix or 18 inputs  
• PCXT, AT, PS2 & Compatibles  
• Compact 2.5" x 3.0" Size  
Only \$59.95 & \$4 S&H  
Hogstrom Electronics  
2 Green Lantern Blvd.  
Endicott, NY 13768  
(607) 786-7523

### CABLE TV EQUIPMENT

We carry a complete line of all major brands including test chips and all accessories  
**BELOW WHOLESALE PRICES • QUANTITY DISCOUNTS**  
**30 DAY MONEYBACK GUAR. • 1 YR. WARRANTY**  
**YEARS OF CUSTOMER SATISFACTION**  
**C & C ELECTRONICS**  
**CALL NOW 1-800-995-1749**  
Immed. Delivery from Giant Stock! Sorry no Florida Sales.

### Robot Explorer Newsletter

Nano-ants, flying robots, Martian explorers. Explore an entire universe of exciting robots. 8 information-packed issues for only \$14.95. Call now! MasterCard/Visa Accepted.

1-(800) GO-ROBOT or 1-(800)467-6268

**Cable Test Aids**  
Orders only 1-800-452-7090  
Information (310)902-0841

Test chips for JERROLD, TOCOM, ZENITH, S.A. & more. Puts cable boxes in full service mode. Easy installation. Zenith only \$39.95. Most others under \$50ea. FAX: (310)902-0851. Quantity prices available. No Ck. incl. Not for use in cable co. owned equip. For use in a test aid only.

### BUGGED??

**EAVESDROPPING** is unbelievably widespread! Electronic Devices with amazing capabilities can be monitoring your telephone and room conversations RIGHT NOW! Are you sure you're safe? **FREE CATALOG** tells you fast! Includes Free Bonus details on fantastic opportunities now open in Counter-Surveillance field. Exciting, immensely interesting and EXTREMELY profitable (up to \$250 hr) full/part-time income. Call Now! **1-800-732-5000**

### Invest a stamp



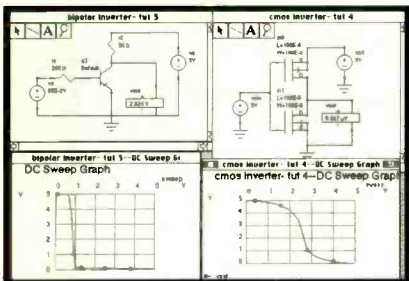
### Save a bundle

For the price of a stamp, you can get the latest edition of the federal government's free **Consumer Information Catalog**. It lists more than 200 free or low-cost publications on federal benefits, jobs, health, housing, education, cars, and more, to help you save money, make money, and spend it a little more wisely. So stamp out ignorance with our latest free Catalog. Send your name and address to:

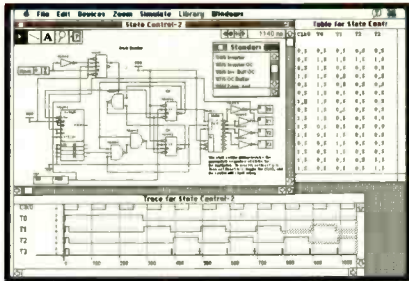
Consumer Information Center  
Department SB  
Pueblo, Colorado 81009



## B<sup>2</sup> SPICE



## B<sup>2</sup> LOGIC



for windows™ and macintosh™

**B<sup>2</sup> SPICE v 1.1 \$149**

- Simulation: Transient, DC Operating Point, DC sweep, and AC sweep
- Library: MOSFETs, BJTs, JFETs, op amps, & many more
- Circuit analysis based on Berkeley SPICE
- Device & Model Property Editing
- Flexible Visualization of Results: customized graphs and tables

**B<sup>2</sup> LOGIC v 3.0 \$199**

- EDIF File Format Output
- Enhanced PLD Simulation Capture
- Subcircuit Probing
- Over 100 components available

**ELECTRONIC DESIGN PACKAGE \$269**

- Includes B<sup>2</sup> SPICE and B<sup>2</sup> LOGIC

- Demo Disks Available
- University & Student Prices Available
- Site Licenses Available
- Dealer Inquiries Welcome
- Visa/Master Card Accepted

## Why Design Circuits the Hard Way?

**B<sup>2</sup> SPICE v.1.1** and **B<sup>2</sup> LOGIC v.3.0** are the most powerful and affordable integrated analog and digital circuit design, simulation, and analysis packages available. **B<sup>2</sup> SPICE** and **B<sup>2</sup> LOGIC** neatly integrate the schematic editor, simulator, and graphics post processor. They are fully integrated and interactive and are extremely easy to use for **Windows™**, **Macintosh™**, and **Power Mac™**. Both **B<sup>2</sup> SPICE** and **B<sup>2</sup> LOGIC** are currently in use at over 100 major universities and many leading Fortune 500 companies such as The University of Michigan, Stanford, AT&T, General Electric, and Hewlett Packard, to mention a few!



**Beige Bag Software**  
2000 Hogback Road • Suite 2  
Ann Arbor • Michigan • 48105

**Phone** 313. 971. 4227  
**Fax** 313. 971. 3632  
**E-Mail** info@beigebag.com

CIRCLE 283 ON FREE INFORMATION CARD

### BIG SOLAR PANEL\* \$36.50

A whopping 1" X 3" X 3/16", this thin film glass solar panel puts out a hefty 12-14 volts @ 700-750 mA (3/4A). Imagine this as a power supply for your handheld or other project requiring 12 VDC.

### NOT-SO-BIG SOLAR PANEL II \$14.95

A smaller version of the popular Big Solar Panel, this 1/2" X 6" X 3/16" thin film glass solar panel is ideal for experimenters, small applications, and conservative budgets! 21 V no load, 12V 125mA with load.

\*big solar panel mailorder customers please include \$15.00 to cover shipping/handling on this item.

### controlling the world with your PC...

Here's a useful book that tells you how to connect your personal computer to the real world and make it do useful work like controlling stepping motors, monitoring fluid levels, or switching appliances on and off. No PC modification necessary for these projects either - every circuit in this book connects directly to the parallel printer port of your PC! Also included are a circuit diagram and listings for control software written in Pascal, C, and BASIC. AND (this is the good part) the accompanying disk contains full source code in all languages plus compiled (.EXE) files - (that means no typing... yeah!) Whether you want to generate audio tones and speech, drive high power loads and DC relays, or convert DTMF tones to binary values, this book is a great source for information, projects, and ideas. There are also 9 appendices (that's plural for appendix - that hunk of helpful info that didn't fit into any one chapter of the book!) They cover such topics as expanding the parallel port for 24 bit I/O, bidirectional printer port use, and using your PC's game port for input. Controlling The World with Your PC is \$29.95

THE FINE PRINT - PRICES SUBJECT TO CHANGE WITHOUT NOTICE \* GATEWAY IS NOT RESPONSIBLE FOR PRINTING ERRORS \* MASTERCARD, VISA AND DISCOVER ACCEPTED \* \$10 MERCHANDISE MINIMUM ON MAIL ORDERS \* SUPPLY OF SOME ITEMS IS LIMITED \* PRICES DO NOT INCLUDE SHIPPING \* UPS GROUND SHIPPING/HANDLING WITHIN THE CONTINENTAL U.S. (ITEMS REQUIRING ADDITIONAL AMOUNTS ARE NOTED)...\$4.25 FOR THE FIRST ITEM, \$0.50 FOR EACH ADDITIONAL ITEM. RESTOCKING CHARGE MAY BE ASSESSED ON RETURNED ITEMS. The people who say words can't hurt them never got bit in the head with a dictionary!

CIRCLE 243 ON FREE INFORMATION CARD

www.americanradiohistory.com



**ELECTRONICS, INC.**  
8123 PAGE BLVD • ST. LOUIS, MO 63130  
(314)427-6116  
9222 CHESAPEAKE DR. • SAN DIEGO, CA 92123  
(619)279-6802

2525 FEDERAL BLVD. • DENVER, CO 80211  
(303)458-5444  
**MAIL ORDERS CALL TOLL-FREE**  
1-800-669-5810

**FAX ORDERS (314)427-3147**  
**ELECTRONICALLY SPEAKING,**  
**GATEWAY'S GOT IT!**

### 5 mW LASER 5 MW LASER MODULE \$55.00

Mini 5 mW visible laser module wavelength 630 - 680 nm. 3/4" x 1/2" complete unit has a built-in power supply and an adjustable culminating lens. Operates on 3 volts DC (a pair of AA or AAA batteries work great!)  
**WARNING: AVOID DIRECT EYE CONTACT**

### 127 THERMOCOUPLES PELTIER JUNCTIONS

The peltier junction is a solid-state thermoelectric device. Current applied to the device will produce heat on one side of the device and a cold surface on the other side.

**Water placed on the surface will freeze or boil depending on polarity of applied voltage.** Ideal for applications from 3-12 VDC - grab a battery and let your imagination run wild!

**DOCUMENTATION INCLUDED!!!**  
**Small Peltier Junction \$20.00**  
(approximately 1.17" x 1.17" x .12")  
**Large Peltier Junction \$29.50**  
(approximately 1.56" x 1.56" x .15")

### BIG BROTHER IS WATCHING

You've probably wished for a closed circuit camera/monitor system for your home or business, but those cost big bucks! Well, once again, Gateway comes to the rescue! We've got a 9" solid state video monitor with black and white camera and 10' interconnecting cable. Runs on 115 VAC. There is a microphone in the camera for one-way audio monitoring, and you can make cable runs up to 300 ft with twisted 3-pair wire. Requires 6 conductor round telephone cable and RJ-12 modular plugs. Why so cheap? The surplus market is an amazing place! We hook 'em up, make sure they get a picture from the camera to the monitor, (that's quality control!) and sell them to you at such-a-deal prices. Great for ATVers, business monitoring, and I-spy surveillance.

approx. dimensions: camera 2-1/2" x 4-1/4" x 8" monitor 8-1/2" x 8-1/2" x 9-3/8"

(\*mailorder customers please include \$15.00 per system or extra camera or monitor for shipping & handling)

**VIDEO SYSTEM\* \$125.00**  
includes camera, lens, 9" video monitor, 10' cable, 1-way paging. System operates on 115 VAC. Includes a 2-way switching option so you can add an extra camera.

**VIDEO SYSTEM IV\* \$150.00**  
(same as above, but monitor features a 4-way switching option so you can add upto 3 additional cameras)

**ADDITIONAL CAMERA\* \$100.00**  
**ADDITIONAL MONITOR\* \$75.00**  
(for use with above systems)





**CAPACITOR CLOSE-OUT****SAVE 50% TO 75% OFF RETAIL**

**TOP QUALITY PARTS! WHILE SUPPLIES LAST!**  
**CERAMIC DISC! ELECTROLYTIC! TANTALUM!**  
**AXIAL / RADIAL! PREFORMED / LONG LEAD!**  
 0.01uF / 500vdc Disc @ 7¢ each (That's 50% cheaper than most)  
 2.2uF / 50vdc Elec-Radial @ 8¢ each (That's 55% cheaper than most)  
 Also, TO-220 Clip-on Heat Sinks @ 15¢ each (That's 60% cheaper than most)

Send SASA for Free catalog to:  
 JDG, Dept. E11, P.O. Box 20908, Raleigh, NC, 27619

**SMALL COMPANY • BIG DISCOUNTS!****CABLE-TV DESCRAMBLERS AND CONVERTERS**

Discover Top Brands Available American Express  
 MasterCard **SATISFACTION GUARANTEED!** OOD  
 Visa 1-800-775-0444 Check by Phone

**T.C. ELECTRONICS**

Decoders and Descramblers must be not used without  
 authorization by your local cable operator. No Tennessee sales.

**!!! BROADCAST FARTHER !!!**

The model 1525 is a 75-110MHz RF amplifier that connects to mono or stereo FM transmitters and produces a powerful 15-20 watt signal which could broadcast up to 5 miles or more! Requires 75-250 mW drive.

Step by step plans complete with part source information and antenna designs... **ONLY \$14 PLUS \$2 S&H CATALOG INCLUDED**

**Progressive Concepts**  
 1434 N. MILLS AVE., SUITE A  
 CLAREMONT, CA 91711 (909) 626-4969

(909) 626-4FAX

**SHOPPER CLASSIFIED****PLANS-KITS-SCHEMATICS**

**ALL-IN-ONE CATALOG. AM/FM/HAM/SPY,** transmitters, amplifiers, receivers, voice scramblers/disguisers. Audio, TV, Tesla Coils, plans, "secret" books, kits, imports, exports and more. Start your own licensed or unlicensed radio station. 60 full pages for \$1.00. **PAN-COM INTERNATIONAL**, PO Box 130-F7, Paradise, CA 95967.

**FM STEREO TRANSMITTER** kit broadcasts any audio signal to FM stereo radios throughout your home. Uses unique BA1404 IC. Complete kit: PC board/components — \$24.00. Visa/MC. **TENTRONIX**, 3605 Broken Arrow, Coeur d'Alene, ID 83814. (208) 664-2312.

**CRYSTAL SET Handbook** — Visit antiquity by building the radios your grandfather built. Assemble a "Quaker Oats" rig, wind coils that work and make it look like the 1920s! Only \$10.95 plus \$4.00 for shipping and handling. **CLAGGK Inc.**, PO Box 4099, Farmingdale, NY 11735. US funds only! USA and Canada — no foreign orders.

**CREDIT CARD SECRETS** Credit card, ATM, Read/write complete systems starting \$140.00. Backup your credit cards in PC using system that works, info \$5.00. **CPU ADVANCE**, Box 2434, Harwood Station, Littleton, CO 80160.

**CIRCUITS! CIRCUITS!** The very best in plans, kits, schematics, and books. Too many to list. Satisfaction guaranteed! Send for free listing. **HOBBYTECH**, Dept. EN1, 1748 SE Alder, Hillsboro, OR 97123.

**UNIQUE ELECTRONIC** devices you can build! Micro FM transmitter — with battery and microphone dime size or disguised as a penlight! Penlight bug detector — checks for room or phone transmitters! Radar cloaking device! Laser jamming device! Plans \$10.00 each. All 4 plans \$20.00! Plans & kits catalog \$2.00. **QUANTUM RESEARCH**, 17919 - 77th Avenue, Edmonton, Alberta, Canada T5T 2S1.

**FUELLESS ENGINE** Generator 100 HP of free endless energy! Free catalog: Creative Science, Box 8001, New Albany, IN 47150.

**COMPUTER SOFTWARE**

**PC BOARD DESIGN** software with schematic capture, large updatable parts library, autorouting, postscript, plotter, photoplotter, printer outputs. Only \$9.00 (three 3.5in 1.4M floppies). DOS compatible. Requires EGA or better. Suncoast Technologies, PO Box 5835EN, Spring Hill, FL 34606. V/MC accepted. (904) 596-7599.

**HUBBLE TELESCOPE** Photographs (GIFS) — GALAXIES in the YOUNG UNIVERSE Series, \$9.99 + \$2.00 shipping. Entire public Hubble Series available. **SPACEPICS**, POB 75711, OKC, OK 73147.

**PUBLICATIONS**

**HISTORIC AND CLASSIC** hardware support magazine. *The Computer Journal* provides how-to information on keeping S-100, Kaypro, Z80, 6809, CP/M, and PC/XT systems running. Over **TEN** years of hardware, software projects. 6 issues \$24.00. Free sample. 1 (800) 424-8825. **TCJ**, PO Box 535, Lincoln, CA 95648.

**CABLE TV**

**"BULLET" BUSTER.** Protect your cable box against the infamous cable "bullet". The "Bullet" Buster acts as an electronic shield. Installs in-line in seconds. Don't wait until it's too late! \$19.95 + \$3.00 S&H. Visa/MC. **ELECTROMAN**, Box 24474, New Orleans, LA 70184. (504) 482-3017.

**CBTV DOCTOR** Stop the Bullet and ID signal in cable lines. Send \$20.00 to R.R. Enterprise, Dept. EN, Box 3532, Easton, PA 18043.

**CABLE UNSCRAMBLED.** Everything you want to know about cable, but are afraid to ask. \$10.00. Visa/MC. **ELECTROMAN**, Box 24474, New Orleans, LA 70184. (504) 482-3017.

**ATTN, CABLE** box owners! Order your **ID** signal and bullet stopper before it's too late. Send \$20.50 to R.R. Enterprise, Box 3532, Easton, PA 18043.

**CABLE TV INSTALLERS MANUAL.** Single dual cable systems. Telephone poles, houses, apartments explained. Send \$14.95 to Infotek, PO Box 71072, Milwaukee, WI 53211.

**CABLE-SAFE.** Guarantee cable privacy. The one-way valve for your cable TV signal. Cable signals come in, but they don't go out! \$29.95 + \$3.00 S&H. Visa/MC. **ELECTROMAN**, Box 24474, New Orleans, LA 70184. (504) 482-3017.

**"DESCRAMBLER SCHEMATICS REVEALED."** A powerful guide to descrambling schemes. \$10.00. Visa/MC. **ELECTROMAN**, Box 24474, New Orleans, LA 70184. (504) 482-3017.

**UNIVERSAL DESCRAMBLER.** Unscramble signals using your VCR as the tuner. Works with virtually any system, this is the only one you need. Declare cable box independence! \$129.95 + \$5.00 S&H. Visa/MC. **ELECTROMAN**, Box 24474, New Orleans, LA 70184. (504) 482-3017.

**CABLE DESCRAMBLER!** Build with 7 RADIO SHACK parts for UNDER \$12.00. Complete instructions. \$8.00: F.A.S.T., Box 369-EN, Pt. Salerno, FL 34992-0369.

**TOP SECRET!** Never released before. Cable companies, cellular phone companies, want to get you now! Learn how they do that! Protect yourself. Piracy, the laws. Better safe than sorry. \$53.95. Randall, Box 2168 R, Van Nuys, CA 91404.

**MISCELLANEOUS ELECTRONICS FOR SALE**

**ECONOMICAL 8031/51** Based SBCs with 128 byte memory, 14 I/O ports, RS232. With pre-programmed bootstrap software that allows loading of .OBJ files to EEPROM through serial port of PC. Run programs without burning EPROMs. IBM PC DOS compatible utility disk included. Only \$62.00. Suncoast Technologies, PO Box 5835EN, Spring Hill, FL 34606. (904) 596-7599, V/MC accepted.

**ANTIQUÉ ELECTRONICS**

**TUBES, CAPACITORS,** parts. Thousands in large illustrated catalog. \$3.00 US/Canada, (\$5.00 overseas). Don Diers, 4276-E North 50th Street, Milwaukee, WI 53216-1313.

**MISCELLANEOUS ELECTRONICS WANTED**

**I WANT** it and I want it now. I want all of your SIMM memory. IBM, Mac, new, used, even defective. I want it all. Highest \$ paid. Call 1 (800) 4-MEMORY now! Voice/FAX.

**SATELLITE EQUIPMENT**

**SATELLITE RADIO BOOK AND GUIDE.** New book covers all audio services, SCPC, subcarriers, FM squared, facsimile, press services, weather services. Simple how-to-receive instructions. \$16.95 plus \$3.00 Priority Mail. **UNIVERSAL ELECTRONICS**, 4555 Groves Road, #12, Columbus, OH 43232. (614) 866-4605.

**COMPUTER EQUIPMENT WANTED**

**I WANT** it and I want it now. I want all of your SIMM memory. IBM, Mac, new, used, even defective. I want it all. Highest \$ paid. Call 1 (800) 4-MEMORY now! Voice/FAX.

**REPAIRS-SERVICES**

**VCR'S, CAMCORDERS** serviced! Send \$39.50 (per unit). "Cleaning VCR's!" video \$19.95. Danny's Videos, 6030CR 4174W, Laneville, TX 75667. (903) 863-5697.

**BUSINESS OPPORTUNITIES**

**EASY WORK!** Excellent pay! Assemble products at home. Call toll free 1 (800) 467-5566 ext. 11068.

**MAKE \$75,000 to \$250,000** yearly, repairing all kinds IBM monitors. Successful home based business, anywhere. Telephone required. Details: USA \$3.00 cash (no checks). Dealerships: Canada-all foreign countries: \$85.00 for application brochure. Randall Display, Box 2168 R, Van Nuys, CA 91404.

**EDUCATION**

**LEARN PC ASSEMBLY LANGUAGE.** Disk \$5.00, book \$18.00. ZIPFAST, Box 12238, Lexington, KY 40581-2238.

**AMATEUR RADIO** Get your ham license **NOW.** Study manual with question pool(s), \$25.00. Wiebe Consulting, 301-001 North Missouri, Ulysses, KS 67880-2141012.

**HUBBLE TELESCOPE** Photographs (GIFS) — Entire public Hubble Series available. **SPACEPICS**, POB 75711, OKC, OK 73147.

**ELECTRONIC SHOPPER**



## CABLE CONVERTERS/DESCRAMBLERS

★ ★ ★ ★ SUPER BUYS ★ ★ ★ ★  
★ FULLY REFURBISHED UNITS ★

TOCOM — JERROLD — SCIENTIFIC ATLANTA — ZENITH — PIONEER  
"WE SERVICE MOST CABLE CONVERTERS"

Phone (219) 935-4128




SORRY, NO INDIANA SALES

## NATIONAL CABLE BROKERS

1801 W. JEFFERSON ST., PLYMOUTH, IN 46563

**OUR POLICY:** All products carry a two year warranty. Warranty covers parts and labor and return shipping.  
**WARNING:** Theft of cable services is a crime. National Cable will not knowingly defraud any pay TV operator and we will not assist any individual or company in doing the same.



Finally, a low cost way of getting into the monitor repair business. With the Checker 12 you can test and repair computer monitors with speed and accuracy. The "Checker 12" is an **easy to operate**, hand held, battery, or AC operated computer color monitor pattern generator. With its support of CGA(15.75khz), EGA(22khz), MACII(35khz), and VGA modes 1,2,3 (31.5khz), 800X600(35khz), **1024X768 interlaced**(35khz), **1024X768 non-interlaced**, & **1024X768NI with sync on Green** (48khz), you can easily checkout a monitor in all of its' modes. With its' single mode switch, you know exactly what type of monitor you are testing. You don't have to be a monitor expert to use the Checker 12. Its' front panel color pictures, show just what you should be seeing on the monitor under test. You can quickly tell if the monitor is a VGA, SVGA, or a SVGA/NI. No more guessing. The "Checker 12" provides various test patterns for VGA monitors. X-hatch, for size and linearity and convergence set-up. White screen, for purity and CRT burn evaluation. Color bars and **8 step gray scale** for color tracking and balance. There is also a single color mode that allows for single color channel operation. There is no easier way to test and evaluate monitors than with the Checker 12.

**Price: \$295.00 + \$5.00 S&H.**

Includes battery, AC adapter, Mac adapter and 120 day warranty

We also have the Checker VI, a six port *stand-alone* VGA (640x480) test pattern generator, **NO computer required**. Just \$249.95.



# CMIMI



Computer & Monitor Maintenance

6649 Peachtree Ind., Blvd., Suite N-1 • Norcross GA 30092  
1-800-466-4411, 404-662-5633 (Voice), 404-840-8814 (Fax)

CIRCLE 334 ON FREE INFORMATION CARD

## The ULTIMATE SCANNER

Bill **Just**  
Cheek **published!**

Simply the best scanner mod book ever written!

Includes complete schematics, procedures, and parts list for computer interfacing

Exactly what you've wanted  
250 pgs, large format, \$29.95

## EMERGENCY RADIO!

Scanning News As It Happens  
"Excellent..." Barry Goldwater  
"A winner..." 911 Magazine  
Norm Schrein  
214 pages, \$14.95

## SCANNERS

& Secret Frequencies

Henry Eisenon  
320 pages, \$19.95

"Must reading."

Electronics Now  
"A giant undertaking"  
Monitoring Times  
"You can't miss!" ASG  
"The best" Norm Schrein  
"A high point!" RCMA

## TRAVELSCAN

Good Frequencies  
Across America  
Henry Eisenon  
~120 pages, \$7.95

Handy pocket guide to scanning in every area of America. Top cities, plus state and federal agencies, speedtraps, recreation facilities, military, **MORE!**

## Underground Database

More than 400 listings, 100 pages, large format, \$23.75  
**SCARY!**

Everything that's sort of legal, unless you actually **USE** it.

## Television GRAY Market

Cable & satellite chips, descramblers, etc.

"Explores this shadowy fringe area in depth... good info."

PopComm

160 pages, \$23.75

\$4 s/n 1st book, then \$2 each  
CA residents add 7.75% tax

Order line 800-546-6707

All credit cards

INDEX Publishing Group, Inc.  
3368 Governor Dr, Suite 273E  
San Diego, CA 92122



# Hobbyist's Paperback Budget Books

## Popular Electronic Circuits Book 1



**BP80/98—Popular Electronic Circuits—Books 1 and 2...\$11.90.** Contains a wide range of circuits which are accompanied by text giving a brief introduction, circuit description and special notes on construction and setting-up that may be necessary.

## Coil Design and Construction Manual



**#160—Coil Design and Construction Manual...\$5.95.** A complete book for the home builder on how to make RF, IF, audio and power chokes and transformers. Practically every possible type is discussed and calculations are explained in detail.



**BP271—How to Expand, Modernize and Repair PC's and Compatibles...\$7.75.** All the practical information you are likely to need to upgrade your PC and compatibles. Also contains useful information and illustrations to help you with repairs.




**BP276—Shortwave Superhet Receiver Construction...\$6.95.** Provides construction details, including coil winding, of a number of advanced design receivers which should have performance levels at least equal to commercial sets of similar complexity.

## 50 Projects Using IC CA3130



**#223—50 Projects Using IC CA3130...\$5.00.** One of the more practical and useful operational amplifiers (opamp), the CA3130 integrated circuit chip is the heart of several easy-to-assemble projects covered in the book. The projects are divided into five categories: audio projects, RF projects, test equipment, household projects and a catch-all miscellaneous group. Ideal for all skill levels.



**BP122—Audio Amplifier Construction...\$5.75.** Practical designs are featured and include circuit diagram and description, Veroboard or printed-circuit board layout and construction notes. The text is divided into two parts. The first deals with many types of preamplifiers. The second covers power amplifiers from a simple low-power battery type to a 100-watt DC-coupled amplifier using four MOSFETs in the output stage.



**BP107—30 Solderless Breadboard Projects—Book 1...\$5.95.** Each project is designed to be built on a "Verobloc" breadboard and is presented with a brief circuit description, circuit diagram, component layout diagram and components list. Notes on construction and applications are provided. Wherever possible, the components are common to several projects to keep project costs down.



**BP266—Electronic Modules and Systems for Beginners...\$7.25.** Shows the reader how to build a number of simple analog and digital circuit modules, all suitable for battery operation, and all based on only 1 or 2 transistors or ICs.



**BP329—Electronic Music Learning Projects...\$6.25.** A beginner's book that will assist you in assembling such projects as the Elexylophone, Gildaphone, Melody Ranger, Cordmaker, Appealing Handbells, Electronic Sol-Fa, Tune-up Box and more.



**BP319—Making MS-DOS Work for You...\$6.50.** What you need to know first, comes first, however the text is written in a circular style so that the reader can start anywhere in the text. This book is relevant to all versions of both MS-DOS and PC-DOS.



**BP303—Understanding PC Software...\$6.95.** Covers main types of PC software, giving details of typical uses, the basics of how they are used and their limitations. Each chapter covers popular software and programs of a similar type.




**BP105 Aerial (Antenna) Projects...\$5.50.** In this book the author has considered practical antenna designs, including active, loop and ferrite antennas which perform well and are relatively simple and inexpensive to build. The complex theory and mathematics of antenna design have been avoided. Also included are construction details of a number of antenna accessories including a pre-selector, attenuator and filters.



**BP33—Electronic Calculator Users Handbook...\$5.75.** The book eliminates the mysteries of the calculator and offers unique ideas for the simplest to most complex calculators. Covers the basic functions plus trigonometric, hyperbolic, logarithms, square roots and powers. Included are formulas and data for VAT, discounts, and mark up, currency conversion, interest, binary and octal numbers, and much more!



**BP125—25 Simple Amateur Band Antennas...\$5.50.** Plans to build antennas that are simple and inexpensive to construct and perform well. From the simple dipole to beam, triangle and even mini-rhombic types made from four TV masts and about 400 feet of wire. After the antenna discussion you will find a complete set of dimension tables that will help you "tune" an antenna on a particular frequency.



**BP263—A Concise Introduction to dBASE...\$6.95.** The most popular data-base program, dBASE, is difficult to master without help. This book helps you spend your time using dBase, not setting it up. A user's guide that covers all the basics up to dBase IV.



**PCP104—Electronics—Build and Learn...\$9.95.** Construction details are given to build a circuit demonstrator that is used throughout the book to introduce common electronic components and how these components are built up to useful circuits.



**BP302—A Concise Users Guide to Lotus 1-2-3 Release 3.1...\$6.25.** Written to help existing spreadsheet users upgrade to 1-2-3 Release 3.1, which has the ability to work 3-dimensionally with both multiple worksheets and files.



**BP146—The Pre-BASIC Book...\$6.95.** Another book on BASIC but with a difference. It concentrates on introducing technique by looking in depth at the most frequently used and more easily understood computer instructions.

## Just What the Project Builder Is Looking For!

- |                                                                                         |                                                                                    |
|-----------------------------------------------------------------------------------------|------------------------------------------------------------------------------------|
| <input type="checkbox"/> #160—Coil Design and Construction Manual .....\$5.95           | <input type="checkbox"/> 1596T—24 Silicon-Controlled Rectifier Projects.....\$9.95 |
| <input type="checkbox"/> #219—Solid State Novelty Projects .....\$4.95                  | <input type="checkbox"/> BP58—50 Circuits Using 7400 Series ICs.....\$5.50         |
| <input type="checkbox"/> #222—Solids State Shortwave Receivers for Beginners.....\$5.50 | <input type="checkbox"/> BP69—Electronic Games.....\$5.50                          |
| <input type="checkbox"/> #223—50 Projects Using IC CA3130.....\$5.00                    | <input type="checkbox"/> BP71—Electronic House Projects .....\$5.00                |
| <input type="checkbox"/> #225—Practical Introduction to Digital ICs.....\$5.25          | <input type="checkbox"/> BP84—Digital IC Projects.....\$5.50                       |
| <input type="checkbox"/> PCP111—Electronic Test Equipment Handbook.....\$13.95          | <input type="checkbox"/> BP93—Electronic Timer Projects.....\$5.50                 |

**ELECTRONIC TECHNOLOGY TODAY INC.**  
P.O. BOX 240, Massapequa, NY 11762-0240

Name \_\_\_\_\_  
Address \_\_\_\_\_  
City \_\_\_\_\_ State \_\_\_\_\_ Zip \_\_\_\_\_  
PE5 \_\_\_\_\_

Allow 6-8 weeks for delivery

**SHIPPING CHARGES IN USA AND CANADA**

\$0.01 to \$5.00 .....	\$2.00
\$5.01 to \$10.00 .....	\$3.00
\$10.01 to 20.00 .....	\$4.00
\$20.01 to 30.00 .....	\$5.00
\$30.01 to 40.00 .....	\$6.00
\$40.01 to 50.00 .....	\$7.00
\$50.01 and above .....	\$8.50

**SORRY No orders accepted outside of USA & Canada**

Number of books ordered

Total price of merchandise .....	\$
Shipping (see chart) .....	\$
<b>Subtotal</b> .....	\$
Sales Tax (NYS only) .....	\$
<b>Total Enclosed</b> .....	\$

**All payments must be in U.S. funds!**



# WESTERN TEST SYSTEMS

## Quality • Service • Selection

Phone: 1-303-438-9662  
Fax : 1-303-438-9685

530 Compton St., Unit #C  
Broomfield, CO 80020

### OSCILLOSCOPES & ACCESSORIES

TEK 5B10N 2 MHz Time Base, for 5100 series	\$100.00
TEK 7603 100 MHz 3-slot frame	\$250.00
TEK 7A13 100 MHz Differential Comparator	\$450.00
TEK 7B53A 100 MHz Dual Time Base	\$200.00
TEK R7603 Rackmount 100 MHz O'scope frame	\$200.00
TEK SC502 15 MHz Dual Trace O'scope, TM500	\$375.00
TEK 7904 500 MHz 4-slot frame	\$500.00
TEK 7904 System w/7A24,7A26,7B80,7B85	\$1,200.00
TEK 7A24 400 MHz Dual Trace Amplifier	\$450.00
TEK 7A26 200 MHz Dual Trace Amplifier	\$250.00
TEK 7A29 1 GHz Single Channel Amplifier	\$850.00
TEK 7B10 1 GHz Time Base	\$500.00
TEK 7B15 1 GHz Delaying Time Base	\$600.00
TEK 7B80 400 MHz Delayed Time Base	\$200.00
TEK 7B85 400 MHz Delta Delaying Time Base	\$250.00
TEK 7B87 400 MHz Time Base, pretrigger clk	\$250.00
TEK R7704 Rackmount 175 MHz O'scope frame	\$250.00
TEK 7S14 1 GHz Dual Channel Sampling Unit	\$700.00
TEK P6046 100 MHz 1X/10X Diff. Probe	\$750.00
TEK P6201 900 MHz 1X/10X/100X FET Probe	\$400.00

### WAVEFORM & GENERATORS

HP 3310A 5 MHz Function Generator	\$325.00
TEK DD501 Digital Delay Generator	\$375.00
TEK FG502 11 MHz Function Generator	\$325.00
WAVETEK 135 2 MHz Lin/Log Sweep/Function Gen	\$275.00
HP 214B 10 MHz Pulse Gen., 50V / 50 ohms	\$2,250.00
HP 8080A 1 GHz Dual Channel Pulse Gen.	\$1,400.00
HP 8082A 250 MHz Pulse Generator	\$1,400.00
TEK PG502 250 MHz Pulse Generator, Tr<1nS	\$700.00
HP 8165A Prog. Signal Source, 1 mHz-50 MHz	\$2,600.00
TEK AWG5105 Arbitrary Waveform Generator	\$3,000.00
TEK PFG5505 Prog. 12 MHz Pulse/Function Gen.	\$1,275.00

### VOLTAGE & CURRENT

HOLT 11 AC Thermal Converter Set	\$4,500.00
SOLARTRON 7150 5-1/2 / 6-1/2 digit DMM, GPIB	\$550.00
HP 6177C DC Current Source, to 50V, 500mA	\$600.00
HP 6181C DC Current Source, 100 V, 250 mA	\$675.00
HP 6186C DC Current Source, to 300V, 100mA	\$750.00
KEITHLEY 225 Current Source, 1 nA-99.9 mA	\$450.00

### IMPEDANCE & COMPONENT TEST

HP 4800A Vector Impedance Meter	\$550.00
BOONTON 62AD 1 MHz Ind. Meter, 2-2000 uH	\$700.00
BOONTON 72BD 1 MHz Cap. Meter, 2-2000 pF	\$700.00
HP 4342A Q-Meter, 70 kHz-22 MHz, Q=5-1000	\$2,250.00
MEGURO MQ-171 VHF Q Meter, 20-230 MHz	\$1,100.00
E.S.I. RS925 9-Decade Resistance Standard	\$2,000.00
E.S.I. SR1010 Resistance Transfer Standards	\$800.00
FLUKE 5450A Programmable Resistance Standard	\$2,750.00
GR 1409 Standard Mica Capacitors, 0.05%	\$150.00
GR 1432-N 5-Decade Resistor, 0.1 OHM-11K	\$275.00
GR 1432-U 4-Decade Resistor, 0.01-111.1 ohm	\$175.00
GR 1433-X 6-Decade Resistor, 0.1 OHM-111K	\$550.00
HP 4329A High Resistance Meter	\$1,350.00
TEK 576 Curve Tracer, to 220V	\$2,350.00
TEK 577D/177 Storage Curve Tracer	\$2,250.00
TEK 7CT1N Curve Tracer, to 0.5V	\$500.00

### POWER & SUPPLIES

GLASSMAN PS/EG-05R-06 5 kV Power Supply, to 6mA	\$500.00
HP 6002A-opt 01 50V/10A Power Supply, to 200 W	\$875.00
HP 6023A Autoranging Supply, 20V/30A/240W	\$1,150.00
HP 6114A Precision Power Supply, 40V 1A	\$875.00
HP 6261B-027 20V at 50A CV/CC Power Supply	\$675.00
HP 6264B 20V at 20A CV/CC Power Supply	\$500.00
HP 6266B 40V at 5A CV/CC Power Supply	\$400.00
HP 6267B 0V at 10A CV/CC Power Supply	\$550.00
HP 6296A 60V at 3A CV/CC Power Supply	\$400.00
HP 6299A 100V at 750mA CV/CC Power Supply	\$250.00
HP 6438B 60V at 5A CV/CC Power Supply	\$375.00
HP 6255A 40V 1.5A Dual Output Supply	\$500.00
TEK PSS503A Dual Power Supply	\$250.00

ACME PS2L-1000 0-75 W/0-150 A/ 1000 Watt Load	\$450.00
HP 59501A HPIB Power Supply Programmer	\$175.00
HP 6827A Bipolar Supply/Amp, 100 V 500 mA	\$800.00
KIKUSUI PLZ-72W Prog. Load, 4-110V/0-12A/70W	\$200.00

### TIME & FREQUENCY

HP 5315A 100 MHz/100 nS Universal Counter	\$550.00
HP 5316A 100 MHz/100 nS Univ. Count, HPIB	\$750.00
HP 5316A-003 100 MHz/100 nS Univ. 1.3 GHz ch	\$950.00
HP 5370B-001 Time Interval Counter, to 20 ps	\$2,250.00
HP E1420A-10, 30 V/XI Counter, 200 MHz & 2.5 GHz	\$1,500.00
TEK 7D15 225 MHz Universal Counter/Timer	\$275.00
TEK DC5009 Programmable 135 MHz Count/Timer	\$750.00
TEK DC503A 125 MHz Universal Counter/Timer	\$500.00
TEK DC509 135 MHz High Resolution Counter	\$700.00
FLUKE 7220A-111 1.3 GHz Communications Counter	\$650.00
HP 5340A 18 GHz Frequency Counter	\$1,400.00
HP 5340A-01, 11 18 GHz Counter, OCXO, HPIB	\$1,900.00
HP 5342A-1.4, 5.24 GHz Counter, OCXO, DAC, HPIB	\$3,900.00
SYSTRON 6054B-05, 26.26 5 GHz Freq. Counter, GPIB	\$2,400.00
GR 1115C Crystal Frequency Standard	\$1,600.00

### AUDIO & BASEBAND

HP 3580A-002 Spectrum Analyzer, 5 Hz-50 kHz	\$1,850.00
HP 3586C Selective Level Meter	\$1,750.00
TEK 7L5-025/7603 20 Hz-5 MHz Spectrum An., w/frame	\$2,250.00
HP 334A Distortion Analyzer, -60 dB THD	\$550.00
HP 339A Distortion Analyzer, -95 dB THD	\$2,400.00
TEK DA4084 Distortion Analyzer, 0.0025% THD	\$1,500.00
FLUKE 8920A TRMS Voltmeter, 10 Hz-20 MHz	\$700.00
HP 3400A RMS Voltmeter, 10 Hz-10 MHz	\$250.00
HP 4204A Synthesizer, 10 Hz-1 MHz	\$350.00
ROCKLAND 5100 Synth., 1 mHz-1.999999999 MHz	\$400.00
KROHN-HITE 3202 Dual HPIB Filter, 20 Hz-2 MHz	\$600.00
KROHN-HITE 3342 Dual Filter, 0.001 Hz-99.9 kHz	\$1,100.00
P.A.R. 189 Filter/Amplifier, 0.1 Hz-110 kHz	\$400.00
ROCKLAND 752A-opt.02 Dual Low Pass Filter, 115 dB/oct	\$1,100.00
TEK AMS02 Differential Amplifier	\$575.00

### RF & MICROWAVE

HP 11970A WR28 Harmonic Mixer, 26.5-40 GHz	\$1,100.00
HP 5371A Modulation Domain Analyzer	\$5,900.00
HP 8406A Comb Gen., 1/10/100 MHz increment	\$450.00
HP 8443A Tracking Generator, 0.1-110 MHz	\$700.00
HP 8444A-opt059 Tracking Generator, 0.5-1500 MHz	\$1,500.00
HP 8552B IF Section	\$750.00
HP 8553B RF Section, 1 kHz-110 MHz	\$500.00
HP 8554B RF Section, 0.1-1250 MHz	\$800.00
HP 8555A RF Section, 0.01-18 GHz	\$950.00
HP 8555A System, with 8552B & 141T	\$2,375.00
TEK TR503 Tracking Generator, 0.1-1800 MHz	\$1,750.00
HP 11665B Modulator, 0.15-18.0 GHz	\$375.00
HP 8405A Vector Voltmeter, 1-1000 MHz	\$700.00
HP 85020A Directional Bndge., 0.01-4.3 GHz	\$750.00
HP 85021A Directional Bndge., 0.01-18 GHz	\$1,200.00
NARDA 7000A Microwave Multimeter, 0.1-18 GHz	\$1,950.00
BOONTON 1020 Synth. Sig. Gen., 0.15-540 MHz	\$1,850.00
BOONTON 102C Signal Generator, 0.45-520 MHz	\$850.00
FLUKE 6060A/VAN Synthesizer, 10 kHz-520 MHz	\$2,000.00
GIGATRONICS 875/86 Levelled Multiplier, Ka & V band	\$8,000.00
HP 85100V Freq. Multiplier, 50-75 GHz out	\$4,250.00
HP 8660C Synthesizer, with 86603A & 86633B	\$4,250.00
WILTRON 6742A-opt 01 Synth. Sig./Swp. Gen., 18-40 GHz	\$9,000.00

EIP 928-opt 9201 Programmable Sweep Gen., 1-18 GHz	\$4,000.00
HP 8620C Sweep Oscillator Frame	\$550.00
HP 8620C-opt011 Sweep Oscillator Frame, HPIB	\$675.00
HP 86222A RF Plug-In, 10-2400 MHz	\$1,400.00
HP 86222B-opt 2 RF Plug-In, 10-2400 MHz, atten.	\$1,950.00
HP 86290B RF Plug-In, 2.0-18.6 GHz, +100Bm	\$2,000.00
WAVETEK 1067 Sweep Gen., 10-2400 MHz, atten.	\$500.00
BOONTON 42B/41-4B Power Meter, 1 MHz-12.4 GHz	\$475.00
BOONTON 42B/41-4E Power Meter, 1 MHz-18 GHz	\$650.00
BOONTON 42B/42-S/3 Power Meter, 1 MHz-8 GHz	\$375.00
HP 432A/478A Power Meter, 0.01-10 GHz	\$375.00
HP 435A/8481A Power Meter, 10 MHz-18 GHz, 100mW	\$1,000.00
HP 435A/8482A Power Meter, 0.1-4200 MHz, 100mW	\$1,000.00
HP 435A/8482H Power Meter, 0.1-4200 MHz, 3 W	\$1,150.00
HP 435A/8484A Power Meter, 10 MHz-18 GHz, 100uW	\$1,000.00
HP K486A WR42 Thermistor Mount, 18-26.5 G	\$400.00
HP Q8486A WR22 Power Sensor, 33.0-50.0 GHz	\$1,500.00
HP R486A WR28 Thermistor Mount, 26.5-40 G	\$400.00
WAVETEK 1034A Portable Power Meter, 0.01-18GHz	\$375.00
ALITCHEX 7618E Noise Source, 15 dB, 0.01-18 GHz	\$675.00
BOONTON 82AD Modulation Meter, 10-1300 MHz	\$1,000.00
M.S.C. MC5112 Noise Source, 25.5 dB, 1-12 GHz	\$325.00

### COAXIAL & WAVEGUIDE

HP 11691D Dir. Coupler, 22 dB, 2-18 GHz	\$500.00
HP 11692D Dual Dir. Coupler, 22 dB, 2-18 GHz	\$900.00
HP 33330D Detector, 10 MHz-33 GHz, APC3.5	\$275.00
HP 764D Dual Dir. Coupler, 215-450 MHz	\$150.00
HP 778D-opt 011 Dual Dir. Coupler, 20 dB, 0.1-2GHz	\$400.00
HP 779D Dir. Coupler, 20 dB, 1.7-12.4 GHz	\$375.00
HP 8472A Crystal Detector, 10 MHz-18 GHz	\$150.00
HP R532A Frequency Meter, 26.5-40.0 GHz	\$500.00
KRYTRAR 202020016 Directional Detector, 2-20 GHz	\$200.00
MILITARY AS-1346B Double Ridge Horn, 3-8 GHz, N(f)	\$75.00
NARDA 26298 20 dB Atten., 150 W, DC-1 GHz	\$175.00
NARDA 3000-SERIES Directional Couplers	\$150.00
NARDA 3090-SERIES Precision Hi Directivity Coupler	\$225.00
NARDA 4000-SERIES SMA Mini Directional Couplers	\$75.00
NARDA 4203-6 Dir. Coupler, 6 dB, 2-18 GHz, SMA	\$225.00
NARDA 5070-SERIES Precision Reflectorometer Couplers	\$300.00
NARDA 768-30 30 dB Atten., 20W, DC-11 GHz	\$125.00
TRGA510 WR28 Precision Atten., 0-50 dB	\$1,000.00
WEINSCHTEL 1515 Power Divider, DC-18 GHz, SMA	\$125.00
WEINSCHTEL 1579 Power Divider, DC-26.5 GHz, 3mm	\$275.00
WEINSCHTEL 3200-1 Prog. Atten., 0-127 dB, DC-2 GHz	\$200.00
WILTRON 97SF50-1 Directional Bndge., 0.01-18 GHz	\$1,500.00

### MISCELLANEOUS

HP 28687A LAN Wire Test Instrument	\$750.00
HP 4935A Transmission Test Set	\$1,650.00
HP 59401A HPIB Bus Analyzer	\$700.00
TEK 1411R-opt 04 PAL Test Signal Generator	\$2,750.00
TEK 144 NTSC Test Signal Generator	\$700.00
TEK 147A NTSC Test Signal Generator	\$950.00
TEK 1485R Waveform Monitor, NTSC & PAL	\$1,850.00
TEK 521A PAL Vectorscope	\$1,500.00
TEK J16/16523 Spot Luminance Photometer	\$900.00
HP 59307A HPIB VHF Switch	\$200.00
P.A.R. 5206 Lock-In Amplifier, 2 Hz-200 kHz	\$3,000.00

• VISA • MASTERCARD • OPEN ACCOUNT • 90 DAY WARRANTY • 10 DAY INSPECTION •

# USE ELECTRONIC SHOPPER CLASSIFIEDS READ BY MORE THAN 100,000 ELECTRONICS BUYERS AND SELLERS AND TRADERS

## INSTRUCTION FOR PLACING YOUR AD!

### HOW TO WRITE YOUR AD

**TYPE or PRINT** your classified ad copy **CLEARLY** (not in all capitals) using the form below. If you wish to place more than one ad, use a separate sheet for the additional ads (a photocopy of this form works well). Choose a category from the list below and write that category number into the space at the top of the order form. If you do not specify a category, we will place your ad under Miscellaneous or whatever section we deem most appropriate.

We cannot bill for classified ads. Payment in full must accompany your order. We do permit repeat ad or multiple ads in the same issue, but in all cases, full payment must accompany your order.

### WHAT WE DO

The first two words of each ad are set in bold caps at no extra charge. No special positioning, centering, dots, extra space, etc. can be accommodated.

### RATES

Our classified ad rate is \$1.25 per word. Minimum charge is

\$18.75 per ad per insertion (15 words). Any words that you want set in bold or caps are 20¢ each extra. Bold caps are 40¢ each extra. Indicate bold words by underlining. Words normally written in all caps and accepted abbreviations are not charged as all-caps words. State abbreviations must be Post Office 2-letter abbreviations. A phone number is one word.

### CONTENT

All classified advertising in the **Electronic Shopper** is limited to electronics items only. All ads are subject to the publisher's approval. We reserve the right to reject or edit all ads.

### DEADLINES

Ads received by our closing date will run in the next issue. For example, ads received by April 1 will appear in the July, 1995 issue that is on sale in June 1. Shopper ads will appear Jan., Mar., May etc. No cancellations permitted after the closing date. No copy changes can be made after we have typeset your ad. **NO REFUNDS**, advertising credit only. No phone orders.

**AD RATES: \$1.25 per word, Minimum \$18.75.**

Send your ads with payment to:

**Electronic SHOPPER, 500-B Bi-County Blvd. Farmingdale, NY 11735**

Please make checks payable to:  
**Gernsback Publications Inc.**

### CATEGORIES

100 — Antique Electronics	270 — Computer Equipment Wanted	450 — Ham Gear Wanted	630 — Repairs-Services
130 — Audio-Video-Lasers	300 — Computer Hardware	480 — Miscellaneous Electronics For Sale	660 — Satellite Equipment
160 — Business Opportunities	330 — Computer Software	510 — Miscellaneous Electronics Wanted	690 — Security
190 — Cable TV	360 — Education	540 — Music & Accessories	710 — Telephone
210 — CB-Scanners	390 — FAX	570 — Plans-Kits-Schematics	720 — Test Equipment
240 — Components	420 — Ham Gear For Sale	600 — Publications	

### CLASSIFIED AD COPY ORDER FORM

Ad No. 1—Place this ad in Category # \_\_\_\_\_

1 - \$18.75	2 - \$18.75	3 - \$18.75	4 - \$18.75
5 - \$18.75	6 - \$18.75	7 - \$18.75	8 - \$18.75
9 - \$18.75	10 - \$18.75	11 - \$18.75	12 - \$18.75
13 - \$18.75	14 - \$18.75	15 - \$18.75	16 - \$20.00
17 - \$21.25	18 - \$22.50	19 - \$23.75	20 - \$25.00
21 - \$26.25	22 - \$27.50	23 - \$28.75	24 - \$30.00
25 - \$31.25	26 - \$32.50	27 - \$33.75	28 - \$35.00

29 - \$36.25	30 - \$37.50	31 - \$38.75	32 - \$40.00
33 - \$41.25	34 - \$42.50	35 - \$43.75	36 - \$45.00
37 - \$46.25	38 - \$47.50	39 - \$48.75	40 - \$50.00

Ad No 1—Total words \_\_\_\_\_ × \$1.25 per word = \$ \_\_\_\_\_  
 All Caps words \_\_\_\_\_ × .20 per word = \$ \_\_\_\_\_  
 Bold words \_\_\_\_\_ × .20 per word = \$ \_\_\_\_\_  
 Bold Cap words \_\_\_\_\_ × .40 per word = \$ \_\_\_\_\_  
**TOTAL COST OF AD No. 1 \$ \_\_\_\_\_**

Card # \_\_\_\_\_  
 Expiration Date \_\_\_\_\_ / \_\_\_\_\_  
 Signature \_\_\_\_\_

Total classified ad Payment \$ \_\_\_\_\_ enclosed.

Check  Mastercard  Visa (\$18.75 minimum credit card order)

Name \_\_\_\_\_ Phone \_\_\_\_\_

Address \_\_\_\_\_ City State Zip \_\_\_\_\_



# CABLE TV DESCRAMBLERS NOBODY BEATS OUR PRICE! SAVE MONEY-DON'T RENT

TOCOM SCIENTIFIC ATLANTA ZENITH

QUANTITY DISCOUNTS! 24 HOUR SHIPPING  
MASTER CARD • AMEX • VISA • C.O.D.

CALL VIDEO CONNECTIONS, INC.


JERROLD **1-800-677-0321** PIONEER

Anyone implying theft of service will be denied assistance.  
All shipping and handling at customer's expense  
NO FLORIDA SALES

CW-2D

## ACTIVE We Want Your MICRO Excess Inventory


- INTEGRATED CIRCUITS
- MEMORY (NEW OR USED)
- EPROMS (NEW OR USED)
- CIRCUIT BOARDS
- DIODES
- TRANSISTORS
- LED'S



Tel 310-494-4851 Fax 310-494-4913  
1891 Oblsbo Ave Signal Hill, CA 90804

## MICRO CAMERA

Sees an entire room through an 1/8" hole



**\$215** introductory price

Only 1.65 x 1.65 x .5 inches  
90° field of view  
operates on 12 volts DC  
380 lines of resolution  
built in electronic iris  
low light .5 lux  
standard video output


NortheastMicro

(201) 794-9766

Po box 175 Elmwood Park NJ 07407

## Caller ID

Electronic Kits



**Multistation Thermometer**  
Microcontroller based thermometer that can use 4 separate sensors and transmit data to your PC via RS232 Serial data link. Measures temperature from -47 degrees Fahrenheit to +147 degrees Fahrenheit. Temperatures can also be displayed in Celsius.

### Telephone Dialer

Works with your telephone to store 240 names and numbers in battery backed up memory. Works with 9v battery or ac adapter. Has a 1x16 LCD display and 12 button keypad for easy data entry and use.

### Caller ID

Stores 150 calls! Retrieves standard single messaging and multi-messaging Caller ID data from your telephone company. Name, number, date and time are stored in battery backed up memory and can be transmitted to your PC via and RS232 serial data link.

Call for Information

1-800-772-3945 or 303-770-5747

GENOA Group, 7304 S. Alton Way, Suite A, Englewood, CO 80112



## Test Equipment Sales




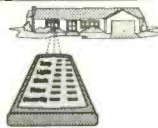
- Tek 7A18N — \$ 69
- Tek 7A26 — \$149
- Tek 7B53AN — \$ 99
- Tek 465 — \$449
- Tek 475 — \$625
- Tek 2215 — \$489
- Tek 2215A — \$569
- Tek 2336 — \$895

**\$100 off any new  
Tek TDS 300 series  
scope w/ 3 year  
mfg. warranty,  
many options  
available, call for  
quote today!**

Customer Satisfaction is our #1 Priority.

We accept Phone (603)434-2544 We buy surplus  
M/C & Visa Fax (603)425-2945 equipment

## AUTOMATE YOUR HOME



Hundreds of hard-to-find home automation and wireless control products. Computer control of your home, security systems, surveillance cameras, audio/video control, HVAC, pet care automation and much more. Easy do-it-yourself installation on most products. Affordable, systems start at about \$20.

Largest Selection of X10 Compatible Products in the World  
Call for our Free 64 page Color Catalog

**800-SMART-HOME (800-762-7846)**

**HOME AUTOMATION SYSTEMS, INC.**

151 Kalmus Dr., Ste M6, Dept. PE2, Costa Mesa, CA 92626  
Questions 714-708-0610 Fax 714-708-0614

1990 was a Great Year for

# Popular Electronics®

The twelve 1990 issues of *Popular Electronics* reveal many fascinating articles. There's a bonanza of build-it project plans, informative theory articles and timeless feature stories. Check out the partial list of titles packed into the 1990 issues and you'll agree that 1990 was a banner year. If you see an article about a project, theory topic or newsworthy feature, you can have that article, with the entire issue for only \$6.50. To get your 1990 issue(s) of *Popular Electronics*, place a ✓ in the box that indicates the month you want and complete the coupon below. Note that ordering six or more copies reduces the price per issue! Tear out this page, or make a photo copy of it, and mail or FAX it today! Just follow the directions below.

## Popular Electronics® 1990 Issues

January	February	March	April	May	June	July	August	Sept.	Oct.	Nov.	Dec.
---------	----------	-------	-------	-----	------	------	--------	-------	------	------	------

✓ Check the issue(s) you want.

### How to Determine Cost per Copy

Quantity	Price per copy		
	United States	Canada	Foreign
1-5	\$6.75 US	\$7.75 US	
6-12	5.75	6.75	\$8.50 US

Prices include handling and shipping costs. Prices subject to change. All Canada and foreign orders payable in U.S.A. funds only, via international money order, check drawn on a U.S.A. bank, or acceptable credit card (Visa, MasterCard) in U.S.A. funds. Allow 6-8 weeks delivery. Minimum foreign order—6 issues. Foreign orders may take longer.

## TOPICS FROM THE PAST

### Selected Projects

Audio Ambiance Ditherizer, **April**  
 Bit Grabber for Parallel I/O Testing, **December**  
 Car-Radio Silencer, **October**  
 Cordless Test Probes, **January**  
 CW and SSB, Add to a SW Receiver, **May**  
 Digital Entry Switch, **November**  
 Economy Portable SW Receiver, **August**  
 Exhaust Monitor for Car, **June**  
 Experimental AC Hum Sniffer, **September**  
 Game Reaction Timer, **April**  
 Headphone Output for Your CD Player, **July**  
 Hot-Wire Glass Bottle Cutter, **December**  
 Indoor Burglar Alarm, **December**  
 IR-Triggered Sound-Effects Generator, **October**  
 Lie Detector, Simple, **January**  
 Microphone Preamp, Simplest, **March**  
 Mobile Battery Charger, **March**  
 NiCd Battery Tester, **August**  
 Plasma Display, Custom, **February**  
 Receiver Circuits You Can Build, **March**  
 Remote-Control FAX Switch, **August**  
 Serial Cable Tester, **January**  
 Telephone Toll Totalizer, **August**  
 Tesla's Lightning Generators, **September**  
 The Lepton Candle, **October**  
 Ultrasonic Morse-Code Transceivers, **July**  
 Universal 3-Terminal Power Supply, **November**  
 Video Titrer, Super Simple, **September**  
 Vision System for Robotic Toys, **March**  
 VLF Receiver and Transmitter, **July**  
 Water Leak Alarm, **January**

### Special Features

Antenna Installation, **September**  
 Capacitors, Choosing and Using, **June**  
 Classic Amateur Receivers, **November**  
 Drying Out Flood-Damaged Equipment, **January**  
 Early Radio Transmitters, **May**

External Drive for Laptop, **June**  
 First Electric Motor Project, **October**  
 Ground Fault Technology, **November**  
 Keeping Up with Pacemakers, **July**  
 Living with Lightning, **October**  
 Make Your Own Iron-on PC Patterns, **July**  
 Old-time Radio Circuits, **March**  
 Oliver Lodge: Radio's Forgotten Pioneer, **July**  
 Restoring a Classic SW Receiver, **April**  
 Solar Power, Experimenting with, **June**  
 St. Elmo's Fire, **September**  
 Surface Mount Technology, **November**  
 Television Night, a Look Back, **July**  
 Tune-in to Satellite Radio, **May**  
 Using Appliances Overseas, **January**

### Theory for Everyone

3-Terminal Voltage Regulators, **May**  
 200,000-volt van de Graaff Generator, **October**  
 All About Batteries, **August**  
 All About Thermistors, **December**  
 CCTV Installation Guide, **November**  
 Connect Anything to Your Computer, **August**  
 Designing Power-supply Circuits, **February**  
 Digital Electronics Introduction, **April**  
 Experiments in Electrophotography, **March**  
 Fiber-Optic Communications, **April**  
 Galvanometer, Build and Learn, **September**  
 Lasers, All About, **September**  
 Printer Technology, **October**  
 Signal Generator Circuits Cookbook, **November**  
 Stepping Motors Introduction, **March**  
 Troubleshooting Computer Disk Drives, **May**  
 Troubleshooting Your Printer, **December**  
 Typing Practice Program, **August**  
 Sideband Amplifiers, **January**  
 Wimshurst Machine, **December**  
 WW1 Long Island Spy Station, **December**

Visa  MasterCard  USA Bank Check  US or International Money Order

Credit Card Number \_\_\_\_\_ Exp. Date \_\_\_\_/\_\_\_\_/\_\_\_\_  
 (If used)

Signature \_\_\_\_\_ Total No. of Copies \_\_\_\_\_

Print Name \_\_\_\_\_ Total Amount \$ \_\_\_\_\_

Address \_\_\_\_\_

City \_\_\_\_\_ State \_\_\_\_\_ ZIP \_\_\_\_\_

Send orders to: CLAGGK, Inc. P.O. Box 4099, Farmingdale, NY 11735. No COD orders. Credit Card user may telephone or FAX order. Telephone 516-293-3751 or FAX 516-293-3115.





One tree can make  
3,000,000 matches.



One match can burn  
3,000,000 trees.



A Public Service of This Magazine  
& The Advertising Council



## New Jensen Catalog

- ⇒ Inch/Metric Tools, Tool Kits
- ⇒ Telecom/LAN Accessories
- ⇒ Diagnostic Products
- ⇒ Test Equipment from the Major Manufacturers

Call for Free Copy

800-426-1194



JENSEN TOOLS INC.

7815 S. 46th St., Phoenix, AZ

CIRCLE 300 ON FREE INFORMATION CARD

## COMPUTER VIRUSES AND HACKING

*The Collection* CD-ROM gives you over 5000 fully-functional live viruses (many undetectable), about 10 megabytes of source code, disassemblies, mutation engines, virus construction kits, newsletters relating to viruses, anti-virus shareware programs, information databases—you name it—157 megabytes in all on an IBM-PC compatible CD-ROM. This CD is the definitive reference on the whole field of virus and anti-virus research. An incomparable CD—there is nothing like it anywhere at any price!

**CD-ROM \$99.95**

Please add \$7.00 shipping  
(Airborne Express)

*The Little Black Book of Computer Viruses* is a great introduction to computer viruses! It contains 4 working viruses with complete detailed explanations of how they work. 196 pages, paperback.

**\$14.95 + 2.50 shipping**

Use reader service card for free catalog of unique materials about viruses and computer hacking or send your order to:

American Eagle Publications  
P.O. Box 1507  
Show Low, AZ 85901  
Visa/MC/COD orders only  
1-800-719-4957

CIRCLE 144 ON FREE INFORMATION CARD

## Is your Cable Company Alienating You?



Say **NO** to unearthly rental fees!

Owning your cable equipment saves you the high cost of monthly equipment rental charges, and gives you control of your TV.

We have the *Best* in

### CONVERTERS and DESCRAMBLERS!

Everquest • Panasonic • Jerrold • Zenith • Pioneer  
Scientific Atlanta • Oak • Eagle • Hamlin • Tocom

# 1 800 624-1150

**FREE  
Catalog!**



Member of  
National Consumer  
Cable Association

## MD Electronics

P.O. Box 241296 • Omaha, NE 68124

CIRCLE 136 ON FREE INFORMATION CARD

# Plant Trees for America™

*TREES around your home can increase its value up to 15% or more. The trees you plant remove CO<sub>2</sub> from the air, produce oxygen and give songbirds a home. Trees provide many other benefits.*

*A WINDBREAK can lower heating bills 10-20%.*

*Many FLOWERING TREES also produce food for wildlife.*

*NUT TREES can be incorporated into windbreaks or serve as shade trees.*

*A BACKYARD ORCHARD lets you grow your own fruit.*

*SHADE TREES planted east and west of your home can cut cooling costs 15-35%.*

*STREET TREES shade the concrete and help cool the entire neighborhood.*

## America needs more trees

The United States has lost a third of its forest cover in the last 200 years.

Our towns should have twice as many street trees as they have today.

We need more trees around our homes and throughout our communities. We need more trees to protect our farm fields and our rivers and streams. To provide wood for our homes and a thousand products we use every day.

### 10 Free Trees

The National Arbor Day Foundation, the world's largest tree-planting environmen-

tal organization, is sponsoring its Trees for America campaign to plant millions of trees.

Here's how you can participate. When you join the Arbor Day Foundation you will receive ten free Colorado blue spruces, or other conifers selected to grow in your area.

Colorado blue spruces have silver, blue-green color and compact conical shape. Spruces can be planted as a privacy screen, as an energy-saving windbreak, as individual ornamentals, or as living Christmas trees.

Your trees will be shipped postpaid at the right time for planting in your area,

February through May in the spring or October through mid December in the fall. The six to twelve inch trees are guaranteed to grow, or they will be replaced free.

To become a member and to receive your free trees, send a \$10 membership contribution to Ten Blue Spruces, National Arbor Day Foundation, 100 Arbor Avenue, Nebraska City, NE 68410.

Join today, and plant your Trees for America!



**The National Arbor Day Foundation**



**BLOWOUT!**

# TIMELINE INC.

Over 8 years and 23,000 customers and still growing.

**BLOWOUT!**

## BareBones 486 System \$99.00

CPU not supplied. (Will support Intel or AMD cpu)

Includes slimline desktop case, (85 watt) power supply, all-in-one 486 motherboard. Motherboard designed for 486 SX or DX or DX2 at 25 or 33 Mhz. Tested at 40 Mhz. On board 256k super VGA, (Trident chip, Windows drivers supplied) upgradable to 512k or 1 MEG, IDE and floppy controllers. 2 serial ports (COM 1,2,3,4 disable), 1 parallel port (LPT 1,2 disable), game port (enable, disable). Case has room for one 5 1/4" floppy or CD ROM, one 3 1/2" floppy and one internal 3 1/2" hard drive. Three 16-bit ISA slots and two 8-bit ISA slots. External cache size is 0,32,128K, 0K supplied. Uses 72-pin SIMM (2 slots), up to 32 MEG RAM. Phoenix Bios. Overall case dimensions: 15.3"W x 4.4"H x 15"D

## LIQUID CRYSTAL DISPLAYS

160 x 128 dot LCD with built-in controller (T6963C)  
20 character x 16 line \$79.00 or 2 for \$149.00

Mfr.: Toshiba TLX-1013-EO. Unit is EL back-lit. Dim: 5 1/16" L x 4 1/16" H. The built-in controller allows you to do text and graphics

### Alphanumeric—parallel interface

16x1..... 3 for \$25.00	32x4.....\$15.00	16x4.....\$15.00
20x2.....\$12.00	40x4.....\$25.00	24x2.....\$12.00
20x4.....\$25.00	16x2.....\$8.00	40x2..... 2 for \$25.00
		4x2.....\$5.00

5V power required • Built-in C-MOS LCD driver & controller • Easy "Microprocessor" interface • 98 ASCII character generator • Certain modules are backlit, call for more info.

### Graphics and alphanumeric—serial interface

Size	mfr.	price	size	mfr.	price
640x480	Epson	\$50.00	480x128	Hitachi	\$15.00
640x400 (backlit)	Panasonic	\$35.00	256x128	Epson	\$20.00
640x200	Toshiba	\$19.00	240x128 (backlit)	Optrex	\$20.00
			160x128	Optrex	\$15.00

## LASER PRODUCTS

HeNe Laser Head (10mw max. output) TEM00, 15.5" long MFG:NEC \$99.<sup>00</sup>  
Laser Power Supply (for HeNe tube) \$100.<sup>00</sup>

LASER SCANNER ASSEMBLY \$29.<sup>00</sup>  
Assembly intended for a laser printer. Includes laser diode, polygon motor (6 sided) and misc. optics and lenses.

LASER DIODE (5mW) with collimator \$20.<sup>00</sup>

LASER DIODE: Sharp part#: LT022MC  
5mw at 780 nm. single transverse mode \$10.<sup>00</sup>

## NETWORK

IRMA BOARD 8 bit \$99.<sup>00</sup>

Links 3270 mainframe systems to IBM PC

Proton ProNet-4 Model p1347 Token Ring Board \$79.<sup>00</sup>

16 bit • 4 Mbps • IEEE 802.2 and 802.5 compatible • twisted pair • interoperable with IBM Token Ring network

## POS & BAR CODE

MAGNETIC CARD READER \$25.<sup>00</sup>

Includes: • 20 character dot matrix display with full alpha-numeric capability • keypad with full alpha-numeric entry • separate 7.5 VDC/0.5 Amp power supply • standard telephone interface extension cord • lithium battery and flat-cone speaker.

HP bar code wand (HBCS 2300).....\$35.00

## POWER SUPPLYS

73 WATT SWITCHING \$15.00 or 2 @ \$25.00, (2) 4 pin power connectors attached • 115/230 Volt, Dim: 8.5" L x 4.5" W x 2" H • Output: +5V @ 2-9.75 A, +12V @ 0-1.5 A, -5V @ 0-0.4 A, -12V @ 0-0.5 A

68 WATT SWITCHING \$12.00 or 2 for \$20.00, 115/230 Volt, Dim: 5.5" L x 3.2" W x 1.7" H • Output: 5V @ 4 A, 12V @ 4 A

## MISCELLANEOUS

ADAPTEC 4070A (RLL) OR 4000A (MFM)  
SCSI Controller, your choice \$40.<sup>00</sup>

IBM 370 option XT and AT emulation boards \$50.00

23605 TELO Ave, Torrance, CA 90505  
Order desk only: USA: (800) 872-8878 CA: (800) 223-9977  
L.A. & Technical Info: (310) 784-5488 Fax: (310) 784-7590  
OEM INQUIRIES WELCOME

Minimum Order: \$20.00. Minimum shipping and handling charge \$5.00. We accept cashiers checks, MC or VISA. No personal checks or COD's. CA residents add 8.25% sales tax. We are not responsible for typographical errors. All merchandise subject to prior sale. Phone orders welcome. Foreign orders require special handling. Prices subject to change without notice. 20% restocking fee for returned orders..

## MONITORS

Non-Enclosed TTL Enclosed

Comes with pinout: 12V at 1.4 Amp input. 9" Green BNC composite 115V/230V \$69.00  
Horizontal frequency 15KHz. 12" White BNC composite 24V \$79.00

Ability to do 40 and 80 column.

5 inch Black & White	\$35.00
7 inch Amber	\$39.00
9 inch Amber	\$29.95
12" Green or B/W	\$19.95

Mfr.: Electhome • For Very High Quality  
Medical & Industrial Applications

5" COLOR MONITOR \$69.<sup>00</sup>

2 for \$109.<sup>00</sup>

- Flat Faceplate • 320 x 200 Dot Resolution • CGA & Hercules Compatible
- 12 VDC Operation • 15.75 KHz Horiz. Freq. • 60 Hz Vert. Sync. Freq.
- Open Frame Construction • Standard Interface Connector
- Degaussing Coil Included • Mfg.: Samtron

## CHARGE COUPLED DEVICES

MATRIX TYPE



# "The Spy In The Sky" \$49.<sup>00</sup>

Sony CCD Imager - designed for black and white composite video cameras. Picture elements: 384 (H) x 491 (V)

Chip size 10.7 (H) x 9.3 (V) mm<sup>2</sup> • Unit cell size 23.0 (H) x 13.4 (V) um<sup>2</sup> • Ceramic 24 pin DIP package. • Mfr: Sony, Part# 016AL

4096 element CCD \$29.00

LINEAR TYPE

2048 element CCD \$15.00 • 1728 element CCD \$15.00

## HACKER CORNER

CELL SITE TRANSCEIVER \$99.00

These transceivers were designed for operation in an AMPS (Advanced Mobile Phone Service) cell site. The 20 MHz bandwidth of the transceiver allows it to operate on all 666 channels allocated. The transmit channels are 870.030-889.980 MHz with the receive channels 45 MHz below those frequencies. A digital synthesizer is utilized to generate the selected frequency. Each unit contains two independent receivers to demodulate voice and data with a Receive Signal Strength Indicator (RSSI) circuit to select the one with the best signal strength. The transmitter provides a 1.5 watt modulated signal to drive an external power amplifier. Channel selection is accomplished with a 10 bit binary input via a connector on the back panel. Other interface requirements for operation are 28 VDC (unregulated) and an 18.990 MHz reference frequency for the digital synthesizer. The units contain independent boards for receivers, exciter, synthesizer, tunable front end, and interface assembly (which includes power supplies and voltage-controlled oscillator). Service manual, schematics and circuit descriptions are available.

Encased Black & White Composite CCD Camera with Adapter

IR viewing to 1000 nm 1.7 W x 2.6 H x 4.5 L

Comes complete with CCD camera, mounting nut on bottom of casing. 12VDC power supply. Excellent low light capability, standard RCA NTSC video out.

\$89.00

Great for: entryway security/remote monitoring, video conferencing/desktop video conferencing 2 for \$159.00

This miniature camera is perfect for multimedia computer applications as well as security and surveillance. NTSC output allows use with all popular video digitizing boards for Apple Macintosh and Microsoft video for Windows. Connects directly to any composite monitor or VCR with "video" input. Its razor-sharp wide-angle lens focuses from two inches to infinity and its state-of-the-art CCD technology accurately captures 16 level grayscale images for Quick Time movies and still pictures. Records at 30 frames per second and 260 lines resolution with excellent low light capability. Uses 12 VDC (adapter supplied) and standard RCA cable.

## Portable Micro Terminal

Flip up LCD display (9-16 VDC) • Can communicate with any computer having RS 232 port • Can communicate with another Microterminal • Use by itself as electronic notebook • Onboard microprocessor, data RAM (32K) and Video RAM (64K) • Complex built in diagnostics and set up capabilities. • Original intention for POS applications. • display size 40x16 (256 x 128 pixels.) Dimensions: 6.3" W, 11"L, 2"H. (With LCD up height is 7.1")



\$99.<sup>00</sup>

or 2 for \$149.<sup>00</sup>

All in one 286 board \$29.<sup>00</sup>

Includes: • 286-12Mhz CPU (1 wait state) • Built in IDE & floppy controller • 80287 math coprocessor socket • FAST! on board SVGA with 256K RAM • 2 serial ports, 1 printer port, mouse port • EMS-LIM ver 4.0 memory & shadow RAM support • Up to 8 mb memory (256K or 1 Mb SIMMS) • Comes with 0K on board • On board speaker • REAL TIME CLOCK • Phoenix BIOS • Note: There is one long non standard bus connector on board



**Gernsback Publications, Inc.**  
**500-B Bi-County Blvd.**  
**Farmingdale, NY 11735**  
**1-(516) 293-3000**  
**Larry Steckler, EHF/CET**  
 President

**Christina Estrada**  
 assistant to the President

**For Advertising ONLY**  
**516-293-3000**  
**Fax 1-516-293-3115**

**Larry Steckler**  
 publisher

**Arline Fishman**  
 advertising director

**Denise Mullen**  
 advertising assistant

**Kelly Twist**  
 credit manager

**Subscriber Customer Service**  
 1-800-288-0652

**Order Entry for New Subscribers**  
 1-800-999-7139  
 7:00 AM - 6:00 PM M-F MST

## ADVERTISING SALES OFFICES

### EAST/SOUTHEAST

**Stanley Levitan**  
 Eastern Advertising  
 1 Overlook Ave.  
 Great Neck, NY 11021  
 1-516-487-9357  
 Fax 1-516-487-8402

### MIDWEST/Texas/Arkansas/Okla.

**Ralph Bergen**  
 Midwest Advertising  
 One Northfield Plaza, Suite 300  
 Northfield, IL 60093-1214  
 1-708-446-1444  
 Fax 1-708-559-0562

### PACIFIC COAST

**Blake Murphy**  
 Pacific Advertising  
 Hutch Looney & Associates, Inc.  
 6310 San Vicente Blvd.  
 Suite 360  
 Los Angeles, CA 90048  
 1-213-931-3444  
 Fax 1-213-931-7309

### Electronic Shopper

**Joe Shere**  
 National Representative  
 P.O. Box 169  
 Idyllwild, CA 92549  
 1-909-659-9743  
 Fax 1-909-659-2469

## ADVERTISING INDEX


Electronics Now does not assume any responsibility for errors that may appear in the index below.

Free Information Number	Page	Free Information Number	Page
211	Accord . . . . . 109	126	Interactive Image Technologies . 13
212	Ace Communications . . . . . 122	—	Intronics, Inc. . . . . 153
—	Active Micro . . . . . 161	—	ISCET . . . . . 79
145	Advantage Instruments . . 150, 151	299	Island LogiX Inc. . . . . 149
—	Agrelo Engineering . . . . . 149	—	J&K Microtek, Inc. . . . . 140
—	Akizuki Denshi Tsusho Ltd. . . . 20	300	Jensen Tools . . . . . 163
213	Alfa Electronics . . . . . 124	—	John Bell . . . . . 128
214	All Electronics . . . . . 94	249	Kelvin Electronics . . . . . 145
—	Allen Engineering . . . . . 110	—	M&G Electronics . . . . . 148
320	Allison Technology . . . . . 102	136	M.D. Electronics (Everquest) . . 163
215	Alltronics . . . . . 117	—	Mainstar Industries Ltd. . . . . 23
—	AlphaLab . . . . . 126	336	Mark V Electronics . . . . . 127
—	AM Research . . . . . 120	175	MCM Electronics . . . . . 139
315	AMC Sales . . . . . 144	251	Mendelson Electronics Surplus . 153
144	American Eagle Publications . . 163	—	Mental Automation . . . . . 132
—	Andromeda . . . . . 106	252	Meredith Instruments . . . . . 108
284	Basic Electrical Supply . . . . . 138	332	Micro 2000 . . . . . 137
283	Beige Bag . . . . . 155	330	Micro Code Eng. . . . . 101
285	Bel-Merit . . . . . 133	—	Micro Video Products . . . . . 152
181	Best Proto . . . . . 28	147	Microtech . . . . . 110
219	BG Micro . . . . . 146	—	Midwest Laser Products . . . . . 152
—	Black Feather . . . . . 140	177	Mini-Circuits . . . . . CV4
—	Bsoft Software, Inc. . . . . 116	254	Ming Engineering . . . . . 135
335	C&S Sales, Inc. . . . . 104	183	Mission Technology Inc. . . . . 29
—	Cable Warehouse . . . 138, 152, 161	—	Modern Electronics . . . . . 144
—	Capital Electronics . . . . . 118	—	Monto-tronics Inc. . . . . 144
286	Cellsoft . . . . . 132	—	Motron Electronics . . . . . 152
—	Cellular Masters . . . . . 112	—	Mouser Electronics . . . . . 112
293	CGC . . . . . 134	—	MWK Industries . . . . . 138
—	CLAGGK, Inc. . . . . 10, 14, 91	—	National Cable Brokers . . . . . 157
—	Cleveland Inst. of Electronics 7, 19	182	National Electronic Wholesalers 25
—	Command Productions . . . 20, 102	257	Needham Electronics . . . . . 136
334	Computer Monitor Maint. . . . . 157	—	Northeast Micro . . . . . 161
226	Consumertronics . . . . . 141	—	NRI Schools . . . . . 53
333	Conway Engineering Inc. . . . . 111	—	Ohio Automation . . . . . 152
228	Cool Amp Conducto Lube . . . . . 96	180	Parallax . . . . . CV3
—	Creative Micro Electronics . . . . 147	262	Parts Express Inc. . . . . 114
—	Cybermation . . . . . 122	—	PC Boards . . . . . 108
234	Dalbani Electronics . . . . . 99	329	Prairie Digital . . . . . 130
235	Danbar Sales . . . . . 123	176	Protek . . . . . 23
—	Davilyn Corp. . . . . 134	328	R&R Electronic Supply . . . . . 116
232	DC Electronics . . . . . 119	—	R-4 Systems Inc. . . . . 106
230	Debco Electronics . . . . . 141	269	Sescom Inc. . . . . 120
—	Design Computation . . . . . 128	—	Show-Time . . . . . 153
—	EIA . . . . . 30	—	SECO . . . . . 25
—	E-Trace Instruments . . . . . 108	140	Sil Walker . . . . . 100
241	Electronic Goldmine . . . . . 103	270	Skyvision Inc. . . . . 113
242	Electronic Rainbow . . . . . 129	—	Software Systems Co. . . . . 126
—	Electronics Tech. Today . 5, 28, 158	327	Sun Equipment . . . . . 131
—	Emac Inc. . . . . 132	—	Tab Books . . . . . 1, 34
—	Fair Radio . . . . . 148	272	Tech Services . . . . . 106
121	Fluke Corporation . . . . . CV2	—	TECHMART . . . . . 122
288	Fotronic . . . . . 121	274	TECI . . . . . 112
—	Games Partners . . . . . 116	—	Test Equipment Sales . . . . . 161
243	Gateway Electronics . . . . . 155	275	Timeline . . . . . 165
289	Gateway Products . . . . . 100	326	Toronto Surplus & Scientific . . 142
—	Genoa Group . . . . . 161	325	Trisys . . . . . 130
—	Geo-Ban Engineering . . . . . 148	143	U.S. Cyberlab . . . . . 110
179	Goldstar . . . . . 15	—	U.S. Cyberlab . . . . . 120
—	Grantham College . . . . . 11	277	United Electronics Supply . . . . 136
298	Graymark International . . . . . 118	—	Universal Electronics, Inc. . . . . 134
—	Halcyon Group . . . . . 147	324	Visitect Inc. . . . . 128
290	Highlander (Gault) . . . . . 97	—	Weeder Technologies . . . . . 147
—	Home Automation . . . . . 161	331	Weka Publishing . . . . . 107
—	Howard Electronics . . . . . 153	323	Western Test Systems . . . . . 159
178	ICS Computer Training . . . . . 79	—	WPT Publications . . . . . 118
—	Index Publishing Group . . . . . 157	281	Xandi Electronics . . . . . 126
—	Information Unlimited . . . . . 98	—	Zagros Software . . . . . 153



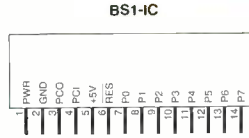

# BASIC STAMP MODULES<sup>®</sup>

## Stamp-sized modules run BASIC

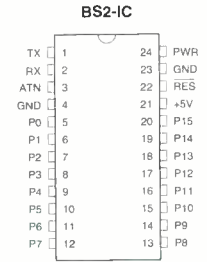



\* Carrier boards provide battery clips, prototyping area, programming connector, and reset button (BS1-IC carrier shown).

**BASIC Stamp I Module (BS1-IC)**  
 8 general-purpose I/O lines  
 256-byte program space (100 instructions)  
 4-MHz clock (2400 baud serial, etc.)  
**\$34, \$54 with carrier board\***



**BASIC Stamp II Module (BS2-IC)**  
 16 general-purpose I/O lines  
 2048-byte program space (600 instructions)  
 20-MHz clock (9600 baud serial, etc.)  
**\$49, \$69 with carrier board\***



These new BASIC Stamp modules are the latest in their class. They're perfect for numerous applications, from controlling factory sensors. They have 8 or 16 I/O lines, which can be used for a variety of digital and analog purposes. And like the original BASIC Stamp, these modules are programmed in BASIC. Our special "PBASIC" language includes familiar instructions, such as GOTO, FOR...NEXT, and IF...THEN, as well as SBC instructions for serial I/O, pulse measurement, and button debounce.

BASIC Stamp computers. They're perfect for numerous applications, from controlling factory sensors. They have 8 or 16 I/O lines, which can be used for a variety of digital and analog purposes. And like the original BASIC Stamp, these modules are programmed in BASIC. Our special "PBASIC" language includes familiar instructions, such as GOTO, FOR...NEXT, and IF...THEN, as well as SBC instructions for serial I/O, pulse measurement, and button debounce.

The BASIC Stamp Programming Package contains everything you need to program Stamps using your PC. The package includes our editor software, programming cables, manuals, application notes, and free technical support. The package is available for \$99; Stamps must be purchased separately.

# PIC16/17Cxx DEVELOPMENT TOOLS<sup>®</sup>

## New prices make development affordable

### NETSURF OVER TO PARALLAX

We're now available on Internet, so you can contact us more easily than before!


Send email to [info@parallaxinc.com](mailto:info@parallaxinc.com)  
 Ftp to <ftp.parallaxinc.com>  
 Browse at <http://www.parallaxinc.com>



**ClearView<sup>™</sup> In-Circuit Emulators**  
 20-MHz in-circuit debugging for PIC16C5x/64/71/84/...  
 Set breakpoints, step through code, and modify registers.  
 Friendly DOS and Windows software.  
**\$599 each!** (separate units for "5x" and "xx" PICs)



**PIC16Cxx Programmer**  
 Programmer for PIC16C5x/64/71/74/84/...  
 Docs on disk; user-supplied cables\* • **\$99**  
 Printed manuals; cables; power supply • **\$199**




3805 Atherton Road, #102 • Rocklin, CA 95765 • USA  
 (916) 624-8333 • Fax: 624-8003 • BBS: 624-7101 • Internet: [parallaxinc.com](http://parallaxinc.com)

ClearView is a trademark and BASIC Stamp & the Parallax logo are registered trademarks of Parallax, Inc. • PIC is a registered trademark of Microchip Technology, Inc. Features and prices subject to change without notice. • Prices are U.S. prices only, prices in other countries may vary. \* Programmer "Hobbyist Pack" requires MS Windows for printing docs.

0395A

CIRCLE 180 ON FREE INFORMATION CARD

# VOLTAGE CONTROLLED OSCILLATORS



**25 to 1025 MHz (+7dBm output) From \$11<sup>95</sup>** (5-49)

It's a fact! With Mini-Circuits new POS family of shielded, laser sealed voltage controlled oscillators, you pay less but get more... top notch quality, superior performance and value pricing.

Features include wide-band models with near octave bandwidth and linear tuning. Low SSB phase noise characterized at 100Hz to 1MHz offsets. Excellent harmonic suppression, typically more than 25dB. RF power output typically +7dBm, excellent for driving level 7 mixers. Miniature size, only 0.4 X 0.8 inch board space. Hermetically sealed and ruggedly constructed for tough environments. Best of all, Mini-Circuits high performance, highly reliable VCO's can be yours at value prices starting at only \$11.95 each (qty.5-49). To order from stock, call Mini-Circuits today.

**Mini-Circuits...we're redefining what VALUE is all about!**

#### DESIGNER'S KITS:

K-POS1 \$124.95 (contains 1ea. all models).

K-POS2 \$79.95(contains 1ea. all models except POS-75,-150,-300).

Model No.	Freq. Range (MHz) Min.	Phase Noise (dBc/Hz) SSB @10kHz Typ.	Harmonics (dBc) Typ.	Power 12V DC Current mA	Price (Qty.5-49) \$ ea.
POS-50	25-50	-110	-19	17	11.95
POS-75	37.5-75	-110	-27	17	11.95
POS-100	50-100	-107	-23	18	11.95
POS-150	75-150	-103	-23	18	11.95
POS-200	100-200	-102	-24	18	11.95
POS-300	150-280	-100	-30	18	13.95
POS-400	200-380	-98	-28	18	13.95
POS-535	300-525	-93	-26	18	13.95
POS-765	485-765	-85	-21	22	14.95
POS-1025	685-1025	-84	-23	22	16.95

Notes: Tuning voltage 1 to 16V required to cover freq. range. Operating temperature range: -55°C to +85°C.

## Mini-Circuits®

P.O. Box 350166, Brooklyn, New York 11235-0003 (718) 934-4500 Fax (718) 332-4661

For detailed specs on all Mini-Circuits products refer to • THOMAS REGISTER • MICROWAVE PRODUCT DATA DIRECTORY • EEM • MINI-CIRCUITS' 740- pg. HANDBOOK.

**CUSTOM PRODUCT NEEDS...Let Our Experience Work For You.**

CIRCLE 177 ON FREE INFORMATION CARD

F 195 Rev A