

January 1995

Electronics

Combined with
**Radio
Electronics®**

NOW®

Signal Theft

How big a problem is it?

**Programmable
Sinewave Generator**
Control it from your PC


Build A Chip Tester
Simple, passive IC tester makes
troubleshooting a breeze!

**Remote Control
Problems?**
Interference might be
causing erratic operation

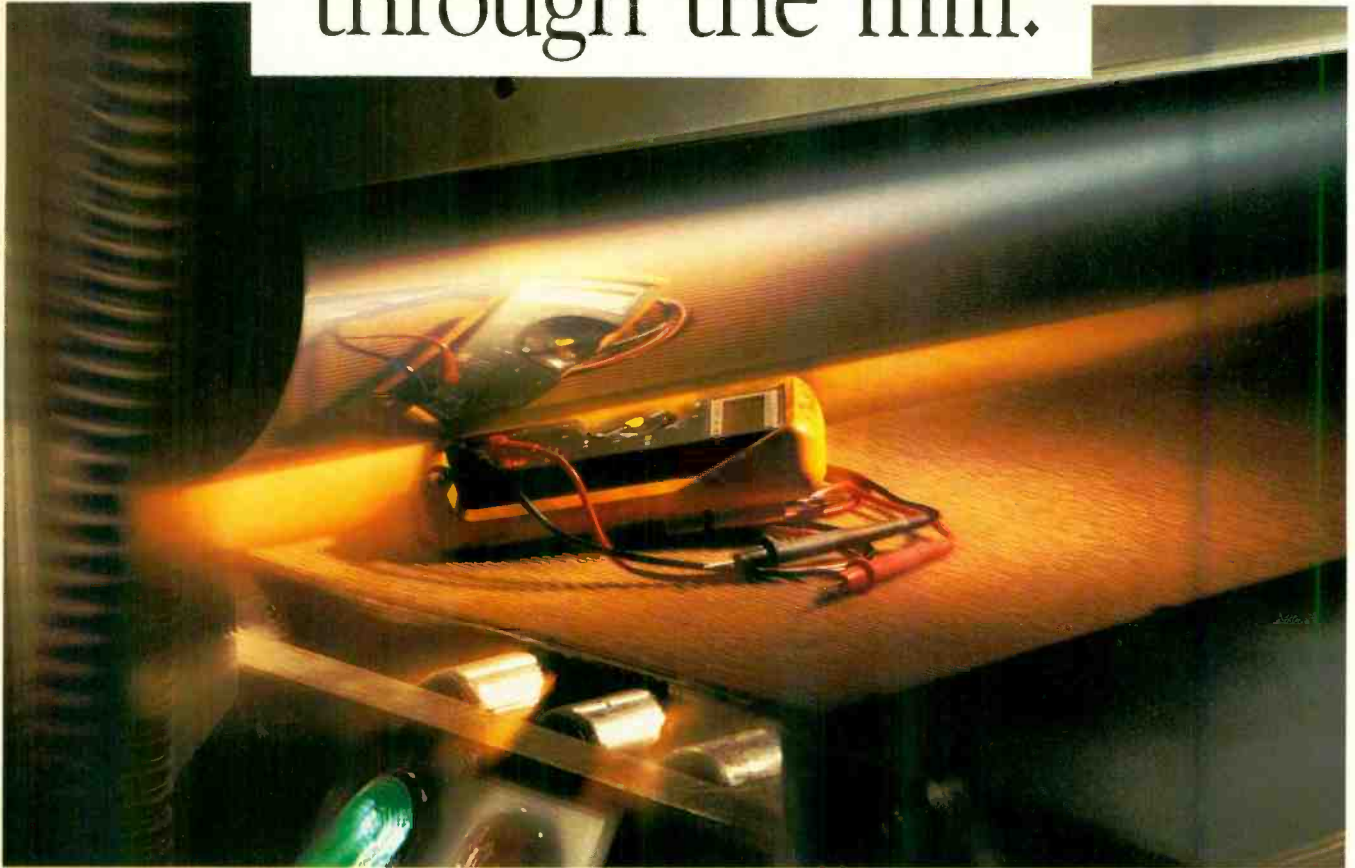
**Isolation
Transformer**
A must-have tool for
any workbench

\$3.50 U.S.
\$3.95 CAN.

A
GERNSBACK
PUBLICATION



Fluke meters have *really* been through the mill.



Fluke meters can hold up to tons of pressure. True story: While troubleshooting carpet cutting equipment, a technician accidentally leaves a Fluke 77 Meter on the belt. The operator flips a switch. The meter gets hammered between two bouncing, 100 lb. pressure rollers. They stop the machine, remove the meter, peel off the rubber holster, and guess what? The meter still works. Now that's a case of rugged reliability that adds years to a meter's life. And keeps dollars in your pocket. Fact is, all Fluke meters are designed, built and tested to pass strict environmental, mechanical, and electrical



Send *your* amazing Fluke survival story to the address below and we'll send you a *free* meter case.

standards. We test every rotary knob, keypad, and switch to withstand several lifetimes of wear and tear. We put them through tough HAST* testing for survival against drops, vibration, baking heat and freezing cold. The result is a meter that's impressive outside. And inside. Fluke builds in superior calibration, stability and guaranteed accuracy so you can meet your goals for product quality. If you ever need help, simply call Fluke

technical/application support. For more product information, see your Fluke distributor today. Or call **1-800-59-FLUKE** for a direct connection to a distributor near you.

*Highly Aggressive Stress Testing

For technical or application support call 1-800-44-FLUKE.
© 1994 Fluke Corporation. P.O. Box 9090, M/S 250E. Everett, WA.
USA 98206-9090. Canada (905) 890-7600.
Europe (31 40) 644200. Other Countries (206) 356-5500.
All rights reserved. Ad No. 00621

CIRCLE 121 ON FREE INFORMATION CARD

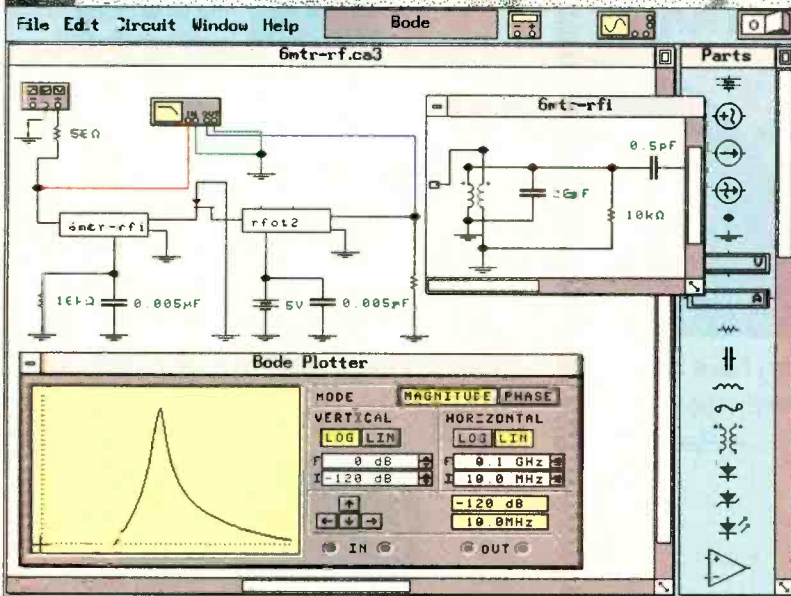

Serious Tools for Serious Work

FLUKE®

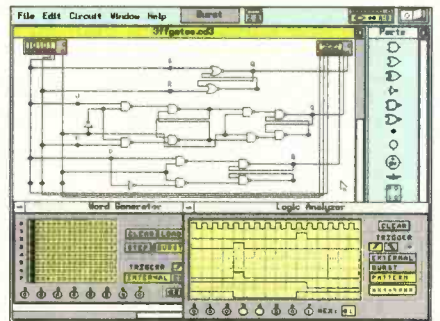
“Design work is faster and cheaper with Electronics Workbench.”

Mark Weaver
Production Engineer Technician
Colorado Memory Systems/HP

Electronics Workbench is a highly productive bench where you design and verify circuits in a fraction of the time. Connections are always perfect. Wires route themselves. And the simulated components and test instruments work just like the real thing.




Analog Module: Tuning an RF front end.



Digital Module: Analyzing a logic circuit.

It's faster than building with actual components because you change connections and component values instantly. And since the simulated components are free, you don't need to replace burnt-out parts or keep an extensive inventory. The result: You save precious time and money. Guaranteed!*

The standard for simplicity and power for over six years, Electronics Workbench is the most popular tool of its kind. It has gained worldwide acclaim as the ideal complement to any test bench. **Fact:** Over 90% of our customers recommend it to their friends and colleagues.



Electronics Workbench[®]

The electronics lab in a computer[™]

Call: 800 263-5552

Just \$299*
For DOS, Windows or Mac Version.

INTERACTIVE IMAGE TECHNOLOGIES LTD.
908 Niagara Falls Blvd. #068, North Tonawanda, NY 14120-2060
Telephone: (416) 361-0333 FAX: (416) 368-5799

*30-day money-back guarantee.

Prices in U.S. dollars, shipping \$15. Offer valid in U.S. and Canada only.
All trademarks are the property of their respective owners.



CIRCLE 126 ON FREE INFORMATION CARD

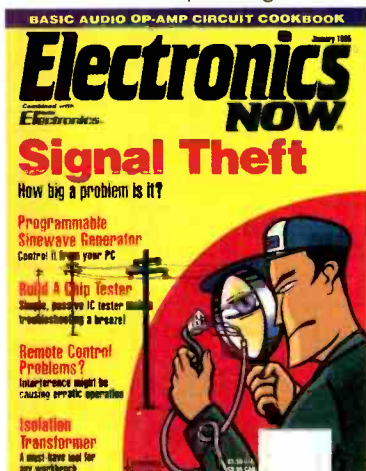
CONTENTS

JANUARY 1995

ON THE COVER**35 BUILD THE RETRO-REMOTE**

Signal theft has been around ever since signal scrambling was introduced. Today, the cable industry estimates that it loses more than \$4 billion to signal pirates each year. More serious than an individual pirating a cable signal are the commercial establishments who redistribute programming to others for a fee, and cable company employees who do their part to make a quick buck. As the cable and satellite-TV industries prepare for new, interactive technologies, they have become increasingly aggressive in trying to thwart the pirates.

— Paul Paradise

**BUILD THIS****40 CHIP TESTER**

This inexpensive IC tester is easy to build, and yet quite versatile. — Mark Hanslip

**43 PROGRAMMABLE SINEWAVE GENERATOR**

Generate sinewaves on the fly with this circuit and a PC or single-board computer. — Ronald J. Portugal

63 ISOLATION TRANSFORMER

Isolate yourself from the AC line when you service electronic equipment. — Doyle Whisenant

**68 POWER CONTROLLER**

Use a 68705 microcontroller to control eight channels of 120-volt AC power. — Richard L. Roane



As a service to readers, ELECTRONICS NOW publishes available plans or information relating to newsworthy products, techniques and scientific and technological developments. Because of possible variances in the quality and condition of materials and workmanship used by readers, ELECTRONICS NOW disclaims any responsibility for the safe and proper functioning of reader-built projects based upon or from plans or information published in this magazine.

Since some of the equipment and circuitry in ELECTRONICS NOW may relate to or be covered by U.S. patents, ELECTRONICS NOW disclaims any liability for the infringement of such patents by the making, using, or selling of any such equipment or circuitry, and suggests that anyone interested in such projects consult a patent attorney.

ELECTRONICS NOW, (ISSN 1067-9294) January 1995. Published monthly by Gernsback Publications, Inc., 500-B Bi-County Boulevard, Farmingdale, NY 11735. Second-Class Postage paid at Farmingdale, NY and additional mailing offices. Canada Post IPM Agreement No. 334103, authorized at Mississauga, Canada. One-year subscription rate U.S.A. and possessions \$19.97. Canada \$27.79 (includes G.S.T. Canadian Goods and Services Tax, Registration No. R125166280), all other countries \$28.97. All subscription orders payable in U.S.A. funds only, via international postal money order or check drawn on a U.S.A. bank. Single copies \$3.50. © 1995 by Gernsback Publications, Inc. All rights reserved. Printed in U.S.A.

POSTMASTER: Please send address changes to ELECTRONICS NOW, Subscription Dept., Box 55115, Boulder, CO 80321-5115.

A stamped self-address envelope must accompany all submitted manuscripts and/or artwork or photographs if their return is desired should they be rejected. We disclaim any responsibility for the loss or damage of manuscripts and/or artwork or photographs while in our possession or otherwise.

TECHNOLOGY

53 PHANTOM OF THE ETHER
The new energy-saving fluorescent bulbs save money on electric bills, but they can cause problems with remote controls. — *Tom Heald*



58 OPERATIONAL AMPLIFIERS
Learn how to design op-amp circuits. — *Ray Marston*

DEPARTMENTS

6 VIDEO NEWS
What's new in this fast-changing field. — *David Lachenbruch*

15 EQUIPMENT REPORT
Allison Technology O-Scope I PC Oscilloscope Module.

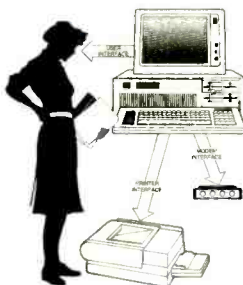


27 COMPUTER CONNECTIONS
What is user-interface design? — *Jeff Holtzman*

77 HARDWARE HACKER
Halogen cycle mysteries, programmable interconnects, and more. — *Don Lancaster*

85 AUDIO UPDATE
Service with a smile. — *Larry Klein*

87 DRAWING BOARD
Converting sparks per second to engine RPM. — *Robert Grossblatt*



AND MORE

4 WHAT'S NEWS

8 Q&A

10 LETTERS

20 NEW PRODUCTS

25 NEW LITERATURE

73 1994 ANNUAL INDEX

91 BUYER'S MART

94 ADVERTISING SALES OFFICES

94 ADVERTISING INDEX

Electronics NOW

Hugo Gernsback (1884-1967) founder

LARRY STECKLER, EHF, CET,
Editor-in-chief and publisher

EDITORIAL DEPARTMENT

BRIAN C. FENTON, editor
MARC SPIWAK, associate editor
NEIL SCLATER, associate editor
TERI SCADUTO, assistant editor
JEFFREY K. HOLTZMAN
computer editor
ROBERT GROSSBLATT, circuits editor
LARRY KLEIN, audio editor
DAVID LACHENBRUCH
contributing editor
DON LANCASTER
contributing editor
EVELYN ROSE, editorial assistant

ART DEPARTMENT

ANDRE DUZANT, art director
RUSSELL C. TRUELSON, illustrator

PRODUCTION DEPARTMENT

RUBY M. YEE, production director
KAREN S. BROWN
advertising production
KATHRYN R. CAMPBELL
production assistant

CIRCULATION DEPARTMENT

JACQUELINE P. CHEESEBORO
circulation director
WENDY ALANKO
circulation analyst
THERESA LOMBARDO
circulation assistant
MICHELE TORRILLO
reprint bookstore

Typography by Mates Graphics
Cover design by David Loewy
Photography by Earl Rippling

Electronics Now is indexed in *Applied Science & Technology Index*, and *Readers Guide to Periodical Literature*, *Academic Abstracts*, and *Magazine Article Summaries*.

Microfilm & Microfiche editions are available. Contact circulation department for details.

Advertising Sales Offices listed on page 94.

Electronics Now Executive and Administrative Offices
1-516-293-3000.

Subscriber Customer Service:
1-800-288-0652.

Order Entry for New Subscribers:
1-800-999-7139.



Audit Bureau
of Circulations
Member



WHAT'S NEWS

A review of the latest happenings in electronics.

AMD to offer Pentium Processors

Advanced Micro Devices Inc. (AMD) intends to go head-to-head with Intel Corporation again over a new generation of microprocessors. It recently announced that it expects to begin volume production of Pentium-like MPU chips by the middle of the year. AMD, which already makes functional equivalents of Intel's 486 MPU, said its new K5 device was twice as fast as Intel's Pentium and would be compatible with Windows software from Microsoft Corporation.

1994 National Medal of Technology winners

Four persons and two companies received the 1994 National Medal of Technology in recognition of their contributions to America's technical innovation and economic competitiveness. The Presidential Awards were granted by Commerce Secretary Ronald H. Brown to Amgen (Thousand Oaks, CA), Corning, Inc. (Corning, NY), Joel S. Engel (Amertech Corp), Richard H. Frenkiel (AT&T Consumer Products), H. Joseph Gerber (Gerber Scientific), and Irwin M. Jacobs (Qualcomm).

Amgen, the world's largest biotech firm, was granted a medal for its development of innovative medications for critically ill patients based on cellular and molecular biology. Amgen scientists discovered and introduced genetically engineered human erythropoietin, or Epogen, a protein essential to the maturation of oxygen-carrying red blood cells.

Epogen, for treating anemia in kidney dialysis patients, has virtually eliminated the patient's need for blood transfusions. Another Amgen-developed product is Neupogen, a recombinant protein that stimulates the production of infection-fighting white blood cells. Neupogen decreases possible infection associated with chemotherapy.

Corning, well known for its glass

products, was honored for its technical innovations over the past 125 years. A Corning glass envelope enclosed Edison's first incandescent light bulb and fiber optic cables from the company are now replacing copper wires in telephony and communication. Corning has also participated in such scientific activities as providing the windows for America's space shuttle, mirrors for giant telescopes, and ceramic filters for pollution control.

Joel Engel and Richard Frenkiel were jointly honored for their fundamental contributions to the theory, design, and distribution of cellular mobile communications systems. Their work led to important advances in local area networks as well as worldwide communications based on satellites.

Joseph Gerber's medal was for past and on-going invention, development, and commercialization of efficient, cost-effective automated manufacturing systems. He holds 600 patents, and his inventions have had a significant impact on electronics, cartography, ship building, and the apparel, aircraft, automotive, and optical industries.

Irwin Jacobs was honored for his contributions to the field of digital wireless communications and for his development of code-division multiple access (CDMA), a U.S. standard for cellular digital communications. He and his colleagues developed a television signal scrambling system, as well as innovations that will improve the next generation of cellular telephones and personal computers. Mr. Jacobs also developed a data-transmission and vehicle location system based on satellites for the trucking and shipping industries.

Commerce Secretary Brown declared, "Their achievements have contributed to U.S. economic prosperity and job creation while benefiting millions of people at home and around the globe. The dedication, energy, and unique creativity of

each honoree should serve to inspire and motivate all Americans. Each medalist deserves special recognition as models for the new American economy."

More advanced semiconductor IC plants

The Fujitsu-Advanced Micro Device (AMD) joint venture (FASL) has opened a factory for the production of flash memories in Japan. The memory devices will be fabricated with 0.5-micron design rules.

FASL expects that the \$750-million plant, at full production, will produce more than 5000 eight-inch silicon wafers weekly. The 280,000-square foot plant is expected to employ somewhere around 400 people when it is fully operational.


In a related announcement, Micron Technology said that it would spend \$1.3 billion to build a new 200-acre manufacturing plant, probably at Boise, Idaho, where the company is now based. The largest expansion ever, the plant would double the company's manufacturing capacity. Construction of the new plant is expected to begin in the first quarter of 1995 and it is expected to employ 3500 people when it is complete.

Wavetek to Acquire a Schlumberger Division

Wavetek Corp. has agreed to acquire the worldwide assets of the Schlumberger Communications Test Division (CTD). These include both the Radio Communications Test Equipment Business located in Germany and the Telecommunications Test Equipment business located in France.

CTD developed the first modular test set capable of testing all kinds of radio communications systems. It now builds test equipment for video transmission, data communication, and fiberoptic networks. Schlumberger will retain a minority interest in the business.

(Continued on page 16)



\$100
 Cash back on any
 TekMeter. See your
 distributor today!
 Offer expires December 31, 1994



TekMeter™ can show you the answer before you even know the question.

TekMeter™ is the new handheld instrument from Tektronix that combines the functions of a DMM and an oscilloscope. It's practically "auto everything" which in the service business means you'll get the answers you need faster than ever before.

It's easy. Just connect the probes. TekMeter finds the signal then makes the correct scope or DMM settings to display voltage, current or waveforms in the most meaningful way. What's more, your hands

remain free to probe more accurately and safely. Especially in small places.

Weighing barely 2 pounds, TekMeter includes a host of features like cursors and spike detect that improve your ability to maintain and troubleshoot a wide range of equipment. TekMeter can even capture incoming line voltage spikes and sags, measure voltage and current simultaneously, compute true power, and more. All automatically. For as little as \$875*



TekMeter is the answer you've been looking for. Contact your local authorized Tektronix distributor today, or call 800-426-2200, ext 299.



CHECK OUT THE ENTIRE TEKTOOLS™ LINE FOR ALL YOUR MEASUREMENT NEEDS.

*Suggested retail price, model THM 550 © Copyright 1994, Tektronix, Inc. All rights reserved. TekMeter, TekTools, and Tektronix are trademarks of Tektronix, Inc. DPW-244597-1

CIRCLE 92 ON FREE INFORMATION CARD



VIDEO NEWS


What's new in the fast-changing video industry.

DAVID LACHENBRUCH

• **Network indexer.** ABC will make it easier to index your videotapes, according to current plans. The network has agreed to broadcast "Index Plus" information during the vertical blanking interval (VBI) of its broadcasts. The data that its affiliated stations will send out will trigger specially equipped VCRs to record its programs and make a record of the programs recorded, which can be displayed on-screen. For subsequent viewing, the VCR owner can select any program from an on-screen directory and push a remote-control button. Presto—the VCR advances to the proper point and begins playback. The system also makes it possible to display a list of programs with a guide showing the volume number of the cassette on which each is recorded.

The information transmitted by ABC will be on the "extended data service" (EDS) portion of the VBI—which actually is filed number 2 of the closed-caption line, number 21. The system also will provide continuous program information—the name of the program, a brief description, and time remaining—as an aid to channel surfers. Whether or not to transmit that information is up to ABC's affiliated stations. Index Plus was invented by Gemstar Development Corporation, the company responsible for the highly successful VCR Plus+ recording system. The only known previous use of the EDS line is its employment by PBS affiliates to set the clocks on three current-model Sony VCRs (*Electronics Now*, August 1994).

• **Hollywood likes DVD.** Seven major movie studios have formed an "ad hoc advisory group" on the digital video disc (DVD), the upcoming medium designed to record 135 minutes of high-resolution video on a single five-inch disc. Columbia Pictures, Disney, MCA/Universal, MGM, Viacom, Paramount, and



TELECONFERENCING TAKES ON NEW MEANING with Sharp's Viewcamteleport, which allows the transmission of full-color still video images over ordinary phone lines.

Warner Brothers said that their goal in forming the group was "to encourage public and industry discussion" of the new medium.

The group listed six major goals for DVD: (1) It must accommodate a full-length movie on a single disc. (2) Picture quality should be "ideally superior" to that of "current high-end consumer video playback systems," presumably a reference to laserdisc. (3) Audio should be compatible with surround sound and other high-quality systems. (4) It should be able to accommodate three to five different languages on the same disc. (5) Some form of "copy protection" is a must. (6) A parental-lockout system should be built in or, alternatively, the disc should be able to accommodate two versions of the same program.

At our press time, two major systems appeared to be vying for industry standardization. Sony and Phillips are collaborating on one system, whose disc physically appears identical to a standard audio CD and actually has one-way com-

patibility with audio CD in that DVD players will be able to play audio CDs. The other system is being promoted by an alliance of Toshiba and Time Warner. That system, according to some reports, is the same size as an audio CD but has two sections laminated together (although it's a single-sided disc).

Both the hardware and the software industries are anxious to field a single standard system to avoid a duplication of the Beta-VHS confusion. The advantages of the DVD system presumably include substantial core savings in replication and shipping because of low material use and light weight, higher picture quality—presumably including the ability to display widescreen movies in full width and resolution—and better audio than existing systems.

• **Recordable digital discs.** While the electronics world awaits definitive word on the specifications for digital video discs, TDK an-

Continued on page 34

How to get surround sound without buying the theater...

Chase Technologies brings you an amazing new patent pending surround sound decoder that turns your stereo into a five-channel home theater.

By Charles Anton

As much as I love renting videos, it's just not the same as seeing a movie in a theater. I remember the first time I saw *Jurassic Park*—I nearly jumped out of my seat when the dinosaurs roared. One of the reasons movies seem so real is because surround sound makes it seem like you're actually there when events are happening. Now there's an incredible new device that lets you use a stereo receiver to get that same surround sound in your home.

It takes more than five speakers to get surround sound; there needs to be a way of separating the signals. The new Chase Technologies HTS-1 decoder does just that, and in a revolutionary way that rivals the best Dolby Pro-Logic and THX systems.

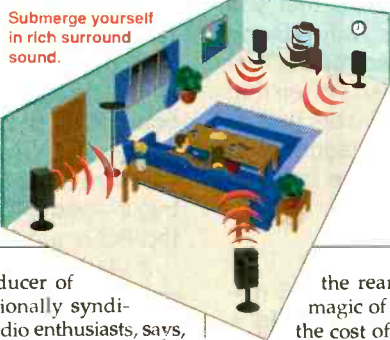
Wins over critics. In the September '94 issue of "High Performance Review," noted audio critic Daniel Kumin said "the HTS-1 can do quite a job of recreating a 3D theatrical experience...surround effects emanated with satisfying fullness...sound was clean at any level...with quite involving and natural sound ambience." Plus, John Sunier, the leading authority on surround sound and producer of *Audiophile Audition*, a nationally syndicated radio program for audio enthusiasts, says,

The secret of surround sound

Surround sound has become the rage of the 90's because it adds depth and realism to stereo sound, giving you the home theater experience. It makes you feel like you're actually at a concert or theater. To "fill a room" with surround sound, you need more than two channels. The HTS-1 provides five channels of sound from any two-channel stereo source.

Free center channel. By connecting your VCR or laserdisc player to your TV, you get sound from your TV speaker; this acts as the fifth or "center channel."

Upgradeable. The new HTS-1 gives you the ability to upgrade by adding the "Dialog" powered center channel speaker (instead of using your TV speaker.) The decoder can also feed an extra amp for the rear speakers if you want the ultimate in discreet five channel performance.



Submerge yourself in rich surround sound.

the rear, and you'll experience the magic of home theater at a fraction of the cost of all other systems.

"...the new Chase HTS-1, when used to decode the hidden ambience in all musical recordings, definitely outperforms all the Dolby and THX processors (which could cost you up to \$3,000)...I am impressed!"

Passive circuit. Last year, audio industry veteran and Chase president Bob Rapoport invented a new five-channel "passive" circuit for decoding every surround sound encoded movie available. This new decoder can be used with two, three, four, or five channels of amplification, making it the most cost effective method for upgrading an existing stereo system to full home theater performance on the market today.

Breakthrough. The HTS-1 is able to decode the *Dolby Surround™* signals in a stereo, videotape or laserdisc because the spatial and depth cues have been matrixed into the "out-of-phase" L minus R portion of the program. By decoding passively, the HTS-1 avoids costly and noisy signal processing. Plus you don't need any extra amps! Just connect the HTS-1 to your existing stereo, add two speakers for



Easy installation. Hooking up the HTS-1 is easy—just connect the speaker outputs of your receiver or amp to the HTS-1, then connect speaker wire to the front and rear speakers. The rear channel speakers don't have to be big. We suggest the Chase ELF-1 in either black or white finish to match your decor.

Center Channel.

The "Dialog" powered center channel speaker is the perfect add-on for home theater. It keeps voices and sound effects centered on screen for stunning localization and clarity.



The ELF-1 rear channel speakers integrate perfectly with the HTS-1.

Risk-free home trial.

The best way to evaluate surround sound is in your home, not in a showroom. That's why we're offering this risk-free home trial. We're so sure that you'll be delighted with the quality of these products and the surround sound experience that we are giving you 30 days to try them for yourself. If they're not everything we say, return them for a complete "No Questions Asked" refund.



The Dialog powered center channel speaker is video shielded.

HTS-1 Home Theater Decoder.....\$99 \$10 S&H
Speakers designed by Chase for the HTS-1:

ELF-1 Rear Channel Speakers (pr).....\$99 \$10 S&H
DIALOG Center Channel Speaker.....\$75 \$8 S&H

Please mention promotional code 117-ET1105.

For fastest service call toll-free 24 hours a day

800-992-2966



To order by mail, send check or money order for the total amount including S&H (VA residents add 4.5% sales tax.) Or charge it to your credit card, enclosing your account number and expiration date.

CONTRAD INDUSTRIES

2820 Waterford Lake Drive Suite 106
Midlothian, Virginia 23113

AWARD-WINNING DESIGN



At the 1994 Summer Consumer Electronics show in Chicago, the HTS-1 won the Design and Engineering Award for being one of the best and most innovative new products of 1994. This award-winning design from Chase Technologies is a breakthrough for its ease of use, affordability and outstanding performance.



The new award-winning HTS-1 Decoder.

Write to Q & A, Electronics Now, 500-B Bi-County Blvd., Farmingdale, NY 11735

HOWLER SUBSTITUTE

I install a lot of office telephone systems, which often requires that I string a lot of cable. It takes a long time to make sure that I have the right wire going to the right frame positions. I was using a "howler" to trace lines, but mine stopped working and it turns out to be an expensive item to replace. Do you have some simple alternative that will do the same job and, if possible, provide several tones to allow me to test more than one wire pair at a time? That last requirement isn't absolutely necessary, but it would save me hours of running up and down the stairs.—A. Spiwak, San Francisco, CA.

Telephone line howlers are, for my money, too big, too expensive, too noisy, and eat batteries at an unacceptably high rate. For companies that are supposed to be on the cutting edge of technology, some of the equipment seems to be only one step away from steam-powered equipment.

Creating something that will help you trace cable is not only easy, but is also cheap, and the power requirements are so low that the batteries should last almost as long as their rated shelf life—maybe that's a bit of an exaggeration. The circuit shown in Fig. 1 is exactly what you need.

The LM3909 is a cheap, versatile IC. The circuit will produce a 1-kilohertz square wave with a peak-to-peak voltage equal to about 80% of the battery voltage. It will also work off a single 1.5-volt battery. Just about the only restriction here is that the circuit output should always see at least a 10K load. If that's a problem, you can do it with a single resistor.

The trimmer in the circuit adjusts the duty cycle of the square wave output. Shifting the duty cycle will change the sound of the tone. This will let two additional circuits pro-

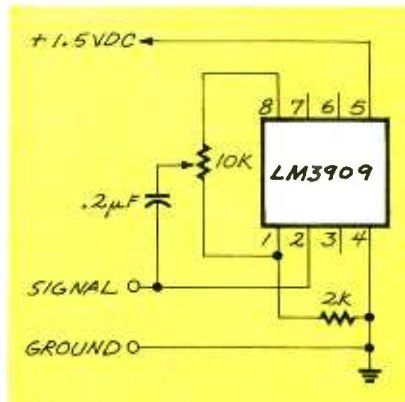


FIG. 1—THIS CABLE TRACER is inexpensive and the batteries last a long time.

duce uniquely different sounds and that will let you trace more than one pair of wires at a time.

This circuit is right from National Semiconductor's data book. It is so simple that you can put several of them in a single enclosure and have each produce a different frequency. While you could power all of them from a single battery, you might want to have a separate battery for each circuit. There's always a chance of having some signal leakage and crosstalk through the power supply and, even though critical audio isn't a concern with your job, it's so easy to avoid that you might as well do it anyway. Having separate batteries also means that they will last longer. It isn't often that a cheap alternative will work just as well as an expensive gadget. But when one does, it pays to take advantage.

ROBOT CONTROLLER

I recently bought an 8085 microprocessor trainer to build a controller for a robot. I don't understand the instruction set and haven't been able to program the microprocessor. I could build the controller with discreet logic but it wouldn't be as versatile. Do you have any ideas as to what I should do?—D. Vitez, Clinton, PA.

The old saying, "If you can't do

the time, don't do the crime" pretty much sums up the problem you have at the moment. There's no point in playing with microprocessor hardware unless you also make a commitment to the Great Software God as well—one is pretty much useless without the other.

The 8085 instruction set isn't all that complex, and it's fairly representative of microprocessor instruction sets in general. If you're having a hard time with this one, chances are you'll have a hard time with any of them. You might be having a hard time because the trainer programming environment isn't user friendly. It's a lot easier to develop software on a real computer than on a trainer.

Some microprocessors (such as the old 8052) have a BASIC interpreter built-in so software can be written in a dialect of BASIC. This makes it easier to write software because computer languages don't come much simpler than BASIC. 8052 BASIC (and newer versions) contains the usual BASIC commands plus special features for control applications.

Single board computers are also available that provide a programming environment similar to the one on a desktop. Software can be developed on a desktop computer and either downloaded into the single board RAM or burnt into an EPROM for testing. The secret to writing software is having some way to debug it—and 640K of RAM in a desktop PC is a good place to do that.

If you're locked into the idea of using a microprocessor to control your robot—which is the best way to go—there's no way to get around the software. Contact some microprocessor manufacturers (such as Intel and Motorola) and find out what chips are best suited for your application. A microprocessor designed specifically for control applications is going to be easier to use than one that's not.

Continued on page 12

The Four-Year Electronics Degree Program That Really Hits Home!

Bring The Technology Home With A Bachelor Of Electronics Engineering Degree. No Hassles. No High Cost!



Now's the time to prepare for a profitable career.

We've lowered the cost of higher education.

It's true! You can earn a four-year Bachelor of Electronics Engineering Technology degree today ... and prepare yourself for a high-paying electronics career ... without quitting your job or ever leaving your home. Because World College, an affiliate of the Cleveland Institute of Electronics, offers you the total flexibility of independent study programs proven effective for people like you who truly want to succeed! World College independent study lessons help you build valuable skills

**Mail/Fax Today
or Call
1-800-696-7532**

step-by-step, and expert instructors are personally available to you with a toll-free call. What a way to earn an education!

A world of opportunity.

Where is your career headed? With a four-year bachelor's degree from World College, you call the shots, choosing from incredible, high-paying opportunities in electronics, telecommunications, computer, electrical power, and many other growing fields.

World College gives you the skills, the knowledge, the power to take advantage of your best opportunity in electronics. And you can do it all at your own pace!

Without leaving home.

World College continually works to provide its students with the most advanced education tools. From the latest equipment and reference books to breakthrough computer-simulated experiments, students are exposed to the latest technological advancements.

All the equipment, parts, and software you need are included in your affordable tuition, including more than 300 hands-on lab experiments you can complete in your home.

Choose your own pace.

Earn your bachelor's degree on your time — and at your pace — because you pay tuition to World College only as you complete the upper-level semesters close to graduation. The faster you make it through, the less you pay. So you have an incentive to make your future happen quickly — yet the freedom to choose your own pace!

Send today for your FREE course catalog — and give yourself that future you've always wanted — with an electronics degree education from World College.



Take charge of your future in electronics.

Four Powerful Reasons To Connect With World College Today:

- 1. Earn your four-year degree!**
- 2. Self-paced training!**
- 3. Independent study in your home!**
- 4. Expert instruction!**

Give Me The Power!

Send me a FREE World College course catalog today!



(Please Print Neatly)

Name _____

Address _____

City _____

State, Zip _____

Phone () _____

Age _____

**For faster service, call
1-800-696-7532,
or call
1-804-464-4600.
Or fax this coupon to
1-804-464-3687.**



Lake Shores Plaza
5193 Drive, Suite 113
Virginia Beach, VA 23455-2500



Affiliated with
Cleveland Institute of Electronics
WAE17

LETTERS

Write to Letters, *Electronics Now*, 500-B Bi-County Blvd., Farmingdale, NY 11735

CERTIFICATION PROGRAM

The Mobile Electronic Certification Program (MECP) is the only industry-wide, nationally recognized testing program available for installers of 12-volt battery-powered electronics equipment. The program is intended to improve the quality of installations of those products which leads to a decrease in product returns and an increase in customer confidence.

The MECP will be administering tests at various locations across the country in the first three months of 1995. In January they will be given in Indianapolis (January 5), Las Vegas (during the Winter Consumer Electronics Show, January 8), Denver (January 12), San Diego (January 19), and New Orleans (January 26).

The tests will be held in Dallas/Fort Worth on February 2, Fresno on February 9, St. Louis on February 16, and Pittsburgh on February 23. In March, tests will be administered in Omaha (March 2), White Plains, NY (March 9), Minneapolis (March 16), and Madison, WI (March 23).

Registration deadlines are two weeks before the test dates. For more information on test locations, study guides, and cost, contact:

MOBILE ELECTRONICS CERTIFICATION PROGRAM
2512 Artesia Boulevard
Redondo Beach, CA 90278
Phone: 310-376-8458
Fax: 310-798-4598

TRANSFORMER TEST

I just received the November, 1994, issue of *Electronics Now*. As usual, I found most of the material quite interesting, especially "The TextGrabber," "The Frequency Doubler," the Tesla coil article, and "All About Phase-Locked Loops." However, I have five comments on "Simple Test for Transformers."

First, the value of the transformer secondary voltage was given as 6.8 volts—twice in the text and once on the circuit diagram. The standard

voltage for transformers is 6.3 volts and multiples of that value (e.g., 12.6 and 25.2). The 6.8 value is a standard for resistor ohms.

Second, 6.3-volt transformers might be hard to find (Mouser Electronics lists several). Any transformer voltage near 6 volts can be used (I found a 5.6-volt unit that worked). By contrast, 12.6-volt center-tapped transformers are available widely; connect one wire to the center tap and the second wire to the end terminal.

Third, a shorted transformer, connected as shown, will overload the transformer in the tester. I think a resistor should be connected between the top terminal of the 6.3-volt secondary and the top terminal of the AC voltmeter. That would also give a larger voltage drop if there were a shorted turn on the transformer under test. However, there would be a very small drop across the resistor if the transformer is good.

I would choose the resistor that would limit the current to the transformer's current rating. For a 6.3-volt, 1-ampere transformer, it would be a 6.2- or 6.8-ohm, 10-watt resistor; for a 6.3-volt, 0.2-ampere transformer, it would be a 33-ohm, 2-watt resistor.

Fourth, there is a possible safety hazard in the project. If another 6.3-volt transformer is being tested, and the secondary winding is connected to the test circuit, nearly 120 volts would appear on the unconnected primary leads of the transformer under tested, if it is a good unit. To avoid this hazard, first measure the resistance of the windings of the suspect transformer with an ohmmeter, and then connect only the winding with the highest resistance to the test circuit.

Fifth, many of the items pictured in the photograph accompanying the article cannot be tested with this circuit. In the last paragraph of the article, the word "chokes" should have been "iron-core chokes and

larger ferrite-core chokes and coils." At 60 Hz, the reactance of a 100-MHz coil is about 36 ohms, and many of the coils in the photo look much smaller than those suitable for 100-MHz operation. If the test frequency were higher, smaller coils could be tested.

As a result of reading this article, I now have some ideas for a simple circuit operating at 2000 to 3000 Hz with an audible as well as a metered output. I plan to get to work on this project soon.

BILL STILES, CET
Hillsboro, MO

MORE ON TRANSFORMERS

I have been reading *Radio Electronics* and *Electronics Now* since the 1970's, and I have enjoyed learning and gaining ideas from your magazine—especially from authors like Don Lancaster. The magazine seems to have a good balance between simple and complex articles and projects. I believe that many newcomers to electronics can learn from the simpler articles—if the technical information in them is accurate and complete.

That is not the case with "A Simple Test for Transformers" (*Electronics Now*, November 1994). The article did not point out some shortcomings and hazards that are involved in the test method presented.

The inductive reactance of a coil winding depends on the number of turns and the core material. For example, an air-core winding would not have sufficient reactance at 60 Hz for the test to be valid. A good coil would appear as a short circuit, and its windings, which would only represent a low resistance, could burn out if high current were applied. The test method in the article is suitable only for low-frequency, iron-core transformers.

I measured the short-circuit output current of a 6.3-volt, 600-milliampere transformer. I obtained a reading in excess of 2.5 amperes.

Measure It All!

The DMM/LCR Meter/ Frequency Counter. All in One.

If a 10-kilohm, 2-watt, flameproof resistor is wired in series with the primary winding of the 6.3-volt transformer, the secondary short-circuit current is reduced to a safe value of less than 200 milliamperes.

It is important to point out that when testing a step-down transformer's secondary winding, an unexpected high voltage—which would constitute a shock hazard—can appear on the primary winding.
ROBERT J. JOHANSEN
Staten Island, NY

QUESTIONING CSICOP

The Committee for the Scientific Investigation of Claims of the Paranormal, or CSICOP (recently praised by Don Lancaster and Larry Klein), does precious little scientific investigation and a lot of debunking and smearing of claims of the paranormal. The committee has three main operating principles:

1. Condemnation before investigation. The committee will not seek to verify claims of UFO experiences, success with dowsing, out-of-body experiences, or sightings of spirits. It denounces claims presented to them. Judging from its written opinions, the committee is adamantly opposed to anything that cannot be explained by existing physical science.

2. The committee picks on the weak, absurd, and vulnerable reports of the paranormal, and exposes and ridicules them (as they should). But it implies that there are no reports worth investigating (which is untrue).

3. Evidence must be physical. Thousands of people have testified to the reality of myriad paranormal phenomena—it has generally been non-conflicting testimony that would be accepted in a court of law. Yet the CSICOP calls such testimony anecdotal, not repeatable, hallucination or, worse yet, fraud.

It is just such narrow-minded people that now make up CSICOP (professors, intellectuals, and scientists) who have cried "impossible" and tried to prevent the introduction of any fundamentally new ideas in the fields of politics, religion, medicine, and science.
BENSON BOSS
Deming, NM

Troubleshoot down to the component level — any component! Verify poorly marked parts, test for tolerances and damage. Wavetek's new DM27XT is not only a full-function DMM, but also includes complete inductance, capacitance, and frequency measurement capabilities.

- **Wide LCR range:**
10 Ω to 2000 M Ω
10 pF to 2000 μ F
100 μ H to 20 H
- **Autoranging frequency meter** 10 Hz to 20 MHz
- **Ac and dc current to 20 A**
- **Logic test, diode test, max reading hold, continuity beeper, input warning beeper, fused input protection, battery saver**

Consolidate your test bench with one meter that does it all — Wavetek's high-performing, full-function XT Series DMM. It's all in one compact, rugged, field-ready package with a big 0.7-inch, 3¹/₂-digit display. Insulated probes and alligator clip leads are included, and there is a huge selection of accessories, including current, rf and HV probes, temperature converters, holsters, and cases. Ask for Wavetek DMMs. They're the meters to pick when you have things to fix.



\$119⁹⁵

Other XT Series DMMs from \$89.95

U.S.A.: (619)279-2200
Europe: (44)243) 531323
Asia Pacific: (852)865-1903

©1993 Wavetek Corporation
CIRCLE 98 ON FREE INFORMATION CARD



January 1995, Electronics Now



*From the Lab
to your
Living Room!*

Does your VCR have a "Head Cold?"

Probably not! However, through constant taping and using of degrading dry or wet cleaners, the output of your video tapes has slowly diminished to an unacceptable level and the VCR plays as if it has a head cold! The culprit is most likely clogged and dirty video and/or audio heads.

The **3M Black Watch™ Head Cleaner Videocassette** uses a patented magnetic tape-based cleaning formation to remove head clogging debris. No foreign substances such as cloth, plastics or messy liquids and no harsh abrasive materials are present. The cleaner's usable life is 400 cleanings or more!

It's easy to use. Place the **3M Black Watch™ Head Cleaner Videocassette** in the VCR and press the Play button. A pre-recorded message appears clearly on your screen and an audible tone is heard, telling you that the cleaning process is now completed. No guess work, you never over clean!

3M Black Watch™ Head Cleaner Videocassette **S**VHS **V**VHS.....\$19.95

Once your VCR's head cold is cured, and the unit plays like new, consider using the finest videocassette you can buy—the **3M Black Watch™ T120 Hi Pro VHS 4410 Videocassette**. The 4410 is the highest performing videocassette available today for use with all standard format VHS recording hardware!

Here's what you hear and see....A sharp, clear picture—brightest colors—freedom from streaks, flashes and snow—outstanding high-fidelity audio reproduction—optimum camcorder performance—maintains recording integrity. **3M Black Watch™** video tape is 100% laser inspected to guarantee surface smoothness and drop-out free performance.

3M Black Watch™ T120 Hi Pro VHS 4410 Videocassette **V**VHS.....\$8.00

CLAGGK INC. — 3M VHS Special Offer
P.O. Box 4099, Farmingdale, New York 11735

Yes, I like your offer and here is my order for 3M Black Watch™ products!

___ 3M Black Watch™ Head Cleaner Videocassette (\$19.95 each) ___ \$
___ 3M Black Watch™ T120 Hi Pro VHS 4410 Videocassette (\$8.00 each) \$ ___
Shipping and handling per order \$ **4.00**
Total Amount in U.S. Funds only \$ ___

New York State residents add local sales tax. Canadians add \$6.00 per order. No foreign orders. Do not send cash.

Bill my VISA MasterCard Expire Date ___/___/___

Card No. _____

Signature _____

Name (Please print) _____

Address _____

City _____ State _____ ZIP _____

O&A

continued from page 8

LONG CABLE RUNS

My office has a small network installed and we recently took some more space on the floor below us. I want to put the computers in the new office on the network but the Novell manuals specify a maximum of 250 feet of cable on either side of the file server. Is there some simple way to get beyond this limit? I have to go almost twice this distance to reach the new office.—G. Nightingale, Bamford, NY.

The best around this problem depends on who gives the advice. Network people will start talking about a WAN (wide area network), hardware people will start talking about transceivers or short-haul modems, and everybody will talk about spending a lot of money.

It's true that networks work best when cable length limitations are observed and transceivers are installed when you must exceed standard distances. However, the maximum possible cable length without any degradation in network performance is also a function of the cable and connectors.

Network cable comes in different grades, and the cable quality will drastically affect the maximum safe lengths you can have. Better quality cable costs a bit more per foot but it's less expensive and much less of a hassle than adding additional hardware to the network.


Use double shielded cable to get beyond the standard Novell length limitation. This type of cable has a standard braided shield under the outer insulation and it also has the center conductor's insulation wrapped in foil. This extra shielding really cuts down on noise and signal loss on the network. I've run this cable over 700 feet from a file server without any loss in performance.

Double shielded cable is a pain in the neck to use because it's difficult to remove the foil when installing connectors, but it's an easy solution to your problem. Be sure to use good quality connectors, or you'll defeat the purpose of buying expensive cable. Ω

EQUIPMENT REPORTS

Allison Technology O-Scope I PC Oscilloscope Module.

Turn your personal computer into an oscilloscope!



The image shows the O-Scope I module, a rectangular device with a screen and a keyboard. The screen displays the text "O-Scope I Allison Technology Corp. Houston, Texas, U.S.A." and lists features such as "Digital Storage Oscilloscope Module", "16-bit horizontal/vertical trigger resolution", "User software, Cursor keys, auto-scope", and "Auto/hold cursor key in storage". Below the screen is a keyboard with keys labeled "F1", "F2", "F3", "F4", "F5", "F6", "F7", "F8", "F9", "F10", "F11", "F12", "Print", "Hold", "Auto", "Cursor", "Hold", "Auto", "Cursor".

CIRCLE 15 ON FREE INFORMATION CARD

An oscilloscope is probably the most useful test instrument that an electronics technician can have. When the capabilities of a digital multimeter (DMM) are exhausted, an oscilloscope takes over. A DMM can indicate the presence of an AC or DC voltage, but it doesn't allow the user to visualize the signal. An oscilloscope is necessary for determining such things as the presence of an audio signal or whether the signal is being amplified. Troubleshooting digital circuitry also requires an oscilloscope to determine if digital data is present where it should be and if it is correct.

Although oscilloscope prices have declined dramatically over the last decade, cost still restricts many oscilloscope purchases. A new, basic oscilloscope will cost about \$300, although at that price, it will lack many desirable features. The most inexpensive full-featured oscilloscope will cost upwards of \$500, and high-performance instruments with digital storage are priced over \$1000.

Every electronics enthusiast should really have an oscilloscope on his test bench, but the price of a versatile high-performance instrument is often too high for the average hobbyist—even many profes-

sional service centers need ultra-low-cost instrumentation for some of their repair stations.

An alternative

It's a safe bet that more *Electronics Now* readers own personal computers than personal oscilloscopes. A PC contains a CRT in its monitor, and its sophisticated circuitry can be programmed to do countless tasks under software control. What happens if a test signal is presented to an input port on a PC? With the right software, the computer can display the signal just like an oscilloscope!

That's just what the Allison Technology *O-Scope I* does—it's a low-cost, single-channel, digital storage oscilloscope module for an IBM PC-AT (or better) compatible computer. (XT-compatibles are too slow to be used successfully with the scope module.) The module connects to a PC's printer port and converts the computer into a single-channel digital storage oscilloscope. (Allison Technology Corp., 8343 Carvel, Houston, TX 77036, 713-777-0401.)

The *O-Scope I* can display input signals from DC to 22 kilohertz, and freeze the display at any time. The plot can then be printed or saved to disk for later use or for inclusion in

other programs. Vertical resolution ranges from 10 volts per division down to 50 millivolts per division. Sweep rates from 100 seconds per division to 500 microseconds per division can be selected. Digital signal processing allows the sweep to be expanded from $\times 2$ to $\times 16$.

The *O-Scope I* also numerically displays voltage, frequency and period measurements in an on-screen table. The voltages include peak-to-peak, average, peak, minimum, and RMS. In addition, a 128-point Fourier spectrum analyzer mode permits the display of frequency-spectrum information from DC to one half of the set sampling rate.

A single-channel, 22-kilohertz oscilloscope is not the most versatile of instruments, but for the amateur electronics enthusiast, *O-Scope I*'s bang for the buck can't be beat. The unit sells for \$169.95 fully assembled in a shielded plastic case, and for \$119.95 as a kit without the case, which is available separately. The unit has enough practical uses that many hobbyists—and many professionals who need an extra oscilloscope—might want to take advantage of the deal.

Operation

O-Scope I is connected to the PC's printer port with the supplied ribbon-cable. The default port is LPT1, but other port addresses can be specified when the program is started. A test program is included for users who are unsure of the address of their computer's printer port. An AC adapter that plugs into the scope module and provides the necessary 12-volts DC oscilloscope operation is supplied.

A standard $\times 1$ or $\times 10$ oscilloscope probe (not included) connects to a BNC connector on the module. A probe is not included with either the assembled *O-Scope I* or the kit. The program runs in DOS only, and is started by typing "OS-

Earn Your B.S. Degree in COMPUTERS or ELECTRONICS



By Studying at Home

Grantham College of Engineering, now in our 44th year, is highly experienced in "distance education"—teaching by correspondence—through printed materials, computer materials, fax, modem, and phone.

No commuting to class. Study at your own pace, while continuing on your present job. Learn from easy-to-understand but complete and thorough lesson materials, with additional help from our instructors.

Our Engineering Technology B.S. Degree Program is available in either of two options:

- (1) The B.S.E.T. with Major Emphasis in Electronics, OR
- (2) The B.S.E.T. with Major Emphasis in Computers.

Our Computer Science B.S. Degree Program leads to the B.S.C.S.—the Bachelor of Science in Computer Science.

An important part of being prepared to *move up* is holding the right college degree, and the absolutely necessary part is knowing your field. Grantham can help you both ways—to learn more and to earn your degree in the process.

Write or phone for our free catalog. Toll free, 1-800-955-2527, or see mailing address below.

•
Accredited by
the Accrediting Commission of the
Distance Education and
Training Council
•

GRANTHAM
College of Engineering
Grantham College Road
Slidell, LA 70460

COPE" at the DOS prompt, followed by a port address if other than LPT1 is used.

The cursor keys control most of the oscilloscope functions. The up and down cursors move a function indicator to different menu selections, and a selection is changed with the left and right cursors. Other commands are activated by keystrokes. The A key selects AC coupling; C toggles connecting lines between samples; D selects DC coupling; F toggles between sweep and spectrum; X toggles between $\times 1$, $\times 2$, and $\times 5$ sweep expansion; the Space bar freezes the display until the next keystroke; P cycles through special DSP processing to expand the sweep by $\times 2$, $\times 4$, $\times 8$, and $\times 16$; L toggles the log-to-disk option; and Escape terminates the program and returns to DOS.

To use O-Scope I, both it and the PC must be powered up before the two are connected together. O-Scope I should also be powered and connected to a PC before the probe is connected to an external circuit.

O-Scope I has an input impedance of one megohm, and a maximum input voltage of ± 60 -volts DC or 40-volts AC. It is accurate to within 3 to 4%. Although the scope's input is fuse-protected, excessive voltages can damage both the module and the computer, so it might be better to use an older computer with the scope module and reserve your new 486- or Pentium-based machine for more conventional applications. The performance of O-Scope I will not be enhanced by a powerful computer.

All in all, the O-Scope I should be especially easy for anyone familiar with both PCs and oscilloscopes, and easy to learn for anyone unfamiliar with either or both.

Even though the \$169.95 fully assembled O-Scope I is a practical investment for an electronics hobbyist, avid kit builders might want to take advantage of the extra savings (\$50) offered by purchasing the kit version. Building the kit is not complex; there is enough work to keep a builder busy for about an evening. A DMM is the only instrument needed for checking voltages and continuity. Calibration calls for adjusting only a single potentiometer that

roughly centers the 0-volt DC level on the display.

Anyone who wants to do professional-level testing will probably need more than the O-Scope I offers. But for hobbyists and others who are still learning electronics—and might be saving their money for a high-performance scope—O-Scope I offers a lot. Ω

WHAT'S NEWS

continued from page 4

Electronics Industry Hall of Fame inductees

Three technicians/service dealers were inducted into the Electronics Technicians Division of the Electronics Industry Hall of Fame on August 13, 1994. George Bluze CET/CSM of Largo, FL, Robert Villont CET/CSM of Tacoma, WA, and Don Winchel CET of Smartville, CA, were inducted at the National Professional Electronics Convention held in Portland, OR.

Bluze served as president of the National Electronics Service Dealers Association (NESDA) and president of NESDA-Florida. He has been a test administrator for the International Society of Certified Electronics Technicians (ISCET) since 1979. Bluze has also been NESDA Man of the Year, Officer of the Year, and Outstanding State President, and he was ISCET Technician of the Year in 1982.

Villont was NESDA president during the association's move from Indianapolis to Fort Worth and was the NESDA Region 10 director for several years. He was NESDA's representative to the ISCET Board of Governors for 13 years from 1980 to 1993 and he has also been NESDA's Man of the Year Award.

Winchel was a board member for both NESDA and ISCET for more than 11 years. He served two terms each as chairman of ISCET and was president of the California State Electronics Association. An ISCET test administrator for many years, he made the ISCET Serviceability program prominent nationally.

Official nomination forms for the Hall of Fame are available from the Electronics Industry Hall of Fame, Inc., 500-B Bi-County Blvd., Farmingdale, NY 11735. Ω

WHY CARRY ALL THESE?

WHEN YOU CAN CARRY ALL-IN- ONE!



Meet the new TEST BENCH[®] DMMs, with more of what made the original a best seller.

B+K PRECISION's original TEST BENCH testers became overnight best sellers because they fused the power of many instruments in one compact meter. These new models also out-feature ordinary DMMs, and outperform them as well. All are ruggedized, offer long battery life and carry a three-year warranty.

With True RMS, 4½ digit, 20,000 counts and 0.05% DCV accuracy, the Model 391 is a BEST BUY.

Now you can have very high accuracy, extra resolution and True RMS reading at a very affordable price. The Model 391 Test Bench DMM also has frequency, logic, duty cycle and data hold. It's even water resistant.

There's a TEST BENCH DMM to fit every application and budget.

Choose from three, 3¾ digit TEST BENCH DMMs, starting with the Model 388A. All measure AC/DC voltage or current, ohms, frequency, logic levels and test components and continuity. The Models 389 and 390 add 41 segment bar graphs for smooth peak, null or level adjustments; Min/Max, memory and relative modes. The 390 also has a temperature probe.

So why carry an ordinary DMM, when you can grab a TEST BENCH! See your local distributor for immediate delivery.


MODEL	391	390	389	388A
% DCV ACCURACY	0.05	0.1	0.25	0.5
DISPLAY	4½ LCD	3¾ LCD	3¾ LCD	3¾ LCD
ANALOG BAR GRAPH		•	•	•
CAPACITANCE		•	•	•
FREQUENCY	•	•	•	•
LOGIC LEVEL	•			•
TEMPERATURE		•		
RUGGORIZED, RUBBER BOOT	•	•	•	•
PRICE	\$179	\$159	\$139	\$119



BK PRECISION

MAXTEC INTERNATIONAL CORP.
Domestic and International Sales
6470 W. Caroland St., Chicago, IL 60635
312-889-1448 • FAX: 312-794-9740


Electronics Paperback Books



#226—How to Build Advanced Short Wave Receivers...\$5.75. Practical construction details of a number of shortwave receivers which should have levels of performance at least equal to that of commercially built sets of similar complexity. Also included are a number of add-on circuits, such as, Q-multiplier, S-meter, noise limiter, etc., which can be used to aid and improve the listener's shortwave reception.



BP321—Circuit Source-Book 1... \$6.50. A collection of over 150 analog signal circuits on audio signal and power amplifiers, DC amplifiers, signal filters (high-pass, low-pass, band-pass and notch), tone controls, voltage-controlled amplifiers and filters, triggers and voltage comparators, gates and electronic switching, bar graphs, mixers, phase shifters, sensors, digital circuits, etc. (See BP322 at right)



BP322—Circuit Source-Book 2... \$6.50. Contains over 170 circuits on signal generation, power supplies and digital electronics. A continuation of BP321. Topics are: 555 oscillators, sinewave and function generators, CMOS oscillators, voltage-controlled and RF oscillators, (555, TTL and CMOS) monostables, precision long timers, power supply and regulator circuits and many other useful circuits. (See BP321 at left.)



PCP108—Computers and Music...\$9.95. The text leads you through the topics on computers and music software. Learn how to choose the right components for a system to suit your personal needs and fully equip yourself to exploit that system.



PCP109—Everyday Electronics Data Book...\$10.00. An invaluable source of electronics information—the text contains many sections that deal with the underlying theory of electronic circuits and a wide range of practical electronic applications.



BP292—Public Address Loudspeaker Systems...\$6.95. Covers the moving-coil loudspeaker, baffles, the basic requirements of a PA system, sound patterns, line-source, horn loudspeakers, low-impedance matching and much more.



BP106—Modern Op Amp Projects...\$5.75. Various projects that make use of operational amplifiers available to hobbyists. Text includes low-noise, low-distortion, ultra-high input impedance, low slew-rate and high current types.



BP245—Digital Audio Projects...\$5.95. Practical details of how to construct a number of practical projects. All should be of interest to most audio and electronic music enthusiasts. Some of the projects are: oscilloscope storage circuit, A/D converter, negative supply, input amplifier, low-noise microphone preamp, compressor and expander circuits, input mixer, echo effect circuit, and others.



BP301—Antennas for VHF and UHF...\$6.00. From installing a TV or FM antenna to setting up a multi-antenna array for shortwave listening or amateur radio, this book explains the essential basics of antenna operation and installation. The text describes in easy-to-understand terms the necessary information about how antennas work, the advantages of different types, and how to get the best performance.



PCP105—Make Money from Home Recording...\$10.00. Start earning money after you spent a "fortune" on all that professional recording gear, MIDI and all. Here's the book that tells you how! Whether you have a fully fledged recording studio at home, or just a couple of stereo cassette recorders and a microphone, you'll be able to put the ideas presented in this book into immediate practice and make money.



PCP107—Digital Logic Gates and Flip-Flops...\$10.00. Establishes a firm foundation in digital electronics by covering gates and flip-flops thoroughly. Topics such as Boolean algebra and Karnaugh mapping are explained, demonstrated and used.



BP277—High Power Audio Amplifier Construction...\$6.25. Practical construction details of how to build a number of useful audio power amplifiers ranging from about 50 to 400 watts. Text includes MOSFET and bipolar transistor designs.



BP176...TV-DXers Handbook...\$7.95. The text includes many units and devices that have been designed and used by active enthusiasts, and often, considerable ingenuity and thought have gone into the development of such units to overcome problems.




BP350—Electronic Board Games...\$6.00. Complete plans for 20 novel electronic board games that you can build with ease. Some projects are: Motor racing, searching for buried treasure or gold at Ft. Knox, wheel of fortune, a musical quiz—plus others.



BP310—Acoustic Feedback—How to Avoid It...\$6.25. Feedback is the bane of all PA systems. Much of the trouble is often the hall itself, not the equipment, but there is a simple and practical way of greatly improving the acoustics. Determine which microphone to use. Select the correct loudspeaker system. Includes info on equalizers, frequency-shifters and notch- and twin-notch filters.



PCP106—Synthesizers for Musicians...\$10.00. Written especially for musicians, the book explains all current popular forms of synthesis, covering LA, additive, phase distortion, FM and sampling. The theoretical side of synthesis is treated in an easy to understand way; the technical information being restricted to what you need to know to use your instrument effectively. Ideal for beginners and musicians.



BP108—International Diode Equivalents Guide...\$5.95. Discover direct or possible substitutes for a popular user-oriented selection of diodes including rectifier and signal types, including Zener diodes, LEDs, diacs, triacs, thyristors, OCIs, photo diodes, display diodes and others. Wherever possible material type, function or type of diode and country of origin data are shown and foreign equivalents.

COMPUTER TOPIC BUY-OUTS

- | | |
|--|--|
| <input type="checkbox"/> BP109—The Art of Programming the 1K ZX81—\$3.95 | <input type="checkbox"/> BP156—An Introduction to QL Machine Code—\$3.95 |
| <input type="checkbox"/> BP114—The Art of Programming the 16K ZX81—\$4.95 | <input type="checkbox"/> BP157—How to Write ZX & Spectrum+ Games Programs—\$3.95 |
| <input type="checkbox"/> BP119—The Art of Programming the ZX Spectrum—\$4.95 | <input type="checkbox"/> BP158—An Introduction to Programming the Commodore 16 & PLUS4—\$4.95 |
| <input type="checkbox"/> BP129—An Introduction to Programming the ORIC-1—\$2.50 | <input type="checkbox"/> BP161—Tinto the QL Archive (database program)—\$2.95 |
| <input type="checkbox"/> BP128—20 Programs for the ZX Spectrum and 16K ZX81—\$4.75 | <input type="checkbox"/> BP187—A Practical Reference Guide to Word Processing on the Amstrad PCW 8256 & PCW 8512—\$9.95 |
| <input type="checkbox"/> BP143—An Introduction to Programming the Atari 600/800 XL—\$4.95 | |
| <input type="checkbox"/> BP154—An Introduction to MSX (Universal Japanese) BASIC—\$4.95 | |

ELECTRONIC TECHNOLOGY TODAY INC.
P.O. BOX 240, Massapequa, NY 11762-0240

SHIPPING CHARGES IN USA AND CANADA

\$0.01 to \$5.00.....	\$1.50
\$5.01 to \$10.00.....	\$2.50
\$10.01 to 20.00.....	\$3.50
\$20.01 to 30.00.....	\$4.50
\$30.01 to 40.00.....	\$5.50
\$40.01 to 50.00.....	\$6.50
\$50.01 and above.....	\$8.00

SORRY No orders accepted outside of USA & Canada

Number of books ordered

Total price of merchandise.....	\$
Shipping (see chart).....	\$
Subtotal.....	\$
Sales Tax (NYS only).....	\$
Total Enclosed.....	\$

All payments must be in U.S. funds!

Name _____
Address _____
City _____ State _____ Zip _____
EN1

Mastercourse In Personal Computers

Now Available,
EASY
4-PAYMENT
PLAN.



- Ease of Learning
- Quality of Education
- Value

You've Grown to Expect from Heathkit

Heathkit is Better
We Teach You, Take Care Of You,
And We Put Our Money
Where Our Mouth Is
Using real-world exercises and easy-to-understand lessons, you will learn all the theory, the skills, and the trade secrets to confront and conquer the practical and technical aspects of the PC revolution. And unlike others, we back it up with a guarantee of satisfaction—or your money back.

Heathkit is Better
Our Exclusive Computer-Aided Instruction Makes Learning Easy, Fast, & Fun
The truly qualified PC Technicians possess knowledge of the inner workings of a computer right down to the electronics level. This is the only type of technician we are interested in producing—the kind that ends up "truly qualified." So Heathkit

provides an electronics curriculum in our exclusive computer-aided instruction format—which is today the fastest, most effective learning media around, and is the most extensive electronics curriculum of it's kind in the world.

Heathkit is Better
We Send You
"The Good Stuff"

On Day-1
With Heathkit, from day 1 you have the entire training package including a fully loaded Zenith Data Systems 486 computer including a SVGA color monitor, 2MB of memory, Windows®, and diagnostic software.

Other home study schools string you along for dozens of weeks before they send you what is by then obsolete pieces of a no-name clone that *might* work if assembled correctly into a computer.

Our computer is fully assembled and tested, and covered by a 1 - year on-site warrantee.

Heathkit is Better
You Be
The Judge
Call today for more information!
1-800-253-0570

Yes! Send me more information on Heathkit's Mastercourse in Personal Computers.

Name _____

Address _____

Address _____

City _____

State _____ Zip _____

Phone (____) _____

 **Heathkit**
EDUCATIONAL SYSTEMS

▪ P.O. Box 1288 ▪ Benton Harbor, MI 49023-1288
▪ 1-800-253-0570
▪ Please mention this code when calling 020-030

NEW PRODUCTS

Use the Free Information Card for more details on these products.

VIDEO COMPUTER DISC CHIP SET.

Texas Instruments has introduced the industry's first video CD chipset that is expected to simplify the design of Moving Picture Experts Group-1 (MPEG-1) video and audio decompression subsystems. The chip set decodes, synchronizes, and decompresses audio/video data that has been encoded to the MPEG international compression standard.

Capable of introducing a full-motion video (FMV) subsystem to home-entertainment products such as CD-based movie players, video games, and karaoke systems, the set consists of the TMS320AV220 MPEG-1 video decoder, the TMS320AV120 MPEG audio decoder, and the TMS320AV420 National Television Standards Committee (NTSC) encoder.

Those three devices, installed with a 4-megabit DRAM and a digital-to-analog converter for the con-



CIRCLE 20 ON FREE INFORMATION CARD

verting the audio output, will turn a CD player into a video CD player. The set produces a video signal encoded in the NTSC format for broadcast TV and an audio signal that can be played back either over TV or through a stereo system for CD-quality digital sound.

The audio encoder is packaged in either a 44-pin plastic leaded-chip carrier (PLCC) or an 80-pin quad flatpack (QFP). The video

decoder is packaged in a 160-pin QFP, and the NTSC encoder is packaged in an 80-pin QFP.

The high-volume pricing for the complete set is under \$40.

Texas Instruments Incorporated

Literature Response Center
SC-94035

P. O. Box 172228
Denver, CO 80217
Phone: 1-800-477-8924, ext. 4500

ducts voltage- and current-sensitive devices against transient voltage spikes.

Both the 120- and 240-volt SMD-250 models are priced at \$1995.

Automated Production Equipment Corp. (A.P.E.)

142 Peconic Avenue
Medford, NY 11763-3201
Phone: 516-654-1197
Fax: 516-289-4735

PORTABLE SCOPE-PLUS-METER.


Fluke Corporation has introduced the latest of its ScopeMeter test instruments, the Series II. It combines a dual-channel, 50-MHz digital storage oscilloscope and a 3 $\frac{1}{2}$ true-RMS multimeter in one battery-powered, handheld unit.

The new models have additional measurement functions including a "measure menu" that automatically configures the instrument for any of 30 measurement tasks and a "continuous autoset," function that eliminates the need for manual front-panel adjustments when the probe is moved from one test point to another. The instrument can be switched back to conventional operation at any time.

Series II ScopeMeters offer a "windowing" menu structure that gives quick access to any function with a few keystrokes. Moreover, a Series II in meter mode continuously displays waveforms simultaneously with measurement values. It is not necessary to switch to oscilloscope mode to see a signal waveform view of a signal unless

SMT/THRU-HOLE REPAIR CENTER.

The SMD-250 surface-mount and leaded component repair and rework station from A.P.E. is a set of tools for removing and replacing surface-mount and leaded components by hot-air or thermal methods. It can perform conventional thru-hole desoldering and both reflow and conventional soldering. It also includes vacuum parts handling and solder-paste dispensing capability.



CIRCLE 21 ON FREE INFORMATION CARD

The repair system has two programmable digital controllers under closed-loop temperature control. The tool tip can be set at any temperature from 350 to 875°F without changing

either the tip or the heater element. Temperatures are displayed on a three-digit LED readout.

The SMD-250 includes a fast-response, rotary-vane vacuum pump that provides a vacuum at 23 inches of mercury in 150 milliseconds which can withdraw molten solder in 30 milliseconds. A variable-pressure output control adjusts hot-air flow for surface-mount component solder reflow. Zero-voltage thyristor switching pro-

Take this GIANT CIRCUIT LIBRARY for only \$9.95

when you join the *Electronics Engineers' Book Club*®


THE ENCYCLOPEDIA OF ELECTRONIC CIRCUITS —Vols. 1, 2 & 3 by Rudolf F. Graf

Hundreds of circuit ideas alphabetically arranged — from Alarm circuits to Zero crossing detector circuits!

"... includes schematics for the latest electronics circuits from industry leaders..."

—*Popular Electronics*

Turn to this comprehensive circuit library for hundreds of project ideas . . . valuable troubleshooting and repair tips . . . and concise pinout diagrams and schematics. In each volume you'll find more than 700 electronic and integrated circuits and 100+ circuit categories right at your fingertips to give you ideas you can use on the job or at your workbench.



2,344 total pages 3,490 total illustrations

Book No. 5489C Hardcover

If coupon is missing, write to: Electronics Engineers' Book Club, Blue Ridge Summit, PA 17294-0860

As a member of the Electronics Engineers' Book Club . . .

. . . you'll enjoy receiving Club bulletins every 3-4 weeks containing exciting offers on the latest books in the field at savings of up to 50% off of regular publishers' prices. If you want the Main Selection do nothing and it will be shipped automatically. If you want another book, or no book at all, simply return the reply form to us by the date specified. You'll have at least 10 days to decide. And you'll be eligible for *FREE BOOKS* through the Bonus Book Plan. Your only obligation is to purchase 3 more books during the next 2 years, after which you may cancel your membership at any time.

Publisher's price shown. © 1995 EEBC

ELECTRONICS ENGINEERS' BOOK CLUB

Blue Ridge Summit, PA 17294-0860

YES! Please send me *The Encyclopedia of Electronic Circuits—Vols. 1, 2 & 3 (5489C)*, billing me \$9.95 plus shipping/handling & tax. Enroll me as a member of the **Electronics Engineers' Book Club** according to the terms outlined in this ad. If not satisfied, I may return the books within 10 days and have my membership cancelled.

Name _____

Address _____

City _____

State _____

Zip _____ Phone _____

Valid for new members only, subject to acceptance by EEBC. Canada *must* remit in U.S. funds drawn on U.S. banks. Applicants outside the U.S. and Canada will receive special ordering instructions. A shipping/handling charge & sales tax will be added to all orders.

RPIF195



CIRCLE 22 ON FREE INFORMATION CARD

greater waveform detail is needed.

Two "min/max" functions have been included: A min/max TrendPlot function simultaneously graphs the minimum, maximum, and average readings of a signal between two minutes and 30 days; A min/max envelope function gives a record of all changes to the displayed oscilloscope waveform, displaying all the minimum and maximum values on the screen simultaneously.

Four Series II models are available: dual-channel 99, 96, and 92, and the single-channel 91. An RS-232 interface permits the printout of data from the 96 and 99 (shown here). Optional FlukeView software for DOS- or Windows-based PCs is available for the Model 99.

Model 99 includes a signal generator for producing sinewave, squarewave, and component test signals. It also performs waveform calculations. The Model 99 can store 10 screens, 20 waveforms, and 40 instrument setups. The Model 96 can store five screens, 10 waveforms, and 20 front-panel setups.

The price of the Model 99 is \$2195, the 96 is \$1895, the 92 is \$1595,

and the 91 is \$1295.
Fluke Corporation
 P. O. Box 9090
 Everett, WA 98206
 Phone: 800-44-FLUKE
 Fax: 206-356-5116

DATA DEBUGGING TOOLSET.

Data Debugging Toolset (DDT) software from CST Images will assist in debugging complex data-manipulation software. It is said to fill the gap between standard source-code debuggers and generic graphic toolsets.

DDT provides non-graphic, logic-based debugging controls to be embedded in a user program under development. The DDT routines generate remote X11 graphic displays that permit viewing program data results on a SPARC Unix workstation, control debugging flow, and analyze massive data arrays into a clear graphic format.



CIRCLE 23 ON FREE INFORMATION CARD

The program was developed as a quick analysis tool for general data processing, signal processing, data acquisition, and other scientific and engineering data processing. DDT allows the developer to insert debug routine calls into C and FORTRAN code at key points where the data can be viewed or checked for complete algorithm verification.

One program call generates one graph. The controls allow the program results to be stepped or


viewed after a number of computations without intervention. DDT is available for SPARC/Solaris computers, Motorola 167 processors, and various CSPI Supercards.

DDT has a price of \$499 per library.

CST Images
 5055 Viewridge Ave. B
 San Diego, CA 92123
 Phone: 619-277-7833
 Fax: 619-576-9859

RED-LIGHT VISIBLE LASER DIODE.

The TOLD9521 red-light-emitting visible laser diode (VLD) from Toshiba America, draws 75 milliamperes while emitting at a wavelength of 635 nanometers. It produces 3 milliwatts of output power when operated in the rated ambient temperature range of -10°C to 50°C .



CIRCLE 24 ON FREE INFORMATION CARD

The TOLD9521 is seven times brighter than Toshiba's 670-nanometer VLD. Its brighter beam can be seen more easily by the human eye at safe power levels. The TOLD9521 is intended as a light source in instruments for leveling and aligning ceilings, barcode scanners, laser printers, and communications systems.

Visible red-light emitting diodes are smaller, have lower power requirements, and higher efficiency than helium neon (HeNe) gas lasers that emit in the same visible region. They also have a higher response to input currents. Toshiba's

visible laser diodes are made from crystals containing indium, gallium, aluminum, and phosphorous (InGaAlP).

TOLD9521 red-light-emitting VLDs are priced at \$100 each.

Toshiba America Electronic Components, Inc.
 9775 Toledo Way
 Irvine, CA 92718
 Phone: 714-455-2000

MINIATURE SURFACE-MOUNT TRANSFORMER.

The miniature TC4-1W RF transformer from Mini-Circuits has a bandwidth of 3



CIRCLE 25 ON FREE INFORMATION CARD

to 800 MHz and features DC isolation between its primary to secondary windings. Recommended for impedance matching and land-mobile radio, it measures only $0.16 \times 0.16 \times 0.16$ inch.

The surface-mountable transformer was designed for circuit-board placement with pick-and-place machines. The transformers are available taped on reels for placement with those machines.

The TC4-1W transformer is priced at \$4.95 each.

Mini-Circuits
 P. O. Box 350166
 Brooklyn, NY 11235-0003
 Phone: 718-934-4500
 Fax: 718-332-4661

N-CHANNEL POWER MOSFETS. The TO-264 family of N-channel TMOS

Take control of your future with electronics training from CIE.

Learn in your own home, at your own pace.

With training from CIE, you could be working at the job you want, earning the money you deserve. CIE lets you learn electronics right in your own home, at your own speed. You can complete your CIE coursework while you're still at your current job. You can complete it as fast or as slowly as you choose. And the faster you finish, the more CIE can help you save money.

Take your place on the Information Superhighway.

CIE training or a CIE degree will qualify you to be part of one of the hottest, fastest-growing fields around — electronics. And you'll play a major role in keeping the nation's much-discussed Information Superhighway up to speed and running smoothly.

Learn from the world leader in home-study electronics.

At CIE, we teach electronics, and nothing but electronics. We're not only the biggest home-study electronics school, but also the best. And why not? We've been teaching it for 60 years. We've graduated more than 150,000 people from over 70 countries. And we're fully accredited. That's why employers and CIE graduates alike know the value of electronics training from CIE.

Concentrate on your own area of interest.

CIE gives you 12 courses and a proven degree program to choose from. CIE training qualifies you for work in broadcast engineering, communications systems, digital logic and systems training, automotive electronics, computer maintenance, microprocessor technology, and much



Learn electronics from the world leader, right in your own home.

more. In fact, CIE pioneered the very first Electronic Laboratory course and the first Microprocessor course.

Even if you're not sure what you'd like to specialize in, we can get you started on the basics. And once you've successfully completed one CIE course, you can apply academic credits and tuition credits to any new CIE courses you take. Each and every CIE course counts toward earning your degree.

A patented method of personalized instruction.

Through CIE's exclusive AUTO-PROGRAMMED® teaching method, your instructors give you prerecorded, easy-to-follow, step-by-step instructions. Some courses are geared toward beginners and some toward professionals already familiar with the electronics field.

No matter which course you take, you'll have everything you need to learn on your own at home: lesson guides, books, even lab equipment. All materials you can use at your current job or keep for your new job after you've earned your degree.

And if you ever need any help at all, just call your instructor toll-free.

What are you waiting for?

Isn't it time you joined one of the fastest-growing professions around? Isn't it time you earned a salary well above the national average? **Then now's the time to find out more about CIE.**

Contact CIE today for more information.

Call us toll-free at 1-800-243-6446, or call 216-781-9400. You may also fill out the attached postage-paid card or the coupon below and drop it in the mail, or fax it to CIE at 216-781-0331. We'll send you our FREE 40-page CIE home study course catalog with details on CIE courses and the CIE associate's degree.

Take Control Of Your Future.

Send me a FREE CIE course catalog and details on a CIE associate's degree.

(Please Print Neatly)

Name _____

Address _____

City _____

State, Zip _____

Phone () _____

Age _____



1776 East 17th Street • Cleveland, Ohio 44114
A School of Thousands. A Class of One.
Since 1934.

AE70



CIRCLE 26 ON FREE INFORMATION CARD

power MOSFETs from Motorola is intended for high-power applications. The MOSFETs can safely dissipate 300 watts internally and control loads up to 5 kilowatts.

The TO-264 package (formerly known as the TO-3PBL), includes a large silicon die that measures 315 x 470 mils. A single TO-264 MOSFET can eliminate the need for paralleling multiple TO-247 power MOSFETs to handle higher current and achieve lower on-resistance.

The TO-264 package is about 50% larger than the TO-247 package, but its pin spacing is identical making retrofit relatively simple. The TO-264 family includes 500-, 600-, and 1000-volt MOSFETs.

The prices for TO-264 MOSFETs range from \$5.45 to \$11.10 each in high-volume purchases.

Motorola, Inc.

MD Z311
5005 East McDowell Road
Phoenix, AZ 85018
Phone: 602-244-3071
Fax: 302-244-3015

FILTER DESIGN PROGRAM.


The Filtech filter design program from Number One Systems is an aid for designers of active and passive filters. It can synthesize both active and passive filters up to sixth order with a frequency range extending from fractions of a hertz to more than a gigahertz.

Filtech can indepen-

dently analyze the synthesized filter circuits and display a graphic plot of the calculated frequency response superimposed on the specified filter limits. This feature quickly confirms the accuracy of the synthesis design process.

The designer need only key in passband and stopband frequency limits, ripple and attenuation levels, and terminating impedances. Filtech will then complete the design.

Filtech software complete with a manual con-



CIRCLE 27 ON FREE INFORMATION CARD

taining sample designs and a tutorial on filters is priced at \$275.

Number One Systems

1795 Granger Avenue
Los Altos, CA 94924
Phone/Fax: 415-968-9306

PLASTIC FRAME SPEAKER.

A miniature, square, "pancake" Model S150SLA speaker from the Intervox div. of ICC has an ABS plastic frame, a polyester cone, and a rare-earth magnet. It was designed as an audible signal source for modems and laptop or other small portable computers that have internal space restrictions.

The S150SLA speaker has a nominal voice-coil impedance of 8 ohms, a normal power rating of 200 milliwatts, and an output sound pressure level (SPL) of 81 dB measured at one meter. Its resonant frequency is 550 Hz. The speaker's front face mea-



CIRCLE 28 ON FREE INFORMATION CARD

sures 40 millimeters on a side, it is 4.3 millimeters deep, and it weighs 5.8 grams.

The S150SLA speaker is priced at \$1.59 in high-volume purchases.

International Components Corporation

105 Maxess Road
Melville, NY 11747
Phone: 516-293-1500

EDUCATIONAL VIDEOS.

Three new educational videos from Ucando VCR Educational Products depend on computer animation to show viewers how electronic devices and circuits works. Each video has a playing time of one hour.

Understanding Fiber Optics is a step-by-step introduction to the basics of fiberoptic technology. It illustrates and explains fiberoptic cables, connectors, couplers, splicing techniques, transmitters, and receivers.

FM Radio: Parts 1 and 2 teaches the fundamentals of frequency modulation. The video covers the new



CIRCLE 29 ON FREE INFORMATION CARD

RDS/RDBS methods for digital data encoding and decoding.

Ucando videos are priced at \$44.95 each.

Ucando VCR Educational Products Company

P. O. Box 928
Greenville, OH 45331
Phone: 800-678-6113
Fax: 513-548-6124

PCMCIA DIAGNOSTICS CARD.

The BGM64 PCMCIA diagnostic card from Boca Technology Group is a universal PCMCIA interface diagnostic tool. The card can be plugged into a PCMCIA-compatible slot on a computer or peripheral to permit the diagnosis of manufacturing faults. It can also serve as a PCMCIA product hardware and software development tool.



CIRCLE 30 ON FREE INFORMATION CARD

The installed diagnostic software allows the BGM64 to test all 16 bits of data on an emulated 64 megabit address space. Reads and writes throughout the address space are possible. The BGM64 can detect manufacturing defects, such as open and short circuits on the data and address bus. Failures in status signals and inadequate power supplies can be screened before the product is shipped.

The BGM64 PCMCIA diagnostic card is priced at \$249.

Boca Technology Group


21346 Saint Andrews Blvd., Suite 219
Boca Raton, FL 33433
Phone: 407-750-1528
Fax: 407-750-8873

NEW LITERATURE

Use The Free Information Card for fast response.

Pleated-Foil-Covered I/O Cable Assemblies. 3M Electronic Products Division; 6801 River Place Blvd., Austin, TX 78726-9000; Phone: 800-225-5373; free.

This four-page, color brochure describes 3M's new, pleated foil-covered input/output cable for computer data transmission, communications, and instrumentation data transfer. The cable assembly includes the 3M miniature delta ribbon (MDR) connector and pleated-foil cable (PFC). Its durable construction is said to offer high signal density, excellent electrical performance, and EMI shielding.



CIRCLE 337 ON FREE INFORMATION CARD

The brochure includes a cross-section illustration of the MDR/PFC assembly, a chart outlining the cable assembly's electrical properties, color illustrations, and complete cable ordering information.

I Need a Cellular Phone ... But Where Do I Start? Motorola Cellular Information Center; Phone: 800-331-6456, extension 2504; free.

A cellular phone is a valuable time-saving convenience for anyone who must travel extensively and yet stay in touch with a

I know I need a cellular phone. Where do I start?

Life would be simpler
If I had a cellular phone.
Save time.
But there are so many to choose from
It has to be dependable.
And easy.
Affordable, of course.
Many times call holding.
I have a lot of questions.



CIRCLE 338 ON FREE INFORMATION CARD

home office or operations base, customers, clients, or prospects. But buying a phone, subscribing to a cellular telephone company, and selecting a service plan can be daunting even for sophisticated people.

Motorola's brochure lists tips to keep in mind when buying a cellular phone. It explains the different categories of cellular phones. Mobile phones, which are permanently installed in a vehicle, consume three watts of power and are ideal for those people who must spend a lot of time in their cars.

Transportable phones have self-contained batteries so they can be moved from one vehicle to another. They are a better choice for those who are likely to drive several different cars each day or must spend a lot of time away from their cars.

Portable, lightweight, handheld phones, can be carried in a purse or briefcase. They are recommended for those who are continually on the move, who switch from private to

public transportation, or who must walk around a lot during the day.

The brochure outlines the six key points to investigate when buying a cellular telephone: talk time, sound quality, range, comfort, special features, and price. A glossary of cellular phone terms is also included.

Security Systems for Your Home and Automobile; by Gordon McComb. Prompt Publications, 2647 Waterfront Parkway, East Drive, Indianapolis, IN 46214-2012; Phone: 800-428-7267 or 317-298-5710; Fax: 317-298-5604; \$16.95.

This book explains how to save money by installing your own security system. Modern security systems can deter property theft, vandalism, property boundary violations, and unwanted home intrusion. They even warn of fire and smoke danger.



CIRCLE 339 ON FREE INFORMATION CARD

McComb explains everything you'll need to know about selecting and installing a security system in your home or car with readily available tools. The book describes the basics of home and automotive se-

curity systems, and explains how to determine which system is right for your needs.

System components, including controllers, sensors, and warning alarms are explained. The book also discusses self-contained home and automotive security systems.

Looking Good with CorelDRAW! Third Edition; by Sheldon Nemoy and C.J. Aiken. Ventana Press, P. O. Box 2468, Chapel Hill, NC 27515; Phone: 919-942-0220; Fax: 919-942-1140; \$27.95.

This book explains how to get the most out of version 5 of CorelDRAW! This updated third edition contains hundreds of illustrations and step-by-step instructions for creating attractive graphics with CorelDRAW! 4 or 5.

A section of the book covers fundamental elements and program calls. It gives instructions for and examples of advanced techniques for constructing those elements. Icons on the screen indicate instructions that are specific to versions 4 or 5.

Nemoy and Aiken offer a wealth of practical advice for producing graphics including posters, book jack-




CIRCLE 340 ON FREE INFORMATION CARD

ets, newsletters, and brochures. Examples show how to include graphic effects like clouds, chrome, and glass in your drawings.

The authors also explain how to save time with the program's tabbed dialogs, accent art work, and perform color, shading or texture fills. You'll also learn how to make 3D extrusions with up to three light sources.

Op Amps Selection Guide. Analog Devices, Inc., 181 Ballardvale Street, Wilmington, MA 01887; Phone: 617-937-14228; Fax: 617-821-4273; free.

This six-page selection guide to Analog Devices' single-supply operational amplifiers includes key specifications and technical information on more than 30 products. The brochure simplifies the selection of single, dual and triple op-amps such as the low-power, precision, instrumentation, and low-noise models that operate from single 1- to 36-volt supplies.



CIRCLE 341 ON FREE INFORMATION CARD

The guide also explains the available choice of industry-standard JEDEC op-amp packages that Analog Devices offers for various applications. Some products are available on tape in reels for surface-mount placement.

Corporation, Commercial Controls Division, 4201 North 27th Street, Milwaukee, WI 53216; Phone: 414-449-7483; free.



CIRCLE 342 ON FREE INFORMATION CARD

Eaton's Literature Review identifies more than 55 catalogs that are available from Eaton's many divisions that manufacture products ranging from relays, sensors, switches, and transducers to other parts like actuators and circuit breakers.

The four-color brochure details catalogs from divisions that include Arrow-Hart, Consolidated Controls, Control Displays, Cutler-Hammer, Heinemann, and MSC Products to simplify selecting the right one for the specific products you need.


The Entrepreneurial PC: The Complete Guide to Starting a PC-Based Business, Second Edition; by Bernard J. Davis. Windcrest/McGraw-Hill, Blue Ridge Summit, PA 17294-0850; Phone: 1-800-233-1128; Fax: 717-794-2103; \$17.95.

This book explains how to turn your personal computer into your principal production tool for a personal-computer based business venture—it could be writing, accounting, consulting, desktop graphics preparation, or any of a number of other interesting possibilities.

The author discusses the requirements for suc-

cess in any new venture, and explains how to evaluate your skills, goals and readiness to start your own business. You'll learn how to select the right business to match your expectations and skills, how to make a business plan, sell your services, and run your home-based business.

It also explains how to choose the necessary computer software, hardware, and peripherals for your new business. The book discusses finances, including the need for start-up money and where to get the money.



CIRCLE 343 ON FREE INFORMATION CARD

Davis describes in detail many business possibilities and the requirements for entry into them. He balances his discussion by listing potential roadblocks, but he explains how to avoid them. A separate appendix lists and describes 75 more home-based business ventures that depend on the personal computer.

Build Your Own Home Theater; by Robert Wolenik. Sams Publishing, Div. of Prentice Hall Computer Publishing, 201 West 103 Street, Indianapolis, IN 46290; Phone: 317-581-3500. \$16.95.

This book explains how to assemble a complete home theater from standard, off-the-shelf, audio and video components.

Wolenik describes the many options available for



CIRCLE 344 ON FREE INFORMATION CARD

building a home theater including stereo, broadcast and cable television, VCR, laserdisc player, satellite receiving antenna, surround-sound speakers, and camcorders.

The author goes into technical detail in explaining the differences between the many products in each of the entertainment product categories. For example, you'll learn what some of the important differences are between rear-projection, front-projection, and direct-view television receivers.

He also explains the importance of color, clarity, and resolution for pleasurable viewing, and the difference between Dolby Surround and Dolby ProLogic. You'll even learn how to place your speakers for the optimum surround-sound effect with encoded programming.

In addition to discussing the manufactured products, Wolenik includes guidance on the selection of the optimum room in your house or apartment for the installation of a home theater system.

He tells you how to install acoustic insulation in that room to minimize or eliminate unwanted noise to improve viewing and listening pleasure.

A 16-page, full color insert in the book illustrates actual home-theater installations, and pricing information is included for many of the components shown.

COMPUTER CONNECTIONS

Don't interface—interact.

JEFF HOLTZMAN

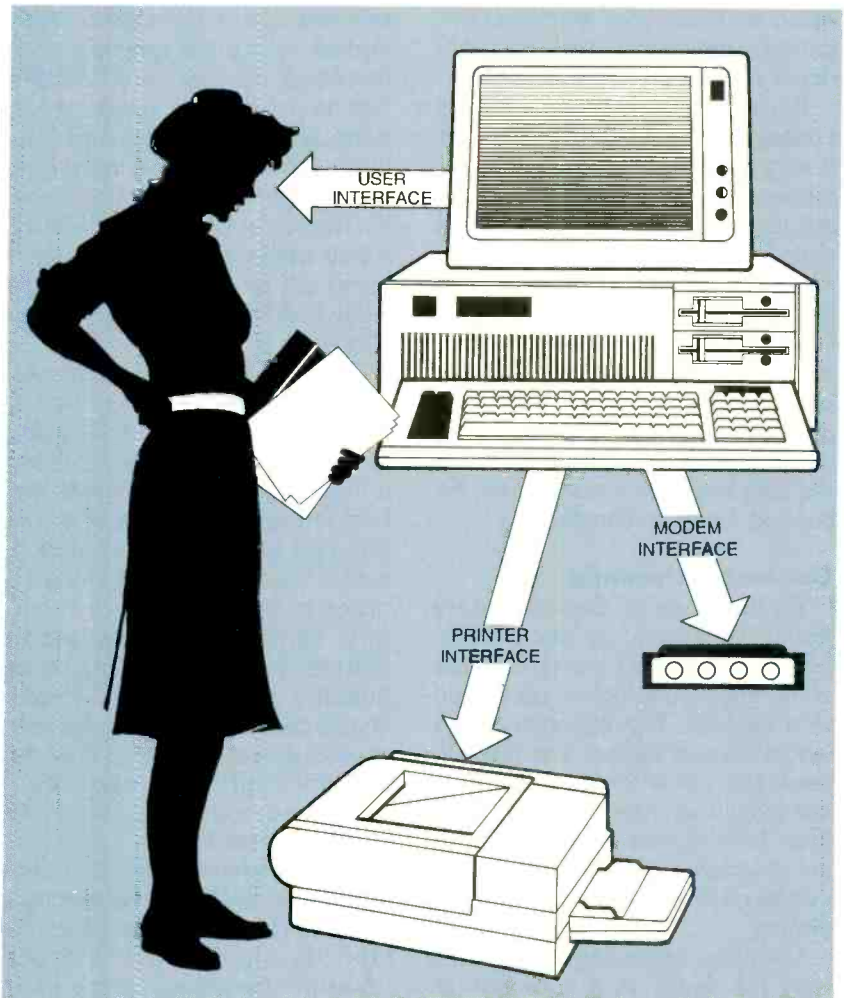
Last month I started a discussion of computer-industry unmentionables, beginning with the "D" word, documentation. Second on my list is the user-interface design. What is user-interface design?

Some think of it as sizing, shaping, and coloring screen widgets to achieve a visually pleasing result. That viewpoint is so outrageously incorrect as to be unworthy of comment. It comes from a prejudice based on an underlying "how" view of the world, versus a philosophic, theosophic, or even aesthetic "why" point of view.

Look at your computer (or at Fig. 1). It's got a serial interface, a parallel interface, a video interface, a hard-disk interface, a network interface, and a *user* interface. From one point of view (POV1), the user interface is just another thing that links the computer to some peripheral device, be it a printer, a modem, a network, or in this case, a user. That view might sound ridiculous, but that's how many computer and software designers view the situation.

It would be easy to adopt a contrary point of view (POV2) that says the user is primary, and the computer secondary. The computer is just another member of the class of things that we human beings use to extend our capabilities, much like the car, the telephone, the microscope, and the telescope. This is a tack frequently taken by social scientists, anthropologists, and cultural analysts.

A third point of view (POV3) avoids the reductionist simplifications offered by the first two. It doesn't seek understanding by reducing a complex situation to a set of interactions among simple elements. Rather, it views the situation as a whole, along with the interactions among the elements, as primary. User interface design thus becomes user interaction design.



USER INTERFACE DESIGN: Is the user just another peripheral with her own special interface? Is the computer an extension of human capabilities? Or is there something more to it?

Context

If you view the user interface as a conduit between the user and the computer, as do both POV1 and POV2, then you tend to focus on the characteristics of the conduit, the objects attached to either end of it, or the couplings between the conduit and the objects. From this mechanistic point of view, increasing bandwidth is seen as the primary means of increasing efficiency. In reality, this results in an ever-escalating desire for faster computers and higher resolution video

screens—as well as smarter users. But suppose we had computers of infinite speed, and output devices of infinite resolution. Would computers be any easier to operate? In the absence of other changes, the answer is a resounding *No!*

POV3, or user interaction design, does not discount the need for greater computing power and resolution. But rather than putting the objects first, it views their interaction, their environment, and their *Gestalt* as primary.

Gestalt is a German word im-

ported into English by turn-of-the-century psychologists who sought to surpass the mechanistic (Newtonian) notions prevalent in the dominant theory of the time, associationism. Associationism holds that perception is the summation of numerous acts of sensation. The problem was that the associationists failed to show how electrical impulses in nerves translated into concepts such as life, love, or God.

Borrowing from then-emerging concepts of field theory, Gestalt theory posited, in contrast, that apprehension of the whole cannot be reduced to the mere sum of the parts. Quite the opposite in fact: The parts are only comprehensible within the context of the whole. Context is what poor interface designers usually fail to grasp. Context is what good interaction designers grasp implicitly. In real estate, it's location, location, location. Where the user interface is concerned, it's context, context, context.

Context is dynamic

Explanations of Gestalt theory frequently depend on static metaphors. An oft-cited example is that of identifying a structure presented in a skyline. The associationists would have us believe that the skyline is the sum of the perceptions of the individual structures. By contrast, Gestalt holds that the individual structures are identifiable only insofar as they are elements of that skyline.

Likewise, technologists tend to view the world as a collection of function boxes: input, process, output. The user clicks a mouse button, the computer does some processing, then presents some new output. Input, process, output. User, computer, screen. By contrast, a Gestalt view would see one thing—the interaction process—as a dynamic context in which inputs, processing, and outputs occur.

There are thus two primary yet diametrically opposed points of view concerning human-computer interaction: functional and process-oriented. The functional view has prevailed throughout the entire history of computing; it is only in the last few years, with the rise of the field called usability engineering,

that the process-oriented point of view has started to attract serious attention. In the commercial world, the shift is beginning to manifest itself with a shift away from the functional paradigm toward something else, for which there is, as yet, no fully developed example.

The DOS version of the number one selling word processor, WordPerfect, is a prime example of the functional point of view. WordPerfect has scores and scores of functions, which despite their individual utility, lack an overarching unifying principle, or Gestalt. With Gestalt, all those features and functions would come to have meaning, to stand out as clearly as the Empire State Building does in the New York City skyline.

I have no example of a software product of any complexity that exhibits a fully developed Gestalt of the type I have discussed. But here is how you might recognize one. First is the obviousness of its use, given a basic understanding of the overall Gestalt. Second is the elegance of its design, which in practical terms means discernible pattern in the way functions are grouped and presented. Third is scope consistency, or consistency at various levels of design (low, middle, and high). The opposite of scope consistency is a huge catchall of features.

Command-line oriented operating system shells are interesting to discuss from this perspective. The Unix C shell and the DOS COMMAND.COM are two prime examples. The Unix shell has an almost astounding collection of tools, which is great. What is bad is the total lack of consistency among them. Even among people who aren't afraid of command-line interfaces, Unix commands provide a severe test. It's not hard to stump even experienced Unix users on some arcane feature or another.

The MS-DOS shell can be viewed as a very limited subset of the Unix shell, but it is, nonetheless, full of inconsistencies. For example, modern versions of the DIR command allow you to select and sort directory listings in various ways. In a better system, the same select and sort options would apply to com-

mands across the board. For example, the command DIR /AD /S /B lists all directories beneath the current directory. If the COPY command had the same options, I could duplicate the disk structure, without copying all the associated files, by typing COPY FROMDISK TODISK /AD /S /B.

In the graphical user interface (GUI) world, it is instructive to compare OS/2 to Windows 3.1 and to the upcoming version of Windows, code-named Chicago, but now officially known as Windows 95. There is nothing to be said that hasn't already been said about the problems with the Program Manager/File Manager dichotomy in Win31.

On the other hand, not enough has been said about the elegant, consistent design exhibited by OS/2 2.x and later versions. The reason is probably the large difference in usage between it and the most popular mainstream system.

The June '94 beta version of Windows 95 shows a typical Microsoft response to the migration problem. The W95 shell takes a step toward OS/2-like consistency and elegance, but fails to go all the way. Of course, because it is a beta, the shell can (and almost certainly will) change, but given Microsoft's history, I doubt that it will go as far as OS/2 has. This is a smart marketing move by Microsoft, and a risky one by IBM. But if history repeats itself, Microsoft's "not as good as it could be, but at least it's a step forward" approach will win, rather than IBM's "here's the solution to all your problems, just drop all current ways of doing things" approach. Don't get me wrong—I'd like to see IBM's approach win. But I think Microsoft's will win.

Tools, environments, and agents

Let's get back to the subject. The purpose of traditional user interface design is to build a link between two static objects, a computer and a user. The purpose of user interaction design is to build (1) tools and (2) an environment to ease and enhance the interaction among (3) two or more actors or agents. Let's now look at each component in more detail, in reverse order.

3. An actor or agent might be a

Look beyond our SCOPE.

Tektronix gives you an entire bench of affordable test instruments.

You know us for our oscilloscopes. (Considering we are the widely accepted market leader, it's not surprising.) ■ Now we've expanded our vision. And it's grown to include function generators, counters, timers, multimeters, power supplies, and accessories. All built with the same devotion to accuracy and reliability that you've experienced in our scopes. It's all compatible, fully integrated and best of all, simple

to use. ■ And all made available to you in a comprehensive, affordable portfolio we call TekBench™.

TEKBENCH™



■ Come, try one out when you next need something for your bench. We believe we'll be well within your scope. For more information or the name of the Authorized TekBench™ Distributor nearest you, call 1-800-426-2200. (When prompted, press 3 and request ext. 335.)




© Copyright 1984, Tektronix, Inc. All rights reserved. Tektronix and TekBench are trademarks of Tektronix, Inc. DPW-500173

CIRCLE 194 ON FREE INFORMATION CARD


Tektronix

Troubleshooting and Repairing
AUDIO EQUIPMENT


4112H \$29.95
Hardcover




3621H-XX \$39.95
Hardcover/Counts as 2



0110646-XX \$37.95
Counts as 2/Hardcover




4244P \$9.95




011322P-XX \$49.16
Counts as 2




037603-XX \$59.50
Counts as 2/Hardcover



0111049-XX \$49.95
Counts as 2/Hardcover



4334H \$29.95
Hardcover



4354P \$19.95



4359P \$19.95




3279P \$26.95




4139P \$16.95



3795P \$19.95




004439 \$12.95



4061P \$9.95



3765P \$19.95



3632P \$10.95




4089P \$18.95




3887H \$26.95
Hardcover



4179H \$28.95
Hardcover



3700H-XX \$36.95
Counts as 2/Hardcover




4325H-XX \$39.95
Hardcover/Counts as 2




3711P \$19.95



4122H-XX \$36.95
Counts as 2/Hardcover



4199H \$29.95
Hardcover



4416P \$9.95

Select any 5 books for only \$4⁹⁵

Plus get 1 book FREE upon prepayment when you join the **ELECTRONICS BOOK CLUB**® (values up to \$181.70)



4198H \$28.00
Hardcover




4209P \$19.95




3802H-XXX \$84.95
Hardcover/Counts as 3



0304157P \$19.95



3777H \$32.95
Hardcover




3627P \$19.95




4256P \$18.95



0443017-XX \$40.00
Counts as 2/Hardcover



0404348-XX \$49.50
Counts as 2/Hardcover



1367P \$29.95



4283P \$16.95



3374P \$16.95



2790P \$17.95



4503P-XX \$36.95
Counts as 2

0487375P \$24.95

As a member of the Electronics Book Club . . .

. . . you'll enjoy receiving Club bulletins every 3-4 weeks containing exciting offers on the latest books in the field at savings of up to 50% off of regular publishers' prices. If you want the Main Selection do nothing and it will be shipped automatically. If you want another book, or no book at all, simply return the reply form to us by the date specified. You'll have at least 10 days to decide. If you ever receive a book you don't want, due to late delivery of the News, you can return it at our expense. And you'll be eligible for **FREE BOOKS** through our Bonus Book Program. Your only obligation is to purchase 3 more books during the next 12 months, after which you may cancel your membership at any time.

A shipping/handling charge and sales tax will be added to all orders. All books are softcover unless otherwise noted. If you select a book that counts as 2 choices, write the book number in one box and XX in the next. If you select a Counts as 3 choice, write the book number in one box and XXX in the next 2 boxes. (Publishers' Prices Shown) ©1995 EBC

If coupon is missing, write to:
Electronics Book Club, Blue Ridge Summit, PA 17294-0810

ELECTRONICS BOOK CLUB®

Blue Ridge Summit, PA 17294-0810

YES! Rush me the following titles, billing me just \$4.95 (plus shipping/handling & sales tax). Enroll me as a member of the **Electronics Book Club** according to the terms outlined in this ad. If not satisfied, I may return the books within 10 days for a full refund and my membership will be cancelled. I agree to purchase just 3 more selections at regular Club prices during the next 12 months and may resign anytime thereafter.

Code #'s of my books for \$4.95

If you select a book that counts as 2 choices, write the book number in one box and XX in the next. If you select a Counts as 3 choice, write the book number in one box and XXX in the next 2 boxes.

Bill me (FREE book not available with this payment option.)

SPECIAL OFFER! Prepay your order by check, money order, or credit card and receive a 6th book of your choice FREE.

YES! I want the FREE BOOK indicated below. My introductory payment of \$4.95 plus \$4.95 shipping/handling* and applicable sales tax is enclosed.

Code # of my FREE book:

SINGLE SELECTION ONLY

Check or money order enclosed made payable to: McGraw-Hill, Inc.

Please charge my: VISA MasterCard American Express Discover

Acct. No. _____ Exp. Date _____

Signature _____ (required on all credit card orders)

Name _____

Address/Apt.# _____

City/State _____

Zip _____ Phone _____

Offer valid for new members only, subject to acceptance by EBC. U.S. orders are shipped 4th Class Book Post. Canada must remit in U.S. funds drawn on U.S. banks. Canadian orders are shipped International Book Post—add \$9.25 shipping/handling. Applicants outside the U.S. and Canada will receive special ordering instructions. A shipping/handling charge & sales tax will be added to all orders. RE195C



CRYSTAL-CONTROLLED! 5 MINUTE ASSEMBLY! MONEYBACK GUARANTEE! Attach 3 wires and hear every whisper up to 2 miles away on any programmable scanner or VHF surveillance receiver. Pre-tested surface mount module uses standard 9V battery for 100mW output! Includes battery box and crystal for 140MHZ. Custom frequencies available for Law Enforcement. Model VX-100 only \$79.95 + 2.00 S&H. VISA, MC, MO. COD add \$5.00. **DECO INDUSTRIES, BOX 607, BEDFORD HILLS, NY 10507. 914-232-3878.**

CIRCLE 127 ON FREE INFORMATION CARD

JENSEN
Master Catalog 1994 - 1995

NEW! Larger pages, type & pictures - more than (filled) than ever before!



Order Phone: 800-426-1194 or 602-968-6231
24-Hour FAX: 800-366-9662 or 602-438-1690

FREE CATALOG! FEATURING THE BEST NEW PRODUCTS FROM MANY MAJOR MANUFACTURERS • Hand Tools • Tool Kits & Cases • Test Equipment • Soldering Supplies • Wire/Cable/Connectors • Bench Accessories. Call: 800-426-1194 • FAX: 800-366-9662. **JENSEN TOOLS INC., 7815 South 46th Street, Phoenix, AZ 85044-5399.**

CIRCLE 176 ON FREE INFORMATION CARD

CALL NOW AND RESERVE YOUR SPACE

- 6 x rate \$1,000.00 each insertion.
- Fast reader service cycle.
- Short lead time for the placement of ads.
- We typeset and layout the ad at no additional charge.

Call 516-293-3000 to reserve space. Ask for Arline Fishman. Limited number of pages available. Mail materials to: mini-ADS, ELECTRONICS NOW, 500-B Bi-County Blvd., Farmingdale, NY 11735.

FAX: 516-293-3115

person or a computer process.

2. A given environment might include one or more persons or processes. Processes might operate on one or more computers.

1. A tool is what I referred to earlier as a function or a collection of functions. A tool is designed and integrated within a conceptually unified architecture; it is not just a random collection of capabilities (the WordPerfect model).

More generally, the environment consists of everything perceivable—presently sight, touch, and sound, but eventually including taste and smell. It won't be long before so-called virtual reality technology gives rise to the VUI.

GUI-building tools such as Visual Basic and App Studio must evolve from being only drawing tools for creation of static screen objects, to become "interface" simulators that allow self-modifying actors to interact. In this scenario, user-interface design becomes less like a drawing activity, and more like specifying the rules of an expert system.

Objects

Object-oriented technology holds some promise for improving user-interface design. The reason has nothing to do with encapsulation, inheritance, or polymorphism. It is rather the real-world modeling that frequently accompanies o-o technology projects. The problem here is model proliferation. The human body is a good analogy. In it, multiple subsystems (circulatory, respiratory, nervous, skeletal, muscular) coexist and interact simultaneously. As software continues to increase in complexity, a similar concept is necessary so that user-interface design and implementation can proceed essentially independently of functional design and implementation.

The question then becomes how computer system design generally can evolve to support multiple simultaneously functioning and interacting subsystems explicitly. But that's a topic for another time. Meanwhile, don't let anyone fool you. There is much more to user interaction design than is obvious. As always, comments are welcome; email jkh@acm.org. Ω

VIDEO NEWS

continued from page 6

nounced that it will develop a recordable version next year. The TDK system will be a write-once type and is claimed to be much cheaper than proposed multi-recordable systems, which can erase and record many times. TDK says that its write-once system also will be much cheaper than rewritable types that use phase-change technology.

• "Multimedia" camcorder.

Building on the success of its Viewcam—which combines an LCD monitor screen with a camcorder—Sharp has introduced a new version that doubles as a communications device. Sharp is calling it the first multimedia camcorder. The new top-of-the-line Viewcam contains a four-inch LCD color monitor with excellent resolution. It has connectors built into its base so that it can be placed on a stand (included with the camcorder) that connects it to a TV for playback. But that's not the only use for the connectors in the bottom of the machine. The camcorder also docks easily onto an extra-cost "Viewcamteleport" that has a built-in telephone jack. Also in the teleport is a solid-state memory device capable of storing 10 still color pictures, which can be selected from the tape in the camcorder, photographed live, or adapted from any other video source.

The teleport-equipped camcorder can send pictures via a standard phone connection to any other similarly equipped Viewcam. At the receiving end, the teleport can store up to 10 pictures in its solid-state memory for later viewing—either on the Viewcam's LCD screen or on a TV set. The digital transmissions provide three grades of picture, depending on transmission time—8, 11, or 20 seconds per picture. At a recent demonstration, the 20-second version was undistinguishable from the original.

The teleport also includes an audio-visual telephone answering system. If the called party doesn't answer, a recorded voice says: "Please transmit a video picture or

Continued on page 90

The theft of video signals has cable-TV and satellite-TV programmers aggressively pursuing signal pirates.

Signal Theft

PAUL PARADISE*


VIDEO SIGNAL THEFT IS NOT NEW, it's hardly sensational, and it's rarely prosecuted. However, the cable-TV industry, by its own estimates, loses billions of dollars each year because of it. As the cable and satellite-TV industries prepare for new interactive technologies, they have become increasingly aggressive in trying to thwart signal pirates.

Perhaps the most dramatic action by a signal pirate was the transmission of the following message that was seen by hundreds of thousands of cable subscribers in the East and

Midwest during an HBO cablecast of the movie *The Falcon and the Snowman*: "Good Evening HBO from Captain Midnight. \$12.95 a month? No way! (Showtime/The Movie Channel Beware.)"

The sender, who used a satellite uplink to superimpose his message on the HBO transmission, was eventually caught and prosecuted. But his sentiments regarding the rising cost for premium cable television and signal scrambling are shared by many.

In January 1986, HBO and Cinemax, both owned by Time, Inc. became the first two cable programmers to scramble their satellite signals, thereby preventing people who owned satellite-TV reception (or TVRO) systems from watching their programming without paying a monthly subscription fee.



*Excerpted from the forthcoming book: *Designer Counterfeiting*.

In May, 1986 little more than a week after Captain Midnight's pirate broadcast, Showtime and the Movie Channel followed suit and scrambled their signals. Today, virtually all of the major cable networks scramble their satellite feeds.

Despite signal scrambling and a significant enforcement effort by the cable industry and the Motion Picture Association of America (MPAA) to apprehend illegal users, signal theft remains rampant. According to the National Cable Television Association (NCTA), almost one-quarter of all cable viewers in this country do not pay for the service. In 1992, the NCTA estimated that signal theft amounted to a loss to the cable industry of \$4.75 billion.

Satellite scrambling history

Signal theft grew in popularity with the growth of the home satellite TV market in the early 1980s. Home TVRO systems first became available in 1979 and were particularly attractive to TV-starved rural residents. At that time, a home satellite system cost \$10,000.

In just a few years, the cost for

satellite dishes dropped to \$2,500, and demand for the dishes surged even in urban areas. Home TVRO systems became a growing concern to programmers. They worried that the availability of consumer satellite-TV systems would cause cable-TV subscriptions to plummet, thus reducing their revenues. The industry sought a way to prevent unauthorized viewers from watching their signals; the result was that programmers scrambled their satellite-delivered signals.

Signal scrambling upset consumers and dealt a major blow to the satellite-TV industry. Sales of satellite systems, which had reached 70,000 a month, fell to fewer than 15,000 a month. The early signal scrambling, however, spawned a new industry: illegal descrambling.

The scrambling method chosen by HBO that became the *de facto* standard for satellite-delivered television was VideoCipher II, developed by M/A-COM. VideoCipher II scrambles the video portion of the signal by replacing the horizontal- and vertical-sync signals with digital data. The digital data

stream contains the audio portion of the signal, as well as the authorization codes or addresses of all legitimate descramblers. The digital data are encrypted with the data encryption standard or DES.


Although the DES itself was never "beaten" by signal pirates, VideoCipher scrambling proved to be easy to defeat through several "back doors." Descramblers, for example, were cloned so that a single legitimate subscription could turn on thousands of descramblers.

After pirates had compromised the security of VideoCipher II, General Instrument Corp., which bought the technology from M/A-COM, was forced to develop a new scrambling scheme called VideoCipher II Plus. The Plus system has yet to be successfully "hacked." The most recent version of the scrambling technology is VideoCipher Renewable-Security or VCRS.

The VCRS system has two features that make it resistant to piracy. First, developing a way to defeat the system would require a considerable investment in advanced technology. Second, the VCRS module has a provision to accept smart cards to update the encryption technology to counteract any "hacks" or security breaks. The smart cards can be produced quickly and cheaply, allowing any security breaks to be patched promptly.

Other Satellite piracy

Despite the development of the VCRS that has virtually eliminated signal theft by home satellite-TV viewers, satellite theft remains a serious problem, according to Dennis Powers, Chief of Signal Security, Legal Department of HBO. "The main focus of our signal theft efforts is the commercial misapplication of our satellite signal," said Powers. "We're not necessarily talking about boxes or modules that have been compromised or pirated, but multiple dwelling areas like trailer parks, apartment complexes, and recreational-vehicle parks that have set up their own cable



THIS EARLY VIDEOCIPHER II BOARD was compromised by signal pirates. Notice that the potting compound has been removed from around the microprocessor and EPROM socket.

systems under the guise of being TVRO installations. The pirate is paying a user fee, but is bringing down our signal and then redistributing it throughout the complex and charging a fee to each subscriber."

According to Powers, the illegal user is acting as an illegal distributor or illegal franchisee by selling the programming to other users who may, or may not, realize that he is doing so without authorization.


Other forms of satellite theft include sports bars that pick up sporting events not usually available on broadcast channels or cable networks.

Some sporting events that are distributed by satellite are not available in certain "blacked out" areas. For example, Major League Baseball has ruled that out-of-town games should not be made available anywhere where the home team is in action. That means that an avid fan of the San Francisco Giants who lives in New York would not be able to view his favorite team if either the Yankees or Mets were in action. The rules for NFL football prohibit a home game from being televised in the team's region if the stadium isn't sold out 72 hours prior to kickoff.

Such rules can be enforced by VideoCipher, which has the ability to black out programming according to ZIP codes. However, some TVRO system owners have been known to give incorrect address information when ordering program subscriptions so that they could watch programming that would otherwise have been blacked out to them.

Commercial establishments such as sports bars that masquerade as residences have been another problem. In this case, an establishment attempts to reduce its subscription fees by registering for a residential instead of commercial subscription.

Such satellite theft is difficult to trace. Leads for enforcement come in through many avenues, including rival sports bars that have legitimate program subscriptions. Agents who work for



A VCRS MODULE ready for insertion in a satellite-TV receiver. The smart-card slot provides for upgradable security.

the major leagues or private investigators visit sports bars throughout the country to monitor what is being shown. Late last year, NFL Enterprises, Inc. filed civil suits against dozens of bars across the country for buying residential subscriptions to its NFL Sunday Ticket package. Residential subscriptions cost \$139 for the football season, while commercial establishments pay from \$600 to \$2000, depending on their size.

To catch suspected signal pirates, NFL enterprises sent out teams of investigators to sports bars. During stops in play, the league caused all VideoCipher modules to display their identification numbers on the TV screen so that its investigators could note them and compare them against its subscription database.

Yet another form of satellite-signal theft occurs overseas. The Motion Picture Association of America (MPAA) has repeatedly cited the Caribbean area as a hotbed of piracy, both for pirated videocassettes and signal theft. However, the MPAA does not authorize cable programmers to distribute their services outside the U.S. If people in the Caribbean countries want cable services, they have no choice but to engage in signal theft.

"Technically, the footprint of the satellite signal is there," said Matthew Sappern, manager of corporate affairs for

HBO. "HBO doesn't have the right to legally distribute and market its services outside the U.S. based on the covenants we have with the Hollywood studios." Because cable programmers lack distribution rights in the Caribbean area, their anti-piracy efforts are hindered.

According to Powers, the Caribbean Cable Association is lobbying the MPAA in Hollywood to allow the programmers to distribute outside the U.S. The MPAA has thus far not granted distribution rights because of its release schedule for new movies. The release schedule is a marketing umbrella whereby new movies are released first to the U.S. theaters, then to the foreign theater market, before being released for videocassette distribution, cable television and network television. This prevents a movie from appearing in the theaters and on videocassette or cable television at the same time.

Direct-broadcast satellites

In October of last year, a new satellite service was rolled out nationally: the RCA Digital Satellite System which broadcasts digital video and audio signals from high-power direct-broadcast satellites (DBS). The three major players responsible for the launch are RCA/Thomson Consumer Electronics, DirecTV (a unit of General Motors Hughes Electronics), and

United States Satellite Broadcasting (U.S.S.B, a division of Hubbard broadcasting).

The DSS rollout has been enormously successful so far, with RCA selling virtually all the hardware it can produce—100,000 units a month, according to the company. More than one million receivers could be sold before the service is one year old.

The encryption and conditional-access system chosen for DSS, a completely digital system, was developed by the News Datacom division of Rupert Murdoch's News Corporation. The receiver accepts a smart card through a slot in its front panel, which allows the receiver to decode the programming that it is authorized for.

The rationale for choosing the system is that the smart card is difficult to reverse-engineer, yet is easy and inexpensive to upgrade and replace if a security break makes it necessary. In that way, it is similar to VCRS.

However, in Europe, a very similar system from News Datacom provides conditional access control for the Sky satellite service. The system has been repeatedly subjected to "hacks" by satellite pirates. Officials of the companies in-

volved remain confident that any security breaks in the DSS encryption will be repaired quickly and inexpensively.

What the law says

Signal theft became a Federal crime under the Cable Communications Policy Act of 1984 [Title 47 USC, Section 605]. The Act states that "No person shall intercept or receive or assist in intercepting or receiving any communications service offered over a cable system, unless specifically authorized to do so by a cable operator or as may otherwise be specifically authorized by law." Satellite-delivered programming, because it is distributed primarily to cable companies, is also covered under the Cable Act.

The Act clearly mentions equipment used for signal theft. It states: "For the purpose of this section, the term assisting in intercepting or receiving shall include the manufacture or distribution of equipment intended by the manufacturer or distributor (as the case may be) for unauthorized reception of any communications service offered over a cable system."

For a first offense under the Cable Television Consumer Protection and Competition Act of

1992 [Title 47 USC, Section 553], a fine of \$50,000 and imprisonment of up to two years, or both, may be handed down. A repeat offender can be fined up to \$100,000 and imprisoned for more than five years.

Only a manufacturer or distributor of illegal decoders or other descrambling devices is likely to receive imprisonment under the Cable Acts. A homeowner with no criminal record is not likely to go to jail for illegally connecting to the cable system. In many instances, the homeowner will be offered amnesty by the cable company and asked to subscribe.

"Our department performs many functions," says Bob Astarita, vice-president of security for Cablevision, the fifth largest Multiple Systems Operator (MSO) in the country. "One of the most critical is what we call a tap-audit function. Security technicians literally walk the system and make a determination if anyone is connected improperly or illegally."

In the first instance, according to Astarita, the illegal tap is treated as an unauthorized connection—one in which an individual is receiving programming through no fault of his own. That could happen, for example, if someone moved into an apartment and hooked his equipment up before determining that the prior occupant forgot to contact the cable company to have the service discontinued.

After the programming is cut off and the connection removed, a salesman will call and ask if the party would like to subscribe. If a tap audit discloses that the party is hooked up illegally a second time, it is treated as an illegal theft. The illegal connection is photographed and removed as evidence.

"Now you are illegal," says Henry Hack, director of investigations for Cablevision. "You have committed a crime. Theft of services is a Class A misdemeanor in New York State. You will be sent a cease-and-desist letter, and the security department will monitor the situation." No legal action will be



THE RCA DSS RECEIVER could be the next target for the concentrated efforts of pirates. The smart-card slot is located on the right side of the integrated receiver/descrambler or IRD.

taken unless the party hooks up for a second time. After the second offense, Cablevision will initiate either a civil action or a criminal action.

In a criminal action, a police officer will come to the house, determine that the party is hooked up illegally, and issue a desk appearance ticket. In New York State, theft of services is punishable by up to a \$1000 fine or a year in jail. In most instances, if the homeowner has no criminal record, he will be able to plea bargain to a lesser offense. Most legal actions involve a civil suit. Damage awards start at about \$1,500 in a civil suit.

"When I think of a pirate, I think of a seller or a distributor of illegal electronic products, not a homeowner," says Hack. "This is a business entity that advertises openly and is aware of the law." According to Hack, most illegal distributors do not sell in the states in which they are located to avoid prosecution under state law.

A typical brochure from a mail-order operation will display seemingly top-of-the-line equipment with brand names such as General Instrument, Panasonic, Toshiba and Scientific Atlanta. Usually, the channel converter, which can be legally acquired, will be offered for sale, along with the add-on or stand-alone descrambler—also called a starbase, a black-box, a pancake, or a hotplate in the pirate trade.

In some instances, the equipment offered for sale is acquired from a cable operator who is about to upgrade the equipment in his franchise. In such cases, a distributor who buys the inventory that is to be upgraded diverts the equipment to a pirate operation.

"Piracy goes well beyond electronic hobbyists," Astarita said. "We encounter people who have Ph.D.s and others who have extensive backgrounds and degrees in many other academic disciplines."

Astarita, who is a former FBI agent, heads a staff of former law enforcement professionals. He and his staff conduct "buy-



THIS SPORTS BAR in New Jersey was sued for \$1.4 million by Major League Baseball for showing out-of-town games without authorization.

and-bust" operations and gather information to be used against pirate operations as part of their daily jobs.

Cable-signal theft can mean more than lost revenue to cable companies. One of the most serious problems caused by the proliferation of pirate electronic equipment is signal leakage. Hooking up an illegal decoder requires some technical expertise and the proper tools. A decoder that is not properly installed will cause signal leakage—radiation that poses a threat by interfering with commercial aircraft radio frequencies.

"We're supposed to be a closed system and there should be no leakage," said Hack. "The FCC does flyovers and measures the signal leakage, if the amount exceeds the cumulative leakage index (CLI), we will be fined heavily." Most cable operators have CLI teams who seek out potential signal leakage throughout the cable system.

Cable fights back

The technological battle between the cable companies and

the pirates has led to some interesting anti-piracy devices, including the "electronic bullet." In April 1991, for example, American Cablevision of Queens, New York, filed suit against 317 cable customers who were pirating signals.

Jerrold Communications, a division of General Instrument Corp., learned that its converters were being compromised by an override chip. The black market chips were installed in a basic converter to obtain free premium programming. After obtaining several pirate devices, Jerrold engineers devised a strategy for outwitting the chip. The engineers invented a "bullet" that used the chip's own programs to neutralize it.

"The bullet is designed to blow out a box that has been tampered with," Hack explained. "Our computers talk directly to the decoders that we purchase from the manufacturer and tell it what to authorize. To use the bullet, we send a signal down the line that says: 'ignore the next message,' and the legitimate boxes will ignore the next message—the next

message being: 'blow yourself up.' There is no frying or electrical charge or 'bullet'—just a deauthorization." Incredibly, the bullet succeeded because irate homeowners with pirated boxes—unaware that a "bullet" had been fired—called the cable company to complain about the lack of reception.

Despite the penalties afforded under the Cable Acts of 1984 and 1992, the sale of illegal equipment is rampant. Illegal decoders are offered for sale in electronics stores, through mail-order companies, and are even advertised in national magazines. The sale and advertisement of illegal decoders can be found throughout the country.

Will Nix who joined the Motion Picture Association of America (MPAA) in 1976 and was promoted to the title of Chief Operating Officer of the MPAA's anti-piracy division, participated in organizing a nationwide effort to combat signal theft. Nix left the MPAA in 1991.

According to Nix, at one time during the 1980's about fifty percent of the satellite decoders sold by General Instrument were being compromised by a illegal computer chips. "General Instrument wanted to transfer its in-house anti-piracy effort into a larger, national effort," Nix said. "We helped organize the Office of Cable Signal Theft (OCST) as a joint effort by the Satellite Communications Broadcast Association (SCBA) and the MPAA."

OCST was formed in 1986 and today is part of the National Cable Television Association, in Washington, D.C., and funded by both the NCTA and the MPAA. OCST works closely with the Department of Justice, the F.B.I., U.S. Customs, state and local prosecutors, as well as law enforcement agencies throughout the country. OCST provides assistance to these enforcement agencies in prosecuting criminal violators. In the last three years, OCST has been involved in the seizure of 400,000 illegal decoders.

"Another organization that I assisted in forming is the Coal-

ition Opposing Signal Theft (COST)," Nix said. "COST was set up as a joint venture between the NCTA and the MPAA, and was designed to address issues in the area of signal theft."

Many of the more than 10,000 cable operators are members in the OCST and COST, which is part of the OCST advisory committee. Mr. Astarita is the current vice-chairman of COST.

The inside problem

"When I first moved into Manhattan, the cable technician who hooked me up asked if I wanted to do this the legal way or the illegal way," said HBO's Matthew Sappern.

For some cash, the cable technician was offering to hook up the premium channels for Sappern, who would thereafter receive them for free. Sappern's experience is by no means an isolated one. Moreover, the largest source of illegal decoding devices on the black market today is cable operators themselves. It is estimated that as much as 90% of the market in illegal decoders can be traced back to the cable operators. It should be noted that in many instances, a cable operator who is upgrading his equipment will unknowingly sell his existing inventory to a distributor who, in turn, will divert the inventory to an illegal use.

"We at Cablevision are aware that a great deal of the illegal product comes from within," Astarita explained. "Cablevision monitors what happens to its old cable boxes, and in some instances we destroy the boxes if we cannot sell them to a reputable source."

Cablevision prides itself on being a leader in the field of addressing theft. It conducts due diligence inquiries on contractors and vendors with whom it does business. It will sell old cable products only to a distributor who can document the inventory's destination or to a licensed franchise cable operator.

Future problems?


Interactive television will dramatically change the content of cable programming and the

problem of signal theft. In late 1994, Time Warner Cable Systems was scheduled to introducing interactive television to some 4000 homes in Orlando, Florida. The Orlando project will cost about \$5000 per household. Digital Equipment Corp. and General Instrument Corp. are joining forces to produce the interactive equipment, which will combine DEC's microprocessor, distribution, and storage technologies with GI's encryption system that allows financial and other information to be sent confidentially.

The Orlando endeavor is the largest of many interactive television projects that will get underway this year. Interactive television will ultimately change the concept of the cable operator, who will be offering much more than simple television programming. EMInteractive television is the result of a merger of the technologies of many industries: computer, cable, television and telephone. Interactive television will allow the subscriber to 'interact' with the television. In the envisioned systems, the interactive cable subscriber will be able to talk face to face with his neighbor or his employer, shop and bank from his television, and view conventional television programming as well. Virtually all of the signals for interactive TV will be digital.

In June 1994, British television viewers got their first introduction to interactive television. Two commercial broadcasters, Carlton Television and London Weekend Television, joined forces with a cable operator to offer an experimental interactive London news channel. The cable operator's 65,000 subscribers can choose from four channels of programming to concentrate on weather, traffic, community and social action reports or the regular news program. In 1995, the cable operator hopes to introduce interactive programming that will allow the viewer to communicate with the studio. Viewers will be able to vote on programs or the performance of a politi-

Continued on page 90



This simple, passive integrated-circuit tester can be a valuable addition to your test equipment.

MARK HANSLIP

A TESTER FOR INTEGRATED CIRCUITS can be passive or active. An active tester determines how a device reacts to a set of input signals. It can determine if an IC is faulty, but only if the device is removed from its host circuit.

The passive tester described here can test ICs in a circuit, and does not need to be reconfigured for each device to be tested. A passive tester can also function as a logic analyzer to monitor input and produce output signals.

This article describes how to design, build, and use a simple, inexpensive passive IC tester that can be a valuable addition to your suite of test equipment. But keep in mind that the tester is designed for testing TTL and CMOS devices powered by +5 volts, only.

The tester can test devices with any number of pins. The author designed his prototype to test ICs with up to 20 pins. Chips with 8 to 20 pins that are

packaged in DIPs (dual in-line packages) usually have the same width and pin spacing. Thus if a zero-insertion-force (ZIF) socket is added to the integrated-circuit tester, it will be able to accept most 8-, 14-, 16-, 18-, and 20-pin ICs.

The IC tester puts one or more pins of a known good device in parallel with the corresponding pins of a suspect device. The tester then lights one LED lamp if differences are found in the signals between any matching pins, and other LEDs on the tester light up to show where those differences are.


Circuit design

A typical input circuit is shown at left in the Fig. 1 schematic; one is needed for each test pin. (Only one input circuit is shown. It can test only one suspect pin at a time, but the tester can be built with as many input circuits as you need. Connect additional input circuits to

the latch circuit via the 1N4148 diodes as shown in the schematic.) The 74LS266 is an open-collector quad EXCLUSIVE NOR (XNOR) gate. One input to each 74LS266 gate is attached to one pin of the device under test (DUT), and the other input is attached to the same pin of the "good" chip. A single 74LS266 can accommodate up to four inputs, although only a single input is shown in the schematic.

When the two inputs to a 74LS266 gate are the same (e.g., pin 3 of the DUT and pin 3 of the reference device), the output is high; when the inputs differ, the output is low.

Multiple 74LS266 output signals are added together through a series of 1N4148 diodes which are connected to the latch circuit. Only a single latch circuit is needed for the entire tester. After power is applied to the tester, push reset button S1 to initialize the circuit. The reset



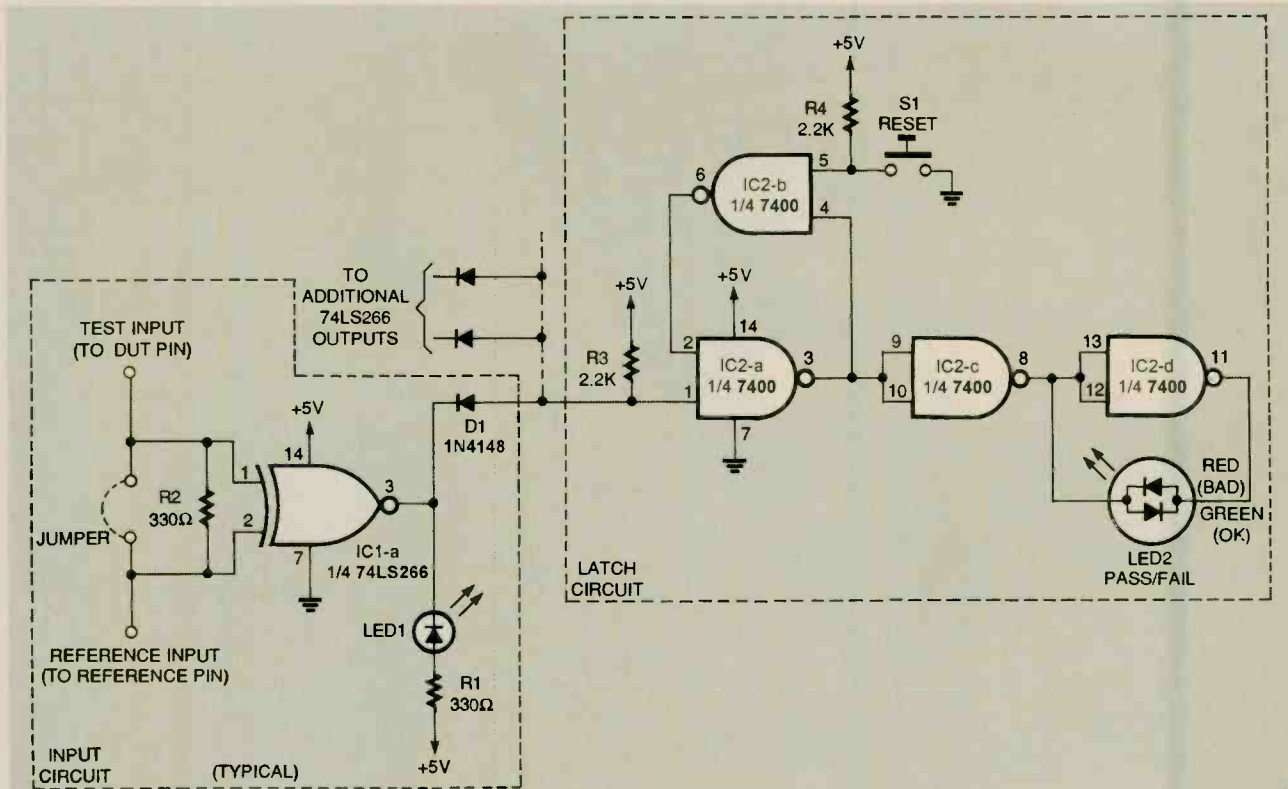


FIG. 1—THIS SIMPLE IC TESTER compares two logic signals and indicates whether the signals are the same or different.

THE BURNING MUST STOP. NOW!

Rain forests occupy just 2% of the earth's surface. Yet, these rain forests are home to half of the planet's tree, plant and wildlife species. Tragically, 96,000 acres of rain forest are burned every day.

You can help stop this senseless destruction. Right now you can join The National Arbor Day Foundation, the world's largest tree-planting environmental organization, and support Rain Forest Rescue to stop further burning.

You'd better call now.



 The National Arbor Day Foundation

Call Rain Forest Rescue.
1-800-255-5500



causes bi-color LED2 to light up green. After that, any low output from a 74LS266 will trigger the latch circuit which drives the bi-color LED to red. That color indicates that at least one pin of the DUT doesn't agree with the good chip. The faulty pin is flagged by the LED (LED1 in Fig. 1) attached to the corresponding gate's output. Press the reset pushbutton again to start a new test.

The 330-ohm resistor that parallels the comparator's inputs (R2) allows the signals to the DUT to flow to the reference IC as well. That resistor also prevents the output of the DUT from affecting the reference IC. The jumper that parallels the resistor can short circuit the ground and +5-volt pins of the DUT to the reference IC so the reference IC can be powered by the DUT circuit. Power for the remainder of the test circuit (LED, comparators, and latch) must come from an external power supply.


Remember that the tester is designed for testing 5-volt TTL and CMOS devices only. To prevent damage, do not exceed

that voltage on any pin.

The tester can be converted to a logic analyzer by inserting a DIP header into the test socket. All of the DIP header pins except the power pin should be connected together and grounded. This will allow you to monitor the signals going to and coming from the DUT with the green LEDs.

Tester use

To use the tester, first connect the test input to the suspect pin of the DUT. Next, connect the reference input to the same pin of an identical reference chip that is known-to-be-good. Push the reset button to begin the test; the green section of the bi-color LED will be illuminated. Any signal on the test device that differs from the one on the reference device will then momentarily light the LED lamp that corresponds to that pin, and also latch on the red section of the bi-color LED. That indicates that the device under test is faulty. If the reference and DUT signals are the same, the DUT is OK, and the green LED will remain lit. □



PROGRAMMABLE SINEWAVE GENERATOR

RONALD J. PORTUGAL

A PROGRAMMABLE SINEWAVE GENERATOR can be a lot more accurate than an analog-based generator. When teamed with a PC or single-board computer, a programmable generator becomes an application-specific instrument offering a limitless variety of software-based "front panels" without the need to modify the hardware. It's a fun device to build and experiment with. Plus, you have to build it only once, but you can program it forever.

There are many tasks that can be performed with a programmable sine wave generator (PSG):

- Convert RS-232 signals to audio or RF frequency FSK (frequency shift keying) format for phone line or wireless modem transmitters
- Function as a signal source for bode plots

Build this programmable sine wave generator once, and you can program it forever!

- Function as a linear, log, discrete, or programmed sweep generator
- Act as a local oscillator and carrier frequency generator for a transceiver
- Function as a general-purpose generator for industry, education, and experimenter labs
- Synthesize single-voice music compositions
- Generate telephone keypad tones
- Synthesize voice or sound
- Act as a general-purpose secondary frequency standard
- Generate frequency bursts
- Generate continuous-wave amplitude modulation
- Provide a stable, accurate voltage-controlled oscillator for amateur radios
- Generate automatic-test equipment sweep signals

A computer's parallel port is ideal for controlling a PSG because the parallel port is easy to use, and there is one in most personal computers made today—including most laptop models. Although the serial port could be used, the required

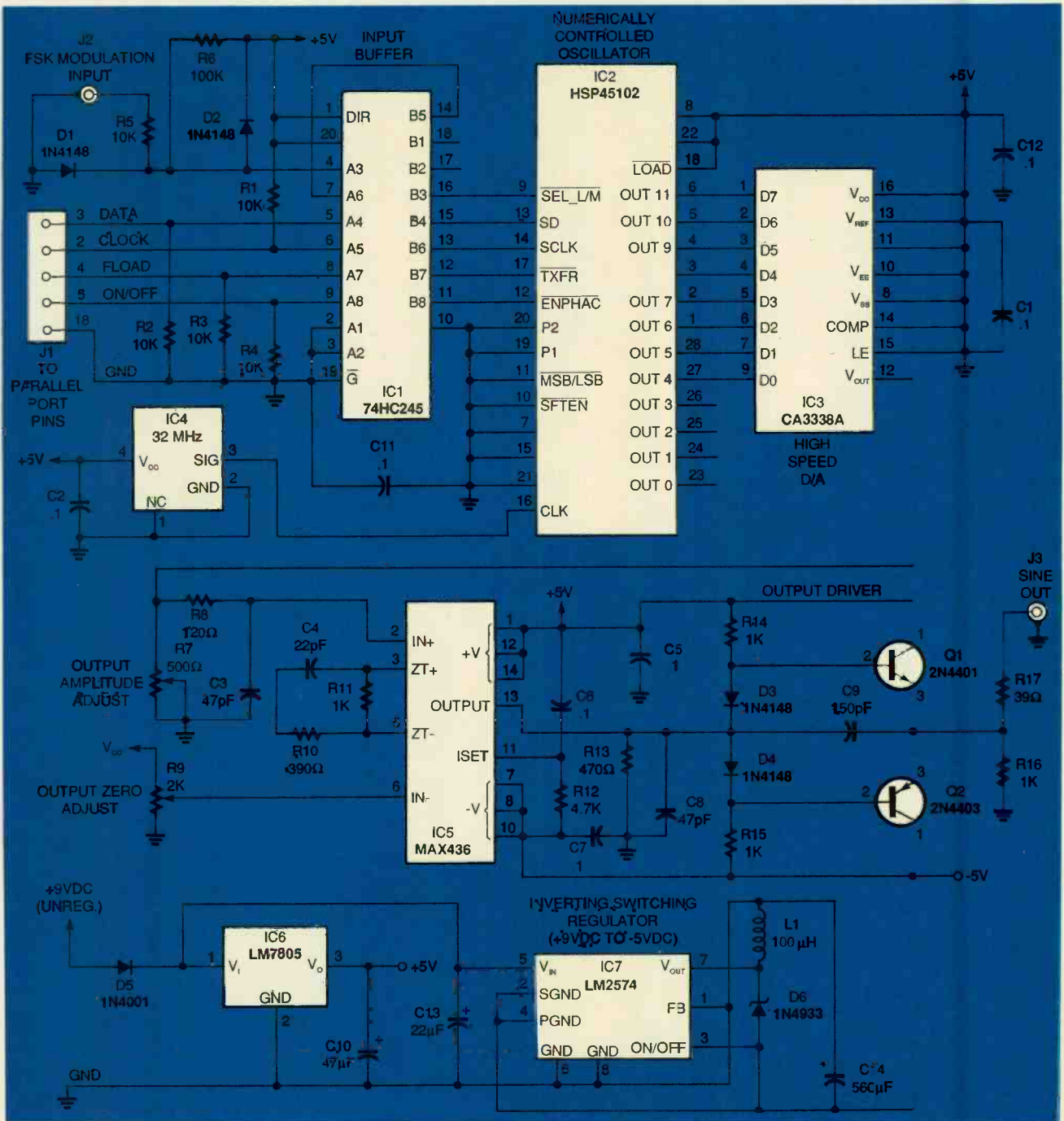


FIG. 1—PSG SCHEMATIC. The NCO chip is a serial input device that needs either 32 or 64 bits of data to generate sinewaves; 32 bits are required for single-frequency operation and 64 bits are required for dual-frequency (FSK) operation.

interface would be more complex, hardware-intensive, and expensive.

The heart of the PSG is an HSP45102 numerically controlled oscillator (NCO). The frequency to be generated is selected from two frequency control words. A single control pin selects the word that determines the output frequency. Switching from one frequency

to another occurs in one clock cycle, with a six-clock-pulse pipeline delay from the time that the new control word is loaded until the new frequency appears at the NCO's output. Twelve-bit binary words selected from the chip's internal memory are fed to a Harris CA3338A digital-to-analog converter (DAC) that generates the synthesized sinewave output.


Once the sinewave has been synthesized, it is level-shifted to be symmetrical around zero volts and then filtered to remove the remaining components of the high-frequency NCO clock frequency (32 MHz). Finally, the sinewave is buffered and fed to the PSG's output.

How does it work?

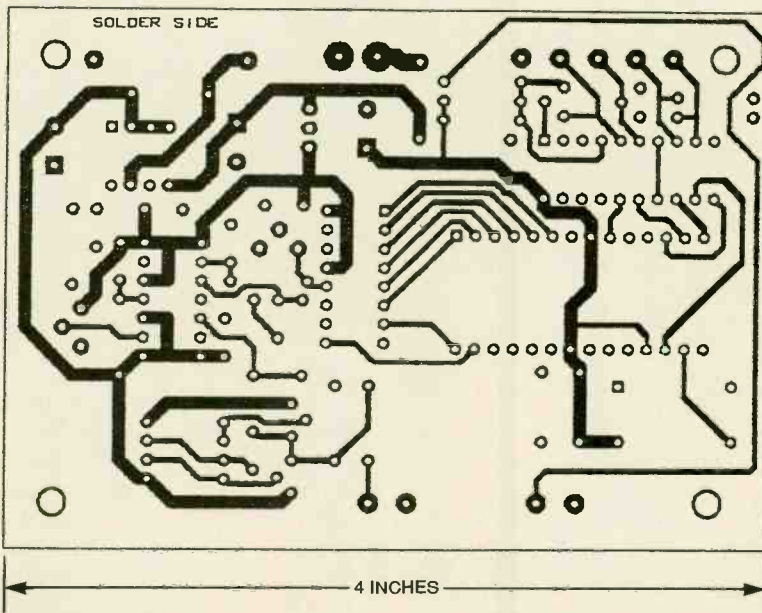
Refer to the upper left-hand corner of the schematic, Fig. 1. The DATA, CLOCK, FLOAD, and ON/OFF

TABLE 1

PARALLEL PORT DB25 PIN NO.	9	8	7	67	5	4	3	2
DATA PORT BIT	D7	D6	D5	D4	D3	D2	D1	D0
BIT WEIGHT	128	64	32	16	8	4	2	1
BIT FUNCTION	X	X	X	X	ON/OFF	FLOAD	DATA	CLOCK



PSG COMPONENT SIDE.



PSG SOLDER SIDE.

OFF input lines couple the board to a PC's parallel port. Each of the four inputs is buffered by IC1 and then fed to the

HSP45102 NCO chip. The NCO chip is a serial input device that needs either 32 or 64 bits of data to start generating sine-

waves; 32 bits are required for single-frequency operation and 64 bits are required for dual frequency shift keying (FSK).

A shift-clock pulse is generated by the PC with each data bit fed to the DATA input, and it is fed to the CLOCK input of the NCO. When all 32 (or 64) data bits have been fed to the NCO, the FLOAD line is activated and the new frequency(s) become available at the output of the generator. The ON/OFF control line turns the output signal on or off under program control.

The TTL-compatible FSK modulation input selects one of the two programmed frequencies to be seen at the output of the instrument. For example, assume the two programmed frequencies are 1.0001 megahertz and 0.9999 megahertz. A high level (TTL logic 1) at the FSK input would cause the 1.001-megahertz signal to appear at the output, while a low level (TTL logic 0) would cause the 0.999 megahertz signal to show up at the output. The switching delay between signals is six clock pulses—in this case, 187.5 nanoseconds.

The FSK input is held high by 100K resistor R6 to ensure that the first 32 bits of input data activate the NCO. The FSK input is protected from negative voltages by D1 and voltages in excess of +5 volts by D2.

When the NCO has received valid data, it computes the location of the sinewave amplitudes (stored in ROM) needed to generate the output signal. For example, if a 1-megahertz sine-wave has been requested, the NCO computes the location of the 32 amplitude values necessary to make up the 1-megahertz sinewave (F_{CLK}/F_{OUT} = number of amplitude values) and then sends the binary values in a 12-bit format to 12 output lines at a 32-megahertz rate (every 31.25 nanoseconds). A digital-to-analog converter (DAC) connected to the NCO's output lines converts the amplitude values to analog voltages. A 12-bit, 31.25-nanosecond-settling-time DAC is needlessly expensive, so an 8-bit DAC is substituted. The DAC's vertical

resolution, better than 0.4%, is adequate for this application.

The amplitude of the DAC output signal is controlled by R7 while the sinewave DC zero level is set by R9. The DAC output (0 to +5 volts unloaded) must be level-shifted to produce a sinewave symmetrical around zero volts. It also must be filtered to produce clean sine-waves.

Because the number of samples per sinewave cycle is equal to the ratio of the clock frequency and the desired output frequency, it can be seen that at 5 megahertz, the number of samples forming the sinewave will be 6.4 (32 MHz/5 MHz), which is a pretty "steppy" sinewave.

The two problems, filtering and level-shifting, are solved by the Maxim MAX436 wideband transconductance amplifier IC5. A transconductance amplifier is a true differential amplifier with high-impedance inputs. It provides accurate gain without negative feedback, eliminating closed-loop phase shift. This is the main cause of oscillation in voltage-output, high-speed amplifiers. The output of the transconductance amplifier is a current that is proportional to the differential input voltage, and the amplifier is virtually short-circuit proof. The gain of the circuit is set by the ratio of two external impedances and an internal current gain factor K:

$$\text{Gain} = K(Z_{\text{LOAD}}/Z_T)$$

The device also has a bandwidth in the 275-megahertz range with an 800-volt-per-microsecond slew rate.

For level-shifting, R9 is connected between +5 volts and ground with its center tap fed to the negative input terminal of the MAX436. Simply adjust R9 so that the output signal is symmetrical about ground.

Three resistive-capacitive (RC) sections are distributed throughout the circuit. The first section consists of the output impedance of DAC IC3, R7, R8, and C3. The second is comprised of R13, the output impedance of the transconductance amplifier, the input impedance of the complementary

PARTS LIST

All resistors are 1/4-watt, 5%, unless noted.

R1—R5—10,000 ohms
 R6—100,000 ohms
 R7—500 ohms, 1/4-inch round, single-turn cermet trimmer potentiometer
 R8—120 ohms
 R9—2000 ohms, 1/4-inch round, single-turn cermet trimmer potentiometer
 R10—390 ohms
 R11, R14—R16—1000 ohms
 R12—4700 ohms
 R13—470 ohms
 R17—39 ohms
 C1, C2, C5—C7, C11, C12—0.1μF, ceramic
 C3, C8—47 pF, 5%, ceramic NPO

C4—22 pF, 5%, ceramic NPO
 C9—150 pF, 5%, ceramic NPO
 C10—47 μF, 25 volts, electrolytic
 C13—22 μF, 25 volts, electrolytic
 C14—560 μF, 16 volts, electrolytic

Semiconductors

IC1—74HC245 octal non-inverting bus transceiver
 IC2—HSP45102 12-bit numerically controlled oscillator (Harris)
 IC3—CA3338A 8-bit DAC (Harris)
 IC4—NEL HS501 32-MHz clock oscillator module (Mouser No. 332-3320 or equivalent)
 IC5—MAX436 wide-band transconductance amplifier (Maxim)
 IC6—7805, 5-volt regulator (TO-220 package, Motorola or equivalent)
 IC7—LM2574-5 inverting switching

LISTING 1

```

*****
*                               PSG CONTROL PROGRAM                               *
*   COPYRIGHT 5/94 by R.J. PORTUGAL, NORTH HAVEN, CT. 06473, U.S.A.           *
*****
DECLARE SUB FREQUENCY (L1, L2, FLAG)      '**** Frequency input routine
DECLARE SUB FREQCLR (L1, L2)              '**** Clear frequency entries
DECLARE SUB LOAD ()                       '**** Parallel-serial data convert
DECLARE SUB ERMMSG (L1, L2)              '**** Error messages
DECLARE SUB DSPLY ()                      '**** Display screen

COMMON SHARED FMT$, N1$, N2$, K, DP, PORT$, MSG$(1), L1, L2
DIM Z AS STRING * 1: DIM MSG$(20)
FMT$ = "###,###,###,###.####": Clk = 32000283: K = (2 ^ 32 / Clk)

'*****
' To select NCO parallel printer remove the (') "comment symbol"
' in front of the appropriate program line.
' PRINTER PORT "LPT2" will be selected by the following:

'port$ = "LPT1": dp = &H3BC      '*** LPT1 DATA PORT ADDRESS
'port$ = "LPT2": dp = &H378     '*** LPT2 DATA PORT ADDRESS
'port$ = "LPT3": dp = &H278     '*** LPT3 DATA PORT ADDRESS
'*****
'***** (Message list) *****
MSG$(1) = "          Input range is from 0.00Hz to 10,000,000.00Hz"
MSG$(2) = "          Program accepts numerals and a single decimal point"
MSG$(3) = "STRING$(64, " "): MSG$(4) = "STPINGS(21, " ")"
MSG$(5) = "Last input not transferred to NCO": MSG$(6) = "STRING$(50, " ")"
MSG$(7) = "PSG output signal OFF"
MSG$(8) = "PROGRAMMABLE SINEWAVE GENERATOR CONTROL SCREEN"
MSG$(9) = "PSG printer port is " + PORT$ + " "
MSG$(10) = "PORT$ + " uses I/O port " + HEX$(DP) + "HEX"
MSG$(11) = "COPYRIGHT 5/94 by R.J. PORTUGAL, NORTH HAVEN, CT. 06473, U.S.A."

COLOR 15, 1: CLS : CALL DSPLY: N1$ = 0: N2$ = 0: CALL LOAD
-----
DO: K$ = INKEY$      '**** Main Program
IF LEN(K$) = 2 THEN 'check keyboard entry for 2 character scan code
  IF ASC(RIGHT$(K$, 1)) = 59 THEN CALL FREQUENCY(5, 6, 1)  '**** [F1]
  IF ASC(RIGHT$(K$, 1)) = 60 THEN CALL FREQUENCY(8, 9, 2)  '**** [F2]
  IF ASC(RIGHT$(K$, 1)) = 61 THEN
    N1$ = 0: N2$ = 0: CALL LOAD
    CALL FREQCLR(5, 6): CALL FREQCLR(8, 9)
  END IF
  IF ASC(RIGHT$(K$, 1)) = 62 THEN CALL LOAD      '**** [F4]
  IF ASC(RIGHT$(K$, 1)) = 63 THEN              '**** [F5]
    COLOR 6 + 16, 7: OUT DP, 1 + 8
    LOCATE 15, 40 - LEN(MSG$(7)) / 2: PRINT MSG$(7)  '**** nco clock off
    DO: K$ = INKEY$: LOOP UNTIL K$ = CHR$(0) + CHR$(63)  '**** Prints message
    COLOR 15, 1: LOCATE 15, 40 - LEN(MSG$(4)) / 2: PRINT MSG$(4)  '**** Wait for "F5" key
    OUT DP, 1
    END IF
    IF ASC(RIGHT$(K$, 1)) = 68 THEN GOTO endp      '**** Turns NCO clock ON
    '**** [F6]
  END IF
  LOOP
endp: COLOR 7, 0: CLS
END      'XXXX END PROGRAM XXXXX END PROGRAM XXXXX END PROGRAM
'*****

```

regulator (National Semiconductor equivalent)

D1-D4—1N4148 diode

D5—1N4001 diode

D6—1N4933 fast rectifier diode (Motorola or equivalent)

Q1—2N4401 NPN transistor

Q2—2N4403 PNP transistor

Other components

J1—male DB-25 jack

J2, J3—BNC jack

L1—390 μ H choke (Renco No. RL3901 or equivalent)

Miscellaneous: Four-foot length of five-conductor cable, four hex spacers and screws (for PC-board "feet"), clip-on heat sink for TO-220 case, PC board, 9-volt DC adapter, solder.

Note: The following items are available from R.J. Portugal, 52 Susan Lane, North Haven, CT 06473:

• PC board—\$20.00

• Parts kit including the PC board board-mounted components (does not include any of the "Miscellaneous" parts listed above or jacks J1-J3)—\$64.95

• 5.25-inch, 1.2 Meg floppy diskette containing QBASIC source program—\$12.00

Please add \$3.50 for S&H on continental USA orders. All others add \$5.00. Make checks or postal money orders payable to R.J. Portugal.

emitter-follower (Q1 and Q2), and C8. The final RC section consists of R10, R11, and C4. With the values shown in Fig. 1, the NCO generates a relatively constant 5-volt peak-to-peak signal into an open circuit from 0.1 hertz to 5 megahertz. At 10 megahertz, the output amplitude is down to 3 volts peak-to-peak.

The impedance seen looking into the joined emitters of the two transistors (Q1 and Q2) that make up the simple complimentary emitter-follower output driver is about 11 ohms. The 39-ohm resistor (R17) in series with the output terminal sets the output impedance seen by the load to 50 ohms.

Two operating voltages are required for this circuit to work: +5 volts and -5 volts. Both voltages are derived from a 9-volt AC-to-DC adapter. The +5 volts is supplied by an LM7805 voltage-regulator. A National Semiconductor LM2574 switching regulator generates the -5 volts. Diode D4 in series with the regulators protects the board against accidental power-supply reversals. The +5-volt supply must provide about 200 milliamperes, so the LM7805 should be fitted with a heat sink.

The 32-megahertz oscillator could have been built with discrete components for a few dollars less than the clock module IC4 that is specified. However, 32-megahertz oscillators can be cranky at times, and they tend to be noisy. By contrast, the module specified is small and quite reliable.

Programming

The PC must manipulate four control lines for the PSG to work. The CLOCK line is a PC-simulated shift clock for moving data (on the DATA line) into the NCO buffer. The FLOAD line transfers data from the NCO's input buffer to its active registers, and the ON/OFF line turns the PSG output on and off. The four control lines correspond to the first four lines of the parallel port data register as shown in Table 1.

To program the PSG, first

```
SUB DSPLY
COLOR 15, 10: LOCATE 2, 40 - LEN(MSG$(8)) / 2: PRINT MSG$(8)
COLOR 15, 1: LOCATE 5, 1
PRINT "      [F1]      Enter Frequency 1                Hz"
PRINT "              (0.00 to 10,000,000.00Hz)         usec"
PRINT "
PRINT "      [F2]      Enter Frequency 2                Hz"
PRINT "              (0.00 to 10,000,000.00Hz)         usec"
PRINT "
PRINT "      [F3]      Clear Frequency 1 and 2 to zero": LOCATE 19, 1
PRINT "      [F4] Load NCO          [F5] Start/Stop PSG output"
PRINT "
PRINT "              [F10] End program-return to DOS"
COLOR 15, 10
LOCATE 23, 40 - (LEN(MSG$(9)) + LEN(MSG$(10))) / 2: PRINT MSG$(9) + MSG$(10)
COLOR 7, 9: LOCATE 25, 40 - LEN(MSG$(11)) / 2: PRINT MSG$(11): : COLOR 15, 1
END SUB

SUB ERMMSG (L1, L2)          *** Displays 2 line error message
CALL FREQCLR(L1, L2)
COLOR 14, 4: FOR i = 14 TO 15: LOCATE i, 9: PRINT MSG$(i - 13): : NEXT i
SLEEP 4: LOCATE 15, 1: FOR i = 14 TO 16: LOCATE i, 9: PRINT MSG$(3): NEXT i
END SUB

SUB FREQCLR (L1, L2)        *** Clears control panel F1 & F2 display areas
COLOR 14, 4: LOCATE L1, 45: PRINT MSG$(4): LOCATE L2, 45: PRINT MSG$(4)
END SUB

SUB FREQUENCY (L1, L2, flg) *** F1 & F2 input routine
COLOR 14, 4: CALL FREQCLR(L1, L2): LOCATE L1, 45: LINE INPUT f$
IF VAL(f$) > 10000000 OR VAL(f$) < 0 THEN CALL ERMMSG(L1, L2): GOTO esub
dpf = 0
FOR i = 1 TO LEN(f$)        *** F1/2 numeral & multiple decimal point
x$ = MID$(f$, i, 1)        *** check
IF x$ = "." AND dpf = 0 THEN dpf = 1: GOTO x
IF x$ = "." AND dpf = 1 THEN CALL ERMMSG(L1, L2): GOTO esub
IF ASC(x$) < 48 OR ASC(x$) > 57 THEN CALL ERMMSG(L1, L2): GOTO esub
NEXT i
f = VAL(f$): LOCATE L1, 45: PRINT USING FMT$; f; *** prints freq
LOCATE L2, 45
IF f <> 0 THEN PRINT USING FMT$; 1000000 / f; *** period of F1 or F2
IF flg = 1 THEN N1$ = K * f *** Converts F1 or F2 to a 32bit word
IF flg = 2 THEN N2$ = K * f *** compatible with NCO input specs
COLOR 22, 7: LOCATE 16, 40 - LEN(MSG$(5)) / 2: PRINT MSG$(5): COLOR 15, 1
esub:
END SUB

SUB LOAD *** Converts F1&2 into serial format & shifts them into NCO
FOR j = 3 TO 0 STEP -1: FOR x = 7 TO 0 STEP -1 ***** Xfer first 32 bits
IF (PEEK(VARPTR(N2$) + j) AND 2 ^ x) > 0 THEN dt = 2 ELSE dt = 0
OUT DP, dt + 4: OUT DP, 1 + dt + 4 *** Serial data and shift
NEXT x: NEXT j ***** pulse generator
FOR j = 3 TO 0 STEP -1: FOR x = 7 TO 0 STEP -1 ***** Xfer second 32 bits
IF (PEEK(VARPTR(N1$) + j) AND 2 ^ x) > 0 THEN dt = 2 ELSE dt = 0
OUT DP, dt + 4 + 16: OUT DP, 1 + dt + 4 + 16 *** Serial data and shift
NEXT x: NEXT j ***** pulse generator
OUT DP, 1 + 16 ***** Xfers new F1&2 to NCO
COLOR 15, 1
LOCATE 16, 10: PRINT MSG$(6)
END SUB
```

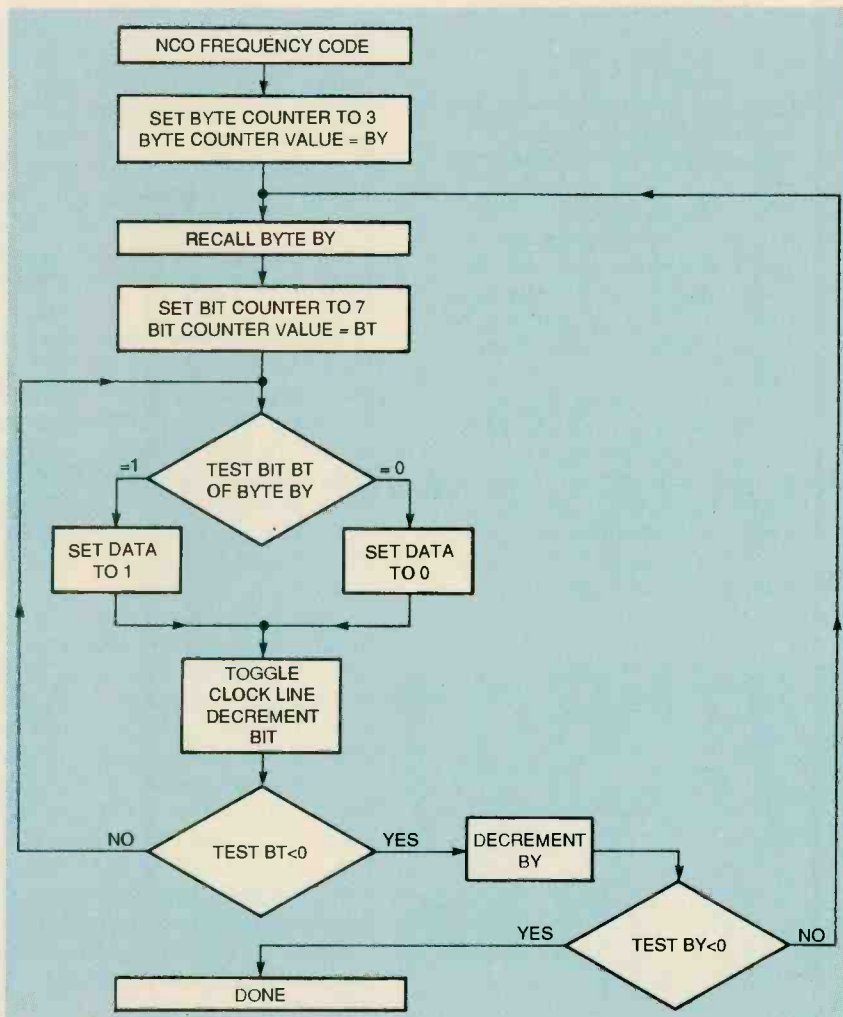


FIG. 2—PARTIAL SUBROUTINE FLOWCHART. The 32-bit NCO frequency code must be read into the board bit-by-bit.

specify some output frequency. Enter that frequency with an input statement (assuming a program written in QBASIC) and then convert the frequency to the format that the NCO wants to see by using the following equation:

$N = \text{Integer Portion} (f_{\text{OUT}} \times 2^{32}/f_{\text{CLK}})$
 where: N = NCO code number,
 f_{OUT} = The output frequency,
 and f_{CLK} = 32 MHz.

The integer portion of the equation means that only the digits to the left of the decimal point are used for N . Using Basic's long-integer suffix ensures that the NCO frequency code number (N) will be stored in a 32-bit format. An "&" following a variable declares it a long-integer which happens to be 32 bits long.

The program for the PSG shown in Listing 1 is written in

QBASIC version 4.5. The program has a few nice features such as: parallel-port selection (LPT1, LPT2, or LPT3), a multi-color display, error messages, and user prompts. The program has been tested on both a 386-based IBM-compatible PC and an old monochrome 8088-based PC running at 4.77 megahertz, and it performs equally well on both machines.

This article will not include a line-by-line analysis of the program. However, consider the "sub load" subroutine. This is where the NCO data word is converted from parallel to serial format and sent to the NCO board. The easiest way to understand what's going on here is to study Fig. 2, a partial flowchart of the subroutine.

First the 32-bit NCO frequency code must be read into the

board bit-by-bit. The board is set up for most-significant-bit first entry of the serial data (bit 32 goes to the NCO first and bit 0 is sent last). Next, long-integers in QBASIC are stored as groups of four successive bytes in the PC's memory, least-significant-byte first, most-significant-byte last. Once the memory location of N is known, N must be read in reverse order, fourth byte to first byte. The "Set byte count to 3" and "Decrement BY" lines keep track of which byte is being processed.

The byte now must be scanned from the top down; that is, the most-significant-bit to the least-significant-bit. This is where the "Set bit counter to 7," "Test bit BT," "Set DATA to 1 or 0," "Toggle Clock Decrement BT," and "TEST BT" blocks are used. The program looks at each bit of N , MSB first, and then decides whether the bit is a one or a zero. It then sets the DATA line and toggles the CLOCK line, sending the DATA bit to the NCO.

After each pass through the inside loop (the bit test loop), the bit counter content (BT) is tested to see if all the bits have been scanned—if not, the loop is completed again. When a bit scan has been completed, the BY counter is adjusted and tested to see if the last byte has been processed. Again, the program loops until all bytes have been processed.

With the powerful instructions available in QBASIC, the whole procedure can be completed with just a few lines of code:

```

FOR J = 3 TO 0 STEP -1
FOR X = 7 TO 0 STEP -1
IF PEEK (VARPTR (N&) + J)
AND 2^X > 0 THEN dt = 2 ELSE
dt = 0
OUT dp, 0 + dt + 4 : OUT dp, 1
+ dt + 4 NEXT J
NEXT X
  
```

The "IF PEEK..." line is fairly complex. The FOR NEXT J loop accounts for the bytes and the FOR NEXT X loop handles the bit tracking. Starting from the inside and working out, the VARPTR(N&) function returns the address of the variable N&.

Other Schools Say Their Computer Repair Training Is The Best... At NRI, We Let Our Graduates Do The Talking:

"Just two years after finishing the NRI training in microcomputer servicing, I set up my own company. I contract myself out to several computer retailers as their service technician. I have control over my future and total confidence in my business"

V. Bender, Calgary, Alberta

"I recommend NRI to anyone looking for a change, success, and real challenge. The Action Learning Kits allow you to build on what you studied in the lessons - no better way exists to learn how to troubleshoot and service computers!"

R. Buda, Tenley Park, IL

"No doubt, the excellent back-up of your staff was a significant factor in my swift completion of my micro-computer repair training. Their helpfulness, either by phone or by letter, was nothing short of amazing."


J. Preusker, Angston, SA, Australia

Thousands of Successful NRI Graduates Are Proof of the Quality and Effectiveness of NRI Training

NRI's been successfully training people for new electronics careers for more than 80 years. Regardless of your previous experience, you can succeed with NRI, too.

Experience First-Hand the Intricate Electronics Inside Today's Computers

NRI's highly acclaimed Discovery Learning Method - the learn-by-doing approach that gives you first-hand experience with the intricate electronics behind microcomputers - is the most effective way to learn a new skill. You start with NRI's Discovery Lab - a complete breadboarding system that lets you design circuits, modify them, and then diagnose and repair faults.



You then go on to build a state-of-the-art 486sx/25 MHz Intel-based computer from the keyboard up. You install the power supply, 3.5" floppy drive, 200 meg hard drive, and Super VGA color monitor. This powerful system, which also features a Pentium overdrive-ready motherboard and today's most sought-after peripherals - CD-ROM drive, sound card, and speakers - is all yours to train with and keep.

What's more, you perform diagnostic tests using the professional-level Ultra-X R.A.C.E.R. plug-in card and Quick Tech software, all included in your course.

Plus, NRI training includes fully integrated software packages - MS-DOS 6.21, QBasic, and Microsoft Works - and skill-building interactive projects to give you complete confidence in a wide range of applications.

Train in the Privacy of Your Own Home

No prior experience necessary - with your personal instructor and NRI's team of technical specialists behind you every step of the way, you learn at your own pace - no classroom pressures, no night school, no need to quit your present job until you're ready to make your move.



Take Advantage of Today's Money-Making Opportunities in Computer Repair

The Department of Labor forecasts over 220,000 jobs for computer service technicians by the year 2005. With the right training and skills, you can cash in on this wide-open opportunity. Only NRI prepares you so thoroughly for a full- or part-time job as a computer service technician - even a business of your own!

FREE Catalog Gives You the Whole Story-Call or Write NRI Today

Let us hear from you next! Send today for NRI's free, full color catalog. If the coupon is missing, write to NRI Schools, McGraw-Hill Continuing Education Center, 4401 Connecticut Avenue, NW, Washington, DC 20008.

Send today for FREE catalog or call 1-800-321-4634 Ext.1050

NRI Schools

McGraw-Hill Continuing Education Center
4401 Connecticut Avenue, NW, Washington, DC 20008



For career courses approved under G1 Bill, check here for details.

Check one free catalog only

- | | | |
|--|--|--|
| <input type="checkbox"/> MICROCOMPUTER SERVICING | <input type="checkbox"/> Basic Electronics | <input type="checkbox"/> Desktop Publishing & Design |
| <input type="checkbox"/> TV/Video/Audio Servicing | <input type="checkbox"/> Computer-Aided Drafting | <input type="checkbox"/> PC Applications Specialist |
| <input type="checkbox"/> Industrial Electronics and Robotics | <input type="checkbox"/> Computer Programming | <input type="checkbox"/> Programming in C++ |

Name _____ Age _____
(please print)

Address _____

City _____ State _____ Zip _____

Accredited Member, National Home Study Council

10-0195

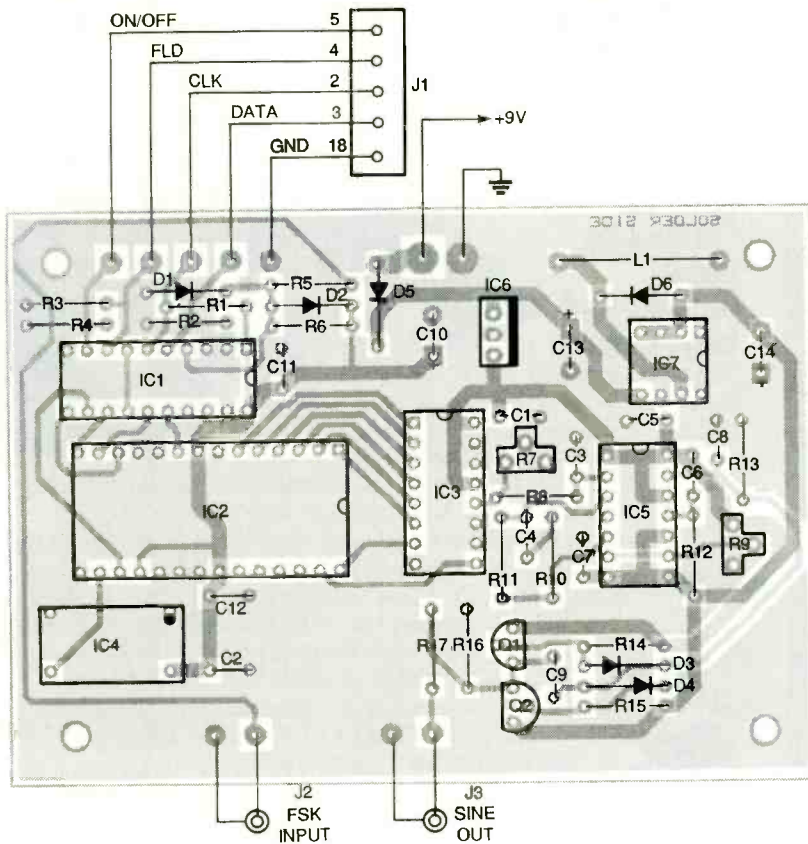


FIG. 3—PARTS-PLACEMENT DIAGRAM. You can make your own board or buy one from the source given in the Parts List. The input/output connectors are not mounted on the board.




FIG. 4—AN EARLY PSG PROTOTYPE. This board differs slightly in its parts layout from the final design.

that is the address of the first byte of N& (remember that N& consists of four memory bytes). PEEK returns the value of the data byte stored at the specified

memory location. So, VARPTR(N&) provides the address of the first byte of N&, and PEEK reads the value of the byte at the address. The "J" inside

the PEEK function selects one of the four N& bytes.


The AND logical operator creates the logical results of ANDing two quantities, in this case the eight-bit word supplied by the VARPTR and the eight-bit equivalent of 2^X . Since 2^X takes on binary values only (0, 1, 2, 4, 8, 16, 32, 64 and 128), only one bit of binary word equivalent to 2^X is a high for each value of X. When two bits are ANDed, the result is a one when both bits are ones. If the N& byte being scanned has a one as its MSB, and it is ANDed with 2^7 , the result of the AND function will be a binary word equivalent to decimal 128. If the MSB is zero, the resulting word will be zero. This process is called "masking" and it should be familiar to anyone experienced with C or machine-language programming. As the value of X changes from 7 to 0, each bit of the current byte is tested by the AND function.

The final part of the program line, THEN, sets variable dt to either a 2 or a 0. Refer to Table 1. Data to be fed to the NCO appears as the second bit of the parallel-port data word, and it has a binary weight of 2.

The two OUT instructions send bytes to the parallel port data register (dp). The first OUT instruction sends the results of the bit analysis (0 or 2) plus 4 to the NCO. The "4" (refer to Table 1) controls the NCO's FLOAD input that should be set high when data is being transferred to the chip. The second OUT instruction is identical to the first OUT instruction except for an additional "1." That "1" turns on the NCO CLOCK input, producing a positive edge that shifts the value into the NCO.

You might have to read the preceding paragraphs several times so that you understand how the load subroutine works. Once you understood the procedure, you can program the NCO board to do anything it's capable of doing. The rest of the program provides visual enhancements to the screen display, and generally forms a clean control panel for the PSG.

(Continued on page 66)



PHANTOM OF THE ETHER

The new energy-saving fluorescent bulbs save money on electric bills, but they can interfere with infrared remote controls.

TOM HEALD

I WAS WATCHING A MOVIE ON A cable channel one night when suddenly my TV set jumped channels. I grabbed my universal infrared remote control and tried to switch back to the channel I was watching but nothing happened. The remote was dead! So I went to my cable box and changed the channel back to the program I was watching. However, a few minutes later the channel switched again. What was going on? Nobody else had been near either my remote control or cable box.

I then pointed my remote control at my TV set, reset the channel, adjusted the volume and tested the mute. All three functions worked. Five minutes later the TV screen bloomed into a field of snow, and the hiss of

static overcame the audio. The cable box had turned itself off.


The next day the remote control worked fine with the TV and VCR but not with the cable box. I called my local cable company and asked if it was experiencing technical difficulties. A spokesman for the cable company declared "No, it's those universal remotes. They're always causing problems with our boxes. If you rent one of our remotes, it'll work just fine."

Rather than follow this suggestion, I returned my cable box and swapped it for a new one, thinking that the problem would be solved. The replacement box worked just fine, but a few days later the remote control started acting up again.


Mystified, I called Universal Electronics, makers of my One For All remote control, and ex-

plained my problem. The customer service representative said he had not heard about my spontaneous switching problem before, but he suggested that the cause could be in the code for my cable box. I was given a special code to reset my remote control, and then I tried all the codes for my Scientific Atlanta cable box. Everything worked well for a couple of hours before the glitch finally returned.

I thought about probable causes and over the next few days I carried out a concerted attack on the mystery. First, I bought new batteries for my remote control, then I rented a dedicated remote control from the cable company. Finally, in desperation, I exchanged the cable box again and bought a brand new remote control.



LIGHTS OF AMERICA's Model 2022 fits around the shade supporting harp of most table lamps. It interfered with the authors's cable box.



GENERAL ELECTRIC'S Model 1302 did not interrupt any of the author's entertainment electronics.

Everything worked well during the day, but at night neither my new universal remote control nor cable-box remote would work. I then concluded that the cause might be noise on the cable—or perhaps some energy source interfering with my remote's signal. Although I felt foolish doing it, I turned off all the lights in my house and, with my remote, switched a number of channels. Had the problem been solved?

Then I turned the lights back on, one at a time, and eventually narrowed down the offending source to new energy-saving fluorescent tubes that I had installed months earlier. These bulbs were interfering with my remote control, but the standard fluorescent tubes in my kitchen lighting fixture had no effect on it.

I ruled out power consumption as a cause: the energy-saving fluorescent tubes were rated for 30 watts, but the kitchen fixture contained four 40-watt tubes. It seemed that the fluorescent bulbs were producing

an infrared signal that jammed my cable box and, on occasion, simulated the remote control's signal.

I phoned several fluorescent lamp manufacturers to see if they could shed some light on this interference. "Yes, we have had some complaints," said Scott Mack, a spokesman for Philips Lighting. He advised me to make sure the energy-saving bulbs were at least 10 feet away from my TV set and cable box and that they were plugged into different household electrical circuits.

"But that's the cure for radio frequency interference," I protested, "what about infrared interference?" He agreed with me, but said that until Philips came up with a definitive solution this was the suggested response to any complaints. "In fact," he added "If those suggestions don't work, try moving the energy-saving lamps to a different room."

Ghost busting

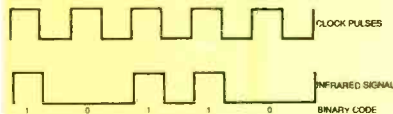
I connected the lamp with the

fluorescent bulb to a different electrical circuit with an extension cord, and I moved it 16 feet away from the cable box—but that didn't help. To prove to myself that it was infrared energy emitted from the bulb and not RFI on the line, I put the lamp in a large cardboard box. With the lamp turned on inside the closed box, there was no interference. But as soon as the box lid was opened, the remote stopped working.

Next, I tried a magnetically ballasted fluorescent desk lamp with an circular eight-inch diameter tube. (The energy saving fluorescents lamps are electronically ballasted.) The remote was unaffected. Even when I held the desk lamp six inches from the cable box, the remote worked. First I assumed that the desk lamp's tube produced a more natural "daylight" spectrum, and perhaps that was why it differed from the fluorescent bulbs.

HOW DOES YOUR REMOTE CONTROL WORK?

Modern remote controls apply many different techniques to communicate with TVs, VCRs, and other consumer electronic products. Their coded signals might vary, but all remote control circuits are basically the same. Most transmit pulses of infrared energy at a specific frequency (e.g., 56 kilohertz). Each time a key is pressed, a group of coded pulses is generated.



A typical code contains 24 bits of binary information. The first four bits determine which one of 16 possible products is to be controlled. For example, 0 is for the TV receiver, 1 is for the first VCR, 2 is for the second VCR, and 3 for a compact disk player. The next eight bits in the sequence identify the key that has been pressed. Those eight bits permit a total of 256 possible key codes. The last 12 bits are check bits which are compared with the first 12 bits to detect errors.

When the receiver within the host product detects an infrared signal, it compares it with a clock pulse operating at the same frequency. If the signal is high, a binary one is generated; otherwise, a zero is generated. After the message is decoded the host equipment is commanded to respond. □

VISIBLE LIGHT SPECTRUM

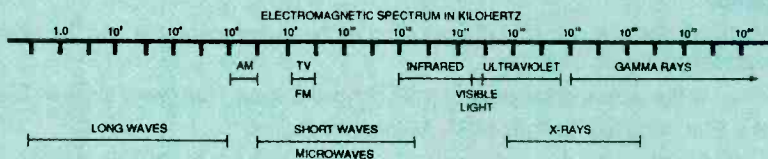
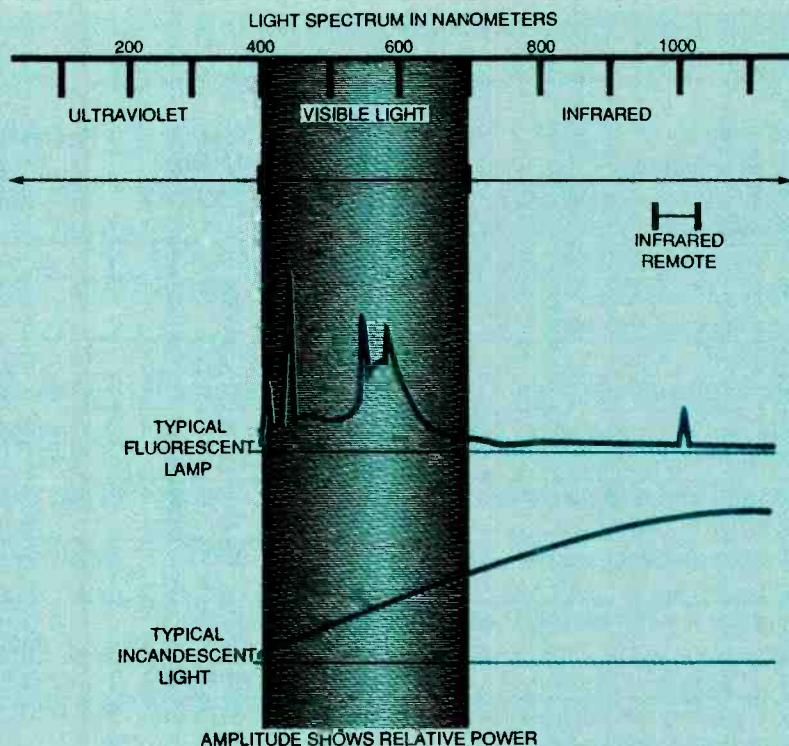
Visible light occupies only a small part of the electromagnetic spectrum. It is generally considered to span the range of wavelengths from 380 nanometers (violet light) to over 700 nanometers (red light). These limits are also expressed as 0.38 to 0.70 micrometers.

Infrared remote controls based on readily available infrared-emitting LEDs (IREDs) emit at wavelengths of about 1000 nanometers (1 micrometer) in the near infrared region.

The light emission spectrum from a fluorescent tubes depends on the phosphor coating inside the tube. About 90 % of its energy is converted to light with the remaining 10 % dissipated as heat (infrared) radiation. The light spectrum illustrated is for one of the most common "white" fluorescent lamps that emit a more natural light than earlier tubes. The fluorescent spectral distribution curve closely brackets the visible light spectrum.

An incandescent bulb, by contrast, is only about 10 % efficient. Most of the remaining 90 % of the energy is dissipated as heat in the near infrared region. Its spectral distribution extends beyond 2800 nanometers.

It's not the intensity of infrared radiation that interferes with remote controls. It's the frequency of the modulating signal applied to the neon tube. Electronically ballasted fluorescent lamps can overwhelm a remote control by producing a stronger signal "tuned" to the infrared receiver circuit's frequency.



This assumption turned out to be faulty: I then guessed that the interference had something to do with the way the electronically ballasted lamp worked.

"Compact fluorescent tubes operate at high-frequencies," explained Arnold Buddenbery, a researcher at the Lighting Research Center of Rensselaer Polytechnic Institute in Troy, NY. He said those high frequencies modulate the tube's infrared output and cause interference for remote controls based on infrared emission.

The heavy magnetic ballast associated with standard fluorescent tubes limits the flow of 60-hertz current through the tube. That ballast produces a flicker that can be annoying in rooms lit by the older fluorescent lights. Their flicker rate is 120 hertz, twice that of line power.

The operating frequency of electronically ballasted fluorescent lights is between 25 and 50 kilohertz. They produce a 50- to 100-kilohertz flicker, which is too fast for human eyes to sense. However, it is this non-visible flicker in the form of a switched infrared signal that interferes with infrared remote controls. The remote controls for switching cable boxes, TV sets, VCRs, and stereos also switch in the 50- to 100-kilohertz range to transmit binary data to receiving circuits built into those products.

"We woke up one morning and our sets didn't work," reports Don Lowry, Matsushita Electronics' director of engineering. "Each case is a little bit different, but our countermeasures have been effective in managing all of them."

The latest infrared receiver circuits in consumer electronic

products include automatic gain control (AGC) and a clocking circuit that isolates the remote-control signal from spurious infrared radiation. Some circuits look at the signal's center frequency and pulse width and reject all infrared transients that are shorter than valid code signals.

In addition, the latest products have better infrared shielding that limits the view from the infrared receiver to a narrow cone of energy incident at the front of the host equipment.

"We're trying to find an infrared interference prevention scheme that will be acceptable to all manufacturers," reported Tom Mock, speaking for the Electronics Industries Association (EIA) in Washington, DC. Its Consumer Electronics Group includes representatives of lighting and consumer electronics manufacturers.

TABLE 1

Lights Tested	Watts: Rating / Replaces	Model Number	Replacement Tube	Price	Type	C A B L E	V C R	S T E R E O	T V 1	T V 2
Lights of America eight inch circular tube.	30 / 115	C2030TP-L	FCL30EX-L	14.99	EB	S		I		
Panasonic Twin Light Capsule	27 / 100	EFD27LE	Integrated	19.99	EB					
Lights of American eight inch circular tube. (Reduced THD)	22 / 100	2022TP	FC8TEX-L/ RS	12.99	EB	S				
GE Energy Choice	26 / 90	22857	Integrated	9.99	EB					
OSRAM DULUX EL	20 / 75	DULUX EL	Integrated	16.99	EB		I			
GE Soft White (Reduced THD)	20 / 75	11302	Integrated	9.99	EB					
Philips Earth Light	18 / 75	SL*18	Integrated	16.99	EB		S	I		
Abco Table Lamp Conversion Set Electric Saver	16 / 60	7430	13W/27K uE6	19.99	MB					
Panasonic Light Capsule	15 / 60	BFG15LE /A-C	Integrated	14.99	MB					
Light of America Lifelight U-tube	12 / 60	6000-1	FUL12T60W 9308	9.99	MB					
FEIT Electronic U-tube.	9 / 60	BPMLPL9	9W/2700K	12.99	MB					
Dana swing arm magnifier desk lamp with a circular tube.	22 / 75	370WHT	FCL-22D	47.99	MB					

Legend:

- "Watts" shows the actual wattage rating of the fluorescent unit and the manufacturer's approximation of the incandescent bulb it replaces.
- "Price" is the actual price paid at the Orchard Supply Hardware store in Gilroy, CA.
- EB = Electronically Ballast, MB = Magnetic Ballast.
- S = Solid failure, I = Intermittent failures, and a blank indicates no failures.

Personal computer manufacturers have developed a standard for interconnecting computers and peripherals in networks with infrared signals. It would, for example, permit a printer, to be located anywhere in the room. It would also permit a personal digital assistant (PDA) to download data to a personal computer without a cable connection.

The Consumer Electronics Bus (CEBus) is a multimedia standard for home control. It covers signaling over powerlines, radio frequency and infrared transmission, and coaxial and twisted-pair cabling. The infrared emission frequency is about 100 kilohertz in the near infrared region. Mr. Mock said that so far no problems have been encountered with the energy-saving fluorescent tubes, "but we still have to make sure the tubes don't emit in that frequency range."

What's the payback?

If you consider all of the interfering signals that these energy-saving fluorescent lights transmit, why should you consider buying them? The answer is to save money on electric bills. All fluorescent lighting saves money over equivalent incandescent lighting because it produces light more efficiently.

A fluorescent tube costs 60 to 75% less to operate than an equivalent incandescent bulb, and it has a life that is about ten times longer. Also, with higher efficiency lighting, less heat is dissipated in the room—especially important in air-conditioned rooms.

A typical 100-watt incandescent bulb costs about 90 cents and lasts 750 hours. By contrast, a 22-watt compact fluorescent tube will last 10,000 hours while giving an equivalent amount of light. For starters, you can buy a compact flu-

orescent tube for less than \$12—the cost of 13 replacement incandescent bulbs.

If your average lighting usage is three hours a day, and you pay a typical rate of 8.5 cents per kilowatt-hour, you will save \$7.26 per year on each light tube. At the very high New York City utility rate of 20 cents per kilowatt-hour, you'll save \$17.08. At that rate, each fluorescent light will save you \$154 over its nine-year life.

Testing the lamps

To see how pervasive interference is, I tested a number of consumer electronics products in the presence of 12 fluorescent lights made by eight different manufacturers. With the exception of a swing-arm desk lamp/magnifier, all the compact fluorescent lamps had threaded bases that screw into standard incandescent lamp sockets.

Electronic ballasts are light in




TABLE LAMPS WITH ABCO FLUORESCENT tubes are lighter and more stable because the heavy magnetic ballast is located at the wall outlet. It is as bright as the 60-watt incandescent bulb.

weight and start the associated fluorescent lamp instantly, but, as has been pointed out, they can interfere with infrared remote controls. However, if you consider the many different fluorescent-lamp operating frequencies and the differences between the brands of infrared receiver circuits in the host entertainment products, you quickly realize that there is no way to predict which combination will cause interference problems.


Bulky magnetic fluorescent tube ballasts might weigh more than ten ounces, so they can make a table lamp top-heavy. Moreover, these lights flicker for a few moments when turned on, and some might hum. But they don't interfere with your infrared remote control, and they also save on your electric bill.

I made my tests on popular consumer electronics products:

a Scientific Atlanta 8500321 cable converter, Mitsubishi CS-2655R and Toshiba CE2058 TV receivers, and an RCA VR680HF VCR. I tested all three products with their original equipment remote controls as well as the universal URC-2085 from Universal Electronics.

I went on to test three Technics products: an SA-R277 stereo receiver, a CL-PC10 CD player, and a SR-TR155 dual-cassette tape deck. One original equipment remote control operates all of those components.

I encountered six instances of infrared interference, as shown in the last five columns of Table 1. As expected, only the electronically ballasted fluorescent tubes caused interference. I believe continuous interference is caused only when the ballast frequency is half that of the infrared remote control's modulation frequency.



FLUORESCENT TUBES COMPARED with a 60-watt incandescent lamp are LOA's 22/100-watt circular, GE's 20/75-watt, and Abco's 16/60-watt tubes.

My test results suggest that intermittent interference is more likely to be caused by harmonic frequencies in the infrared region. This is supported by my test of the two eight-inch circular fluorescent lamps. The reduced total harmonic distortion version did not interfere with the stereo; however, both lamps interrupted the cable box.

I prefer electronically ballasted lamps because they offer instant starting and lighter weight. However, most of the tubes I tested were heavier and took up more space than the incandescent bulbs they replaced. The one exception is Abco's table lamp conversion set. A table




THE OUTPUT OF THIS remote control was "swamped" by an energy-efficient fluorescent tube.

lamp with this tube is not top-heavy because the ballast is located in a small box that plugs into a power line wall outlet. It has a socket for the lamp's line cord.

This arrangement permits a circular, compact fluorescent light to fit easily around the lamp's shade-supporting "harp" which is too small to accommodate most of the other energy-saving fluorescent tubes with screw-type bases.

If you decide to buy an electronically ballasted lamp, look for one that has a label stating that it has reduced total harmonic distortion. It will produce far fewer annoying frequencies. My favorites are a 22-watt tube from Lights of America and a 20-watt tube from General Electric.



Learn how to design with operational amplifiers and put them to work in various analog and audio circuits

RAY MARSTON

THE OPERATIONAL AMPLIFIER (op-amp) is a high-gain, DC-coupled amplifier with a differential input (two input leads) and a single-ended output (one output lead). It is one of the most versatile circuits ever invented because it closely approximates the ideal amplifier.

The versatility of the op-amp has made it a key functional building block in linear or analog circuitry because it eliminates the need for bulky transformers in many low-frequency and audio circuits. This article will focus on the role of the op-amp in performing audio signal processing.

The op-amp was developed more than 40 years ago to perform mathematical operations such as addition, subtraction, integration, and differentiation in analog computers. Originally a vacuum-tube, DC-amplifier circuit, it evolved into a discrete transistor circuit before being

made as a monolithic integrated circuit.

The availability of mass-produced, low-cost, monolithic op-amps has had a significant impact on all linear circuitry. Op-amps are included in both discrete and monolithic circuits for signal conditioning, power regulation, active filtering, function generation, digital-to-analog conversion, and many other applications.

Ideal amplifier

An op-amp has many of the characteristics of an ideal amplifier. It will be instructive to review the characteristics of an ideal amplifier and then compare them with the performance characteristics of existing monolithic IC op-amps. The characteristics of the ideal amplifier are:

Gain. An ideal amplifier would have infinite gain. However, this is not desirable in a practical amplifier because the smallest input signal would cause max-

imum output. Thus, high but controllable gain is acceptable.

Input impedance. An ideal amplifier would have infinite input impedance or resistance so its input source would not be incorrectly loaded.

Output impedance. An ideal amplifier would have zero output impedance or resistance so that it could be connected to a load with any resistance value without affecting its output voltage.

Bandwidth. An ideal amplifier would have infinite bandwidth so that it could amplify any frequency from zero hertz (DC) to the upper limits of the radio-frequency spectrum.

Common-mode rejection ratio. An ideal amplifier would have an infinite common-mode rejection ratio or CMMR. This means that if the amplifier has two input terminals (one positive and the other negative), there will be no output if both inputs (common mode) receive the same signal simultaneously. The output of an amplifier that exhibits high CMMR is essentially a zero output if the same signal is applied simultaneously to both of its inputs.

Supply voltage. An ideal amplifier would be unaffected by reasonable variations in power supply voltage.

Practical monolithic op-amps

The 741 is a mature, popular, general-purpose monolithic IC operational amplifier. A bipolar device, it was developed more than 25 years ago by Fairchild Semiconductor Corp. (acquired by National Semiconductor Corp.) as the μ A741, an improved version of its μ A709. It has retained its popularity and become an industry standard. The μ A741 had internal frequency compensation and full overload protection on both its inputs and output.

Many different manufacturers make their own brands of the μ A741 and some have improved the performance of the original. Nevertheless, all have similar electrical characteristics. Among the alternate-sourced 741s are four versions from Analog Devices, four from

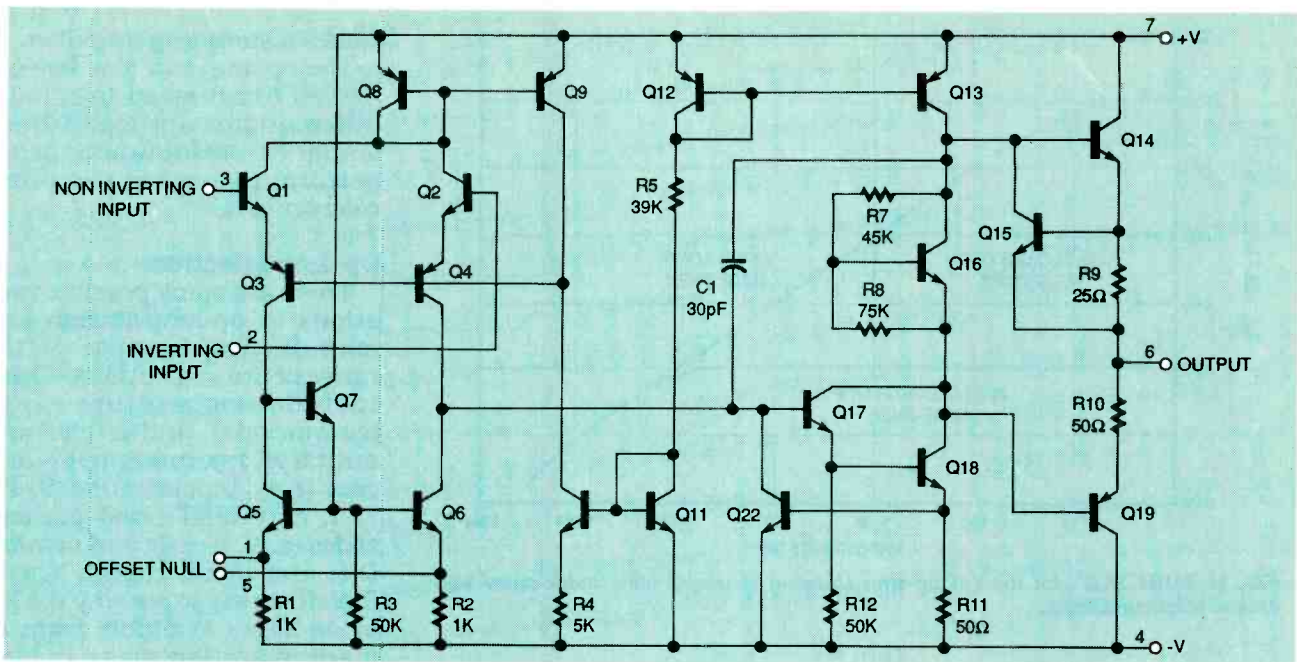


FIG. 1—SCHEMATIC AND CONNECTION DIAGRAM for the industry-standard 741 operational amplifier.

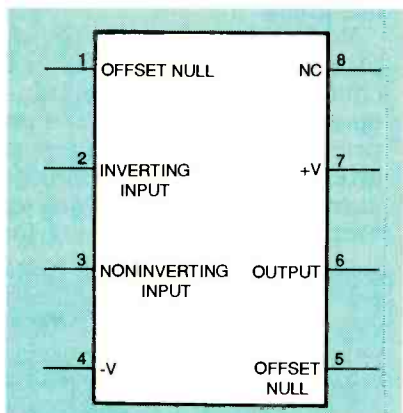


FIG. 2—PINOUT DIAGRAM for a 741 operation amplifier in an eight 8-pin plastic DIP package.

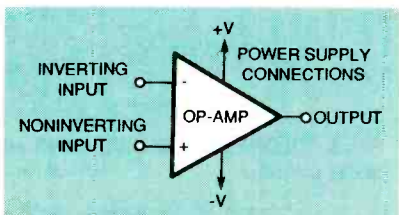


FIG. 3—SCHEMATIC SYMBOL for a 741 op-amp.

Harris, nine from Maxim, eight from National Semiconductor, three from Philips, and nine from SGS-Thomson.

Because op-amps from all of these suppliers have essentially the same characteristics, the μ A741 will be referred to by the generic designation "741" for the remainder of this article. Far from being a leading-edge

device, the 741 is, nevertheless, well suited for experiments and prototyping because of its low price and ready availability.

A "commodity" 741 can be purchased from electronic distributors for less than 50 cents, and that unit price falls significantly in large purchases of hundreds.

Some of the typical electrical characteristics of the 741 are given in the first column of Table 1. Many op-amps now in production have characteristics that surpass those of the 741, but they generally cost more. The performance of the two other op-amps included in the table will be discussed later in this article.

Figure 1 is the schematic for the 741 illustrating its complexity. (This contains 19 transistors, but in other versions diodes have replaced two transistors.) Figure 2 is the pinout diagram for the commodity 741 in an eight-pin plastic DIP case. Figure 3 is the standard schematic symbol for all op-amps, but power supply connections are not always shown.

Many op-amps are powered from split power supplies as shown in Fig. 3. The +V, -V and ground (zero volt) rails permit the op-amp's output to swing on either side of zero volts and be set at zero volts when the

differential input voltage is zero. However, some op-amps can be powered from single-ended supplies.

Figure 4 is the frequency response curve or *Bode plot* of a 741 op-amp. The 741 offers low-frequency (below 10 Hz) voltage gain that is greater than 100 dB. However, that gain rolls off at 6 dB per octave (20 dB per decade) at frequencies above 10 Hz. It eventually falls to unity gain (0 dB) at its (f_T) *unity gain transition* or cutoff frequency of 1 MHz.

The Bode plot of Fig. 4 can also represent the latest op-amps, but those devices will typically have different values of low-frequency gain and cutoff frequency.

Closed-loop amplifiers

The op-amp usually serves as the active device in a feedback circuit. Gain is precisely determined by the negative feedback applied from output to input through the components in the external feedback loop. The values of those components set the gain value. However, the feedback loop effectively cancels the op-amp's open-loop electrical characteristics

Figure 5 shows an op-amp configured as a fixed-gain inverting amplifier. The output is fed back to the input, and voltage

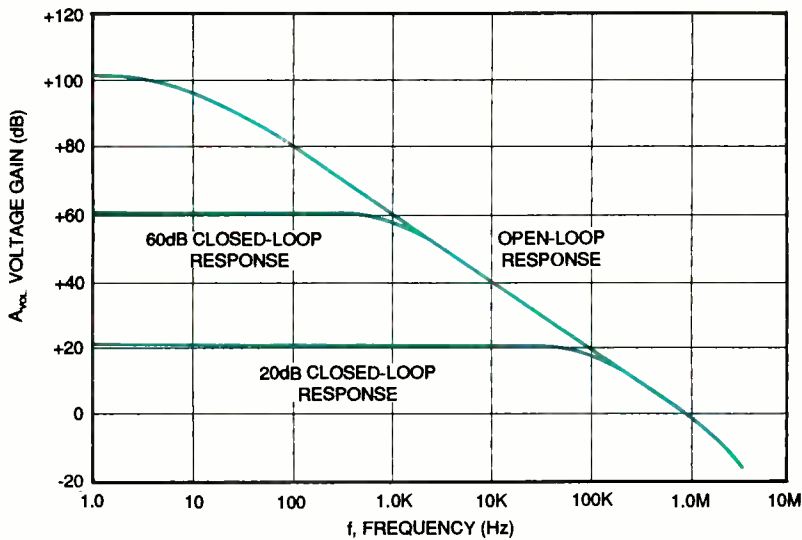


FIG. 4—BODE PLOT for the 741 op-amp showing values of gain under open- and closed-loop conditions.

TABLE 1
TYPICAL ELECTRICAL CHARACTERISTICS OF THREE OP-AMPS

PARAMETER	SYMBOL	741	CA3140	LF411	UNITS
Input offset voltage	V_{i0}	2	5	0.8	mV
Input offset current	I_{i0}	20 (1)	0.1	25	pA
Input bias current	I_B	80 (1)	2	50	pA
Input resistance	R_{iN}	2×10^6	10×10^{12}	1×10^{12}	Ω
Large-signal voltage gain	A_{VL}	200	[100K (2)]	200	V/mV
Output voltage swing	V_o	± 14	---	± 13.5	V
Common-mode rejection ratio	CMRR	90	90	100	dB
Supply current	I_S	1.7	1.6	1.8	mA
Slew rate	SR	0.5	7	15	V/us
Gain-bandwidth product	GBW	---	3.7	4	MHz
Supply voltage	± 18		± 15	± 18	V
Power dissipation		50	8		mW

(1) nanoamperes (2) volts per volt

gain A is determined by the ratio of R1 to R2, and equals $-R1/R2$. This ratio also equals the output voltage divided by the input voltage. This circuit's input impedance equals the value of R1. The circuit can easily be modified to give any desired gain and input impedance values by changing component values.

Current induced at the junction of R2 and R1 is A times greater than that caused by the input signal alone. Therefore, the input acts as if it has an impedance of $R2/A$ connected between the terminal and

ground, so it acts like a low-impedance "virtual ground."

Figure 6 shows an op-amp configured as a fixed-gain non-inverting AC amplifier. Here the closed-loop voltage gain equals $(R1 + R2)/R2$ or the output voltage divided by the input voltage. The input impedance approaches infinity.

An op-amp can be made to function as a differential input amplifier by combining the inverting and noninverting connections. If that differential amplifier is modified so that two or more input signals can be added algebraically, the op-amp be-

comes a *summing amplifier*.

The op-amp can also be configured to act as an integrator, differentiator, and logarithmic amplifier, useful functions for performing analog computer calculations.

Op-amp selection

There are many possible variations in op-amp design and manufacture because of the range of desired options. These include temperature range (commercial, industrial and military), manufacturing process (e.g., bipolar, BiMOS, Bi-FET, and JFET), and package styles (e.g., plastic and ceramic DIP, and metal cases). Therefore, it is easy to see why the list of op-amps available from so many manufacturers is long and bewildering—even for experienced professional circuit designers.

Where required in the application, the designer can choose from a wide selection of op-amps today. Some are proprietary designs and others are alternate-sourced-versions of standard products. Many op-amps are optimized to obtain

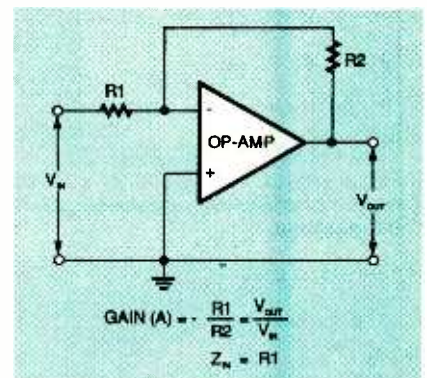


FIG. 5—CLOSED-LOOP INVERTING amplifier circuit.

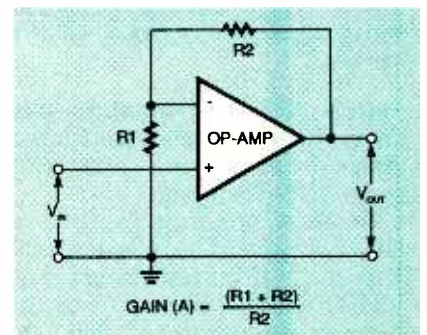


FIG. 6—CLOSED-LOOP NONINVERTING amplifier circuit.

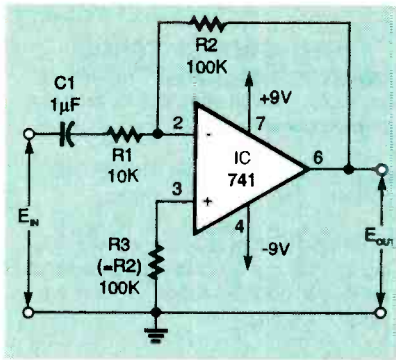


FIG. 7—INVERTING AC AMPLIFIER with a gain of 10.

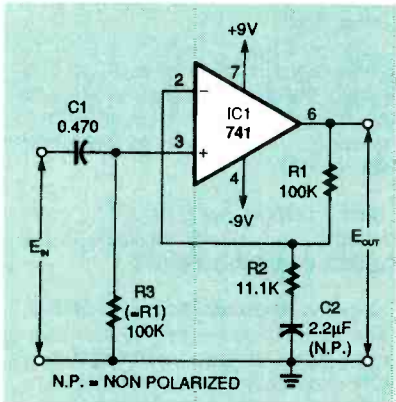


FIG. 8—NONINVERTING AC AMPLIFIER with a gain of 10.

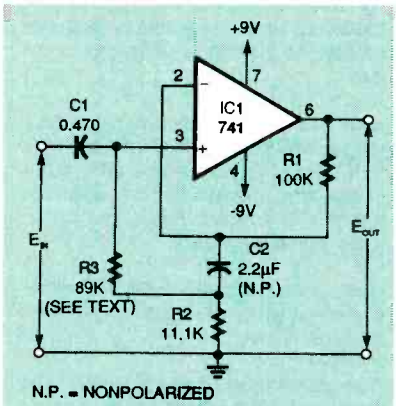


FIG. 9—NONINVERTING AC AMPLIFIER with a gain of 10 and 50-megohm input impedance.

features of special importance in certain applications, such as low noise, high slew rate, wide bandwidth, or various combinations of these.

Op-amp manufacturers specialize in either the high-volume, low-priced commodity or general purpose op-amps ("jelly beans") or more specialized, premium-priced (and often proprietary) devices for instrumentation, signal processing, and communications.

The Harris CA3140 is an example of a high-volume BiMOS op-amp that offers very high input impedance (1.0×10^{12} ohms) that can operate from either single or dual power supplies. The CA3140 combines the advantages of high-voltage PMOS transistors with high-voltage bipolar transistors on a single chip.

The CA3140 has a bipolar output stage, is internally compensated, and has the versatility of 741 op-amps. Column 2 of Table 1 lists some of its typical electrical characteristics.

National Semiconductor's LF411 is a low-cost, high-speed JFET input op-amp that is also made in volume. It offers low input offset voltage and low voltage drift. A large gain-bandwidth product and fast slew rate are maintained with low supply current. High-voltage input JFETs give the LF411 its low input bias and offset current. It is both pin-compatible and interchangeable with the 741. Column 3 of Table 1 lists some of its typical characteristics.

Linear amplifiers

There are many ways to configure op-amps as linear amplifier circuits. Although the 741 series op-amps is specified in the schematics discussed in the remainder of this article, all of the op-amps discussed here will work in these circuits.

Figure 7 shows an op-amp organized as an inverting AC amplifier with an overall voltage gain of 10. Noninverting input pin 3 is grounded through re-

sistor R3. It has the same value as R2 to preserve the op-amp's DC balance. Input impedance Z_{IN} equals the value of resistor R1.

Figure 8 also shows the 741 configured as a noninverting AC amplifier with an overall voltage gain of 10. However, in this circuit modification, resistors R1 and R2 are isolated from ground by nonpolarized capacitor C2.

At normal operating frequencies, C2 has a low AC impedance, so voltage gain is still set by the ratios of R1 and R2. However, inverting input pin 2 receives all of the DC negative feedback through R1, giving the circuit excellent DC stability.

Again, for optimum biasing, resistor R3 should have the same value as R1. The op-amp's input impedance Z_{IN} at noninverting pin 3 is several hundred megohms, but it is shunted by resistor R3, which reduces the circuit's overall input impedance to approximately a 100-kilohms value.

Figure 9 shows how the circuit in Fig. 8 has been modified to give the op-amp a 50-megohm input impedance (Z_{IN}). The location of capacitor C2 has been changed, and the lower end of resistor R3 is connected to the junction of R2 and C2 rather than directly to ground.

The AC feedback signal that appears on the R2-C2 junction is nearly identical to the input signal at pin 3. As a result, nearly identical signal voltages appear on both ends of resistor

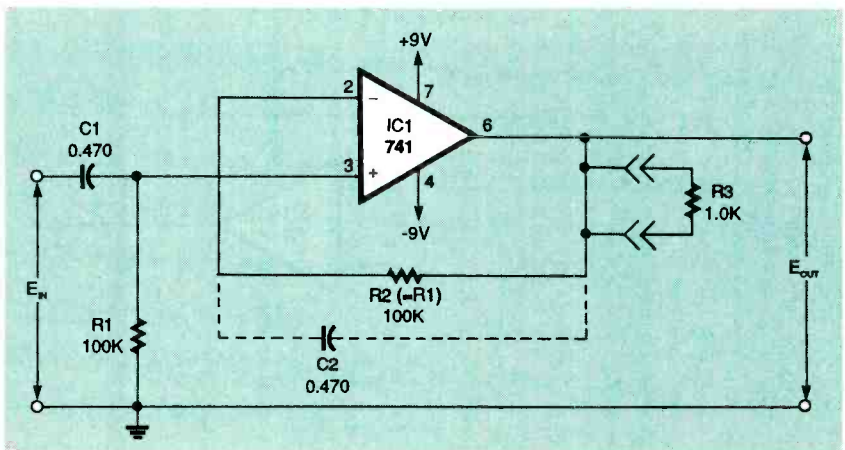


FIG. 10—AC VOLTAGE FOLLOWER with 100-kilohm input impedance.

R3. Thus it passes negligible signal current.

Theoretically, the apparent impedance of R3 is raised to thousands of megohms by this "bootstrap"-feedback action, but in practical circuits the input impedance is limited to about 50 megohms by external leakage paths in the op-amp's mounting socket and/or the circuit board.

For optimum biasing of the circuit in Fig. 9, the sum of the values of resistors R2 and R3 should equal R1. However, in practical circuits the value of R3 can differ from this ideal by as much as 30%. Thus, a 100-kilohm resistor will work for R3.

Voltage followers

An op-amp can function as a voltage follower if the inverting and noninverting connections are combined for unity voltage gain. Ideally the differential amplifier's output responds only to the difference in voltage between the two inputs and does

not respond to a voltage common to the two inputs (common-mode voltage).

Figure 10 illustrates some of the design options for a voltage follower with all of its negative feedback applied from output to inverting input pin 2 through resistor R2.

Ideally, resistor R1 (which determines the circuit's input impedance) and R2 should have equal values. Again, in practical circuits, the value of R2 can be any value up to 100 kilohms without significantly affecting circuit accuracy.

If the circuit's op-amp has a low-frequency cutoff value like that of the 741, R2 can usually have a value of zero. However, op-amps with high cutoff frequency values tend to be unstable when operated in the unity-gain mode.

Stability can be assured by installing an R2 of 100 kilohms, or by adding 1-kilohm plug-in resistor R3 in series. The 0.470 μ F capacitor C2 across R2 reduces

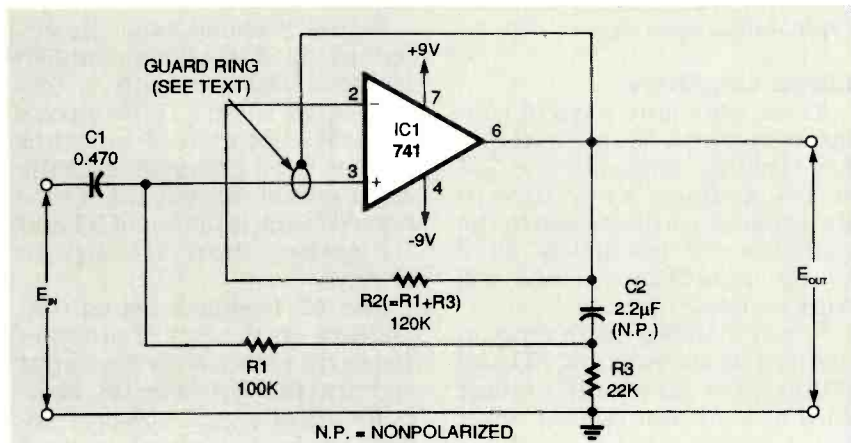


FIG. 11—AC VOLTAGE FOLLOWER with a 50-megohm input impedance.

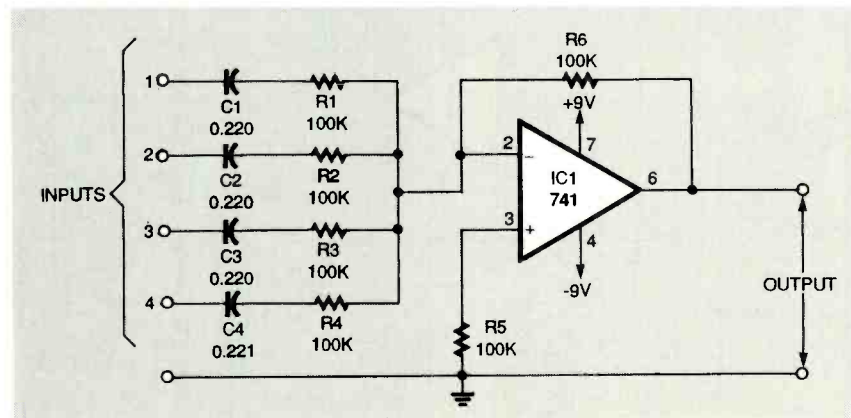


FIG. 12—SUMMING AMPLIFIER as a four-input audio mixer.

GLOSSARY OF TERMS

Input-offset voltage (V_{IO}). The differential input voltage required to produce zero output voltage.

Input offset current (I_{IO}). The difference between the two input currents.

Input bias current (I_B). The current flowing into (or out of) either input terminal while the output voltage is near zero volts.

Input resistance (R_{IN}). The ratio of a small change in the differential input voltage to a resulting change in the input current, with the output remaining in its linear region.

Large-signal voltage gain (A_{VO}). The ratio of the change in output voltage to the change in differential input voltage causing it. Also known as *open-loop voltage gain*.

Output voltage swing (V_O). The maximum output voltage available under specified loading conditions.

Common-mode rejection ratio (CMRR). The ratio of the change in the input common-mode voltage to the resulting change in input offset voltage created by it, usually expressed in decibels.

Supply current (I_S). The quiescent supply current required by the amplifier, measured when the output is zero volts so that no current is delivered to the load.

Slew rate (SR). The ratio of the output-voltage swing, measured from the 10 to 90% point of the leading or trailing edge, to the time required for the output to traverse this level, measured under large-signal conditions.

Unity gain bandwidth (BW). The frequency at which the open-loop gain is zero dB.

Gain-bandwidth product (GBW). The product of the available open-loop gain at a specified frequency times that frequency.


the op-amp's AC impedance.

A very high input impedance can be obtained from an AC voltage follower by configuring the circuit as shown in Fig. 11. Resistor R1 is "bootstrapped" from the op-amp output through capacitor C2. Thus, the impedance of R1 is increased to the multimegohm range.

A 741 op-amp circuit will typically have an input impedance

(Continued on page 66)

Build An Isolation Transformer



Build an isolation transformer to protect yourself—and your equipment—while you service electronics.

DOYLE WHISENANT

EVERYONE WHO REGULARLY SERVICED television sets really should have an isolation transformer. One side of the chassis of most line-powered TV receivers and tube-type radios is connected directly to the AC line. Therefore, servicing this electronic equipment can be very dangerous because the chassis can be "hot." An isolation transformer isolates the chassis of the equipment being serviced from the AC line. This article explains how to build an isolation transformer for a fraction of the price of a commercial product. It will even supply more current than most commercial units.

The heart of this project is the transformer. The author obtained the two transformers required from two discarded microwave ovens. Buying a new transformer for this project will not save you much money over buying a commercial isolation transformer because the transformer required can cost more than \$150. For example, B&K Precision sells an isolation transformer for \$189.00. Although electronics distributor Mouser Electronics sells one for \$63.50, it will supply only 2.17 amperes, or about 250 watts. Even this modest price is almost three times what our complete project will cost!

Operation

Figure 1 is the schematic for the isolation transformer. Fuse-protected AC line power is first applied to power switch S1. When S1 is closed, neon power indicator NE1 lights up, and power is applied to a cooling fan and to standby switch S2. This arrangement allows transformer power to be turned off, while permitting the fan to continue cooling the transformer.

Neon standby indicator NE2 is wired across switch S2 so that it lights when S2 is open. When S2 is closed, power is applied to the primary side of 1:1 isolation transformer T1. The secondary side of T1 supplies isolated AC power to receptacle SO1. Neon indicator NE3 lights when power is applied to the receptacle SO1.

The isolation transformer will supply 1000 watts for short pe-

riods of time, and 500 watts or less continuously. However, it will run too hot if 500 watts is exceeded for more than about half an hour.

The transformer for this project was made from the windings of two microwave-oven transformers. Microwave ovens have heavy-duty transformers (see Fig. 2) that consist of three windings: a 120-volt AC input coil, a 2000- to 3000-volt AC output coil, and a 3- to 5-volt AC coil that serves as the filament winding for the oven's magnetron. The magnetron is the vacuum tube that produces the microwave energy for the oven.

The filament winding is easily identified; it consists of three to five single turns of 12- or 13-gauge enamel-covered wire. This winding is usually wound directly over the 120-volt AC winding which is wound from

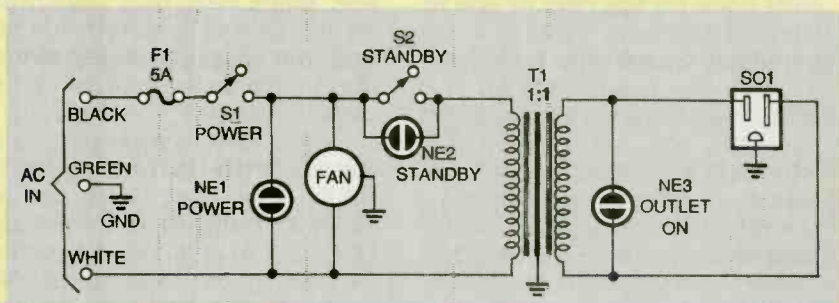


FIG. 1—ISOLATION TRANSFORMER SCHEMATIC. Switch S2 allows power to the transformer to be turned off while the fan continues to cool the transformer.

approximately the same size wire as the filament, but it has more turns. The high-voltage winding, which will be discarded for this project, consists of many turns of much smaller gauge wire.

The microwave oven's fan or blower that cools the magnetron is also needed for this project. The transformer will run warm under load, and the oven fan is an economical way to keep it cool. None of the other parts (see the Parts List), while commonly available, will be found in a microwave oven.

Modifying the transformer

Locate two surplus or discarded microwave ovens that are identical, or as similar as possible. As stated earlier, the transformers from two ovens are needed to build the isolation transformer. These transformers usually remain in good working condition. As an alternative, two surplus transformers might be easier for you to obtain than two scrap microwave ovens.

The pencil in Fig. 2 points to one of the welds that must be removed from the microwave-oven transformer. With a hand-held grinder, very carefully grind away the welds on both sides of the transformer and separate the top core from the base. Figure 3 shows a transformer that has been disassembled. Remove the windings from the transformer core, being careful not to disturb the insulation on the windings. Discard the high-voltage windings.

The 120-volt AC input coils from the two transformers will be used to make the isolation transformer. Place both 120-volt coils back on the core of one of the transformers to form a 1:1 isolation transformer. Do not disturb the insulation on the windings when reinstalling them on the core. Place the windings very close to one another to ensure satisfactory transformer coupling. Some transformers have spacers between the coils and the core (see Fig. 4) that must be replaced in the correct locations.

Once the windings are cor-




FIG. 2—THE TRANSFORMER for this project was made from two discarded microwave-oven transformers.




FIG. 3—DISASSEMBLED TRANSFORMER. Remove the windings from the transformer core, being careful not to disturb the insulation on the windings. Discard the high-voltage windings.

rectly positioned back on the core, reinstall the base of the transformer. To do this, weld the base back onto the transformer. If you have access to an electric welder and know how to use it, do this yourself. Otherwise, take the transformer to a welding shop and let a skilled welder do the job for you. Regardless of who does the welding, make sure that the transformer core does not get too hot and that sparks from the welder don't burn the insulation on the coils.

Check the completed transformer with an ohmmeter to make sure that there are no short circuits to the core and from coil to coil. Test the transformer by connecting a voltmeter to the leads of one coil designated as the output coil. Connect the leads from the

other coil to an AC line cord through a 5-ampere fuse. Insulate all exposed connections.

Power up the transformer just long enough to get a reading on the voltmeter. Record the output reading, disconnect the AC power, and reverse the input and output coil connections. Repeat the procedure and check the output voltage again. Determine which output coil voltage measures closest to 120-volts AC; it will be the output side. The prototype transformer had a lower voltage reading in one direction than in the other.

Construction

This project requires a sturdy metal case that measures approximately 14- x 7- x 9-inches to hold both the fan and the transformer, and still have room for all connections.

This project consists of only a few parts, so point-to-point wiring can be used throughout. Figure 5 shows the inside of the prototype unit. Test fit the fan and the transformer before drilling any holes in the case. The fan should be mounted so that its air stream is directed at the transformer. Once the correct positions are determined for the

fan and transformer, mark the locations and drill the mounting holes, but don't mount anything yet.

If you purchase the case specified in the Parts List, you will find that many of the necessary holes are already punched out. Otherwise, prepare the enclosure by drilling a hole and mounting the line cord to the

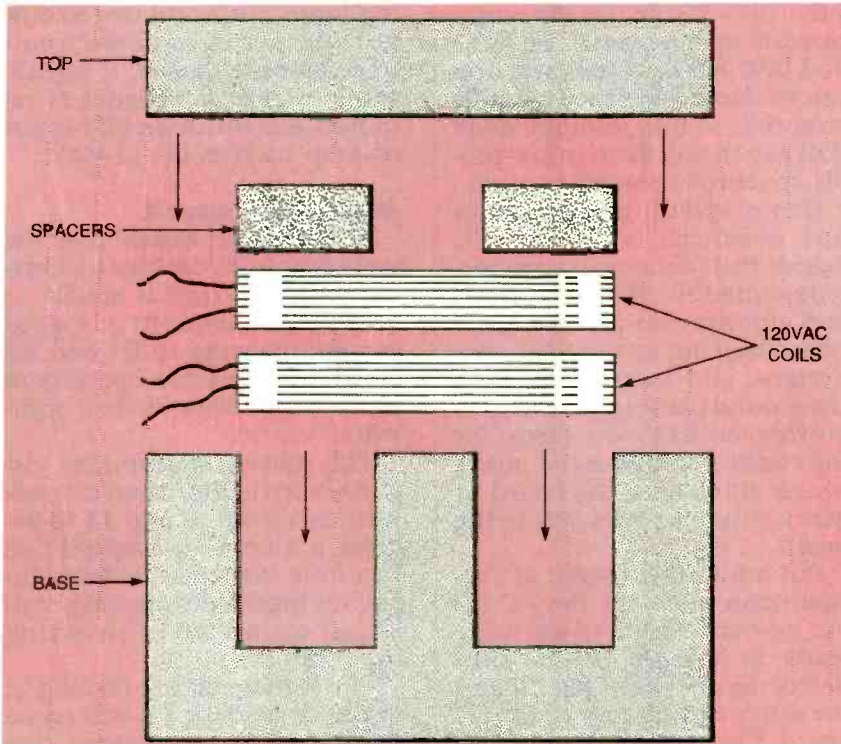


FIG. 4—SOME TRANSFORMERS have spacers between their coils and the core.




FIG. 5—POINT-TO-POINT WIRING is used throughout this project.

PARTS LIST

- T1—Modified microwave oven transformer (see text)
- F1—5-ampere fuse and panel-mount fuse holder
- S1, S2—SPST 15-ampere toggle switch
- NE1—NE3—120-volt AC neon indicator lamp
- SO1—Standard duplex AC receptacle
- Metal case (Mendleson Electronics, 1-800-344-4465, Part No. 160-1782F or other suitable enclosure), grounded AC line cord, cooling fan from old microwave oven (see text), 14- to 16-gauge wire, terminal blocks, solderless connectors, wire ties, hardware

back of the enclosure. Prepare the front of the enclosure by drilling holes to mount the neon indicators, NE1, NE2, and NE3. Then drill holes for switches S1 and S2. The prototype unit has two large holes punched in each end to allow the fan to draw in cool air and exhaust hot air. Place a screen over those holes to prevent debris from being drawn inside the unit. Prepare an opening for the duplex receptacle on the front panel with a nibbling tool.

Once all the metal working on the enclosure is complete, it can be painted. Next label the enclosure; the labels can be protected with a coat of clear spray enamel.

When the enclosure is completely dry, the transformer and fan can be mounted. Start with the transformer, mounting it to the base of the enclosure with rubber washers to reduce vibration. Mount the fan in the direction so that the cooling air flow will be blowing over the transformer. Next install the fuse holder, the line cord, the three neon indicators, switches S1 and S2, and the duplex receptacle SO1.

The isolation transformer can produce several amperes of current, so use 14- to 16-gauge wire for all connections to and from the transformer. However, smaller gauge wire can be used for connecting the fan and neon indicators.

Refer to the schematic di-

agram (Fig. 1) and begin the wiring by connecting the hot side of the line cord (black wire) to one side of the fuse holder. Next solder a wire from the other side of the fuse holder to one terminal of the main power switch, S1.

Connect the other terminal of S1 to the other side of the fan and to one terminal of S2. Connect power indicator NE1 across the fan terminals so it will indicate when power is applied to the fan and to S2.

Standby switch S2 allows power to the transformer to be shut off while still allowing the fan to work. Wire indicator NE2 across S2 so that it illuminates when S2 is open, or when the unit is in the standby mode. Next, connect S2 to the other side of the transformer. Connect the neutral (white) wire from the line cord to one side of the fan and also connect it to one terminal on the input side of the transformer.

Connect both output leads of the transformer to the AC receptacle SO1. Next connect the output-power indicator NE3 across the receptacle. As a last important step, run a ground connection from the line cord (the green wire) to the base of the transformer and to the fan. If the transformer has not been grounded to the chassis, be sure to do so now with a separate wire.

Testing

Before closing up the case, plug an appliance such as a coffee maker, a lamp, or another appliance that draws about 500 watts into the isolation transformer outlet and turn on the power. Run the transformer with the load turned on for approximately 30 minutes while checking it every five minutes or so for excess heat.

The prototype was tested with an 800-watt coffee maker, and the transformer ran warm—but not hot—to the touch. Do not use the isolation transformer to power anything with that high a power rating for extended periods of time. Most modern TVs, even those with large screens, consume 350 watts or less. Ω

SINEWAVE GENERATOR

continued from page 52


Construction

A circuit board with a ground plane is required for building this project because of the high frequencies involved. You can make your own board or buy one from the source given in the Parts List. Figure 3 is the parts-placement diagram. The NCO and DAC ICs are expensive and can be damaged if they must be removed, so it is recommended that you install them in low-profile, machined-contact sockets.

Do not mount the input/output connectors on the PC board. BNC connectors are recommended for the FSK input and sinewave output. Attach a grounding lug to the BNC connectors, and then solder it to the ground plane of the board to provide mechanical support for the connectors. Wire the power source directly to the board or wire a suitable power jack to the board.

Cut a four-foot length of five-conductor cable for the PC cable. Solder one end of the cable leads to a male DB-25 connector, as shown in Fig. 3, and the other end directly to the PC board. Figure 4 shows the complete board.

After carefully inspecting the board for incorrectly installed components and poorly soldered joints and making any necessary repairs, the generator is functional. Now you can generate any sinewave you need up to 10 megahertz on the fly. Ω



OP-AMPS

continued from page 62

of about 50 megohms. As stated earlier, this limit is set by the leakage impedance caused by the mounting socket and/or circuit board. A conductive trace "guard ring" on the circuit board surrounding noninverting input pin 3 and tied to output pin 6 will improve input impedance. However, if significantly higher impedance is required, substitute an FET-input op-amp such as the LF411.

Audio mixer circuit

It was stated earlier that the voltage gain of the basic inverting amplifier circuit equals $-R1/R2$. Consequently, signal currents flowing in R1 and R2 are always equal but opposite in phase, regardless of their individual values.

The inverting amplifier circuit shown in Fig. 5 can be modified as shown in Fig. 12 to become a *summing amplifier*. It has four identical resistor-capacitor input networks in parallel, all connected to inverting input pin 2.

The signal current flowing in feedback resistor R6 will equal the sum of the input signal currents flowing in resistors R1 through R4. The circuit's output signal voltage then becomes proportional to the sum of the signal voltages.

If the input and feedback resistors have equal values (100 kilohms in this circuit), the summing amplifier will provide unity voltage gain between each input pin and the output pin. The circuit's output is equal to the sum of the four input signal voltages.

This simple circuit can become a practical audio mixer by feeding each input signal to its input network channel with a 10-kilohm, volume-control potentiometer. If desired, the circuit can provide voltage gain greater than unity by increasing the value of feedback resistor R6. The number of input channels can also be increased by adding additional RC networks for each new channel desired. Ω



Plug a Friend into
Electronics
NOW[®]
and Save \$26.03*

This Christmas give an electrifying gift ... plug a friend into Electronics Now and brighten the whole new year! Whether electronics is your friend's livelihood or hobby, your gift will illuminate the whole spectrum of electronics throughout the coming year and provide a monthly reminder of your friendship.

Electronics Now will keep your friend informed and up-to-date with new ideas and innovations in all areas of electronics technology ... computers, video, radio, stereo, solid state devices, satellite TV, industrial and medical electronics, communications robotics, and much, much more.

We'll provide great plans and printed circuit patterns for great electronic projects. In just the last year, Electronics Now has presented amateur TV equipment, computer peripherals, microcontroller programmers, test equipment, audio amplifiers, telephone projects, relay circuits and much more.


PLUS ... equipment troubleshooting techniques ... circuit design ... reports on new technology and products ... equipment test reports ... in-depth coverage on computers, video, audio, vintage radio ... and lots more exciting features and articles.

SAVE \$26.03* ... OR EVEN \$52.06* ... For each gift of Electronics Now you give this Christmas, you save a full \$26.03* off the newsstand price. And as a gift donor, you're entitled to start or extend your own subscription at the same Special Holiday Gift Rate—you save an additional \$26.03*!

No need to send money ... if you prefer, we'll hold the bill till January, 1995. But you must rush the attached Gift Certificate to us to allow time to process your order and send a handsome gift announcement card, signed with your name, in time for Christmas.

So do it now ... take just a moment to fill in the names of a friend or two and mail the Gift Certificate to us in its attached, postage-paid reply envelope. That's all it takes to plug your friends into a whole year of exciting projects and new ideas in Electronics Now!

*Basic sub rate — 1 yr/\$19.97 2 yrs/\$38.97



Control eight channels of 120-volt AC with a 68705.

RICHARD L. ROANE

HAVE YOU EVER WANTED TO VARY the power delivered to a 120-volt AC load under software control? In this project a 68705 microcontroller will do just that. Specifically, it can control eight discrete power Triacs, each of which delivers power in 32 smoothly graduated steps ranging from 0 to 97% of full power. The value delivered to one channel is independent of the value delivered to any other channel. Loads can include light displays, universal motors, heaters, and other appliances.

In this circuit, the power level is set by software, not a potentiometer. The software includes a basic set of routines for processing interrupts and setting the power level. The software also includes five test and demonstration routines for putting the circuit through its paces. Moreover, there's plenty of room to add your own routines to the

68705's built-in EPROM. An easy-to-build single-sided circuit board makes assembly easy.

The basic circuit is simple, yet versatile enough to accept inputs from on-board DIP switches; alternatively, the inputs can be driven from a microcomputer bus or parallel port, or a stand-alone device with TTL-compatible outputs. There are 12 input bits to set modes and specify values.

Circuit design

The circuit, shown in Fig. 1, consists of a power supply, AC line synchronizer, Triac output control, input circuitry, and support devices.

The power supply is a conventional 5-volt circuit built around a 7805 regulator (IC3) and several other components (transformer T1, bridge BR1, and C1-C4). The AC line syn-

chronizer consists of an optocoupler (IC2), a current-limiting resistor (R1), and a bias resistor (R2). The power controller generates variable power levels with phase-control techniques. When using a Triac to control a load, the power delivered can be varied by triggering the Triac after the start of an AC half-cycle.

For example, by triggering the Triac shortly after the start of a half-cycle, the load will receive almost full power. Triggering in the middle of a half-cycle will supply the load with half power and triggering close to the end of a half-cycle will result in the load receiving little power.

In this project the controller is synchronized to AC power-line zero crossings, which occur at a rate of 120 times per second. The microprocessor's internal timer then divides the interval between crossings into 32 steps, thus delivering gradually increasing amounts of power to the load.

The output of the optocoupler is a negative-going pulse that drives the microcontroller's interrupt input directly at a rate of 120 hertz. Each time IC1 receives an interrupt, it recalculates the time to generate Triac trigger pulses on Port B of IC1.

Each bit of Port B is connected to a Triac control circuit; since they're all identical, only Port 7 will be described in detail. Port B7 of IC1 drives transistor Q1 via resistor R4. (Q1 is required because the 68705 can't sink enough current to trigger Triac-driver IC4 directly.)

When it's time to turn on Triac TR1, the microcontroller delivers a 10-microsecond negative-going pulse to port PB7. That pulse briefly enables the transistor, which causes current flow through the LED inside IC4. Although a Motorola MCP3011 Triac driver was used in this design, any similar device could be used, as long as it doesn't have an internal zero-crossing detector. That type of driver allows only two modes of operation: full on and full off.

The Triac driver's LED then triggers the photon-coupled Triac within the IC, which in turn

triggers TR1 and delivers power to the external load. Resistor R5 provides current limiting for IC4, and R6 and C7 form a snubber network to filter line transients that could cause the Triac to trigger falsely.

The hot side of the power line connects to the MT1 terminal of all the power Triacs (TR1–TR8). The specified Triacs are rated for 4 amperes at 200 volts. They are isolated-tab versions, and were selected because heatsinking is mandatory. With the specified Triacs, the maximum load is 100 watts per output. Larger loads can be handled by substituting Triacs with higher current ratings. Be sure to use proper heatsink and isolation techniques.

Input circuit

The input circuit consists of Ports A and C of the microcontroller, along with two banks each of DIP switches (S1 and S2), SIP resistors (RN1 and RN2), four sets of 0.1 inch header jumpers (P1–P4) for mode selection, a 14-pin header (P5) connected to Port A, and a four-pin header (P6) for input selection.

The P1–P4 jumpers allow both the common resistor legs and the common switch poles to be tied to either ground or +5-volts DC, or to be disconnected from the circuit entirely. If programmed as inputs, the ports should not be left floating because this might cause erratic operation. Connector P6 allows

an external device (e.g., a computer) to drive the controller's inputs.

The 68705P3 requires a few support components. Crystal XTAL1 runs at a frequency of 3.58 megahertz, which should not be altered. Capacitor C5 loads the oscillator to keep it at the correct frequency, and capacitor C6 keeps the reset pin low for an instant, thereby giving the 68705 time to stabilize after power up. Momentary switch S3 provides for resetting the circuit. Although unused in the prototype, an external connection is provided to the microcontroller's RESET input, which could allow an external device to reset the circuit when desired.

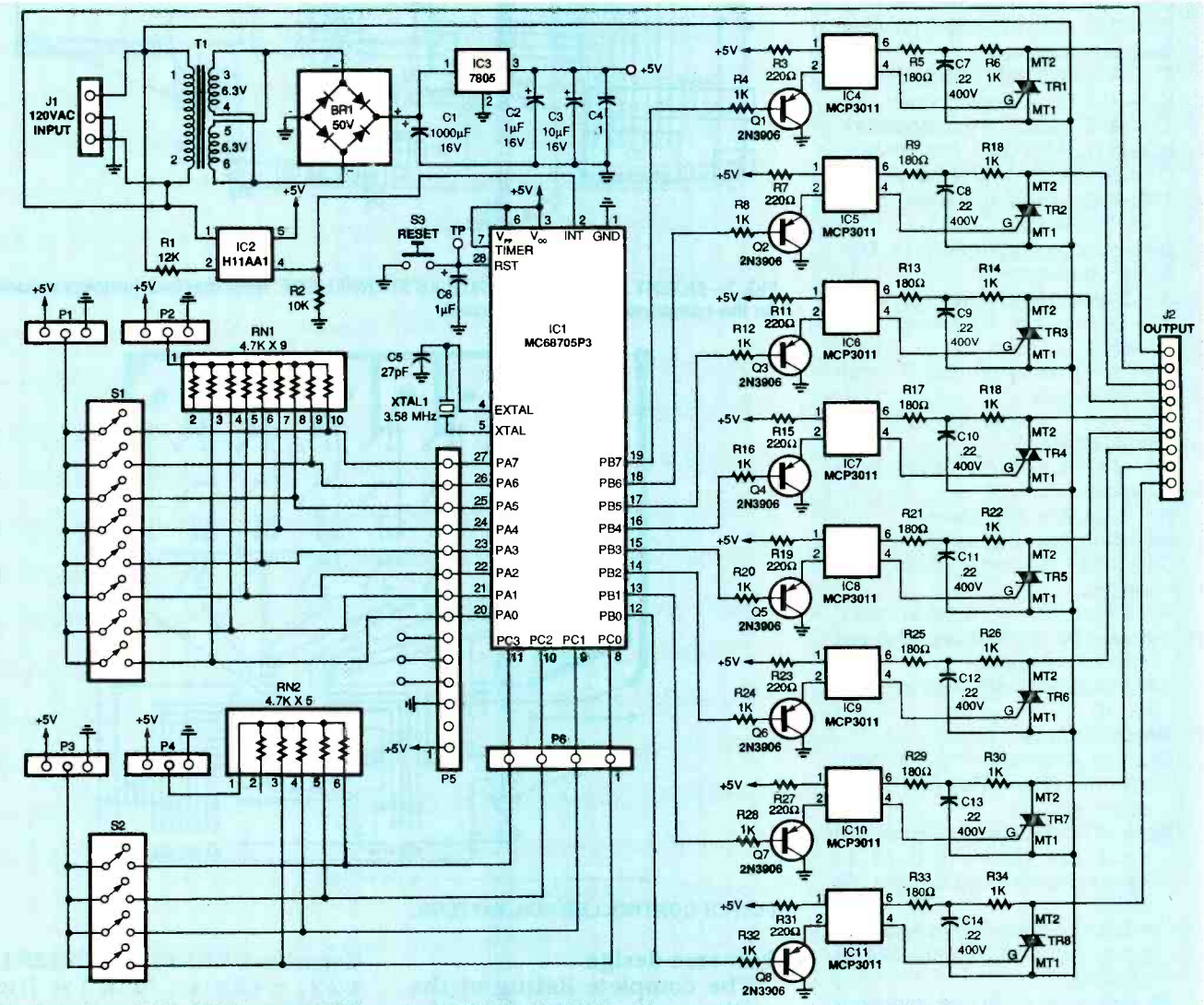


FIG. 1—COMPLETE SCHEMATIC OF THE 68705-based power controller. The controller reads switch values from Ports A and C, and delivers software-controlled 120-volt AC power to Port B.

PARTS LIST

All resistors are 1/4-watt, 5%, unless otherwise noted.

R1—12,000 ohms, 1 watt

R2—10,000 ohms

R3, R7, R11, R15, R19, R23, R27, R31—220 ohms

R4, R6, R8, R10, R12, R14, R16, R18, R20, R22, R24, R26, R28, R30, R32, R34—1000 ohms

R5, R9, R13, R17, R21, R25, R29, R33—180 ohms

RN1—4700 ohms × 9 resistor network, common terminal

RN2—4700 ohms × 5 resistor network, common terminal

Capacitors

C1—1000 μF, 16V, radial electrolytic

C2—1 μF, 16V, tantalum

C3—10 μF, 16V, radial electrolytic

C4, C15—0.1 μF, monolithic

C5—27 pF, ceramic

C6—1 μF, 16V, radial electrolytic

C7—C14—0.22 μF, 400V, poly film

Semiconductors

IC1—MC68705P3 microcontroller

IC2—H11AA1 AC optocoupler

IC3—MC7805CT 5-volt regulator

IC4—IC11—MCP3011 Triac driver

Q1—Q8—2N3906 NPN transistor

TR1—TR8—Q2004L3 Triac, 200V, 4A, isolated tab

BR1—Bridge rectifier, 50V, 1A, DIP

Other components

J1—3-terminal AC power connector

J2—9-terminal AC power connector

P1—P4—3-pin single-row 0.1 inch male header

P5—14-pin single-row 0.1 inch male header

P6—4-pin single-row 0.1 inch male header

S1—8-position DIP switch

S2—4-position DIP switch

S3—SPST momentary pushbutton switch

T1—Transformer, 120V primary, dual 6.3V secondaries (Digi-key T101-ND or equiv.)

XTAL1—3.579545 MHz crystal, HC-18

Miscellaneous

Shorting jumpers for P1—P4, heat-sink for TR1—TR8, PC board, solder, wire, etc.

Note: The following items are available from Richard L. Roane, Route 601, Cologne, VA 23037:

- Source code listing and programmed MC68705P3—\$24.95 postpaid

VA residents must add appropriate sales tax.

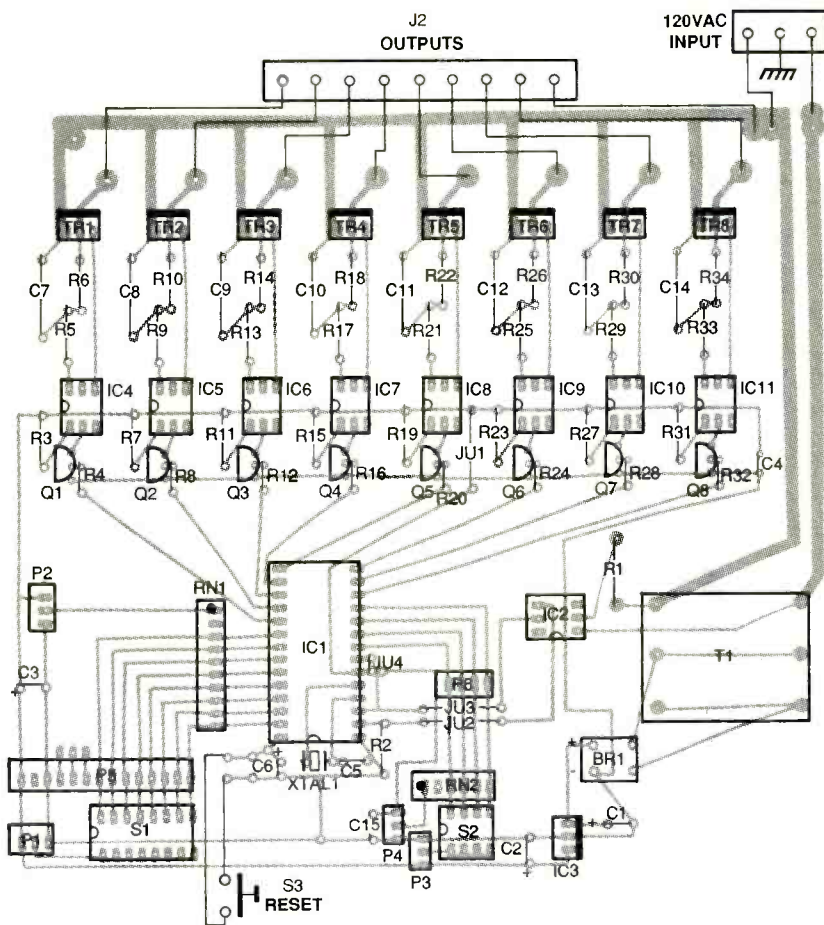
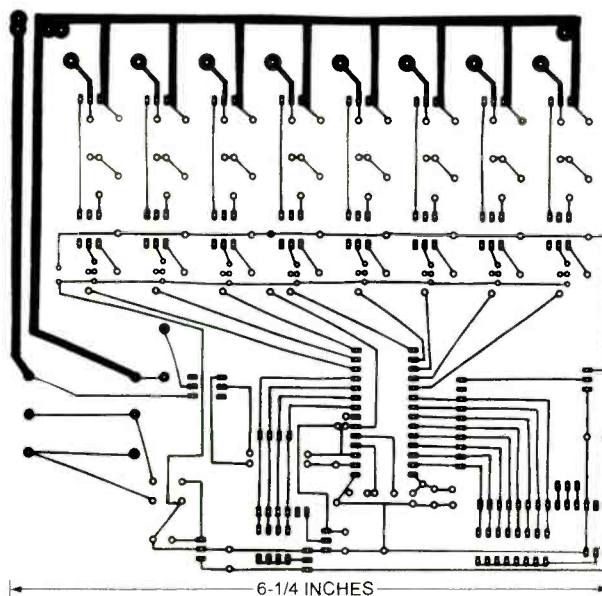


FIG. 2—MOUNT ALL COMPONENTS AS SHOWN HERE. Note that four jumpers mount on the component side of the board.



POWER CONTROLLER FOIL PATTERN.

Software design

The complete listing of the software is available from the author, as detailed in the Parts List. It is also available on the

Gernsback BBS (516-293-2283, v.32, v.42bis); look for file POWCON.ASM. An overview of the major routines follows:

The interrupt routine sets up

TABLE 1—POWER LEVELS

Power Level	Voltage (VAC)	Percent On (%)
0	1.2	1.0
1	1.9	1.6
2	2.6	2.2
3	6.6	5.5
4	9.2	7.7
5	12.2	10.2
6	15.6	13.0
7	19.5	16.3
8	23.6	19.7
9	27.9	23.3
10	32.8	27.3
11	37.7	31.4
12	42.9	35.8
13	48.2	40.2
14	53.6	44.7
15	59.0	49.2
16	64.4	53.7
17	70.8	59.0
18	75.2	62.7
19	80.2	66.8
20	85.2	71.0
21	90.0	75.0
22	94.5	78.8
23	97.8	81.5
24	101.6	84.7
25	105.3	87.8
26	107.3	89.4
27	110.2	91.8
28	112.7	93.9
29	114.8	95.7
30	116.4	97.1
31	0.0	0.0

**TABLE 2
APPLICATION AND JUMPER SELECTION**

Value	Application	JU1	JU2	JU3	JU4
0	Manual	GND	+5	+5	GND
1	External	-	-	+5	GND
2	Sequencer	-	-	+	GND
3	Run and Flash	-	-	+	GND
4	Test	-	-	+5	GND
5-15	Not used				

**TABLE 3
MANUAL MODE POWER LEVELS**

Port C Data Decimal	Power Level Decimal
0	31
1	0
2	2
3	4
4	6
5	8
6	10
7	12
8	14
9	16
10	18
11	20
12	22
13	24
14	26
15	30

the microcontroller's internal timer to produce 31 timer interrupts per half-cycle. Together with the full-off value, those interrupts provide the 32 power levels. Table 1 lists power level, corresponding voltage, and percentage of full on. A power value of 0 represents the lowest on voltage, 30 represents the highest, and anything greater than 30 represents a voltage of 0.0.

Eight bytes of RAM (PWRC0-PWRC7) function as control bytes, each corresponding to a Port B output bit. Each byte stores one item of power level data (as shown in column 1 of Table 1). To see how a value in a control byte is translated into an output voltage, follow this example.

Suppose that an application calls for a power level of 16 at Output 3, and a level of 30 at Output 7. In that case simply store values of 16 and 30 in control bytes PWRC3 and PWRC7, respectively. The outputs will immediately and simultaneously reflect these levels. Note that although the desired voltages were specified in decimal form, you must store the corresponding hexadecimal value in the output-control byte.

A "hole" was left in the microcontroller's EPROM (addresses \$80-\$5FF) for application programs. The five demonstration routines discussed earlier occupy those addresses. You are free to create your own applications, but leave the addresses

ASSEMBLER VARIATIONS

In developing the software for this article, the intention was to provide a single source file that would assemble correctly under three assemblers: the TECI 6805 Assembler, Motorola's 6805 Assembler, and Motorola's Freeware Assembler. In the course of testing, a bug was discovered in the Freeware assembler. After encountering an instruction that uses direct addressing on page zero of memory, the assembler starts generating garbage. Both of the other assemblers force extended addressing, thus avoiding the problem. The only point in the code where this is a problem is in the jump table, where there is the instruction:

JMAN: JMP MAN

By changing that instruction as follows, the problem can be avoided:

JMAN: BRA MAN

Branching, rather than jumping, works because the target routine is within 128 bytes of the jump table.

outside that range alone. Addresses below \$80 are reserved for constant and variable storage; addresses above \$5FF contain the reset and interrupt routines. All 68705 registers, except for the timer, are available for use by application routines.

Construction

Assembly is straightforward. Figure 2 shows the parts layout on the single-sided circuit board. Load the board by inserting lowest- to highest-profile

(Continued on page 76)

900 MHz breakthrough!

New technology launches wireless speaker revolution...

Recoton develops breakthrough technology which transmits stereo sound through walls, ceilings and floors up to 150 feet.



Breakthrough wireless speaker design blankets your home with music.



Crisp sound throughout your home. Just imagine being able to listen to your stereo, TV, VCR or CD player in any room of your home without having to run miles of speaker wire.

Plus, you'll never have to worry about range because the new 900 MHz technology allows

By Charles Anton

If you had to name just one new product "the most innovative of the year," what would you choose? Well, at the recent *International Consumer Electronics Show*, critics gave Recoton's new wireless stereo speaker system the *Design and Engineering Award* for being the "most innovative and outstanding new product."

Recoton was able to introduce this whole new generation of powerful wireless speakers due to the advent of 900 MHz technology. This newly approved breakthrough enables Recoton's wireless speakers to rival the sound of expensive wired speakers.

Recently approved technology. In June of 1989, the *Federal Communications Commission* allocated a band of radio frequencies stretching from 902 to 928 MHz for wireless, in-home product applications. Recoton, one of the world's leading wireless speaker manufacturers, took advantage of the FCC ruling by creating and introducing a new speaker system that utilizes the recently approved frequency band to transmit clearer, stronger stereo signals throughout your home.

150 foot range through walls!

Recoton gives you the freedom to listen to music wherever you want. Your music is no longer limited to the room your stereo is in. With the wireless headphones you can listen to your TV, stereo or CD player while you move freely between rooms, exercise or do other activities. And unlike infrared headphones, you don't have to be in a line-of-sight with the transmitter, giving you a full 150 foot range.

The headphones and speakers have their own built-in receiver, so no wires are needed between you and your stereo. One transmitter operates an unlimited number of speakers and headphones.



Recoton's transmitter sends music through walls to wireless speakers over a 75,000 square foot area.

stereo signals to travel over distances of 150 feet or more through walls, ceilings and floors without losing sound quality.

One transmitter, unlimited receivers. The powerful transmitter plugs into a headphone, audio-out or tape-out jack on your stereo or TV component, transmitting music wirelessly to your speakers or headphones. The speakers plug into an outlet. The one transmitter can broadcast to an unlimited number of stereo speakers and headphones. And since each speaker contains its own built in receiver/amplifier, there are no wires running from the stereo to the speakers.

Full dynamic range.

The speaker, mounted in a bookshelf-sized acoustically constructed cabinet, provides a two-way bass reflex design for individual bass boost control. Full dynamic range is achieved by the use of a 2" tweeter and 4" woofer. Plus, automatic digital lock-in

tuning guarantees optimum reception and eliminates drift. The new technology provides static-free, interference-free sound in virtually any environment. These speakers are also self-amplified; they can't be blown out no matter what your stereo's wattage.

Stereo or hi-fi, you decide. These speakers have the option of either stereo or hi-fi sound. You can use two speakers, one set on right channel and the other on left, for full stereo separation. Or, if you just want an extra speaker in another room, set it on mono and listen to both channels on one speaker. Mono combines both left and right channels for hi-fi sound. This option lets you put a pair of speakers in the den and get full stereo separation or put one speaker in the kitchen and get complete hi-fi sound.



These wireless stereo headphones have a built-in receiver.

Factory direct savings. Our commitment to quality and factory direct pricing allows us to sell more wireless speakers than anyone! For this reason, you can get these speakers far below retail with our 30 day "Dare to Compare" money-back guarantee and full one year manufacturer's warranty. For a limited time, the Recoton transmitter is only \$69. It will operate an unlimited number of wireless speakers priced at \$89 and wireless headphones at \$59 each. Your order will be processed in 72 hours and shipped UPS.

Recoton Transmitter (you must have a transmitter to operate speakers and headphones).....\$69 \$7 S&H
 Wireless products compatible with the Recoton transmitter:
Recoton Wireless Speaker.....\$89 \$9 S&H
Recoton Wireless Headphones.....\$69 \$6 S&H
 Please mention promotional code 165-ET1104.

For fastest service call toll-free 24 hours a day

800-992-2966



To order by mail send check or money order for the total amount including S&H (VA residents add 4.5% sales tax). Or charge it to your credit card by enclosing your account number and expiration date. Send to:

COMTRAD INDUSTRIES

2820 Waterford Lake Drive Suite 106
 Midlothian, Virginia 23113

AWARD WINNING WIRELESS SPEAKER

Built-in receiver and amplifier:

The wireless speaker and headphones both contain a built-in receiver and amplifier. Signals are picked up and transmitted as far as 150 feet away through walls without the use of wires.



- Volume
- Power
- Tuning
- Tuned ports
- 2" tweeter
- 4" woofer
- Individual left, right & mono switch and individual bass boost control (on back)
- Size: 9"H x 6"W x 5.5"L
- Signal-to-noise ratio: 60 dB
- Channel Separation: 30 dB
- Two-way bass reflex design
- 10 watts/channel RMS amps
- Frequency Response: 50 Hz-15 KHz

Don't take our word for it. Try it yourself. We're so sure you'll love the new award-winning Recoton wireless speaker system that we offer you the **Dare to Compare Speaker Challenge**. Compare Recoton's rich sound quality to that of any \$200 wired speaker. If you're not completely convinced that these wireless speakers offer the same outstanding sound quality as wired speakers, simply return them within 30 days for a full "No Questions Asked" refund.

Recoton's Design and Engineering Award



1994 ANNUAL INDEX

Electronics NOW® Volume 65

Abbreviations: (AUD)Audio Update; (C)Construction; (CC)Computer Connections; (D)Department; (DB)Drawing Board; (ED)Editorial; (ER)Equipment Reports; (HH)Hardware Hacker; (LET)Letters; (QA)Q & A; (WN) What's News

1993 Annual Index in Review (Holtzman)(CC) Jan 77
\$39 Laser Pointer (Lancaster)(HH) Sep 75
68705 PIC Microcontroller Programmer (Beard)(C) Jan 43
-Based Experimenter's Clock (Beard)(C) Feb 59

A

Adding Old-Fashioned Gauges to Modern Automobiles (Grossblatt)(DB) Jan 28
Adjustable Continuity Tester (Kennedy)(C) Aug 8
Adobe Acrobat System (Lancaster)(HH) Feb 73
Air-Turbine Opportunities (Lancaster)(HH) Jun 83
All About Relays (Marston) Jun 69,(LET)Sep 16,(LET)Oct 10
Alternate Tachometer Design Takes Shape, Our (Grossblatt)(DB) Oct 86
AM Interference (QA) Jul 10
AM Power Loop Antenna (Gault)(C) Jun 44
Amateur TV Station, Build This (Sheets & Graf)(C) Jul 31,Aug 39,(LET)Sep 16
Amplifiers, Audio (Marston) Mar 75
Analog Signal Troubleshooting (Campbell) May 69
And Then There Were None (Holtzman)(CC) Jul 86
ANTENNA
AM Power Loop (Gault)(C) Jun 44
Booster, Tunable FM (Smith)(C) May 49
Tunable Shortwave (Wecke)(C) Jul 60
Antique Radio
Vintage Radio (Knight) Jan 63,(LET)Apr 12,(LET)Jun 14
Apple PowerPC (Holtzman)(CC) Jul 86
Auction Magazines (Lancaster)(HH) Apr 85

AUDIO (SEE ALSO AUDIO UPDATE)
AM Power Loop Antenna (Gault)(C) Jun 44
Amplifiers (Lancaster)(HH) Jun 83
Amplifiers (Marston) Mar 75,(LET)Jul 16
Build the TubeHead (Simonton)(C) Jun 33
Power Amplifiers (Marston) Apr 65
Tunable FM Antenna Booster (Smith)(C) May 49
Upgrade Your Car Stereo (Spiwak) Mar 52
Wizard Test Generator (Wannamaker)(C) Apr 41
AUDIO UPDATE (Klein)(D) Jan 87, Feb 80
Apr 96, May 82, Jul 78, Sep 82, Oct 83, Nov 80, Dec 86
Feb 80
Audiophile Silliness Apr 96
Collecting Old Audio May 82
Crystal Balling the Future Nov 80
Directional Hearing Mar 16
Dynamics of Music and the Evolution of Audio Instrumentation Sep 82
Joys of Audio Clipping, The Jan 87
Question of Power, A Dec 86
Sound of Digital Compression, The Jul 78
Sound Pressure Level, Damage/Sonic Realism Oct 83
Sound-Off's, CSICQP, and Audiophilia Oct 83
Automatic Rechargeable Flashlight (Spiwak)(C) Oct 65

AUTOMOTIVE
Adding Old-Fashioned Gauges to Modern Automobiles (Grossblatt)(DB) Jan 28
Alternate Tachometer Design Takes Shape, Our (Grossblatt)(DB) Oct 86
Completing the Tachometer's Spark-Counter Section (Grossblatt)(DB) Nov 86
Different Tachometer Design Approach, A (Grossblatt)(DB) Sep 84
Our Automotive Power Supply Comes to Life (Grossblatt)(DB) Feb 82
PLL Section of our Tachometer, The (Grossblatt)(DB) Jul 80
Power Supply, A Closer Look at (Grossblatt)(DB) May 86
Two Possible Designs for our Tachometer's Counting Circuit (Grossblatt)(DB) Jun 29
Upgrade Your Car Stereo (Spiwak) Mar 52
Why Build a Tachometer? (Grossblatt)(DB) Apr 24

B

B + K Precision LCR Bridge (ER) Sep 22
Battery Backup (QA) Sep 8
Battery-Charging Resources (Lancaster)(HH) Oct 75
Benchtop Digital Multimeter, Wavetek BDM40 (ER) Jul 20
Binary Chain Codes (Lancaster)(HH) Oct 75
Bipolar Transistor Circuits (Marston) Jan 70
Body-Heat Detector, Long-Range (Iannini)(C) Feb 38
Bonker, The (Sonntag)(C) Nov 47
Borland-WordPerfect (Holtzman)(CC) Mar 91
BUILD A AN THE THIS (SEE CONSTRUCTION)
Bus Switches (Lancaster)(HH) May 75

C

Caller-ID (Weeder)(C) Feb 33, Jul 67
Car Stereo, Upgrade Your (Spiwak) Mar 52
Catch an April Fool! (Spies)(C) Apr 75
CD-ROM Directory (Lancaster)(HH) Jul 71
Chaos, Creating (Sonntag)(C) Nov 47
Clock Kit, Digital, Jameco JE725 (ER) Nov 14
Clock, 68705-Based Experimenter's (Beard)(C) Feb 59
Closer Look at our Automotive Power Supply, A (Grossblatt)(DB) May 86
CMOS Paranoia (QA) Jun 10
Cogeneration Resources (Lancaster)(HH) Apr 85
Coin-Mechanism Sources (Lancaster)(HH) Jan 80
Cold Fusion Update (Lancaster)(HH) Sep 75
Collecting Old Audio (Klein)(AUD) Apr 96
Colorimeter, Low-Cost (Schnable, Alessandro & Orr)(C) May 45
Commercial Editor, TV (Hurst)(C) Aug 31

Communications Standards, Modern (Bigelow) Sep 35
Completing the Tachometer's Spark-Counter Section (Grossblatt)(DB) Nov 86
COMPUTER (SEE ALSO COMPUTER CONNECTIONS)
Benchmarks (Byers) Jun 63
Build This PC I/O Breadboard (Dage)(C) Jun 51, Jul 55, Aug 59
I/O Boards (Lancaster)(HH) Sep 75
L-Com DXB65 Ethernet Cable Tester (ER) Jun 19
PC-Based RF Signal Generator (Doberstein)(C) Mar 35, Apr 61
Power Line Modem for Home Control (Keefe)(C) Mar 57
Solid-State Disk Drive (Hatten)(C) Apr 49
X-Y Plotter (Brown)(C) May 57

COMPUTER CONNECTIONS (Holtzman)(D) Jan 88, Feb 88, Mar 91,(LET)Aug 12, Apr 98, May 90, Jun 27, Jul 86,(LET)Sep 16, Aug 16,(LET)Nov 8, Sep 87, Oct 89, Nov 90, Dec 28

1993 in Review Apr 98
And Then There Were None Jul 86,(LET)Sep 16
David and Goliath (or)Bill's Bad, Awful Day Jun 27
Develop Cool Products, Get Rich Quick Sep 87
Falling Prices are not Necessarily a Good Thing Jan 88
General Magic Has Something Up Its Sleeve May 90
National Information Infrastructure, The Feb 88
Problem with Software Documentation, The Dec 28
Suites for the Sweet? Mar 91,(LET)Aug 12
Vision of the Future, A Aug 16,(LET)Nov 8
What is an Operating System? Nov 90
Why Microsoft Will Win and IBM Will Lose the OS War Oct 89
Computerized Game, Build This (Retzinger)(C) Jul 62
Compuvideo Oscilloscope-to-Vectorscope Converter (ER) May 16

CONSTRUCTION

68705 PIC Microcontroller Programmer (Beard) Jan 43
68705-Based Experimenter's Clock (Beard) Feb 59
Adjustable Continuity Tester (Kennedy) Aug 8
AM Power Loop Antenna (Gault) Jun 44
Automatic Rechargeable Flashlight (Spiwak) Oct 65
Build A, An, The, This
Amateur TV Station (Sheets & Graf) Jul 31, Aug 39
Audio Wizard Test Generator (Wannamaker) Apr 41
Computerized Game (Retzinger) Jul 62
Digitizer (Yacono & Spiwak) Jun 75
Distinctive Ring Decoder (Keefe) Mar 43
Light-Controlled Sound-Effect Generator (Canlvan) Sep 65
PC I/O Breadboard (Dage) Jun 51, Jul 55, Aug 59
PLD Programmer (Brown) May 39
Retro-Remote (Templin) Dec 31
Solid-State Tesla Coil (Turner) Nov 61
Telephone Call Restrictor (Weeder) Oct 51
TubeHead (Simonton) Jun 33
Catch an April Fool! (Spies) Apr 75
Creating Chaos (Sonntag) Nov 47
Frequency Doubler (Yacono) Nov 44

"LED-Head," The (Sonntag)	Jul 41
Long-Range Body-Heat Detector (Iannini)	Feb 38
Lost Art of Regeneration, The (Kitchin)	Mar 66
Low Cost Colorimeter	
(Schnable, Alessandro & Orr)	May 45
Micro-Lights (Reizinger)	Dec 39
MicroConductor, The (Tarchinski)	Sep 49
Minute Marker (Palmer)	Sep 73
Night-Vision Scopes (Justic & Phillips)	Oct 57
PC-Based RF Signal Generator	
(Dobershtein)	Mar 35, Apr 61
PIC Microcontroller Programmer (Eady)	Feb 48
Picture Stick, The (Edwards)	Oct 35
Power Line Modem for Home	
Control (Keefe)	Mar 57
Radon Monitor (Neher)	Jan 56, Feb 66
Solid-State Disk Drive (Hatten)	Apr 49
Solving the Resistor Cube (Muntz)	Dec 45
Stepper Motors as Shaft Encoders	
(Heckt)	Feb 53
Sweep/Function Generator (Carlson)	Dec 53
Take Back Control of Your	
Telephone (Weeder)	Feb 33, Jul 67
Telephone Line Grabber (Iannini)	Sep 43
TextGrabber, The (McArthur)	Nov 31
Tunable FM Antenna Booster (Smith)	May 49
Tunable Shortwave Antenna (Wecke)	Jul 60
TV Commercial Editor (Hurst)	Aug 31
X-Y Plotter (Brown)	May 57
Continuity Tester, Adjustable	
(Kennedy)(C)	Aug 8
Creating Chaos (Sonntag)(C)	Nov 47
Crystal Balling the Future (Klein)(AUD)	May 82
CTCSS Tone Squeezing (Lancaster)(HH)	Jan 80
Cybermations SCK-2000 Stepper-Motor	
Controller (ER)	Aug 11

D

Dallas Semiconductor DS1620	
Demonstration Kit (ER)	Mar 22
Dangerous Cleaner (QA)	Feb 12, (LET) May 12, (LET) Jul 16
David and Goliath (or) Bill's Bad,	
Awful Day (Holtzman)(CC)	Jun 27
Decision Maker, Elenco Electronics	
SM-220K (ER)	Apr 16
Demonstration Kit, Dallas Semiconductor	
DS1620 (ER)	Mar 22
Desoldering Tool, DIC SC-7000 (ER)	Jan 18
Develop Cool Products, Get Rich	
Quick (Holtzman)(CC)	Sep 87
DIC SC-7000 Desoldering Tool (ER)	Jan 18
Different Tachometer Design Approach,	
A (Grossblatt)(DB)	Sep 84
Digilyzer, Build the (Yacono & Spiwak)(C)	Jun 75
Digital	
Bogey Contest (Lancaster)(HH)	Jan 80
Clock Kit, Jameco Electronics	
JE725 (ER)	Nov 14
Compression, The Sound of (Klein)(AUD)	Dec 86
Multimeter, Benchtop, Wavetek BDM40 (ER)	Jul 20
Directional Hearing (Klein)(AUD)	Nov 80
Disk Dilemma (QA)	Jan 10, (LET) Oct 10
Disk Drive, Solid-State (Hatten)(C)	Apr 49
Distinctive Ring Decoder,	
Build This (Keefe)(C)	Mar 43
Dowsing	
Resources (Lancaster)(HH)	Aug 77, (LET) Oct 10
More on (Lancaster)(HH)	Nov 71
DRAWING BOARD (Grossblatt)(D)	Jan 28, Feb 82
	Apr 24, May 86, Jun 29
	Jul 80, Sep 84, Oct 86, Nov 86
Adding Old-Fashioned Gauges to	
Modern Automobiles	Jan 28
Alternate Tachometer Design Takes	
Shape, Our	Oct 86
Closer Look at our Automotive Power	
Supply, A	May 86
Completing the Tachometer's Spark-Counter	
Section	Nov 86
Different Tachometer Design Approach, A	
Our Automotive Power Supply Comes	
to Life	Feb 82
P.L.L. Section of our Tachometer, The	
Two Possible Designs for our Tachometer's	
Counting Circuit	Jun 29
Why Build a Tachometer?	Apr 24
Dynamics of Music and the Evolution of	
Audio Instrumentation (Klein)(AUD)	Mar 16

E

EDITORIAL (D)	Mar 6
Keeping Up Your Technical	
Skills (Steckler)	Mar 6
Electric Vehicle Information	
(Lancaster)(HH)	Mar 81
Electronic Face, The (Sonntag)(C)	Jul 41
Elenco Electronics SM-220K	
Decision Maker (ER)	Apr 16

Elusive Readings (QA)	Apr 10
EMI and RFI Differences (QA)	Oct 8
Environmental Semiconductor Testing (Byers)	Nov 55
EQUIPMENT REPORTS (D)	Jan 18, Feb 20
	Mar 22, Apr 16, May 16
	Jun 19, Jul 20, Aug 11
	Sep 22, Oct 16, Nov 14, Dec 18
	Sep 22
B - K Precision LCR Bridge	
Compuvideo Oscilloscope-to-Vectorscope	
Converter	May 16
Cybermations SCK-2000 Stepper-Motor	
Controller	Aug 11
Dallas Semiconductor DS1620	
Demonstration Kit	Mar 22
DIC SC-7000 Desoldering Tool	Jan 18
Elenco Electronics SM-220K Decision	
Maker	Apr 16
Hewlett-Packard HP 970 Series	
Multimeters	Dec 18
ITT Pomona Logic Scope Probe	Feb 20
Jameco Electronics JE725	
Digital Clock Kit	Nov 14
L-Com DXB65 Ethernet Cable Tester	Jun 19
Tektronix Tekmeter Portable	
Oscilloscope	Oct 16
Wavetek BDM40 Benchtop	
Digital Multimeter	Jul 20
Ethernet Cable Tester,	
L-Com DXB65 (ER)	Jun 19
Evolution of Audio Instrumentation and	
the Dynamics of Music (Klein)(AUD)	Mar 16

F

Falling Prices are not Necessarily	
a Good Thing (Holtzman)(CC)	Jan 88
Fan Shut-Off (QA)	Feb 12
Flashlight, Automatic	
Rechargeable (Spiwak)(C)	Oct 65
FM DX Reception (Lancaster)(HH)	Jun 83
Follow that Noise (QA)	Jun 10
Frequency Doubler (Yacono)(C)	Nov 44
Fun With Function Generators (Kral)	Oct 42

G

General Magic Has Something	
Up Its Sleeve (Holtzman)(CC)	May 90

H

Hacker Opportunities (Lancaster)(HH)	Jul 71
Hacker's Data Exchange (Lancaster)(HH)	Feb 73
HARDWARE HACKER (Lancaster)(D)	Jan 80, Feb 73
	Mar 81, Apr 85, May 75
	Jun 83, Jul 71, Aug 77
	Sep 75, Oct 75, Nov 71, Dec 77
The Fundamentals of SCSI Communications	Apr 85
Basic Research Tools and Refilling	
Canon EX Toner Cartridges	Aug 77
Powerful New PIC Software, and More	Dec 77
Hacker's Data Exchange, and More	Feb 73
Multimedia Resources, and More	Jan 80
Second Law Violations and	
Hacker Opportunities	Jul 71
Tough Audio Amplifiers, and More	Jun 83
Jukebox Resources, and More	Mar 81
RBDS Services, and More	May 75
More on Dowsing	Nov 71
Major SETI Developments, and More	Oct 75
Cold Fusion Update, and More	Sep 75
Helical Resonators (Lancaster)(HH)	Nov 71
Hewlett-Packard HP 970 Series	
Multimeters (ER)	Dec 18
Home Control, Power Line Modem	
for (Keefe)(C)	Mar 57
Human-Powered Vehicles (Lancaster)(HH)	May 75

I

Identifying Capacitors (QA)	May 10
Impedance	
Matching (QA)	Apr 10, (LET) Jul 16
Mystery (QA)	Sep 8
Invention Marketing Scams (Lancaster)(HH)	Jun 83
ITT Pomona Logic Scope Probe (ER)	Feb 20

J

Jameco Electronics JE725 Digital	
Clock Kit (ER)	Nov 14
Joys of Audio Clipping, The (Klein)(AUD)	Sep 82
Jukebox Resources (Lancaster)(HH)	Mar 81

K

Keeping Up Your Technical	
Skills (Steckler)(ED)	Mar 6

KITS	
Jameco Electronics JE725	
Digital Clock Kit (ER)	Nov 14
Elenco Electronics SM-220K	
Decision Maker (ER)	Apr 16

L

L-Com DXB65 Ethernet Cable Tester (ER)	Jun 19
Laser Service Manual (Lancaster)(HH)	Nov 71
"LED-Head," The (Sonntag)(C)	Jul 41
LETTERS (D)	Jan 16, Feb 16, Mar 18
	Apr 12, May 12, Jun 14, Jul 16
	Aug 12, Sep 16, Oct 10, Nov 8, Dec 12
LCR Bridge, B + K Precision (ER)	Sep 22
Light-Controlled Sound-Effect Generator,	
Build This (Canivan)(C)	Sep 65
Light-to-Frequency Converters	
(Lancaster)(HH)	Oct 75
Line Grabber, Telephone (Iannini)(C)	Sep 43
Linear to Log Converter (QA)	Jun 10, (LET) Sep 16
Logic Scope Probe, ITT Pomona (ER)	Feb 20
Long-Range Body-Heat Detector (Iannini)(C)	Feb 38
Lost Art of Regeneration,	
The (Kitchin)(C)	Mar 66, (LET) Jun 14
Lotus Smart Suite (Holtzman)(CC)	Mar 91
Low Cost Colorimeter	
(Schnable, Alessandro & Orr)(C)	May 45
Low-Distortion Sinewaves (Lancaster)(HH)	Jan 80

M

Magic Cap, General Magic's (Holtzman)(CC)	May 90
MCA-to-ISA Adapter (QA)	Jul 10
Memory Confusion (QA)	Apr 10
Micro-Lights (Reizinger)(C)	Dec 39
MicroConductor, The (Tarchinski)(C)	Sep 49
Microcontroller Programmer	
68705 (Beard)(C)	Jan 43
PIC (Eady)	Jan 35, Feb 48
Microsoft	
Office (Holtzman)(CC)	Mar 91
Office Pro (Holtzman)(CC)	Mar 91
Minute Marker (Palmer)(C)	Sep 73
Modem Communications	
Standards (Bigelow)	Sep 35
Monitor, Radon (Neher)(C)	Jan 56, Feb 66
Morse Code Tutor (Tarchinski)	Sep 69
Motor Speed Controller (QA)	May 10
Multimedia Resources (Lancaster)(HH)	Jan 80
Multimeters, Hewlett-Packard	
HP 970 Series (ER)	Dec 18

N

National Electronics Technicians Day	Apr 77
National Information Infrastructure,	
The (Holtzman)(CC)	Feb 88
New Age of Satellite TV, The (Fenton)	Apr 33
New Life for Old Scopes (Covington)	Sep 57
NEW LITERATURE (D)	Jan 24, Feb 26, Mar 32
	Apr 26, May 26, Jun 24, Jul 26, Aug 22
	Sep 30, Oct 26, Nov 22, Dec 24
NEW PRODUCTS (D)	Jan 20, Feb 21, Mar 24
	Apr 20, May 20, Jun 20, Jul 22, Aug 18
	Sep 24, Oct 22, Nov 16, Dec 20
Ni-Cd Resistance (QA)	Feb 12, (LET) May 12, (LET) Jul 16
Night-Vision Scopes (Justic & Phillips)(C)	Oct 57
Null Modem (QA)	Oct 8

O

Obsolete Semiconductor Sources	
(Lancaster)(HH)	Jun 83
OS/2 or DOS? (QA)	Jun 10
Oscilloscope	
Book (Lancaster)(HH)	Apr 85
Portable, Tektronix Tekmeter (ER)	Oct 16
-to-Vectorscope Converter,	
CompuVideo (ER)	May 16
Our Automotive Power Supply	
Comes to Life (Grossblatt)(DB)	Feb 82

P

Parallel Processing (QA)	Feb 12
PC I/O Breadboard,	
Build This (Dage)(C)	Jun 51, Jul 55, Aug 59
PC-Based RF Signal Generator	
(Dobershtein)(C)	Mar 35, Apr 61
Phase-Locked Loops (Marston)	Aug 47, Oct 69, Nov 63
Piano Trainer MicroConductor,	
The (Tarchinski)(C)	Sep 49
PIC Microcontroller Programmer (Eady)	Jan 35, Feb 48

Picture Stick, The (Edwards)(C)	Oct 35
Pinball Machine Resources (Lancaster)(HH)	May 75
PLD Programmer, Build This (Brown)(C)	May 39,(LET)Aug 12
PLL Section of our Tachometer, The (Grossblatt)(DB)	Jul 80
Plotter, X-Y (Brown)(C)	May 57
PostScript Review (Lancaster)(HH)	Aug 77
Power Amplifiers (Marston)	Apr 65
Power Line Modem for Home Control (Keele)(C)	Mar 57
Power-Supply Regulation (Luchi)	Dec 69
Practical Transistor Circuits (Marston)	May 57
Problem with Software Documentation, The (Holtzman)(CC)	Dec 28
Programmable Interconnects (Lancaster)(HH)	May 75
Programmable Logic Devices (Brown)	May 31
Build This PLD Programmer (Brown)(C)	May 39
Pseudoscience Journal (Lancaster)(HH)	Feb 73
Pulse Counter (QA)	Jan 10

Q

Q & A (D)	Jan 10, Feb 10, Apr 16 May 10, Jun 10, Jul 10 Sep 8, Oct 8
Question of Power, A (Klein)(AUD)	Jan 87

R

RADIO	
Lost Art of Regeneration, The (Kitchin)(C)	Mar 66,(LET)Jun 14
Restore It Right! (McClellan)	Aug 69,(LET)Nov 8
Vintage Radio (Knight)	Jan 63,(LET)Apr 12,(LET)Jun 14
Radon Monitor (Neher)(C)	Jan 56, Feb 66,(LET)Jul 16
RBDS	
FM Data Decoders (Lancaster)(HH)	Mar 81
Services (Lancaster)(HH)	May 75
RCA DSS Digital Satellite System (Fenton)	Apr 33
Receiving Weather Satellite Images (Brandli)	Aug 53
Regeneration, The Lost Art of (Kitchin)(C)	Mar 66,(LET)Jun 14
Regulator Switch (QA)	Jul 10
Relay Output Circuits (Marston)	Jul 49
Relays, All About (Marston)	Jun 69
Reprints and Standards (Lancaster)(HH)	Nov 71
Resistor Cube, Solving the (Muntz)(C)	Dec 45
Restore It Right! (McClellan)	Aug 69,(LET)Nov 8
Retro-Remote, Build the (Templin)(C)	Dec 31

S

Santa Claus Machine Update (Lancaster)(HH)	Jul 71
Satellite TV, The New Age of (Fenton)	Apr 33
Scientific Method Review (Lancaster)(HH)	Nov 71
Screamer Circuit, The (Spies)(C)	Apr 75
SCSI Communication Fundamentals (Lancaster)(HH)	Apr 85
Second Law Violations (Lancaster)(HH)	Jul 71
Semiconductor Testing, Environmental (Byers)	Nov 55
SETI Developments (Lancaster)(HH)	Oct 75
Shaft Encoders, Stepper Motors as (Heckl)(C)	Feb 53
Shaft-Encoder Designs (Lancaster)(HH)	Oct 75

Signal Generator, RF, PC-Based (Doberstein)(C)	Mar 35, Apr 61
Simple Test for Transformers (Williams)	Nov 54
Software Documentation, The Problem with (Holtzman)(CC)	Dec 28
Solid-State Disk Drive (Hatten)(C)	Apr 49
Soilton Wave Rectifiers (Lancaster)(HH)	Jul 71
Solving the Resistor Cube (Muntz)(C)	Dec 45
Sonoluminescence Effects (Lancaster)(HH)	Mar 81
Sound	
Distortion (QA)	Oct 8
-Effect Generator, Light-Controlled (Canivan)(C)	Sep 65
of Digital Compression, The (Klein)(AUD)	Dec 86
Pressure Level: Damage Sonic Realism (Klein)(AUD)	Jul 78
Sound-Off's, CSICOP, and Audiophilia (Klein)(AUD)	Oct 83
Special-Effects Resources (Lancaster)(HH)	Feb 73
Stepper Motors as Shaft Encoders (Heckl)(C)	Feb 53
Stepper-Motor Controller, Cybermations SCK-2000 (ER)	Aug 11
Suites for the Sweet? (Holtzman)(CC)	Mar 91
Surface-Mount Trainer Kit, Elenco SM-220K Decision Maker (ER)	Apr 16
Sweep/Function Generator (Carlson)(C)	Dec 53
Swimming Lights (QA)	Jan 10

T

Tachometer	
Design	
Approach, A Different (Grossblatt)(DB)	Sep 84
Our Alternate Takes Off (Grossblatt)(DB)	Oct 86
Counting Circuit, Two Possible Designs for our (Grossblatt)(DB)	Jun 29
Spark-Counter Section, Completing the (Grossblatt)(DB)	Nov 86
The PLL Section of our (Grossblatt)(DB)	Jul 80
Why Build A? (Grossblatt)(DB)	Apr 24
Take Back Control of Your Telephone (Weeder)(C)	Feb 33, Jul 67
Technical Literature (Lancaster)(HH)	Aug 77
Tektronix Tekmeter Portable Oscilloscope (ER)	Oct 16
TELEPHONE	
Call Restrictor (Weeder)(C)	Oct 51
Distinctive Ring Decoder (Keele)(C)	Mar 43
Line Grabber (Iannini)(C)	Sep 43
Take Back Control of Your Telephone (Weeder)(C)	Feb 33, Jul 67
TELEVISION (SEE ALSO VIDEO NEWS)	
Amateur TV Station (Sheets & Graf)(C)	Jul 31, Aug 39
New Age of Satellite TV, The (Fenton)	Apr 33
TextGrabber, The (McArthur)(C)	Nov 31
TV Commercial Editor (Hurst)(C)	Aug 31
Tesla Coil, Solid-State (Turner)(C)	Nov 61
TEST EQUIPMENT	
Audio Wizard Test Generator (Wannamaker)(C)	Apr 41
Adjustable Continuity Tester (Kennedy)(C)	Aug 8
Analog Signal Troubleshooting (Campbell)	May 69
B + K Precision LCR Bridge (ER)	Sep 22
Build The Digitizer (Yacono & Spiwak)(C)	Jun 75
Compuvideo Oscilloscope-to-Vectorscope Converter (ER)	May 16
Fun with Function Generators (Kral)	Oct 42
Hewlett-Packard HP 970 Series Multimeters (ER)	Dec 18
ITT Pomona Logic Scope Probe (ER)	Feb 20

L-Com DXB65 Ethernet Cable Tester (ER)	Jun 19
New Life for Old Scopes (Covington)	Sep 57
PC-Based RF Signal Generator (Doberstein)(C)	Mar 35, Apr 61
Sweep Function Generator (Carlson)(C)	Dec 53
Tektronix Tekmeter Portable Oscilloscope (ER)	Oct 16
Wavetek BDM40 Benchtop Digital Multimeter (ER)	Jul 20
Test Generator	
Audio Wizard (Wannamaker)(C)	Apr 41
TextGrabber, The (McArthur)(C)	Nov 31
Toner Decoder (Marston)	Dec 52
Toner Refill (QA)	May 60
Toner-Cartridge Reloading (Lancaster)(HH)	Aug 77,(LET)Nov 8
Transformers, Simple Test for (Williams)	Nov 54
Transistor Circuits, Practical (Marston)	May 57
Transmission Line Use (Lancaster)(HH)	Sep 75
TubeHead, Build the (Simonton)(C)	Jun 33
Tunable	
FM Antenna Booster (Smith)(C)	May 49,(LET)Jul 16
Shortwave Antenna (Wecke)(C)	Jul 60
TV Commercial Editor (Hurst)(C)	Aug 31
Two Possible Designs for our Tachometer's Counting Circuit (Grossblatt)(DB)	Jun 29

U

Upgrade Your Car Stereo (Splwak)	Mar 52
----------------------------------	--------

V

VCR Hard-Drive Backup (QA)	Sep 8
VIDEO (SEE ALSO VIDEO NEWS)	
Amateur TV Station (Sheets & Graf)(C)	Jul 31, Aug 39
Driver Circuits (Lancaster)(HH)	Sep 75
New Age of Satellite TV, The (Fenton)	Apr 33
VIDEO NEWS (Lachenbruch)(D)	Jan 8, Feb 8
	Mar 12, Apr 8, May 8, Jun 8, Jul 8
	Aug 6, Sep 6, Oct 6, Nov 6, Dec 6
Vintage Radio (Knight)	Jan 63,(LET)Apr 12,(LET)Jun 14
Vision of the Future, A (Holtzman)(CC)	Aug 16
Voice-Messaging Circuits (Lancaster)(HH)	Feb 73

W

Wave Shaping (Marston)	Jan 70
Wavetek BDM40 Benchtop Digital Multimeter (ER)	Jul 20
Weather Satellite Images, Receiving (Brandli)	Aug 53
What is an Operating System? (Holtzman)(CC)	Nov 90
WHAT'S NEWS (D)	Jan 6, Feb 6
	Mar 8,(LET)Aug 12, Apr 7, May 6, Jun 6
	Jul 6, Aug 4, Sep 4, Oct 4, Nov 4, Dec 4
Why Build a Tachometer? (Grossblatt)(DB)	Apr 24
Why Microsoft Will Win and IBM Will Lose the OS War (Holtzman)(CC)	Oct 89

X

X-Y Plotter (Brown)(C)	May 57
------------------------	--------



POWER CONTROLLER

continued from page 71

components. Make sure that you observe polarities of all semiconductors, SIP resistors, and electrolytic capacitors.

For the prototype, four Triacs were mounted each to two 90° aluminum heatsinks. The AC power input was brought to one heavy-duty, three-terminal connector, and the eight Triac outputs plus AC common were brought to a separate nine-terminal connector.

The circuit board has 120-volt AC signals on it, so check and double-check your work before plugging in and testing the project. Figure 3 is a photo of the author's prototype.

Built-in applications

On power up, a selection rou-




FIG. 3—COMPLETED UNIT. The circuit board has 120-volt AC signals on it, so check and double-check your work before plugging in and testing.

SOUND INPUT

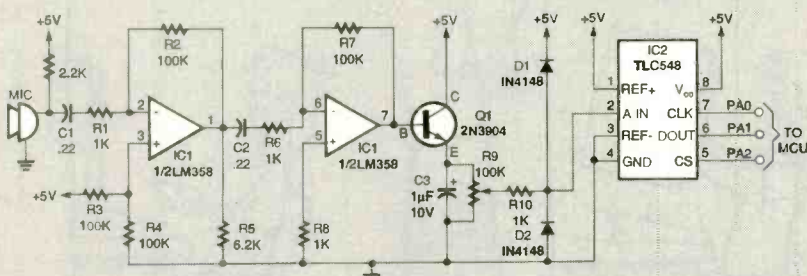
The accompanying schematic shows a simple circuit for letting an audio sound source control the power-controller output. The circuit accepts input from a standard crystal microphone, and amplifies the signal using two op-amp stages. The signal then passes through an emitter-follower circuit that drives a TLC548 A/D converter. Potentiometer R10 functions as a sensitivity control.

The software, presented below, simply clocks the A/D converter eight times, accumulates the result, then stores it in all eight output registers, from where they are applied to the Triacs in the usual manner. To use the routine, you'll have to declare the variable SDDATA, add the routine itself to the jump table, and add a new S1 switch setting to the application-selection power-up routine.

SOUND MODE ROUTINE

```

SOUND:   LDA #S05
         STA DDRA
         BSET 2, PORTA
STARTAD: CLRA
         LDX #S08
         BCLR 2, PORTA
LOOPAD:  BSET 0, PORTA
         BRSET 1, PORTA, COLLECT
COLLECT: ROLA
         BCLR 0, PORTA
         DECX
         BNE LOOPAD
         BSET 2, PORTA
         CMP #30
         BHI ADADJUST
STORESD: STA SDDATA
         BSR APPSD
         BRA STARTAD
ADADJUST: LDA #30
         BRA STORESD
APPSD:  LDA SDDATA
         STA PWRC0
         STA PWRC1
         STA PWRC2
         STA PWRC3
         STA PWRC4
         STA PWRC5
         STA PWRC6
         STA PWRC7
         RTS
    
```



tine reads Port C and selects the corresponding application. Note that following power-up, Port C can be used for other purposes. Table 2 lists Port C values, along with the corresponding routines and PC-board jumper settings. In general, if no host is connected and Port A will input data from S1, set the jumpers as shown for application 0 (manual). Also note that in the design, once a routine has been selected, the only way to change to a new routine is to reset the system. Following is a description of each application:

Manual—The software scans Port A waiting for a bit to go low. When that occurs, the microcontroller loads power-level data from Port C and stores it in the power-control byte specified by the value in Port A. For example, placing 05 on Port A and bringing PA2 low will set output 2 to power level 8. Because Port C has only four input bits, it can only specify 16 power values ($2^4 = 16$). Thus a look-up table (shown in Table 3) spreads the 16 specifiable values across the entire 32-value range.

Sequencer—This routine demonstrates the controller's ability to power light displays. It turns on the first output, waits,

(Continued on page 90)

Halogen cycle mysteries, science versus pseudoscience, vector-to-step conversions, a hacker PostScript interface, and programmable interconnects.

DON LANCASTER

I recently reviewed several books that I believe are worth reading. *Who Owns Information?* by Anne Branscomb (Basic Books, 1994) seems to cover everything from the Internet to the Dead Sea Scrolls. It focuses on the new intellectual properties that are challenging traditional copyright laws.

While the book is thorough, it essentially expresses the viewpoint of a conservative lawyer. This book would be far better balanced if it had more input from publications such as the *Free Software Foundation* or *Wired Magazine*.

For a totally different take on a related topic, read Winn Schwartz's *Information Warfare; Chaos on the Electronic Superhighway* (Thunder's Mouth Press, 1994).

I've long been a fan of Richard Feynman, the physicist and gadfly. He was one of my great heros. *No Ordinary Genius: The Illustrated Richard Feynman* has been newly released by Richard Phillips (W. W. Norton, 1994). It's a "life and times of" summary that adds to such titles as *James Gleick's Life and Science of Richard Feynman* (Pantheon, 1992). In addition, read Feynman's own *Surely You're Joking Mr. Feynman* (W.W. Norton, 1985) and *What Do You Care What Other People Think?* (1988).

My other heros? Well, since you asked: Perry Ferrell, Buckminster "Bucky" Fuller, Ed Abbey, P.T. Barnum, and William M. Gaines. I think Gaines was the greatest philosopher of the twentieth century.

Science Versus Pseudoscience? is an important and easy to read Nathan Aaseng book (F. Watts Press, 1994). It clarifies several topics I have kicked around here quite a bit. My own definition of pseudoscience is pretty much one of "looks like a duck, quacks like a duck."

1. Science is logical and rational.
2. Science makes well-defined claims.
3. Scientific hypotheses are falsifiable.
4. Scientific experiments are repeatable.
5. Science requires that claims be examined by peers.
6. Science views unexplained gaps in theories with suspicion.
7. Science requires caution in examining evidence.
8. Science requires objectivity.
9. Science does not accept coincidence as proof.
10. Science does not accept anecdotal evidence as proof.
11. Extraordinary claims demand extraordinary evidence.

FIG. 1—NATHAN AASENG lists these ten key criteria in his *Science Versus Pseudoscience* book. I have added a popular eleventh test here.

When you've been at the research game for a long while, the pseudoscience stuff becomes painfully and laughingly obvious: correspondence like those dreary chain letters that spend five pages telling you they are not chain letters.

Aaseng is much more specific because he lists ten crucial tests to tell the differences between pseudoscience and real science. I've reproduced the list here as Fig. 1. The only thing I'd personally add to his list is "Science requires that extraordinary claims demand extraordinary proof."

A second book with the theme of pseudoscience trashing is *The Hundredth Monkey*, edited by Ken Frazier (Prometheus Books, 1991). It discusses psychic phenomena and related wonderments.

Magnetic Measurements Handbook is a 95-page self-published book by J. M. Janicke and offered by *Magnetic Research*. Included in the book is hard-to-find information on magnetic fundamentals along

with a lot of construction projects for fluxmeters, Helmholtz coils, and other similar stuff.

In addition to publishing, Magnetic Research also sells fluxgates and Hall-effect probes. However, the Hall-effect probes are *totally* unsuitable for most compass bearing and navigation applications. The same goes for its abysmal batch of magnetoresistors. Today, a fluxgate compass is the *only* way to go. A competing, low-cost source for fluxgate coils, useful for homebrew compass projects, is *OrthoLogic*. There is more on the subject of electronic compasses in my *Hardware Hacker* reprints.

Vector-to-step conversions

Suppose you want to mill a diagonal cut on a CAD/CAM machine that can step only north-south or east-west. How would you do it? Or suppose you want to show a slanted line on a raster scan display or perhaps on a laser printer's bitmap? Maybe you want to map a tumbling

three-dimensional object with animation software?

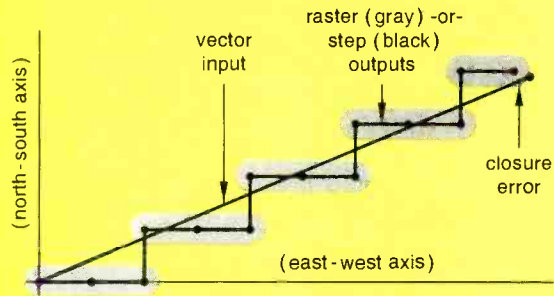
All of these tasks require *vector-to-step* conversions. These are some of the most basic and important requirements in computer graphics. A short review of the fundamentals is given in Fig. 2.

A *vector* is a number that expresses two or more values such as speed and direction. For example, the representation of walking east-northeast (ENE) for 10.2 miles is a vector quantity. Vectors can be *resolved* into their basic components. For instance, by walking 10.2 miles ENE you will arrive at the same place as walking 9.4 miles due east and then walking 3.9 miles due north.

Trigonometry can resolve vectors. As an example, ENE is at an angle of 22.5° counterclockwise from east. By multiplying 10.2 times the cosine of 22.5° you will obtain the 9.4-mile east component. Also, 10.2 times the *sine* of 22.5° gives the 3.9-mile north component.

Obviously, walking the 10.2 mile direct route is shorter and probably a lot easier. A CAD/CAM machine that cuts only east and then travels

The goal of vector-to-step conversion is to change a diagonal tool path or a slanty line on a screen or printer bitmap into discrete unit steps that travel only in north-south or east-west directions...



First, you correct your input vector so it starts at your actual initial position. This prevents closure errors from piling up. If not already done, you then resolve your input vector into its x and y components. For a vector of length Z and an angle of θ ...

$$x = Z \cos(\theta) \quad \text{and} \quad y = Z \sin(\theta)$$

Next, calculate the slope y/x and save it for later use. Then round x and y off to the nearest integer values to get the actual steps needed. Compare the signs of x and y, and the absolute sizes of x and y to find an octant...

x+	y+	x>y	octant #0	(000 to 045 degrees)
x+	y+	x<y	octant #1	(045 to 090 degrees)
x-	y+	x<y	octant #2	(090 to 135 degrees)
x-	y+	x>y	octant #3	(135 to 180 degrees)
x-	y-	x>y	octant #4	(180 to 215 degrees)
x-	y-	x<y	octant #5	(215 to 270 degrees)
x+	y-	x<y	octant #6	(270 to 315 degrees)
x+	y-	x>y	octant #7	(315 to 360 degrees)

If you are in octant #0, you always step by +x and sometimes step by +y. To determine whether a +y step is needed, multiply the total number of x steps so far by the slope. If the current y total is more than 0.5 steps under this value, also add a new y step.

Here are the rules for the other octants...

In octant #0, always step by +x and sometimes step by +y.
 In octant #1, always step by +y and sometimes step by +x.
 In octant #2, always step by +y and sometimes step by -x.
 In octant #3, always step by -x and sometimes step by +y.
 In octant #4, always step by -x and sometimes step by -y.
 In octant #5, always step by -y and sometimes step by -x.
 In octant #6, always step by -y and sometimes step by +x.
 In octant #7, always step by +x and sometimes step by -y.

For the maximum possible speed, replace on-the-fly calculations by table lookups, compiling, special hardware, or similar techniques.

FIG. 2—VECTOR-TO-STEP CONVERSION is a fundamental tool in computer graphics. Here is how to do it. The details will vary with your end use.

only north would miss the middle of the path. The trick is to find a set of rules that permit just enough north and east steps to be taken in just the right order to approximate the path as closely as possible.

A position in space is said to be *absolute* if it is measured from some 0,0 axis reference point. A position is *relative* if it is measured from the last determined or referred position in space.

NEW FROM DON LANCASTER

HARDWARE HACKING

Incredible Secret Money Machine II	18.50
The Case Against Patents	28.50
Hardware Hacker Reprints II, III, or IV	24.50
Blatant Opportunist Reprints	24.50
Resource Bin Reprints	24.50
Ask The Guru Reprints I, II or III	24.50
CMOS Cookbook	24.50
TTL Cookbook	24.50
Active Filter Cookbook	24.50
Micro Cookbook I	19.50
Lancaster Classics Library	119.50

POSTSCRIPT STUFF

PostScript Secrets (Ile/Mac/PC)	29.50
Book-on-demand resource kit	39.50
Intro to PostScript VHS Video	29.50
PostScript Beginner Stuff	29.50
PostScript Show & Tell	29.50
PostScript Cookbook (Adobe)	19.50
PostScript Ref. Manual II (Adobe)	31.50
PostScript Program Design (Adobe)	24.50
Type I Font Format (Adobe)	15.50
Acrobat Reference (Adobe)	24.50
LaserWriter Reference (Apple)	19.50
PostScript by Example (McGilton)	29.50
Pgm Display PostScript with X	29.50
PostScript Visual Approach (Smith)	22.50
Thinking in PostScript (Reid)	22.50
Undst PS Pgrmmg (Holtzgang)	29.50
The Whole Works (all PostScript)	379.50

FREE VOICE HELPLINE

VISA/MC

SYNERGETICS

Box 809-RE
Thatcher, AZ 85552
(602) 428-4073

CIRCLE 205 ON FREE INFORMATION CARD

A 10.2-mile straight-line hike is considered absolute if you start from home and end up 10.2 miles from home. Now, suppose that today's hike, part of a week-long trek, lands you 10.2 miles from this morning's start. That's considered to be a relative position. Typically, absolute positioning is used for the first point in any *path*, while relative position is used for all points that follow.

The first step in a vector-to-step conversion is to correct the vector. Typically you want to go from "where you thought you were" to "where you want to be." But you probably are not where you thought you were. Why? Because roundoff errors will change your actual position from your desired position. If you do nothing about these errors, they will accumulate on you. That's one reason why you should take topographical maps with you on a hike.

Instead, you'll *correct* the input vector so that it routes from "where you know you now are" to "where you want to be." This calls for a measurement or else a *transform* from existing device space back into user space. The net result is that the input vector will change slightly in size and direction, thus "swallowing" previous position errors, and correcting on-the-fly.

There are eight possible vector-to-step cases; each can end up "alike but different somehow." Let's call east-west the *x* and north-south the *y* components. Now, *x* could be positive or negative, and *y* could be positive or negative. Moreover, the length of *x* can be greater or less than that of *y*.

The next step is to decide which of the eight cases you have. Then, pick the correct case and use it for the actual conversion. If your computer or microcontroller and the available processing time allows you the luxury of real trigonometry, you could find the *arctan*, or "angle whose tangent is," and then divide by 45 to get a 0 to 7 case.

When speed is essential (or if your microcontroller isn't very powerful), test the signs of *x* and *y* plus the absolute lengths of *x* compared to *y* to pick one of the eight cases. The selected case is then the one that is run.

Assume the math coordinate orientation, rather than the geographical one, with east at 0 degrees, north at 90, west at 180, and south-east at 315°. Then call any of the eight cases an *octant*. A vector of 10.2 miles ENE is in octant zero.

Now, in octant zero, *x* absolutely *must* be positive and absolutely *must* be larger than *y*. Moreover, *y* also *must* be positive. Otherwise, you would be in some other octant. So, in octant zero, simply apply the rule "always step by *x* and *maybe* step by *y*."

Assume that the corrected vector has been resolved into *x* = 9.4 and *y* = 3.9 components. Since you are allowed only whole *integer* steps, you cannot take 9.4 unit steps. In this case, we will *round down* to nine steps. Thus, you want nine *x* steps and you want four *y* steps. The question is when to add the *y* steps to get closest to the original vector.

If rounding down gives an *x* value of zero, exit. The little missed piece will be picked up on the next vector. Exiting on a zero length also gets rid of the possible divide-by-zero in the next step.

Next, calculate the *slope* by dividing the little *y* number by the bigger *x* one, or in this case *y/x*. Save this value.

Then step along your *x* axis, always taking one *x* step. After each *x* step, compare the actual *y* against the desired *y* position. The desired *y* position is obtained by multiplying *x* times the slope. Whenever you end

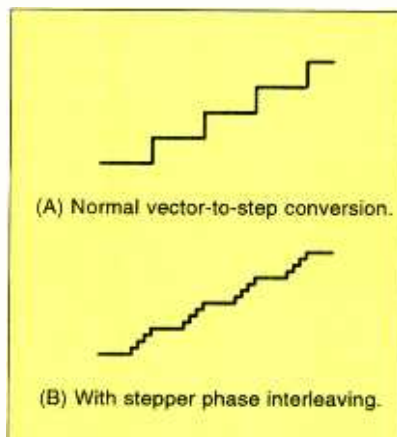


FIG. 3—SOME CAD/CAM SYSTEMS can apply *x* and *y* stepper phase by interleaving techniques to improve their apparent resolution dramatically.

SURVEILLANCE & SECURITY

FM TRANSMITTERS MINI (KITS)

- 3-VOLT FM XMTR, up to 300 ft. indoors. 1500 ft. outdoors
- PHONE XMTR, range to 500 ft., uses phone-line power
- Sound-Activated XMTR, range to 500 ft.
- 2-STAGE XMTR, 9-volt, very powerful!

All above require simple soldering at 2 to 4 places. **\$29.95****

TELE CALL FORWARDER. Transfers incoming calls. **\$99.00***

CALLER ID. Registers incoming number. **\$99.00***

TEL REGISTER WITH PRINTER. Records dialed number, duration, and prints record. **\$169.00***

TEL REGISTER W/O PRINTER. Records dialed number & time. 16-digit display. **\$99.00***

12-HOUR LONG-PLAY RECORDER. Modified Panasonic. Records 6 hrs. on each side of 120 tape (supplied). Compatible with VOX and Tel Rec Adapter. **\$119.00***

VOX VOICE-ACTIVATED SWITCH. Makes recorder self-activating with voices or other sounds. **\$28.50****

TELE RECORDING ADAPTER. Records incoming and outgoing calls. **\$28.50***

TELEPHONE SCRAMBLERS. Over 4,000 separate codes. **\$199.00***

VOICE CHANGER. Changes man's voice to lady's and vice versa. **\$49.00****

For Shipping & Handling add *\$5.00 and **\$2.00 per item. Colo. residents add sales tax. Mail Order, VISA, M/C, COD's o.k. Inquire for dealer prices. Free catalog.

MUCH, MUCH MORE — OUR 25TH YEAR!

TOLL FREE 1-800-926-2488

A.M.C. SALES, INC.

193 Vaquero Dr., Boulder, CO 80303

Tel: (303) 499-5405, Fax: (303) 494-4924

Mon.-Fri. 8 a.m.-5 p.m. Mtn. Time

CIRCLE 108 ON FREE INFORMATION CARD

Be an FCC LICENSED ELECTRONIC TECHNICIAN!



No costly school. No commuting to class. The Original Home-Study course prepares you for the "FCC Commercial Radiotelephone License." This valuable license is your professional "ticket" to thousands of exciting jobs in Communications, Radio-TV, Microwave, Maritime, Radar, Avionics and more...even start your own business! You don't need a college degree to qualify, but you do need an FCC License.

No Need to Quit Your Job or Go To School
This proven course is easy, fast and low cost! **GUARANTEED PASS**—You get your FCC License or money refunded. **Send for FREE facts now. MAIL COUPON TODAY!**

COMMAND PRODUCTIONS

FCC LICENSE TRAINING, Dept. 90
P.O. Box 2824, San Francisco, CA 94126
Please rush **FREE** details immediately!

NAME _____
ADDRESS _____
CITY _____ STATE _____ ZIP _____

```

% PostScript Vector-to-step student demo algorithms.

% Copyright c 1994 by Don Lancaster and Synergetics Box 809 Thatcher, AZ 85552
% (602) 428-4073. All commercial rights and all media rights fully reserved.
% Additional support via GENIE PSRT. Consulting services also available.
% Personal use permitted so long as this header remains present and intact.
% Two-way host recordable comm is required.

/curxpos 0 def /curypos 0 def % running output currentpoints

/oct0 {2 copy exch dup 0 eq {0.00001 add} if div /slope exch store pop cvi /#incs exch store 0
0 1 #incs 1 sub (/posn exch def (E) print /curxpos curxpos 1 add store posn 1 add slope mul
0.5 sub 1 index ge {1 add (N) print /curypos curypos 1 add store} if} for pop} def

/oct1 {exch 2 copy exch div /slope exch store pop cvi /#incs exch store 0 0 1 #incs 1 sub
{/posn exch def (N) print /curypos curypos 1 add store posn 1 add slope mul 0.5 sub 1 index
ge {1 add (E) print /curxpos curxpos 1 add store} if} for pop} def

/oct2 {exch 2 copy exch div /neg /slope exch store pop cvi /#incs exch store 0 0 1 #incs 1 sub
{/posn exch def (N) print /curypos curypos 1 add store posn 1 add slope mul 0.5 sub 1 index
ge {1 add (W) print /curxpos curxpos 1 sub store} if} for pop} def

/oct3 {2 copy exch div /neg /slope exch store pop cvi abs /#incs exch store 0 0 1 #incs 1 sub
{/posn exch def (W) print /curxpos curxpos 1 sub store posn 1 add slope mul 0.5 sub 1 index
ge {1 add (N) print /curypos curypos 1 add store} if} for pop} def

/oct4 {2 copy exch div /slope exch store pop cvi abs /#incs exch store 0 0 1 #incs 1 sub
{/posn exch def (W) print /curxpos curxpos 1 sub store posn 1 add slope mul 0.5 sub 1 index
ge {1 add (S) print /curypos curypos 1 sub store} if} for pop} def

/oct5 {2 copy div /slope exch store cvi abs /#incs exch store pop 0 0 1 #incs 1 sub (/posn
exch def (S) print /curypos curypos 1 sub store posn 1 add slope mul 0.5 sub 1 index ge {1
add (W) print /curxpos curxpos 1 sub store} if} for pop} def

/oct6 {2 copy div /neg /slope exch store cvi abs /#incs exch store pop 0 0 1 #incs 1 sub (/posn
exch def (S) print /curypos curypos 1 sub store posn 1 add slope mul 0.5 sub 1 index ge {1
add (E) print /curxpos curxpos 1 add store} if} for pop} def

/oct7 {2 copy exch div /neg /slope exch store pop cvi abs /#incs exch store 0 0 1 #incs 1 sub
{/posn exch def (E) print /curxpos curxpos 1 add store posn 1 add slope mul 0.5 sub 1 index
ge {1 add (S) print /curypos curypos 1 sub store} if} for pop} def

/findoctant {2 copy exch 2 copy 0 eq exch 0 eq or {pop 0.000001} if atan cvi 45 idiv
[{oct0}{oct1}{oct2}{oct3}{oct4}{oct5}{oct6}{oct7}{oct0}] exch get} def

/vectortostep {findoctant exec flush } def % main control loop

% ##### demo - remove or alter before reuse #####
9.4 3.9 vectortostep quit % should return EENEENEENEENE

```

FIG. 4—A STEP-TO-VECTOR CONVERTER written in PostScript.

up more than half a step (or 0.5) low, add a y step. Continue this for each needed x step. That's all there is to this.

To review: For any vector-to-step conversion, first correct the vector so it travels from where you really are to where you want to be. Then pick one of eight octants, based on the size and sign of the x and y components. Then pick an octant-specific code that always steps along x but only sometimes steps along y, or vice versa.

Getting fancy

There are several refinements that can be added here. Testing for a 0.5 unit error becomes less accurate the steeper the vector gets. But 0.5 is more than satisfactory for most applications. For the best fit, use 0.5 times the cosine of the slant angle.

If you can't "afford" a real cosine, $1 - (\text{angle in radians})^2/2$ could sub-

stitute for it pretty well. Cruder useful substitutions are $0.5 - (\text{angle in degrees})/300$. Or you could even let 0.44 split the difference.

Some CAD/CAM applications will let you move your x and y steps simultaneously. This is called *stepper phase interleaving*. It means that you can travel east or northeast in octant zero. What you have done is combined an east step with a north step into a single northeast one, eliminating a sharp corner in the process. That dramatically improves the resolution, speed, and smoothness of the actual cuts. Figure 3 shows the improved results.

But why calculate the obvious over and over again? The most important rule in all high-speed computing is to avoid calculating what you can look up! Any of several *table lookup* techniques can dramatically speed things up. But these are hard to understand and are very device-specific.

A PostScript example

There are all kinds of variations on these vector-to-step schemes. It all depends on how fast you want to be and whether your microprocessor is capable of performing trigonometry rapidly.

In some cases (such as computer animation), the rendering speed is everything, and you must use every machine language trick possible to make things happen quickly. Elsewhere (such as computer-aided design), a more leisurely pace is acceptable, and a powerful and friendly higher-level language works just fine.

I have found the general purpose *PostScript* computing language to be ideal for medium-speed conversions, especially for real-time CAD/CAM. Figure 4 shows *PostScript* code that can do these conversions for you. This is a very simple tutorial example that can be (and has been) significantly improved.

With table-lookup code, speeds in the 13,000-steps-per-second range are easily reached. Results can be recorded and then sent out later at arbitrarily high speeds.

The key point here is that you can now easily apply *PostScript* to ultra-low-cost homebrew hacker applications; it is much better than any other way I know of. It is particularly good for such tricks as microsizing and compensating for tool paths and diameters.

How can you use *PostScript's* graceful curves and fancy lettering? Curves are simply broken down into a lot of individual straight-line vectors which are short enough to meet your accuracy goals. *PostScript's charpath* and *flattenpath* operators are used for curve-to-vector conversions.

More examples of vector-to-step conversions are given in my *POSTVECT.PS*, *FLUTWUMP.PS* and *FLUTOOLS.PS* on *GENIE PSRT*. I've also got some exciting new products in the works that are based on these concepts. Give me a call if you need advanced details or help with your own project.

The halogen cycle

I've received several helpline calls about early fusion lamp failures on

**PROGRAMMABLE
INTERCONNECT RESOURCES**

Aptix
2890 North 1st St
San Jose CA 95134
(408) 428-6200

Atesla
2890 North First Street
San Jose CA 95134
(408) 428-6250

EDN Magazine
275 Washington St
Newton MA 02158
(617) 964-3030

EE Times
600 Community Drive
Manhassat NY 11030
(516) 365-4600

Electronic Component News
1 Chilton Way
Radnor PA 19089
(215) 964-4345

Electronic Design
611 Rt #46 West
Hasbrouck Heights NJ 07604
(201) 393-6060

Electronic Products
645 Stewart Ave
Garden City NY 11530
(516) 227-1300

I-Cube
2328-C Walsh Avenue
Santa Clara CA 95051
(408) 986-1077

Lattice Semiconductor
5555 NE Moore Court
Hillsboro OR 97124
(503) 681-0118

Pioneer Semiconductor
2343 Bering Drive
San Jose CA 95131
(408) 435-0800

Quality Semiconductor
851 Martin Ave
Santa Clara CA 95050
(408) 450-8063

Synergetics
Box 809
Thatcher AZ 85552
(602) 428-4073

Canon EX laser engines, such as the 4M+ or Pro630. The symptom of the failure is a darkening of the bulb before it burns out. Well, I have some theories here...

A quartz halogen lamp located inside the bottom roller intermittently turns on and off. It heats the roller to a regulated 375° F temperature.

Despite the fancy name, a quartz halogen lamp is still fundamentally an incandescent bulb with a more or less ordinary tungsten filament. The only difference between them is that the halogen lamp is run much hotter for higher efficiency. The quartz bulb is more resistant to heat shock than ordinary glass. Some wondrously magic chemistry known as the *halogen cycle* presumably makes the filament last longer.

Tungsten readily forms compounds with halogen gases such as chlorine and fluorine: examples are tungsten hexachloride or tungsten hexafluoride. These gases are stable at lower temperatures, but dissociate at very high temperatures.

Now, one big shortcoming of high-temperature filament life is that the tungsten literally boils off. This both weakens the filament and blackens the glass, leading to early lamp failure.


Here is how the halogen cycle works: Near the hot filament, ejected tungsten mixes with the dissociated halogen. Away from the hot filament, the two substances merge to form a stable halide gas. When the lamp is turned off, much of the dissociated tungsten re-deposits back on the filament. Normally, there is little opportunity for bulb darkening.

However, there are two important rules for quartz halide lamps: *Never touch them!* and *Always cool them completely!* Fingerprints can cause a high-temperature spot on the glass, leading to mechanical stress and a possible darkening. Moreover, a cooling-off period is mandatory for the halogen cycle to complete itself.

Consequently, there might be a quality control problem. Or maybe somebody who doesn't know better is handling the lamps during assembly or service. But I have the following hunch: That "green" lower energy operation of new laser printers is dead wrong for the halogen cycle. The worst thing you can do to a quartz halogen lamp is to cycle it repeatedly.

Here are some possible solutions: Run the lamp continuously for an hour every now and then, outside of the printer (perhaps even at 120% of rated voltage). See if that

ATTENTION! ELECTRONICS TECHNICIANS



EARN YOUR B.S.E.E. DEGREE

THROUGH HOME STUDY

Our New and Highly Effective Advanced-Placement Program for experienced Electronic Technicians grants credit for previous Schooling and Professional Experience, and can greatly reduce the time required to complete Program and reach graduation. No residence schooling required for qualified Electronic Technicians. Through this Special Program you can pull all of the loose ends of your electronics background together and earn your B.S.E.E. Degree. Upgrade your status and pay to the Engineering Level. Advance Rapidly! Many finish in 12 months or less. Students and graduates in all 50 States and throughout the World. Established Over 40 Years! Write for free Descriptive Literature.

COOK'S INSTITUTE OF ELECTRONICS ENGINEERING

CIE 4251 CYPRESS DRIVE
JACKSON, MISSISSIPPI 39212

CIRCLE 58 ON FREE INFORMATION CARD

Earn \$1000

A Week While You Learn High Paying VCR Repair.

Earn While You Learn . . .
Secrets Revealed . . .



Train at Home
If you are able to work with small hand tools and possess average mechanical ability, you could earn top dollar part time or full time. Our learn by doing method teaches you how to work on VCR's without boring unnecessary electronic basics.

For Free Information Package Send Coupon to:
Foley-Belsaw Institute, 6301 Equitable Road,
Kansas City, MO 64120

Check VCR or another High Paying Career Field (Check One Box Only)

VCR Repair, Dept. 62243

Computer Repair, Dept. 64143

TV/Satellite Dish, Dept. 31039

Advance VCR Repair, Dept. 65029

Camcorder Repair, Dept. 66039

Fax Repair, Dept. 67039

Printer Repair, Dept. 68038

FOLEY BELSAW
Since 1926

Name _____

Address _____

City _____

State _____ Zip _____

CIRCLE 182 ON FREE INFORMATION CARD

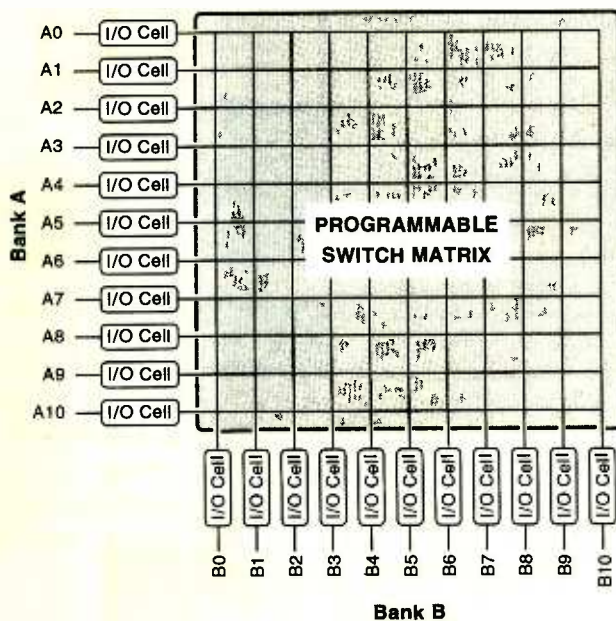
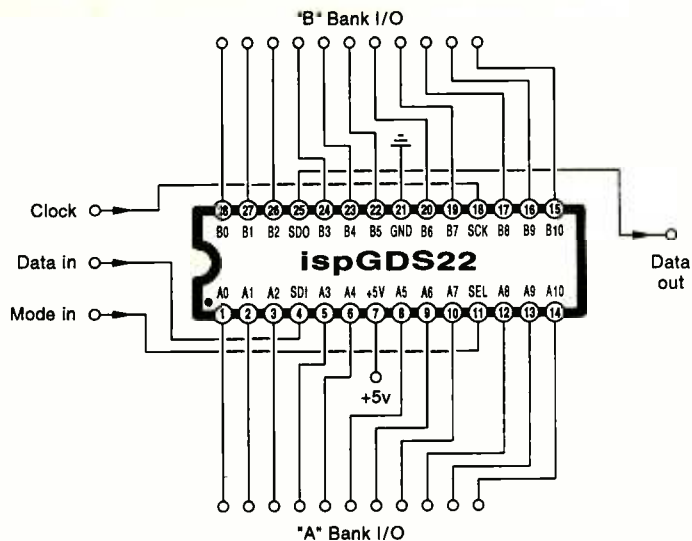


FIG. 5—A GENERIC DIGITAL SWITCH from Lattice Semiconductor offers medium-density programmable interconnects.

lightens it up any. Do this in a room where a kilowatt of heat can be safely dissipated. And, of course, *keep fingerprints away!*

Other solutions are to design a new lamp technology specifically for the new "green" energy cycles, or go to some type of PTC self-regulation.

Programmable interconnects

The next logical progression beyond programmable integrated circuits is fully programmable sys-

tems in which all of the conductors between ICs can be conveniently and quickly rearranged. Obvious uses that come to mind are for breadboarding, development, and field upgrades.

An ideal interconnect would be dense and cheap, allowing arbitrary connection of any function anywhere. Connections would permit analog or digital signals to move out in either direction without delays.

Both the "on" resistance and any crosstalk would be very low, and these devices should consume little

or no power. They would have to "remember" all their connections between powerdowns and be fully reprogrammable at any time.

As you might imagine, the semiconductor houses are scrambling to offer new programmable interconnect devices. I have listed the key players in this month's resource sidebar.

Unfortunately, nearly all devices offered today miss on one or more objectives. *Aptix* seems to be at the top of the heap. Its devices are quite dense, extremely flexible, bi-directional analog/digital, and have low "on" resistance and crosstalk. But they are expensive and have to be reprogrammed each time power is applied to the system.

Pioneer and *Quality* offer very low cost and easy to use bi-directional bus switches, but their density is very low. Programming is external. *Atesla* has arrays of direct interconnects with blowable fuses. They are medium low-cost items that offer bi-directional analog/digital operation. But once blown, the results are permanent and programming cannot be changed.

Apparently, those programmable logic device manufacturers are re-labeling their existing PLA and PLD variations so that they can claim they are interconnects. While dense, reprogrammable, and low priced, the functions are often digital only and one-way only. There are also propagation delays to consider.

One brand new source is *Lattice Semiconductor* with its *Generic Digital Switch*, shown in Fig. 5. Densities up to 11 × 11 are offered. Any lead can be "taught" to be an input or a three-state digital output that can be its input, the complement of its input, a one, or a zero. The devices are reprogrammable. But an A-side input/output can only be routed to B-side pins. These devices are ideal as DIP-packaged switch replacements.

Meanwhile, *I-Cube* is offering FPID devices, short for *Field Programmable Interconnect Devices*. While essentially PLD-style devices, those also provide for high-impedance analog applications.

Crossbar architecture is available with densities as high as 320 × 320. Since this is static-RAM

NAMES AND NUMBERS

Access to Energy

Box 1250
Cave Junction OR 97523
(503) 592-4142

Accu-Weather

619 W College Avenue
State College PA 16801
(814) 234-9601

Basic Books

10 East 53rd Street
New York NY 10022
(212) 207-7057

Bergquist

5300 Edina Industrial Blvd
Edina MN 55439
(612) 835-2322

Design Toscano

17 East Campbell Street
Arlington Heights IL 60005
(800) 525-0733

EITD

2057-2 Aurora Road
Twinsburg OH 44087
(216) 425-9000

Extraordinary Science

PO Box 5636
Colorado Springs CO 80931
(719) 475-0918

Lindsay Publications

PO Box 538
Bradley IL 60915
(815) 935-5353

Magnetic Research

122 Bellevue Avenue
Butler NJ 07405
(201) 838-6348

Motorola

5005 E McDowell Rd
Phoenix AZ 85008
(800) 521-6274

MultiFAX

Route 1 Box 27
Peachland NC 28133
(704) 272-9028

W. W. Norton

500 Fifth Avenue 6th Fl
New York NY 10110
(212) 354-5500

OrthoLogic Corp

2850 S 36th St #16
Phoenix AZ 85034
(602) 437-5520

Prometheus Books

700 E Amherst Street
Buffalo NY 14215
(716) 837-2475

Seismo-Watch Newsletter

PO Box 18012
Reno NV 89511
(800) 852-2960

Stratagene

11011 N Torrey Pines Rd
La Jolla CA 92037
(800) 424-5444

Tektronix

PO Box 500
Beaverton OR 97077
(800) 426-2200

Thunder's Mouth Press

632 Broadway 7th Fl
New York NY 10012
(212) 780-0380

F. Watts Books

95 Madison Avenue
New York NY 10016
(212) 951-2650

ZFX

40 Washington Street
Westborough MA 01581
(800) 876-1232

based, it must be retaught every time power is turned off. Each pin can be taught to have eight different functions and each pin can be non-buffered for analog signal pass-through. Digital inputs can be buffered or latched. Outputs can be buffered, registered, or held either high or low.

Information on newer devices likely to overcome all of the obvious defects of this current crop of products should show up in the usual electronics publications such as *E.E. Times*, *EDN*, *Electronic Design*, *Electronic Component News*, and in *Electronic Products*.

Let's have your thoughts on new

hacker applications for these exciting parts. The usual *Incredible Secret Money Machine II* book rewards for your contributions.

New tech lit

Motorola has a new *Master Selection Guide*. One unique new IC is the MC144143 TV closed-caption decoder.

Tektronix has a number of videos and application notes that you might be interested in. One video is on The VectorScope, a crucial instrument for color TV broadcasting and video production. There's also a pair of videos on cable measurement, plus others on such specialized top-

Be a computer repair expert!

CAREER-LEVEL HOME STUDY



Learn PC repairs, troubleshooting, servicing, upgrading, installation. Increase your value as an employee or open your own business.

No expensive instruments, no high-tech electronics.

Over 90% of PC repairs and service involve easy mechanical procedures or parts replacements. Send or call for free literature.

800-223-4542

Name _____ Age _____

Address _____ Phone () _____

City _____ State _____ Zip _____


The School of PC Repair

6065 Roswell Road
Dept. JJA342 Atlanta, Georgia 30328

CIRCLE 160 ON FREE INFORMATION CARD

WE BUY! WE SELL!

•Infrared Projector kit
5mm (SR-56, Rom) Optical output 60W, Vcc 12V, 500mA



Price: \$10.00/kit

•High Luminance Red LED Projector kit
5mm (GLSHD47, Sharp) 300mcd x48 =14,400mcd



Price: \$5.00/kit

•Super AKI-80 Kit



*This expansion kit upgrades the PIO of the AKI-80 (64 parts)
*Max 232 mounting capacity, enables use of on-board RS-232C interface
*Optional Epson 27C256 with 256 KB of SRAM ¥6,800 per kit, including technical documentation, dedicated board and utility software (3.5" 2HD)

•AKI-80 Gold/Silver Kit



*Ultra-compact Z80 microcomputer board featuring high speed operation at 12 MHz
*Uses the newest Z80 compound CPU Z84001 (561 Transistors)
*C800L2 ¥4,700 per kit with 256 KB SRAM, <SILVER> ¥4,000 per kit with 64 KB SRAM, includes technical documentation, dedicated board and utility software (3.5" 2HD)

•Ultra-Bright Jumbo LED



Size: 1.5 inches (B4086-AH (Barney) Red light emission 20 mcd

Price when ordering 1,000 pcs: \$1.00/pc
Price when ordering 1,000 pcs: \$0.20/pc

•Welcon 28P ZIF Sockets



Type: 630 Y281612

Price when ordering 1,000 pcs: \$1.00/pc

•Alps Mechanical Rotary Encoder



Price when ordering 100 pcs: \$2.00/pc
Price when ordering 1,000 pcs: \$1.00/pc

*All of the above come with instruction manual (Japanese).
*Add 10% of the total purchase for shipping and handling charges.

Akizuki Denshi Co., Ltd. is proud of its high level of reliability and outstanding track record in the production and sales of electronic components and electronic measuring instruments in Japan for more than 50 years. Although we are currently engaged in the selling of products to your country on an individual basis, our objective is to eventually supply products in large volume wholesale. Conversely, we would also like to purchase and import electronic components and various measuring instruments from the U.S. for sale in Japan. We are particularly interested in merchandise in stocks as well as products no longer required below for further details. We would be happy to consult with your firm concerning future business transactions.

Please stop by for a visit on your next trip to Avinara inquires and orders may be sent to the fax/mime number indicated below. We look forward to your patronage.

•BANK ACCOUNT
Mitsubishi Bank, Akiba-Branch (Branch No.0111) Account No. 0044470
Akizuki Denshi Co., Ltd.
1st Floor, Nomizu Bldg., 1-8-3 Sotokanda, Chiyoda-ku, Tokyo, Japan 101
Telephone: 03-3251-1779 Facsimile: 03-3251-3357
Supervisor: Mr. Tsujimoto

3 NEW BOOKS for the Project Builder




Electronic Board Games
A. ROBERTSON

BP350—ELECTRONIC BOARD GAMES \$6.00

Twenty novel electronic board games that you can build from the plans in this book. Whether you are interested in motor racing, searching for buried treasure on a desert island or for gold in Fort Knox, spinning the wheel of fortune, or doing a musical quiz—there is something for you to build and enjoy!

PCP119—ELECTRONIC MUSIC AND MIDI PROJECTS \$14.95

Save cash by building the MIDI gadgets you need. Want a MIDI THRU box, program change pedal, Metronome, analog echo unit, MIDI patchbay or switcher? Over 16 practical and very useful music and MIDI projects—all in this book! The projects are explained in detail with full instructions on assembly.



Antennas for VHF and UHF

BP301—ANTENNAS FOR VHF AND UHF \$6.00

From installing a TV or FM antenna to setting up a multi-antenna array for shortwave listening or amateur radio, this book explains the basics of VHF and UHF antenna operation and installation. The text describes in easy-to-understand terms the essential information about how antennas work, the advantages of different antenna types, and how to get the best performance from an antenna.

Mail to:

Electronic Technology Today, Inc.
P.O. Box 240

Massapequa Park, NY 11762-0240

Shipping Charges in USA & Canada

\$0.01 to \$5.00.....\$1.50	\$30.01 to \$40.00.....\$5.50
\$5.01 to \$10.00.....\$2.50	\$40.01 to \$50.00.....\$6.50
\$10.01 to \$20.00.....\$3.50	\$50.01 and above.....\$8.00
\$20.01 to \$30.00.....\$4.50	

Sorry, no orders accepted outside of USA and Canada. All payments must be in U.S. funds only.

Number of books ordered.

Total price of books..... \$	_____
Shipping (see chart)..... \$	_____
Subtotal..... \$	_____
Sales Tax (NYS only)..... \$	_____
Total enclosed..... \$	_____

Name _____
Address _____
City _____ State _____ ZIP _____

Please allow 6-8 weeks for delivery.

ics as cable TV sweep systems. Of their many offerings, you might also find their application note on spectrum analyzers to be handy.

Real live human neurons are now offered by *Stratagene* according to its inside cover ad in the September 2, 1994 issue of *Science*. If I understand this ad correctly, these neurons can be hot wired for direct electrical to biological neuron computing experiments.

Three good weather satellite resources are *MultiFAX*, *AccuWeather*, and *ZFX*.

Harris Publishing has a new 1995 *Electronic Industry Telephone Directory*. If it is not already in my *Synergetics Master List*, the EITD is the reference I'll always check first.

Access to Energy is a labor-of-love publishing venture that bills itself as a high-tech, free enterprise, monthly newsletter.

NEED HELP?

Phone or write your Hardware Hacker questions to:

Don Lancaster
Synergetics
Box 809-EN
Thatcher, AZ, 85552
(602) 428-4073

For fast PSRT access, modem (800) 638-8369, then an HHH. Then JOINGENIE. On keyword prompt, enter DMD524.

Internet email access link:
SYNERGETICS@GENIE.GEIS.COM.

A freebie *Sil-Pad Sample Kit* from *Bergquist* includes several thermally conductive insulators. These insulators are intended for use in the heatsinking of power semiconductors.

A free issue of the *Seismo Watch Newsletter* is available. The publication is a source of weekly earthquake information.

The *Extraordinary Science 1995 Resource Guide* is a new catalog of both real science and pseudoscience books, videos, and reprints. Among other strengths, the guide lists a definitive Tesla collection. The publisher is now stocking a lot of the *Lindsay Publications* texts.

A well done catalog of architectural Griffins and Gargoyles is newly available from *Design Toscano*.

For the fundamentals of digital integrated circuits, check into my classic *TTL Cookbook* and my *CMOS Cookbook* texts. More details appear in my nearby *Synergetics* ad.

I also want to remind readers that reprints and preprints of all my columns, my free insider secrets catalogs, and instant technical help is available on *Genie PSRT*. A ten-hour free trial is available per the *Need Help?* box.

Free catalog requests and technical questions you want answered here or on PSRT can also be sent to me at my SYN-ERGETICS@GENIE.GEIS.COM internet address. Ω

CABLE CONVERTER		VISA	MasterCard
DIAGNOSTIC MODULES			
PIONEER BOARD 3-WIRE	1 PC - 10 PC		
BA-51XX - BA-61XX	34.95 - 29.95		pioneer diagnostic cube & custom cube \$154.95
BA-63XX - BA-67XX	44.95 - 39.95		
STARCOM 6-DPV-5XXX	19.95 - 16.95		NEW STARCOM AUDIO BOARD FOR R1/M1DPBB 22.95
STARCOM VII-DPV-7 QUICK BOARD	44.95 - 39.95		CFT-DPBB R/2 V/5 39.95
STARCOM VII-DPBB QUICK BOARD	44.95 - 39.95		NEW CFT-DPBB R/2 V/5... QUICK BOARD 49.95
NEW JERROLD DIAGNOSTIC... CUBE MULTI-FREQUENCY 108.5 108.5 97.5	154.95 - 144.95		
NOTE: ALL QUICK BOARDS ARE WIRELESS!			
S/A 8536 AUTO BOARD (NO SWITCH)	34.95 - 29.95		ZENITH 1000 TO 2660 16.95
S/A 8535 AUTO BOARD (NO SWITCH)	34.95 - 29.95		TOCOM 5507 MAPPER 19.95
S/A 8570,8550 QUICK BOARD	39.95 - 34.95		TOCOM 5503 MAPPER 19.95
S/A 8600,8590,8580 QUICK BOARD	39.95 - 34.95		ANYONE IMPLYING THEFT OF SERVICE IN ANY WAY SHAPE OR FORM. DO US AND YOUR SELF A FAVOR DON'T BOTHER CALLING US.
S/A 8580 40 PIN PLUS + MICRO	39.95 - 34.95		"AND YES WE DO MEAN YOU"
S/A 8570 /90 /8600 40 PIN MICRO	39.95 - 34.95		THESE PRODUCTS ARE FOR DIAGNOSTIC PURPOSES ONLY PERIOD !!! NO N.Y. SALES
NEW NEVER RESET E-4 PIONEER BOARD		VISUAL COMMUNICATIONS INC.	
		800-GO-CABLE TECH.SUPP 718-229-2358	

AUDIO UPDATE

Getting a quick fix, or service with a smile.

LARRY KLEIN

As with many other boys, it all started for me when I was about 13 years old. Not sex, electronics. Hours of immersion in *The Boy Electrician*, *Everybody's Radio Manual*, and *Radiocraft* ultimately led me to apply for an after-school apprenticeship at a local radio repair shop. I'm sure that I got the job as a result of the World War II home-front manpower shortage rather than any precocious electronic know-how. But in any case, 50-odd years later I still remember an incident from my first day of work.

I was told to check out a five-tube, table model radio. It seemed O.K. for the first few minutes after warm-up, but then the output began to distort. My boss, who was working on something else, glanced at the radio and said: "Change the leaky 0.01 condenser between the plate of the 12SQ7 and grid of the 50L6."

I was stunned! How did he know what needed changing—or even what tubes were in the set? I vowed that one day I too would be the proud possessor of such arcane knowledge. And, by the time I joined the Army in 1946, I was so proficient in the electronic mysteries that I was sent to White Sands Proving Grounds to be an electronics technician during the start-up of the U.S. space program—but that's another story.

Post-service servicing

My career as a service technician continued after the Army. After several jobs with local car- and home-radio repair shops, I found myself repairing test and hi-fi equipment for the Electronic Instrument Company (EICO) during the day, attending college in the evenings, and freelancing hi-fi repairs over the weekends. This went for five years or so until I traded in my soldering iron for the proverbial blue pencil and became



Young Larry Klein on a service call. Note the tubes and tools in the attache case service kit.

the technical editor of *Popular Electronics*. (One might say that I went from repairing electronic equipment to fixing electronics prose...but perhaps not.)

During the time I've been in publishing I've witnessed the advent of the transistor, the IC, and the slow demise of tube electronics. From a very personal point of view, the virtual takeover by solid-state electronics has somewhat saddened me. It's not that I found something romantic in the soft glow and warmth of tube equipment, it's just that when something went wrong I could fix the damned thing! (I suspect that I now enjoy repairing old tube radios from yard sales and thrift shops mainly to offset lurking

feelings of electronic impotence.)

My slow transition from Mr. Fixit to a normally incompetent electronics consumer was painful, but inevitable. As we all know, electronic technology is in such a state of rapid change that, like the situation with Alice's Red Queen, "It takes all the running you can do to keep in the same place. If you want to get somewhere else, you must run at least twice as fast as that." Although I've hung up my Nike Airs, I can usually follow complex descriptions of new technologies—but please don't ask me to troubleshoot the products!

Manufacturers' warranties

When I first became involved in

audio in the Fifties, there were some strange ground rules embedded in manufacturers' warranties. It seems that the stores that sold hi-fi products were not allowed to do in-warranty repairs on them. For that, there were "factory authorized" warranty stations (which usually had contracts with several major companies) and, of course, the factory itself. I wondered at the time how the warranty stations could stay in business, given the very meager fixed-labor rate paid for each repair. It was explained to me that out-of-warranty repairs, including referrals from the manufacturers, made the difference—particularly since warranties usually were in force no longer than 90 days.

When transistor equipment appeared, many, if not most, electronic manufacturers optimistically extended their warranties to a year. A bad mistake, as it turned out. The transistors blew up, broke down, and sometimes fell out of their sockets during shipment. Yes, small-signal semiconductors were plugged into sockets because (1) they didn't stand up well to soldering heat, (2) the manufacturer was unsure about their reliability, and (3) they sometimes needed to be changed during component assembly and final test.

I recently spoke to an old friend who ran a warranty station during this transition period. He asserted

that transistor problems not only caused the demise of many warranty stations—including his own—but also drove several hi-fi companies into deep financial trouble.

Aside from the arguments pro and con about transistor sound quality in the hi-fi magazines, the main consumer concern was equipment reliability. Knowing this, at least one manufacturer, Dave Hafler of Dynaco, held off joining the rush to solid state for at least a year until his products were, in his view, virtually bulletproof. Guess what? His amplifiers ran into trouble anyway—including the two that blew up in my living room.

Several years went by before a combination of better circuit design and improved semiconductors finally resolved the reliability question. Although today's equipment still breaks down for one reason or another, anyone who grew up with vacuum tubes is very much aware of the enormously improved reliability of solid-state components.

Today's complaints

During the very early days of hi-fi when I was doing my after-hours service work, no one ever complained to me about the high cost of repairs. After all, I was the hi-fi doctor bringing my curative know-how to their sick, but cherished, components. However, once audio equipment became a mass-production commodity, the audio repairman

suddenly had no more status than the TV repairman—and might even have been the same person.


I've written several times that the high cost of a repair compared to the original product price is an inevitable result of modern manufacturing technology. To put it simply: Products are built by efficient, computerized, automated assembly lines, but they are repaired by the equivalent of 19th-century hand labor. For that reason, a skilled technician could easily put in \$25 or more worth of labor to repair a \$50 radio.

I've always held that the manufacturer was the best source for making repairs, whether in warranty or not. But I've noticed that some major hi-fi manufacturers now refer you to outside service organizations for repairs on their products. I'm not sure whether this results from downsizing, a desire to avoid the onus of repair problems, or in some other way reflects the currently problem-beset audio market, but the existing fact of life is that many manufacturers don't seem to want to do in-house repairs.

The Shack solution

Radio Shack for years has had a well established in-house repair service to handle its own exceptionally wide range of electronic products. Seeing an opportunity to bring a nationally known and responsible company name to an enterprise that strikes many consumers as a stress-inducing caveat-emptor situation, Radio Shack has apparently committed itself wholeheartedly to the consumer-electronics repair business. The "Repair Shop" at most Radio Shacks will handle more than 40 brands of equipment with the usual cost of repair ranging from \$50 to \$75.

In truth, I don't fully understand the economics of the situation from Radio Shack's point of view, but the company president estimates that the new repair business could generate \$500 million a year by 1999. Their prospects seem favorable. According to the U.S. Commerce Department, consumers spent a total of \$3.8 billion last year getting their electronic goodies fixed. And I find it embarrassing that I contributed my pittance to that pot. ☐



ELECTRONICS MANUFACTURING used to be very labor-intensive. Today, most of the work is done by machines.

DRAWING BOARD

Converting spark count to engine RPM.

ROBERT GROSSEBLATT

It's been a long time coming but we're down to the last leg in the design of the tachometer. At this point, some arithmetic must be done, and here's where the job can get tedious.

The output of the latest circuit (see November 1994) is the number of sparks produced by an engine every three seconds. The following formula converts that to revolutions per minute:

$$\text{rev./min.} = \text{sparks/sec.} \times \text{rev./spark} \times \text{sec./min.}$$

The first part of the expression is related to the number available at the output of the circuit, the second part is related to the size of the engine, and the last part is just standard conversion. If you simplify the expression and use "N" as the number of sparks per revolution for a particular engine, you wind up with a description of the arithmetic that you have to do:

$$\text{RPM} = ((\text{circuit count}) \times 20)/N$$

There are two arithmetic operations to perform. One is to multiply the count delivered at the multiplexed output bus of the 4508s by 20 (60 seconds/3 seconds of sparks), and the other is to divide the spark count by a factor dependent on the size of the engine. There are many ways to do this; a bit of forethought can help you find the easiest.

If you were to do the multiplication first, you would have to deal with some awkwardly large numbers. For example, a 12-cylinder engine running at 6000 rpm produces 1800 sparks per second. Multiplying that by 20 means you'll need a circuit that can handle 36,000 decimal—that's 1000 1100 1010 0000 binary. Sixteen data bits are difficult to deal with.

The numbers that you have to work with will be much more manageable if the division is done first.

The question is, where should the division be done? Doing it after the 4508s might seem logical, but it would require too much extra circuitry. An easy place to do the division is right on the clock line feeding the 4040 counters.

Since the largest value you'll have for N is 6 (for a 12-cylinder engine), you can do the division with a 4017 decade counter and a bunch of jumpers as shown in Fig. 1. When the PC board is laid out, jumpers can be added to configure the tachometer

circuit for engines with different numbers of cylinders.

The most straightforward way to handle the multiplication operation is with a rate multiplier. The 4089 is a CMOS binary rate multiplier that is perfectly suited for the required multiplication. The pinout of the chip is shown in Fig. 2.

When a clock signal is fed to pin 9 of the 4089 with most of the control pins grounded, and a binary number is placed on the data inputs, the chip will have two different outputs. The first output is the BASE RATE and the second is the MULTIPLIED RATE. The relationship between the two outputs makes the chip perfect for the tachometer application. For each pulse that is output at the BASE RATE pin, a number of pulses equal to the binary number preloaded at the data inputs are produced at the MULTIPLIED RATE pin.

To multiply two numbers (X and Y) with a rate multiplier, present one of them to the data inputs before the clock is started. Then keep track of both the base rate and the multiplied rate to get your answer. The rate

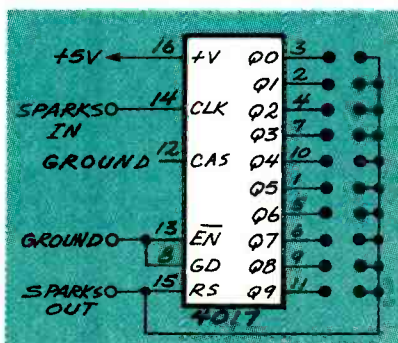


FIG. 1—DIVISION IS DONE by a 4017 decade counter. The jumpers can configure the tachometer circuit for engines with different numbers of cylinders.

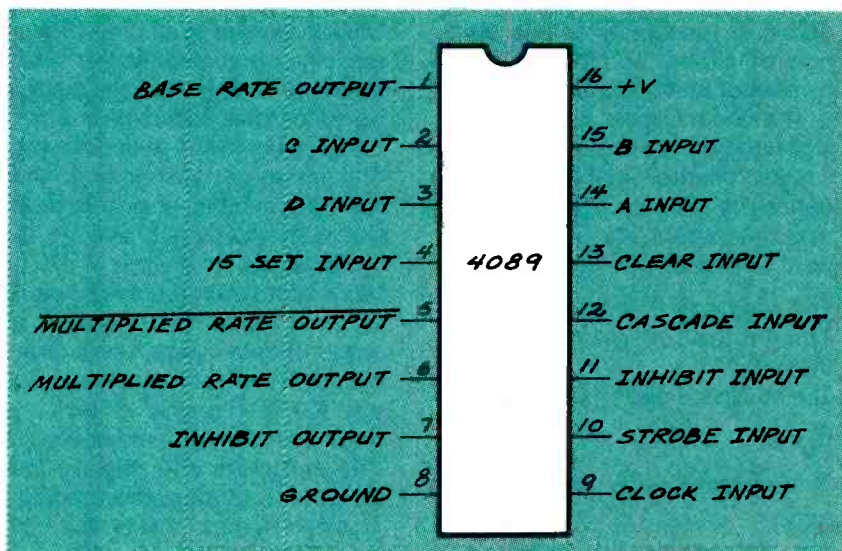


FIG. 2—4089 RATE MULTIPLIER pinouts.

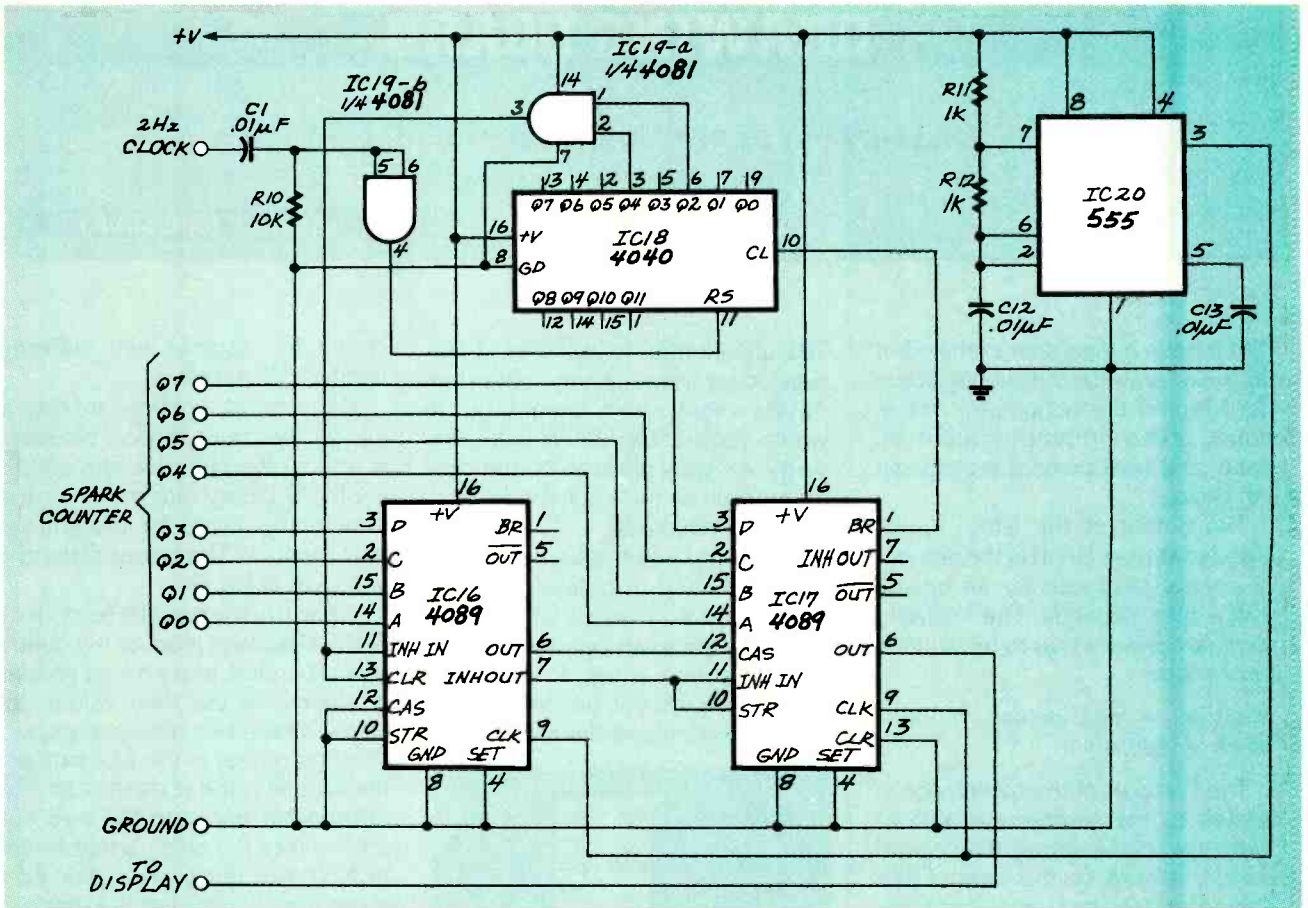


FIG. 3—MULTIPLYING TWO NUMBERS is done by loading the one number at the data inputs and letting the rate multiplier do successive addition a number of times equal to the second number. The answer is the total number of pulses at the multiplied rate output.

multiplier does that by counting up to X repeatedly at the multiplied output rate, and it indicates how often it's doing it at the BASE RATE output. The rate multiplier is really doing successive addition. When it is asked to multiply two numbers together, it repeatedly counts up to one of them, and outputs the number of times it does it.

The rate multiplier needs a clock signal to operate it, but surprisingly it doesn't matter what the clock frequency is. Simple algebra shows why this is true. Assume that you want to multiply X times Y:

$$\begin{aligned} \text{The base rate} &= \text{input clock}/16 \\ \text{The multiplied rate} &= ((\text{input clock}/16)X) \\ \text{The multiplied rate} &= (X(\text{base rate})) \end{aligned}$$

thus:

$$X = \text{multiplied rate}/\text{base rate}$$

thus:

$$X = (\text{input clock}/16)X)/(\text{input clock}/16)$$

or

$$X = X$$

The only number that affects how many of pulses appear at the MULTIPLIED RATE output is the number that's preloaded on the data inputs. Multiplying two numbers is done by loading one number at the data inputs and letting the rate multiplier do successive addition a number of times equal to the second number. The answer is obtained by counting the total number of pulses at the MULTIPLIED RATE output. See Fig. 3.

Since you're dealing with eight bits of data from the spark counter and the 4089 has only four bits worth of data inputs, you'll have to cascade two rate multipliers (IC16 and IC17). The only other IC you need is a counter that will stop the rate multipliers after they've made 20 passes of successive addition. This part of the circuit is made up of the 4040 (IC18) and the 4081 quad AND gate (IC19).

The 4040 counts the number of 4089 BASE RATE output pulses and when the count reaches 20, AND gate IC19-a detects the count and puts a high on the 4089's inhibit inputs to stop pulses from appearing at the MULTIPLIED RATE output.

One control signal is still missing, however. The AND gate stops the rate multipliers from working after multiplying the spark count by 20, but you need some way to restart the multipliers when a new count appears at the outputs of the spark counter.

This problem is solved by the 4040's RESET pin (pin 11). Every time a new spark count is ready to be multiplied, the two-hertz clock outputs a pulse that controls the 4040's RESET pin. As you can see in Fig. 3, the two-hertz clock signal is delayed by a half monostable circuit made up of a 4081 AND gate (IC19-b), and this delayed signal triggers the 4040's RESET pin. The RC values in the half monostable circuit ensure that the 4040 won't be reset until the correct count is available at the output of the spark counter. Ω

Countersurveillance

Never before has so much professional information on the art of detecting and eliminating electronic snooping devices—and how to defend against experienced information thieves—been placed in one VHS video. If you are a Fortune 500 CEO, an executive in any hi-tech industry, or a novice seeking entry into an honorable, rewarding field of work in countersurveillance, you must view this video presentation again and again.

Wake up! You may be the victim of stolen words—precious ideas that would have made you very wealthy! Yes, professionals, even rank amateurs, may be listening to your most private conversations.

Wake up! If you are not the victim, then you are surrounded by countless victims who need your help if you know how to discover telephone taps, locate bugs, or “sweep” a room clean.

There is a thriving professional service steeped in high-tech techniques that you can become a part of! But first, you must know and understand Countersurveillance Technology. Your very first insight into this highly rewarding field is made possible by a video VHS presentation that you cannot view on broadcast television, satellite, or cable. It presents an informative program prepared by professionals in the field who know their industry, its techniques, kinks and loopholes. Men who can tell you more in 45 minutes in a straightforward, exclusive talk than was ever attempted before.

Foiling Information Thieves

Discover the targets professional snoopers seek out! The prey are stock brokers, arbitrage firms, manufacturers, high-tech companies, any competitive industry, or even small businesses in the same community. The valuable information they filch may be marketing strategies, customer lists, product formulas, manufacturing techniques, even advertising plans. Information thieves eavesdrop on court decisions, bidding information, financial data. The list is unlimited in the mind of man—especially if he is a thief!

You know that the Russians secretly installed countless microphones in the concrete work of the American Embassy building in Moscow. They converted



CALL NOW!

1-516-293-3751

**HAVE YOUR
VISA or MC CARD
AVAILABLE**

what was to be an embassy and private residence into the most sophisticated recording studio the world had ever known. The building had to be torn down in order to remove all the bugs.

Stolen Information

The open taps from where the information pours out may be from FAX's, computer communications, telephone calls, and everyday business meetings and lunchtime encounters. Businessmen need counselling on how to eliminate this information drain. Basic telephone use coupled with the user's understanding that someone may be listening or recording vital data and information greatly reduces the opportunity for others to purloin meaningful information.

CLAGGK INC. EN
P.O. Box 4099 • Farmingdale, NY 11735

Please rush my copy of the Countersurveillance Techniques Video VHS Cassette for a total cost of \$53.95 each (which includes \$4.00 postage and handling).

No. of Cassettes ordered _____
Amount of payment \$ _____
Sales tax (N.Y.S. only) _____
Total enclosed _____
Bill me VISA MasterCard
Card No. _____
Expire Date ____ / ____
Signature _____
Name _____
Address _____
City _____ State _____ ZIP _____

All payments in U.S.A. funds. Canadians add \$4.00 per VHS cassette. No foreign orders.

The professional discussions seen on the TV screen in your home reveals how to detect and disable wiretaps, midget radio-frequency transmitters, and other bugs, plus when to use disinformation to confuse the unwanted listener, and the technique of voice scrambling telephone communications. In fact, do you know how to look for a bug, where to look for a bug, and what to do when you find it?

Bugs of a very small size are easy to build and they can be placed quickly in a matter of seconds, in any object or room. Today you may have used a telephone handset that was bugged. It probably contained three bugs. One was a phony bug to fool you into believing you found a bug and secured the telephone. The second bug placates the investigator when he finds the real thing! And the third bug is found only by the professional, who continued to search just in case there were more bugs.

The professional is not without his tools. Special equipment has been designed so that the professional can sweep a room so that he can detect voice-activated (VOX) and remote-activated bugs. Some of this equipment can be operated by novices, others require a trained countersurveillance professional.

The professionals viewed on your television screen reveal information on the latest technological advances like laser-beam snoopers that are installed hundreds of feet away from the room they snoop on. The professionals disclose that computers yield information too easily.

This advertisement was not written by a countersurveillance professional, but by a beginner whose only experience came from viewing the video tape in the privacy of his home. After you review the video carefully and understand its contents, you have taken the first important step in either acquiring professional help with your surveillance problems, or you may very well consider a career as a countersurveillance professional.

The Dollars You Save

To obtain the information contained in the video VHS cassette, you would attend a professional seminar costing \$350-750 and possibly pay hundreds of dollars more if you had to travel to a distant city to attend. Now, for only \$49.95 (plus \$4.00 P&H) you can view *Countersurveillance Techniques* at home and take refresher views often. To obtain your copy, complete the coupon or call.

VIDEO NEWS

continued from page 34

leave a message at the tone." Transmitted messages or pictures are automatically recorded on the Viewcam's Hi8 cassette, which permits up to two hours of audio or video information.

The system uses JPEG (Joint Photographic Experts Group) standards, has compression ratios of 20-, 15-, and 8-to-1, depending on the transmission speed; has a screen resolution of 384×240 pixels; and transmits images at 9600, 7200, 4800, and 2400 baud. Sharp thinks it will find many uses in business, where it's necessary to transmit detailed color images, as well as for personal use (sending baby pictures to Grandma, etc.).

The system isn't exactly cheap—the camcorder lists at \$2500, the teleport at \$900. And, of course, it takes two to tango. Ω

TRY THE NEW

**Electronics
NOW**

B B S

516-293-2283

COMMUNICATE WITH
OTHER READERS OF
ELECTRONICS NOW

DOWNLOAD ARTICLE-
RELATED FILES
AND SOFTWARE

V.32/V.42bis
516-293-2283

POWER CONTROLLER

continued from page 76

then turns it off. It then repeats that action for output 2, and so on. After output 7 toggles, the software then repeats the cycle.

Run and flash—This is a variation of the sequencer application. It sequences the outputs for five cycles, then flashes all eight three times and repeats the cycle.

Test—The test application tests the controller. The routine steps the outputs through all 32 power levels, pausing one second between each.

External—Here's where things get interesting. This routine allows an external source, such as an intelligent I/O module or a computer, to control power levels. To get into this mode, set switch S2 to a value of 2, install the correct jumpers, then reset the circuit. From then on, input Port C0 functions as a strobe that causes the microcontroller to read the value on Port A and perform the proper function.

When PC0 goes low, the microcontroller reads Port A. It then splits the value into a 5-bit power specification (PA0-PA4), and a 3-bit output port (PA5-PA7). The 5-bit power specification allows 1 of 32 values; the 3-bit output port allows 1 of 8 ports.

For example, assume you place the value \$57 on Port A and strobe PC0 low. In binary, $57 = 0101\ 0111$. Taking the upper three bits yields 010, or 2. Taking the lower 5 bits yields 10111, or 23. Thus the controller will set output 2 to level 23.

Summing up

As you can see, both hardware and software are simple and suitable for being customized. For example, you could connect the output of an A/D converter to Port A, then vary power levels based on some analog quantity.

When creating your own routines, be sure to include it in both the power-on Select routine and the Jump Table. That way the controller will know where to find it. Ω

SIGNAL THEFT

continued from page 40

cian and enter competitions.

By 1996, it is estimated that the U.S. market for digital cable converters will reach 4.5 million units annually, as cable companies upgrade the 65 million converter boxes now in use. The new converters—in conjunction with digital compression and fiberoptic cable—will expand the television's receiving capacity to perhaps as many as 500 channels.

Numerous joint ventures are underway to develop a new converter, and the result is that several types of converters will be on the market. Among the projects in progress: Hewlett-Packard is building a radio-based system. Intel, Microsoft, and General Instrument are creating a cable box based on Intel's microprocessors and GI's digital compression technology. Scientific Atlanta is building digital terminals for Time Warner's Full Service Network and U.S. West's video dialtone trial.

There is an industry-wide requirement for adequate signal security. A pirate who develops the technology to intercept a digitally compressed signal might be able to access a person's bank account, ATM number, and phone number, as well as other personal information.

The starting point for the scrambling that will be used for interactive television is the encryption already in use for digitally transmitted signals. Those transmitted signals are already in limited use by several programmers such as HBO.

Interactive television promises to be a revolution in television viewing. By any account it will be a boon to the cable industry and generally to the electronics industry. Reaping the full benefits of this technology will be no small feat. Signal theft will be one of the major obstacles. Not only will a foolproof encryption standard have to be developed, but intra-industry security must be carried out along with a uniform policy for marketing and distribution. Ω

BUYER'S MART

FOR SALE

CABLE descramblers. Bargain headquarters. All major brands. Absolutely the lowest prices! Money back guarantee. Nobody beats us! **RP ELECTRONICS**, 1 (800) 304-3604.

TUBES: "oldest", "latest". Parts and schematics. SASE for lists. **STEINMETZ**, 7519 Maplewood Ave. RE, Hammond, IN 46324.

TUBES, new, up to 90% off, **SASE, KIRBY**, 298 West Carmel Drive, Carmel, IN 46032.

ROLL-your-own pentium and save! Complete how-to, where-to, clone building bibles. Free catalog. **DIGATEK**, Suite 25, 2723 West Butler Drive, Phoenix, AZ 85051.

EXPLORE! Experiment! Discover! Science with PowerGraph PC/Mac interactive software. (Multicolored MathArt, educational games, orbits, chaos...) Easily plot equations, perform simulations and real experiments! \$34.00 **MICROPHYSICS**: 1 (800) 286-3527.

CLASSIFIED AD ORDER FORM

To run your own classified ad, put one word on each of the lines below and send this form along with your check to:

Electronics Now Classified Ads, 500-B Bi-County Boulevard, Farmingdale, NY 11735

PLEASE INDICATE in which category of classified advertising you wish your ad to appear. For special headings, there is a surcharge of **\$25.00**.

() Plans/Kits () Business Opportunities () For Sale
() Education/Instruction () Wanted () Satellite Television

Special Category: \$25.00

PLEASE PRINT EACH WORD SEPARATELY, IN BLOCK LETTERS.

(No refunds or credits for typesetting errors can be made unless you clearly print or type your copy.) Rates indicated are for standard style classified ads only. See below for additional charges for special ads. **Minimum: 15 words.**

1	2	3	4	5
6	7	8	9	10
11	12	13	14	15 (\$46.50)
16 (\$49.60)	17 (\$52.70)	18 (\$55.80)	19 (\$58.90)	20 (\$62.00)
21 (\$65.10)	22 (\$68.20)	23 (\$71.30)	24 (\$74.40)	25 (\$77.50)
26 (\$80.60)	27 (\$83.70)	28 (\$86.80)	29 (\$89.90)	30 (\$93.00)
31 (\$96.10)	32 (\$99.20)	33 (\$102.30)	34 (\$105.40)	35 (\$108.50)

We accept MasterCard and Visa for payment of orders. If you wish to use your credit card to pay for your ad fill in the following additional information (Sorry, no telephone orders can be accepted.):

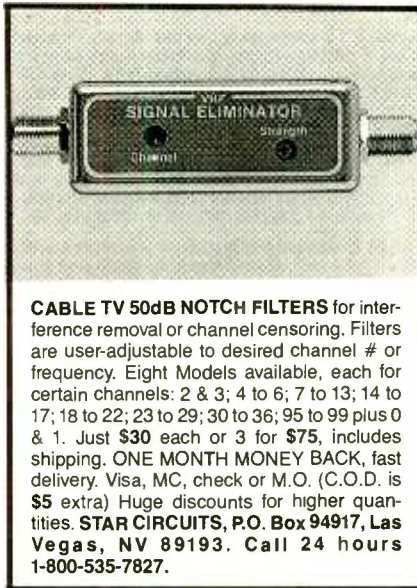
Card Number

Expiration Date

Please Print Name

Signature

IF YOU USE A BOX NUMBER YOU MUST INCLUDE YOUR PERMANENT ADDRESS AND PHONE NUMBER FOR OUR FILES. ADS SUBMITTED WITHOUT THIS INFORMATION WILL NOT BE ACCEPTED.
CLASSIFIED COMMERCIAL RATE: (for firms or individuals offering commercial products or services) \$1.55 per word prepaid (no charge for ZIP code)...**MINIMUM 15 WORDS.** 5% discount for same ad in 6 issues within one year; 10% discount for 12 issues within one year if prepaid. **NON-COMMERCIAL RATE:** (for individuals who want to buy or sell a personal item) \$1.25 per word, prepaid....no minimum. **ONLY FIRST WORD AND NAME** set in bold caps at no extra charge. Additional bold face (not available as all caps) 30¢ per word additional. Entire ad in boldface, \$1.85 per word. **TINT SCREEN BEHIND ENTIRE AD:** \$1.90 per word. **TINT SCREEN BEHIND ENTIRE AD PLUS ALL BOLD FACE AD:** \$2.25 per word. **EXPANDED TYPE AD:** \$2.05 per word prepaid. Entire ad in boldface, \$2.45 per word. **TINT SCREEN BEHIND ENTIRE EXPANDED TYPE AD:** \$2.55 per word. **TINT SCREEN BEHIND ENTIRE EXPANDED TYPE AD PLUS ALL BOLD FACE AD:** \$2.95 per word. **DISPLAY ADS:** 1" x 2 1/4"—\$225.00; 2" x 2 1/4"—\$450.00; 3" x 2 1/4"—\$675.00. **General Information:** Frequency rates and prepayment discounts are available. **ALL COPY SUBJECT TO PUBLISHERS APPROVAL. ADVERTISEMENTS USING P.O. BOX ADDRESS WILL NOT BE ACCEPTED UNTIL ADVERTISER SUPPLIES PUBLISHER WITH PERMANENT ADDRESS AND PHONE NUMBER.** Copy to be in our hands on the 13th of the fourth month preceding the date of issue (i.e.; Sept. issue copy must be received by May 13th). When normal closing date falls on Saturday, Sunday or Holiday, issue closes on preceding work day. Send for the classified brochure. Circle Number 49 on the Free Information Card.



CABLE TV 50dB NOTCH FILTERS for interference removal or channel censoring. Filters are user-adjustable to desired channel # or frequency. Eight Models available, each for certain channels: 2 & 3; 4 to 6; 7 to 13; 14 to 17; 18 to 22; 23 to 29; 30 to 36; 95 to 99 plus 0 & 1. Just \$30 each or 3 for \$75, includes shipping. **ONE MONTH MONEY BACK**, fast delivery. Visa, MC, check or M.O. (C.O.D. is \$5 extra) Huge discounts for higher quantities. **STAR CIRCUITS, P.O. Box 94917, Las Vegas, NV 89193. Call 24 hours 1-800-535-7827.**

CRYSTALS: Radio and microprocessor, low price/fast delivery, all brands, prototype, production runs. **VELCO ELECTRONICS**, (716) 924-2073, fax (716) 924-2136 Visa/MC.

CABLE TV converters. Jerrold, Zenith, Oak, Scientific Atlanta, all brands available. Link yourself to the future. Visa, Mastercard, COD accepted. **CABLE LINX INC.**, 1 (800) 501-0095.

★ **1995 CATALOG** ★

OF THE WORLD'S MOST FAMOUS

CB ANTENNAS & ACCESSORIES

— **FIRESTIK : FREE CATALOG OFFER** —

2614 E. Adams · Phoenix, AZ 85034

Write or Call, 602-273-7151

CB Radio Modifications! Frequencies, 10M, sliders, FM, amplifiers, books, kits, repairs, high-performance accessories. The best since 1976! Catalog \$3.00. **CBCI**, Box 31500EN, Phoenix, AZ 85046.

RESTRICTED information: surveillance and schematics, locks, cable, hacking, more. Details: **MENTOR**, Box 1549-Z, Asbury, NJ 07712.

CABLE test-chips as low as \$9.95, for testing cable boxes in full service mode. Jerrold: Starcom VI, VII & R2 V5, Jerrold cubes; Pioneer: clears E2 thru E5; Pioneer cubes; BA-5000 thru BA-6700; Tocorn 5503/5507; Scientific Atlanta: 8500 thru 8600; Zenith: all but PZ1; remotes \$10.00. **N.E. ENGINEERING**, 1 (800) 926-4030, fax (617) 770-2305.

CABLE BOX WHOLESALE, INC.

BEST BOXES—BEST PRICES

Immediate Shipping—COD's

Satisfaction Guaranteed

FREE Catalog—Call Now

800-841-7835

CABLE TV converters. Jerrold, Zenith, Pioneer, Oak, Scientific Atlanta, and many more. 12 years experience gives us the **advantage.** Visa/MC Amex COD **ADVANTAGE ELECTRONICS, INC.,** 1 (800) 952-3916 1125 Riverwood Dr., Burnsville, MN 55337.

THE Case Against the Patents. Thoroughly tested and proven alternatives that work in the real world. \$28.50. **SYNERGETICS PRESS,** Box 809-C, Thatcher, AZ 85552. (602) 428-4073. Visa/MC.

CABLE descrambling. New secret manual. Build your own descramblers for cable and subscription TV. Instructions, schematics for SSVAI, gated sync, sinewave, (HBO, Cinemax, Showtime, UHF, Adult) \$12.95, \$2.00 postage. **CABLETRONICS,** Box 30502R, Bethesda, MD 20824.

ANTIQUE RADIO CLASSIFIED

Free Sample!

Antique Radio's
Largest Circulation Monthly
Articles, Ads & Classifieds.



6-Month Trial: \$16.95. 1-Yr: \$31.95 (\$47.95-1st Class).
A.R.C., P.O. Box 802-L13, Carlisle, MA 01741

PRINTED circuit boards — etched, drilled, tin plated. Single sided \$1.25/sq. inch. **CHELCO ELECTRONICS,** 61 Water Street, Mayville, NY 14757. 1 (800) 388-8521. Fax (716) 753-3220.

TEST equipment pre-owned now at affordable prices. Signal generators from \$50.00, oscilloscopes from \$50.00. Other equipment including manuals available. Send \$2.00 U.S. for catalog refunded on first order. **J.B. ELECTRONICS,** 3446 Dempster, Skokie, IL 60076. (708) 982-1973.

PAY TV AND SATELLITE DESCRAMBLING
all new info **VOLUME 6** all new info

* Volume 6—our best yet—details all known fixes for all cable, wireless and satellite systems. Many do-it-yourself. Schematics included. Only \$15.95

Pay TV Volumes 1-5 (all different) * Hacker Video (VHS)
Wireless Cable Hacking * Build Satellite Systems (includes DBS)
* Complete Wizard (VC2+) * all these titles \$15.95 each 3/34.95 5/52.95
* Monthly Newsletter \$29.95/yr * new catalog \$1 * All our info \$129.95

—Scrambling News, 1552 Hertel Ave., #123
Buffalo, NY, 14216. Voice/Fax/BBS (716) 874-2088
CDO'S ARE OK. 400 96

CABLE TV converters, descramblers. Scientific Atlanta, Jerrold, Zenith, Pioneer. **Quality — Price and Service.** COD, Visa, M/C, AmEx. **EAGLE ELECTRONICS, INC.,** 1 (800) 259-1187, #1 1301 Railhead Blvd., Naples, FL 33963.

CABLE TV converters & accessories. Wholesalers welcome! 30 day moneyback guarantee! Free catalog! **PERFORMANCE ELECTRONICS, INC.,** 1 (800) 815-1512.

RESTRICTED top secret hacker information. Cellular / cable / surveillance / satellite / more. Catalog — \$3.00. **TELECODE,** PO Box 6426-EN, Yuma, AZ 85366-6426.

DESCRAMBLE cable with simple circuit added to Radio Shack RF modulator and using VCR as tuner. Instructions \$10.00. **TELCOM,** Box 832-E12, Brusly, LA 70719.

CABLE test chips. Jerrold, Tocom, S.A., Zenith. Puts cable boxes into full service mode! \$29.95 to \$59.95. 1 (800) 452-7090, (310) 902-0841.

SECRET cable descramblers! Build your own descrambler for less than \$12.00 in seven easy steps! **Radio Shack** parts list and free descrambling methods that cost nothing to try, included. Send \$10.00 to: **INFORMATION FACTORY,** PO Box 669, Seabrook, TX 77586. For COD's (713) 922-3512 any time!

300 Experimenters Circuits — Complete in 6 practical books using diodes, relays, FET's, LED's, IC 555's, and IC CA3130's for building blocks. Only \$33.00 plus \$5.50 for shipping. USA and Canada only. US funds. **ETT, INC.,** PO Box 240, Massapequa Park, NY 11762-0240.

CONVERTERS / DESCRAMBLERS

30 DAY MONEY BACK GUARANTEE
ORDERS SHIPPED WITHIN 24 HOURS HAVE MAKE & MODEL # READY FOR THE BEST PRICE & SERVICE
HOME TECH COMMUNICATIONS
CALL TODAY 1-800-310-1157
NO TENN. SALES

SATELLITE TV

FREE catalog — Lowest prices worldwide. **SKYVISION,** 1012 Frontier, Fergus Falls, MN 56537. 1 (800) 334-6455. See full page ad the Shopper section.

VIDEOCYpher II descrambling manual. Schematics, video and audio. Explains DES, Eprom, CloneMaster, Pay-per-view (HBO, Cinemax, Showtime, Adult, etc.) \$16.95, \$2.00 postage. Schematics for Videocypher II Plus, \$20.00. Schematics for Videocypher II 032, \$15.00. Software to copy and alter Eprom codes, \$25.00. VCI Plus Eprom, binary and source code, \$30.00. **CABLETRONICS,** Box 30502R, Bethesda, MD 20824.

BUSINESS OPPORTUNITIES

EASY work! Excellent pay! Assemble products at home. Call toll free 1 (800) 467-5566 Ext. 5192.

START your own technical venture! Don Lancaster's newly updated **Incredible Secret Money Machine II** tells how. We now have autographed copies of the Guru's underground classic for \$18.50. **SYNERGETICS PRESS,** Box 809-C, Thatcher, AZ 85552. (602) 428-4073. Visa/MC.

EXCELLENT extra income! Assemble easy products at home. Program guaranteed! 1 (800) 377-6000 ext.6870. Open Sunday.

PLANS AND KITS

60 SOLDERLESS Breadboard Projects in two easy-to-read pocket books. Complete with circuit descriptions, schematics, parts layouts, component listings, etc. Both books (BP107 & BP113) only \$11.90 plus \$3.50 for shipping. USA and Canada only. US funds. **ETT, INC.,** PO Box 240, Massapequa Park, NY 11762-0240.

CRYSTAL set Handbook — Visit antiquity by building the radios your grandfather built. Assemble a "Quaker Oats" rig, wind coils that work and make it look like the 1920's! Only \$10.95 plus \$3.50 for shipping and handling. **ELECTRONIC TECHNOLOGY TODAY, INC.,** PO Box 240, Massapequa Park, NY 11762-0240. US funds only! USA and Canada — no foreign orders.

SURVEILLANCE/Countersurveillance, bugging/phone tapping detector, telephone/fax encryption, vehicle tracking, covert video, transmitters kit, and more... **A.B. ELECTRONICS,** (718) 253-3637.

SURVEILLANCE Transmitter kits, 65 to 305 MHz. **Quick & Easy** Partially assembled units. Five minutes completion. 110-volt duplex receptacle, room battery types, and telephone. Countersurveillance. Catalog: \$2.00. **SHEFFIELD ELECTRONICS,** PO Box 377940-C, Chicago, IL 60637-7940.

HIGH-Voltage Devices! Spectacular fork lighting displays! Amazing construction plans include: air-core Tesla coils, resonant induction coils, Cockcroft-Walton voltage multipliers, electrostatic generators, Kirlian electrophotography, ion electroscopes, negative ion generators... Catalog \$1.00. **SCIENTIFIC,** Box 1054ENC, Duvall, WA 98019.

FM-BAND Xtal locked 30MW broadcast transmitter kit mono US\$49.00, stereo US\$99.00, postage US\$20.00/shipping. **CD-FM,** Australia, phone-fax 61-8-3640902 Amex & Visa.

TOP quality imported, domestic kits; computers, components; surplus, discount electronics, parts; auto, home electronics; lasers. **Catalog** \$2.00. **TEKTRASONIX,** 740 E. Bay Avenue, Manahawkin, NJ 08050.

MASTERCARD AND VISA are now accepted for payment of your advertising. Simply complete the form on the first page of this section and we will bill.

THIS IS AN EXPANDED-TYPE AD WITH A TINT SCREEN. See how it jumps out on the page. To order your ad in this format calculate the cost at \$5.90 per word for the expanded-type and the tint background.

MULTI-VISION ELECTRONICS

Converters & Descramblers

- *Jerrold *SA
- *Tocom *Oak
- *Zenith *More



Why tolerate unbearable, monthly cable fees when you can buy for less at Multi-Vision?

1-800-835-2330

MAY THE SOURCE BE WITH YOU

Tap into THE SOURCE of useful government publications -- the free **CONSUMER INFORMATION CATALOG.**

Send your name and address to:
Consumer Information Center
Department Source
Pueblo, Colorado 81009

BEST BY MAIL

Rates: Write National, Box 5, Sarasota, FL 34230

OF INTEREST TO ALL

FOR THE LOWEST Priced Computers, Printers And Hardware Call 800-540-2855.

PINBALL MACHINES BOOKS, Parts, Supplies. Catalog \$1.00. MARCO, 2401-(RE) Sunset, West Columbia, SC 29169-4717.

RELIEVE STRESS—NATURE To Classical Audio Cassettes, CD's. Catalog \$9.95. Video Vault, 3081 Hillcrest Avenue, Ne-koosa, WI 54457.

PLAY PIANO LIKE LIBERACE \$1.00. LINDA GENTEEL, 6122 MONMOUTH, VENTNOR, NJ 08406.

GIFT CATALOG SEND \$2.00 to: 4241 W. Dickman Road, Apt. 3C-(RE), Battle Creek, MI 49015.

HIGH SCHOOL DIPLOMA Fast New Program, Credit For Experience. 1-800-470-4723.

MILLIONAIRE REVEALS MONEY making secrets! Send SA-SE: PROCUREMENT, Box 425-NM, Miami, FL 33283.

CABLE TV TURN-ON CHIPS

SUPER Cable TV "Test Chips". Provides full service activation. Excellent instructions & illustrations. **Jerrold Starcom**: DP(V)5..DP(V)7..DPBB7. **Pioneer**: BA-5000 thru BA-6700. **Scientific Atlanta**: 8500 thru 8600. **Tocom**: 5503-VIP..5507. **Zenith**: ST-1000 thru ST-5000. Call now!! **MASTER COMPONENTS. 1 (800) 233-0570.**

INVENTIONS

FREE invention package: DAIVSON AND ASSOCIATES offers customized development, patenting, and licensing for new products and ideas. Proven results: 1 (800) 677-6382.

FULL- OR PART-TIME JOB/BUSINESS:

Learn VCR repair!

Professional-level home study program. Master easy-to-learn, high-profit repairs .without investing in costly high-tech instruments. Send or call today.



Free career kit:
800-223-4542

Name _____ Age _____
Address _____ Phone (____) _____
City _____ State _____ Zip _____

The School of VCR Repair, Dept. VRA342
6065 Roswell Road, Atlanta, GA 30328

EDUCATION & INSTRUCTION

F.C.C. Commercial General Radiotelephone license. Electronics home study. Fast, inexpensive! "Free" details. **COMMAND**, D-176, Box 2824, San Francisco, CA 94126.

ELECTRONIC engineering. 8 volumes complete. \$109.95. No prior knowledge required. Free brochure. **BANNER TECHNICAL BOOKS**, 1203 Grant Avenue, Rockford, IL 61103.

MAGNETIC Measurements Handbook. \$20.00. Free descriptive literature. **MAGNETIC RESEARCH INC.**, PO Box 375, Butler, NJ 07405.

CABLE TV CHANNELS

EQUIPMENT



GUARANTEED

Direct!

The nationwide source for cable TV equipment.

FREE 30 DAY TRIAL

"BUY WHERE THE DEALERS BUY."

FREE

TV Cable Descramblers and Converters Catalog. Open Every Day!

YOUR VCR TAPES CAN PLAY AS CLEAR AS DAY!

Why put up with inconsistent Color, Flashes and Streaking and Interference!

UNJAM NOW WITH Video Decoder



- Easy Connections
- Eliminates "jamming"
- Copy any tape
- RC Plugs Included
- 2 Year Warranty
- 30 Day Money Back Guarantee

MEGA ELECTRONICS

VISA • MC C.O.D. **1-800-676-6342** SAVE 1000's

21 S. Main St., Winter Garden, FL 34787

WANTED

INVENTORS: We submit ideas to industry. Find out what we can do for you. 1 (800) 288-IDEA.

TEST equipment wanted; top prices paid! Please send or fax your offer to: **HTB ELEKTRONIK**, Alter Apeler Weg 5, 27619 Schiffdorf, West Germany. Fax: 01149-4706-7049.

NOW Find the Right Part for Your VCR!



with the

ISCET VCR CROSS REFERENCE

NEW! The Fourth Edition is contained on a diskette for IBM PC AT/XT compatibles, DOS 2.1 or higher. The disk software allows technicians to search by manufacturer for model numbers and description of part numbers. A parts editing sequence gives an on-screen view of all substitutes for parts entered. With the diskette, the technician can update files by adding model and parts

The 320-page, Fourth Edition of the **VCR Cross Reference** contains both model and part number cross references. Over 1300 new parts and 360 new models have been added.

VCR's are made in a few factories from which hundreds of different brand names and model numbers identify cosmetically-changed identical and near-identical manufactured units. Interchangeable parts are very common. An exact replacement part may be available only a few minutes away from you even though the original brand-name supplier is out of stock. Also, you may be able to cannibalize scrap units at no cost.

crosses of future models. The Fourth Edition can be printed on pages completely from the diskette.

The **ISCET VCR Cross Reference**, Fourth Edition, is on 8½ × 11-in., pre-punched pages and sells for **\$36.00**. The 3½ inch diskette sells for **\$69.95** and you can view listings from a monitor or printed page.

Only \$36.00 for pages
\$69.95 diskette

Clagck Inc.
VCR CROSS REFERENCE OFFER
P.O. Box 4099
Farmingdale, New York 11735

Name _____
Business _____
Address _____
City _____
State _____ Zip _____
Phone _____

Enclosed \$36.00 for the **ISCET VCR Cross Reference**, Fourth Edition.

Enclosed \$69.95 for the diskette containing the **ISCET VCR Cross Reference**, Fourth Edition. Please specify:

5¼ Diskettes (2) 3½ Diskette (1)

Include \$3.00 for shipping each Cross Reference (Pages or Diskette)

The total amount of my order is \$ _____.

Check enclosed—do not send cash.

Visa MasterCard Exp. Date ____/____/____

Signature _____

New York State residents must add applicable local sales tax to total.

ALL ELECTRONICS

FAST SERVICE • DISCOUNT PRICES

UNIVERSAL IR REMOTE CONTROL

The Fox 400™ wireless infrared remote control works with most TVs, VCRs, cable and audio devices. Works with all major brands and lots of not-so-major brands. Use it to replace lost IR remotes or to combine up to four remotes into one unit. User friendly. Includes complete instructions and an 800 phone help-line if problems should occur. Fully guaranteed. Requires 3 AAA batteries (not included).



CAT # IR-400

\$11.75 each

MINIATURE TOGGLES

S.P.D.T. (ON-ON)

Right-angle, pc mount. 0.25" threaded bushing. Rated 5 amps @ 125 Vac. CAT# MTS-4RT

75¢ each



10 for \$7.00 • 100 for \$65.00

D.P.D.T. (ON-ON)

ALCOSWITCH # MTM206NPC. Short bat handle, 0.25" long. PC terminals. CAT# MTS-82PC

\$1.25 each



25 for \$25.00 • 100 for \$90.00

9 VOLT 60 MA SOLAR PANEL



These 6" X 6" glass enclosed photovoltaic panels produce 9 Vdc at 60 ma. Ideal for charging batteries and powering small devices. Put two or more together for more current and voltage. Includes hook-up instructions. CAT # SPL-960

\$5.25 each

ORDER TOLL FREE

1-800-826-5432

CHARGE ORDERS to Visa, Mastercard or Discover

TERMS: Minimum order \$10.00. Shipping and handling for the 48 continental U.S.A. \$4.00 per order. All others including AK, HI, PR or Canada must pay full shipping. All orders delivered in CALIFORNIA must include local state sales tax. Quantities limited. NO COD. Prices subject to change without notice.

CALL, WRITE or FAX for a FREE 64 Page CATALOG Outside the U.S.A. send \$2.00 postage.

MAIL ORDERS TO: ALL ELECTRONICS CORPORATION P.O. Box 567 Van Nuys, CA 91408 FAX (818)781-2653

ADVERTISING INDEX

Electronics Now does not assume any responsibility for errors that may appear in the index below.

Free Information Number	Page
212 Ace Communications	98
213 Alfa Electronics	116
— Akizuki Denshi Tsusho Ltd.	83
107 All Electronics	94
— Allen Engineering	102
— Allison Technology	102
108 AMC Sales	79
77 B&K Precision	17
217 B&S Sales	119
284 Basic Electrical Supply	114
291 Bel-Merit	108
220 Blue Earth Research	103
317 Celsoft	102
— CLAGGK Inc.	12, 89
— Cleveland Institute of Elec.	23
— Command Productions	79
— Comtrad Industries	7, 72
226 Consumertronics	105
58 Cook's Institute	81
228 Cool Amp Conducto Lube	120
230 Debco Electronics	105
127 Deco Industries	34
— Electronics Book Club	30
241 Electronic Goldmine	115
— Electronic Tech. Today	78
121 Fluke Corporation	CV2
182 Foley-Belsaw Company	81
130 Fotronic	112
— Grantham College	16
135 Halcyon Group	101
86 Heath Company	23
324 Highlander (Gault)	110
— Information Unlimited	104
126 Interactive Image Technologies	1
132 ITC Instruments	99
176 Jensen Tools, Inc.	34
249 Kelvin Electronics	109
193 Mini-Circuits	CV4
— Mondo-tronics Inc.	118
257 Needham Electronics	101
— NRI Schools	13, 51
— Oatley Electronics	113
260 Ocean State Electronics	100
195 Parallax	CV3
262 Parts Express Inc.	106
100 The School of VCR Repair	83
— Tab Books	21
92 Tektronix, Inc.	5
194 Tektronix, Inc.	29
275 Timeline	124
335 Toronto Surplus & Scientific	122
183 Visual Communications	84
98 Wavetek Corp.	11
312 Weka Publishing	121
281 Xandi Electronics	112

Gernsback Publications, Inc.
500-B Bi-County Blvd.
Farmingdale, NY 11735
1-(516) 293-3000
Larry Steckler, EHF/CET
President

Christina Estrada
assistant to the President

For Advertising ONLY
516-293-3000
Fax 1-516-293-3115

Larry Steckler
publisher

Arline Fishman
advertising director

Denise Mullen
advertising assistant

Kelly Twist
credit manager

Subscriber Customer Service
1-800-288-0652

Order Entry for New Subscribers
1-800-999-7139
7:00 AM - 6:00 PM M-F MST

ADVERTISING SALES OFFICES

EAST/SOUTHEAST

Stanley Levitan
Eastern Advertising
1 Overlook Ave.
Great Neck, NY 11021
1-516-487-9357
Fax 1-516-487-8402

MIDWEST/Texas/Arkansas/Okla.

Ralph Bergen
Midwest Advertising
One Northfield Plaza, Suite 300
Northfield, IL 60093-1214
1-708-446-1444
Fax 1-708-559-0562

PACIFIC COAST

Blake Murphy
Pacific Advertising
Hutch Looney & Associates, Inc.
6310 San Vicente Blvd.
Suite 360
Los Angeles, CA 90048
1-213-931-3444
Fax 1-213-931-7309

Electronic Shopper
Joe Shere

National Representative
P.O. Box 169
Idyllwild, CA 92549
1-909-659-9743
Fax 1-909-659-2469


Electronic SHOPPER

Paperback Books

GREAT PAPERBACKS AT SPECIAL PRICES

COMPUTER HOBBYISTS HANDBOOK—BP251—\$8.95


Subjects covered include microprocessors and their register sets; interfacing serial, parallel, monitor, games and MIDI ports; numbering systems, operating systems and computer graphics. While the book is aimed at the computer hobbyist, it should also prove useful to anyone who intends to use a computer to follow their interests.



INTERNATIONAL RADIO STATIONS GUIDE—BP255—\$9.95


Provides the casual listener, amateur radio DXer and the professional radio monitor with an essential reference work designed as a guide for the complex radio bands.

Includes coverage on Listening to Short Wave Radio, ITU Country Codes, Worldwide Radio Stations, European Long Wave and Medium Wave Stations, Broadcasts in English and more.



Further Practical Electronics Calculations and Formulae

P. A. WILSON



FURTHER PRACTICAL ELECTRONICS CALCULATIONS—BP144—\$9.00

450 pages crammed full of all the formulae you are likely to need. Covers Electricity, Electrostatics, Electromagnetism, Complex Numbers, Amplifiers, Signal Generation and Processing, Communications, Statistics, Reliability, Audio, Radio Systems, Transmission Lines, Digital Logic, Power Supplies. Then there's an appendix of Conversion Factors, Mathematical Formulae and more.



WIRELESS & ELECTRICAL CYCLOPEDIA—ETT1—\$5.75

A slice of history. This early electronics catalog was issued in 1918. It consists of 176 pages that document the early history of electricity, radio and electronics. It was the "bible" of the electrical experimenter of the period. Take a look at history and see how far we have come. And by the way, don't try to order any of the merchandise shown, it's unlikely that it will be available. And if it is, the prices will be many times higher.

ELECTRONIC TECHNOLOGY TODAY INC.
P.O. Box 240, Massapequa Park, NY 11762-C240

Name _____
Address _____
City _____ State _____ Zip _____

EN195

SHIPPING CHARGES IN USA AND CANADA

\$0.01 to \$5.00	\$1.50
\$5.01 to \$10.00	\$2.50
\$10.01 to 20.00	\$3.50
\$20.01 to 30.00	\$4.50
\$30.01 to 40.00	\$5.50
\$40.01 to 50.00	\$6.50
\$50.01 and above	\$8.00

SORRY No orders accepted outside of USA & Canada

Total price of merchandise	\$ _____
Shipping (see chart)	\$ _____
Subtotal	\$ _____
Sales Tax (NYS only)	\$ _____
Total Enclosed	\$ _____

All payments must be in U.S. funds

Number of books ordered

TRIDENT

Bearcat

GRUNDIG



TR2400 \$449
100K-Hz to 2.06 GHz

TR980 \$259
100K-Hz to 1 GHz

BC220 \$219
Turbo Scan
with 800MHz

BC2500 \$319
25MHz to 1.36 GHz

YB400 \$199
Top Rated Compact
Shortwave Receiver



SANGEAN

ATS803A \$145
Best Buy Portable
Shortwave Receiver





MVT7100 \$549
530K-Hz to 16GHz
Not for sale in USA

TR1200 \$349
500K-Hz to 1.3GHz

BC120 \$149
Lo-Hi/UHF Turbo

SC150 \$179
Turbo Scan w/800

ATS808 \$99.95
Digital Tuning
Shortwave Receiver



TR4500 \$449
1MHz to 1.3GHz
Computer Control



BC890 \$249
29MHz to 956MHz
Continuous w/turbo



GW2 Signal
Amplifier
100K-Hz to
2GHz
\$79.00
Call for other
accessory
products

Get Radio Active Call 1 800 445 7717

Electronics Now, January 1995

Toll Free, 24 Hours! For orders, tech support, Inbound fax and Fax Facts Instant catalog sheet service. Computer BBS Modem & Fax/Modem, 317-579-2045. International Fax: en Espanol, en Francals, und auf Deutsch, or just fax in plain English to: 317-849-8794

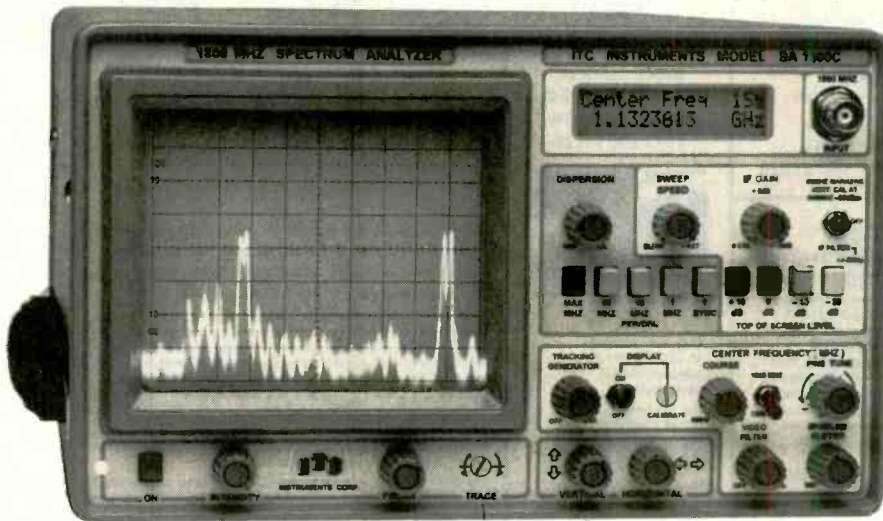


ACI COMMUNICATIONS
10707 East 106th St. Fishers, IN 46038
CIRCLE 212 ON FREE INFORMATION CARD

Service & Support hours: Mon.-Fri. 9AM to 6PM, Sat. 10-4 EST. Mastercard, Visa, Checks, Approved P.O.'s & COD (add \$5.50) & AMEX, Discover. Prices, specifications and availability subject to change. Flat rate ground shipping and handling charge only \$6.95 per unit. Express Air only \$9.95, for most units, to most locations.



500 MHz SPECTRUM ANALYZER \$895



6" x 12" x 16" (H x W x D)
(only 16 LB)

SA1800C SHOWN
\$2295.00

1-1300 MHz *In One Sweep* \$1895 MADE IN THE USA

ALL NEW SPECTRUM DISPLAY MONITOR PLUS FULL FUNCTION SPECTRUM ANALYZER

LET THE SA500A SPOT THOSE HIDDEN SIGNALS

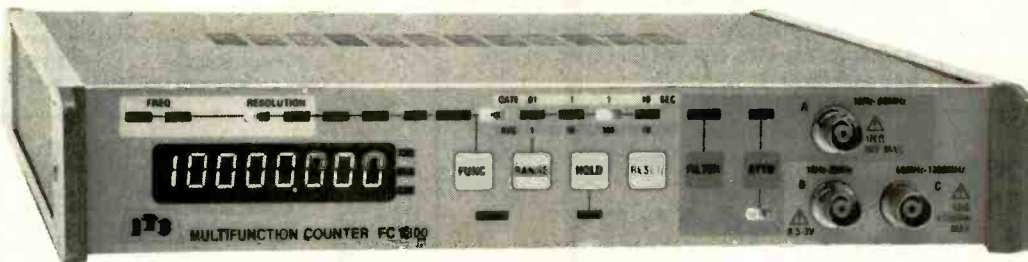
The SA500A easily attaches to any receiver IF output jack. Providing a panoramic signal display of your 1-30 MHz and 30 to 2000 MHz scanner or communication receiver. The SA500A is a Professional Spectrum Surveillance Technology Monitor. A Full Function Spectrum Analyzer with +/- 5KHz Narrow Band Filter, Center Freq. Display, 50 MHz Marker Generator. Capable of Tuning Duplexes, Amps, Filters Receivers, Transmitters & Perform EMI, RFI, FCC, Testing. SA500A First affordable Professional Spectrum Monitor/Analyzer for all serious Ham Radio and Radio Monitoring Operators. just **\$895.00**

.2-1.3GHz SA1300B THE ULTIMATE LOW COST ANALYZER

Quality & Performance that's what ITC Spectrum Analyzers are known for. 80 dB on Screen, -110 dBm Sensitivity, Center Frequency Display, +/- 5KHz Narrow Band Filter (for 5KHz resolution band width) 50 MHz Marker. DISPERSION ZOOM, Baseline Clipper, Sweep Speed, Adjustable Video Filter, 40dB of Input Attenuation. Standard on all ADVANTAGE Spectrum Analyzer specials. The SA1300B and SA1800C provide Laboratory Performance at a fraction of the normal cost. The SA1300B **\$1895.00** -SA1800C .2-1.3GHz & .8-1.8GHz **\$2295.00**. Add a 1.3GHz Tracking Generator to any unit

1.3GHz FREQUENCY COUNTER .001 ppm

\$479.00



ISO9002 CERTIFIED
**FIVE YEAR
WARRANTEE**
REG. PRICE \$599.00
SAVE \$120.00

Laboratory Performance PROCESSOR STABILIZED OVEN OSCILLATOR .001 ppm

ITC FC1300: the first truly Accurate low cost Frequency Counter. Accuracy is the #1 Frequency Counter Requirement. The \$200 - \$800 counters being advertised the past few years are but toys when it comes to accuracy. These guess-so-matic units are off 5 to 10 PPM over temperature & time (That's +/- 6,000 -13,000 Hz at 1.3 GHz) The **FC1300** is accurate to within **+/-13 Hz at 1.3 GHz 0-40 degrees C.** Sensitivity is < 5mV 1Hz to 13 GHz, 50 Ohm & 1 Meg Ohm inputs, LP filter, 1x -10x input Att. Frequency Measurement, Period Averaging, Time Interval, External Counter, Freq. Ratio, Hold & Reset Functions, 4 Gate times .01 to 10 Sec. Tired of guess-so-matic Counters: **Serious About Accuracy: Ready to step up to Laboratory Performance Accuracy: Call Today & Order**

ADVANTAGE INSTRUMENTS CORP. MASTER CARD -VISA - DISCOVER - AMX

3817 S. CARSON ST. # 818 CARSON CITY NV. 89701 Terms: COD - Check - Money Order

702-885-0234 FAX 702-885-7600 Call Toll Free 800-566-1818 - BBS 310-549-0321

PRICES & SPECIFICATIONS SUBJECT TO CHANGE WITHOUT NOTICE OR OBLIGATION. F.O.B. CARSON CITY NV. NV. RESIDENTS ADD SALES TAX.

CIRCLE 132 ON FREE INFORMATION CARD

Call 800-566-1818
To Order or Info.
Free 1995 Catalog
ADVANTAGE
Carries a full line of
Scopes - Analyzers
Frequency Counters
Generators
LCR Bridges & DMM'S

OCEAN STATE ELECTRONICS

HOBBYIST, AMATEUR, OR COMMERCIAL — WE'RE YOUR ONE STOP ELECTRONIC SOURCE
CALL OR WRITE FOR OUR FREE 120 PAGE CATALOG 1-401-596-3080

DELUX CODE KEY

Adjustable, heavy duty brass base with ball bearing pivots. Designed for hard usage. 3/16" plated contacts.



\$12.75

CODE PRACTICE OSCILLATOR & MONITOR IN KIT FORM OR WIRED

A solid-state code practice oscillator and monitor that uses the latest IC circuitry. It contains a 3" built-in speaker, headphone terminals, a volume control and a tone control. It is a attractively packaged with a two color panel. With the addition of a few parts, the unit can easily be converted into CW monitor. It can there fore be used as an operating aid after the code has been learned.



Kit\$19.95

Wired\$24.95

MAKE CIRCUIT BOARDS THE NEW, EASY WAY WITH TEC-200 FILM



JUST 3 EASY STEPS:

- Copy circuit pattern on TEC-200 film using any plain paper copier
 - Iron film on to copper clad board
 - Peel off film and etch
- Convenient 8 1/2 x 11 size
With Complete Instructions

5 SHEETS\$6.25
10 SHEETS\$10.75
20 SHEETS\$16.25
50 SHEETS\$33.50

NEW! SOFTWARE FOR MAKING PRINTED CIRCUIT BOARDS ON ANY MS-DOS IBM COMPATIBLE PC

- Make single or double sided PC Board artwork, up to 30" x 30".
- Print your artwork on any PostScript™ Laser Printer.
- Produces a 1X positive, ready to use with precoated board. No other artwork required.
- Produce industry standard solder mask and component layout for silkscreen art.


The NEW PCDATAK™ software lets you create PC boards ranging from prototypes to hobby projects, and on a par with the Pro's. You may do the complete printed circuit board layout artwork on your own PC, at a fraction of the cost of other programs. Print the layout on any PostScript™ compatible printer, either on regular paper to be photographed for a positive or negative, or on clear film to be used directly as a positive with other Datak products.

PCDATAK™ will produce soldering pads for all standard components, including the latest in surface mount products. Custom "features" (components) may be designed easily, when needed. User selectable pads and connecting trace widths let you do any circuit that you can imagine.

The NEW PCDATAK™ software from DATAK may be used on any MS-DOS, IBM compatible personal computer with a system minimum of: a hard drive, 2 megabyte free drive space, 640K RAM, a high density 3.5" diskette drive and a mouse is recommended. Printing does require a PostScript™ printer which can often be found at a local copy center if you do not have your own.

PCDATAK™ is supplied on one 3.5" diskette with a quick start manual. The full user's manual is larger and must be printed by the user (dot matrix printer ok); approximately 75 pages in length.

12-077PCDATAK™ software with quickstart manual\$59.95



TOROIDS

IRON

T-25-235
T-25-635
T-37-645
T-37-1245
T-50-255
T-50-355
T50-655
T68-075
T68-275
T68-675
T80-290
T200-25.00

FERRITE

FT37-4360
FT37-6160
FT37-7760
FT50-4375
FT50-6175
FT50-7775
FT82-431.00
FT82-671.00
FT82-681.00
FT114-611.90
FT140-433.15
FT240-618.00

WE STOCK A COMPLETE LINE OF TOROIDS AND BEADS.

Q-DOPE

Solution of pure polystyrene in solvents. Dries fast and leaves a clear, protective coating on toroids, coils and transformers, with no or minimal effect on inductive values. May also be used as a cement for molded or fabricated items made of polystyrene.



(Bottle with Brush 2 fl. oz. 59 ml)\$3.75

VERNIER DIALS

1-1/2" Diameter 0-10 Marking\$8.25
1-1/2" Diameter 0-100 Marking\$9.25
2" Diameter 0-100 Marking\$10.25



SIGNETICS NE602AN

Balanced Mixer/OSC. Popular IC among experimenters for building DC and super-het receivers.



.....\$2.49

MINI-CIRCUITS SBL-1

DIODE RING MIXER
Double balance Mixer
L/O/R/F - 1-500MHz
RF DC - 500 MHz



\$7.75

LINEAR IC'S

NE55545
NE5641.75
LM733N65
LM74140
UA780549
UA781249
UA791275
LM317T79
CA3126E1.60
CD22402E9.95

TRANSISTORS

PN2222A10
2N2222A32
2N305569
2N35532.75
2N356340
2N38661.05
2N390410
2N390610
2N440115
MPF10249

AIRCRAFT RECEIVER KIT

...puts you in the pilots seat!!



control and other interesting and fascinating air-band communications. You'll hear planes up to a hundred miles away as well as all local traffic.

The AR-1 features smooth varactor tuning of the entire air band from 118 to 136 MHz, effective AGC, superheterodyne circuitry, squelch, convenient 9 volt operation and plenty of speaker volume. Don't forget to add our matching case and knob set for a fine looking project you'll love to show. Our detailed instruction manual makes the AR-1 an ideal introduction to two life-long fascinating hobbies: air-band electronics and aviation!

AR-1AIRCRAFT RADIO KIT\$29.95

C-ARCASE SET FOR AR-1\$14.95

LEARN COMPUTER THEORY BY BUILDING THIS KIT DIGITAL TRAINER MODEL MM-8000

Starting from scratch you build a complete computer system. Our Micro-Master trainer teaches you to write into RAMs, ROMs and run a 8085 microprocessor. You will write the initial instructions to tell the 8085 processor to get started and store these instructions in permanent memory in a 2816 EPROM. Teaches you all about input and output ports, computer timers. Build your own keyboard and learn how to scan keyboard and display. No previous computer knowledge required. Simple easy to understand instruction teaches you to write in machine language. Upon completion of this course you will be proficient in computer technology.

- Uses the 8085 Microprocessor
- Uses the 2816 EPROM, electrically erasable programmable ROM
- Uses the 8156C, 2048 Bit static MOS RAM with I/O ports and timer
- Memory expandable option
- Built in 5V power supply
- 28 key keyboard
- Complete with lesson manual, instructions and experiments



\$119.95

TO ORDER

Call 1-800-866-6626 **ORDERS ONLY**
(Catalog requests can not be taken on toll free number.)

8:30 a.m. - 5 p.m. EST
Monday through Friday



OR WRITE TO:

Ocean State Electronics,
P.O. Box 1458, Westerly, R.I. 02891

OR FAX TO:

CATALOG/ORDERS

(401) 596-3590

(401) 596-3080

If paying by CREDIT CARD include Card No. and Expiration Date

Mail in orders include \$4.50 shipping/handling

ALASKA & HAWAII \$11.00

CANADA \$8.50 - OVERSEAS \$14.00

Minimum order \$10.00 (before shipping)

R. I. Residents add 7% Sales Tax

ORDERS RECEIVED BY 1:00 PM EST— SHIP SAME DAY!

Catalog FREE to US Customers.

Canada, Please send \$2.00

(American funds or US stamps).

Overseas, Please send \$3.00

(American funds or US stamps).

COPPER CLAD PC BOARDS

One oz. copper, phenolic base.

7" x 5" SINGLE SIDED\$1.50
3 1/4" x 6 1/2" DOUBLE SIDED\$1.25



DIGITAL CAPACITANCE/ INDUCTANCE METER

DIGITAL LCR METER measures inductance, capacitance and resistance. At Last! An LCR meter that everyone can afford. Now you can measure coils, transformers, chokes from 1µH to 200H. Capacitors from .1pfd to 200 mfd and resistors from .1 ohms to 20 meg ohms. All in one handheld instrument.



MODEL LCR-1801\$119.95

SIGNAL INJECTOR/TRACER KIT

This handy tester is both a signal generator and receiver. As a generator use it to check out an amplifier, stage by stage. Also tests AM radio IF and RF stages. As a receiver you can pin point where a defective part exists. Will transmit and receive simultaneously.

\$18.95



MAGNET WIRE

Enamel coated solid copper. For winding coils, transformers and toroids. Prices for 1/4 lb. spools.



#144.00 #204.00 #284.85 #366.85
#164.00 #224.25 #304.85 #386.95
#184.00 #244.25 #324.85 #407.35
#264.85 #346.25

CABLETV

UNIVERSAL PRODUCT

New Technology

MODEL 5000 Fully Assembled \$199.95

Our fully assembled product is factory tested and **GUARANTEED** to work on your system. We will also include an AC power adaptor and complete hookup instructions. This unique product will be available for a limited time only!

4000 And 5000 Features

- The latest in Video Amplification Technology.
- New clocking circuits to stabilize color and the picture performance.
- The most advanced picture locking circuitry.
- Inverted Video Option is available.
- Connects easily to your VCR.
- **NO CONVERTER BOX** is necessary.

Call *The Halcyon Group* In Canada 813-751-3262 **1-800-664-6999**

MODEL 4000 KIT \$79.95

The 4000 KIT comes with all the electronic components and our Cad designed PC board. We provide schematic, parts list, wiring diagram, tutorial and **FREE** in-house support.

MODEL 4000A Enc. \$44.95

The 4000A Enclosure Package will provide the hobbyist, who has our 4000 Kit, a custom enclosure, AC adaptor and finish accessories to professionally enclose their kit.



NO Florida Sales!

Anyone implying theft of cable service will be denied assistance.

CIRCLE 135 ON FREE INFORMATION CARD


\$449⁹⁵

Device Programmers

\$139⁹⁵

48 PIN
ZIF

Connects to standard
PC parallel printer port



9 1/2 x 5 3/4 x 1 1/4

EMP-20

- Easy to use software, on-line help, full screen editor


• **Fast Programming**

- (EMP-20)
- 27C010A, 23 seconds
- 28C020, 34 seconds
- 27C040, 95 seconds

• **Made in USA**

- 1 Year Warranty
- Technical Support by phone
- 30 day Money Back Guarantee
- FREE software upgrades available via BBS
- Demo SW via **BBS (EM20DEMO.EXE) (PB10DEMO.EXE)**
- **E(e)proms** 2716 - 8 megabit, 16 bit 27210-27240, 27C400 & 27C800,
- **Flash** 28F256-28F020, (29C256-29C010 (EMP-20 only))
- **Micros** 8741A, 42A, 42AH, 48, 49, 48H, 49H, 55, 87C51, 87C51FX, 87C751,752
- **GAL, PLD** from NS, Lattice, AMD-16V8, 20V8, 22V10 (EMP-20 only)

PB-10 Internal Card for PC



2 ft. Cable

40 PIN
ZIF

FOR MORE INFORMATION CALL

4630 Beloit Drive, Suite 20
Sacramento, CA 95838
(Monday-Friday, 8 am-5 pm PST)

NEEDHAM'S ELECTRONICS, INC.



C.O.D.




(916) 924-8037
BBS (916) 972-8042
FAX (916) 972-9960

CIRCLE 257 ON FREE INFORMATION CARD

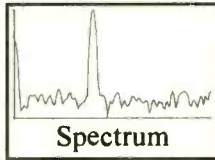
Digital Storage Oscilloscope For \$169.95 ???

And much, much more!

O-Scope I turns PC-ATs into DSO, spectrum analyzer, frequency counter, DVM. DC-50KHz



Actual O-Scope
Signal Traces




For Orders and Inquiries Call: 1-800-980-9806
For Technical Assistance: 1-713-777-0401

Allison Technology Corporation
8343 Carvel, Houston, TX 77036
FAX and BBS 1-713-777-4746

Learn MICROCONTROLLERS EMBEDDED SYSTEMS and PROGRAMMING with the AES-10

The AES-10... a complete learning system, a complete embedded control system.

Extensive manuals guide you through your 8051 development project. Assembly, BASIC, and C programming. All hardware details, complete schematics. Learn to program the LCD, keypad, digital and analog I/Os for your applications.



80C32 Computer/Microcontroller board with:

- 32K ROM , 32K RAM • 2 by 16 Liquid Crystal Display • 4 by 5 Keypad • Digital, A/D , D/A, and PWM, I/O • Built in Logic Probe • Power supply (can also be battery operated) • Extended AES BASIC and AES Monitor in ROM • RS-232 cable to connect to PC for programming • 8051/52 DOS Cross Assembler • Program disks with well documented examples • User's Manual, Language Manual, and Textbook • AES-20 (a smaller board without Keypad and LCD)

AES-10 \$365
Money Back Guarantee

AES-20 \$245
Free Brochure, M/C Visa
714 - 744-0981
Fax 714 - 744-2693

AES
Advanced Educational Systems

1407 North Batavia Street, Orange, California 92667, USA

800 - 730-3232

CELLULAR PROGRAMMING SOFTWARE



PROGRAM EXTENSION PHONES, ESN'S & NAMS !
ENJOY THE SAME ADVANTAGES AS SOME CUSTOMERS THAT SUBSCRIBE TO GTE MOBILNET OR BELL SOUTH MOBILTY FOR CELLULAR SERVICE !
CELLULAR PROGRAMMING SERVICE IS ALSO AVAILABLE !



FOR FREE INFO CALL !!
MOTOROLA ABOVE 9122

OUR SOFTWARE PROGRAMS MANY NEW CELLULAR PHONES DIRECTLY FROM THE DATA PORT WITHOUT OPENING THE PHONE , NO SOLDERING !

DON'T BE FOOLED BY CHEAP IMITATIONS. GUARANTEED & TESTED.
SOFTWARE AVAILABLE FOR MOTOROLA, GE, ERICSSON, SONY, MITSUBISHI, NOKIA, PANASONIC, DIAMONDTTEL, TECHNPHONE, OTHER PRODUCTS COMING SOON.

SOLD FOR EDUCATIONAL PURPOSES ONLY

CELLSOFT

609-751-2242 EXT # 2 FAX 609-751-5549

JEM MARKETING, LLC 100 SPRINGDALE ROAD A3 SUITE 113 CHERRY HILL NJ 08003

eXplore the Opportunities

Create Your Own Automated Systems Using Xplor PDCs and Simple BASIC Programs

Xplor Personal Digital Controllers can propel you into the wide open frontier of computerized control and monitoring with minimal effort and cost. No mere novelty, these "mini-sports" pack surprising power and are loaded with extras that make the journey from idea to working reality fun and rewarding.

Professionals will find Xplor PDCs an efficient, economical way to add simple, yet reliable control capabilities to prototypes or full-scale production runs. Beginners and hobbyists can use PDCs to sharpen their programming skills while developing original concepts. Just identify a need and hit the accelerator - Embedded Control, Simple Robotics, PC Peripherals, Monitoring Systems, Data Logging - Xplor PDCs will take you to the far reaches of your imagination.



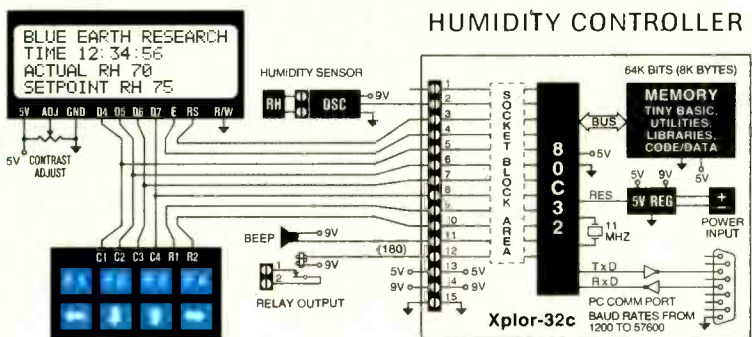
**XPLOR™
32c \$89.95**

- 80C32 CPU with 12 digital I/O lines
- 64K bit EEPROM for program/data storage
- I/O socket block for transistors, resistors, etc.
- Screw terminal block and project case.

Also available with 11 channel 10-bit A/D converter - Xplor-32ca

Built-in BASIC Language, Powerful Utilities, and Library Functions Make Programming Easy

The example below shows how easy it is to wire-up and program the Xplor-32c for a simple on/off controller application. The built-in software gives you the power to write programs like this in just minutes. Your program is stored in nonvolatile memory and will automatically execute when power is applied.



ALL YOU NEED IS A PC and a Terminal Program (Or Xplor Starter Package)


No Other Programming Equipment Required!

```

10 CALL 8132
20 ONTIME 200
30 PRINT "BLUE EARTH RESEARCH";
40 PRINT " \ \ ACTUAL RH "; FREQ 0;
50 PRINT " \ \ \ SETPOINT RH "; S;
60 CALL 8140
70 IF DBY 27=6 THEN S=S - 1
80 IF DBY 27=7 THEN S=S + 1
100 IF FREQ 0<S THEN BIT 180=1
110 IF FREQ 0>S THEN BIT 180=0
120 GOTO 40
200 PRINT " \ TIME "; DBY 51; " ";
210 PRINT DBY 50; " "; DBY 49; " : IRET
    
```

(LIBRARY FUNC: Initialize LCD)
(Initialize 1 second interrupt)
(Display sign-on message)
(Display actual sensor frequency)
(Display desired setpoint value)
(LIBRARY FUNC: Get keypad input)
(Decrement setpoint if down arrow)
(Increment setpoint if up arrow)
(If actual < setpoint then relay on)
(If actual > setpoint then relay off)
(Loop back to repeat program)
(This 1 second interrupt routine)
(refreshes LCD with current time.)

Xplor PDCs - MORE CHOICES FOR GREATER FLEXIBILITY



Xplor-32 \$59.95

Same features as the 32c less case and terminal block. Board is only 2.15" x 2.2".

Xplor-32a \$79.95

with 11 channel 10-bit A/D converter.

Xplor-32d \$79.95

with 24 extra digital I/O lines.

Complete Packages from \$99.95

All Xplor PDCs are available in starter packages that include the Xplor board, screw terminal blocks, RS-232 cable, 9V power supply, users manual, application notes, and MSDOS format disk. The disk includes sample BASIC programs, library source code, BX-A-51 and TB-QComm. The BX-A-51 assembler can be used for making library changes or other assembly language programming. TB-QComm is a communications utility that allows you to load HEX files and load, edit, or save BASIC programs.



SUPPORT PERIPHERALS

To complete your projects, we offer various peripherals including a customizable 4x4 keypad, dot matrix LCD modules, X-10 power line modules, pressure, temperature, and humidity sensors, screw terminal interface boards, etc.

For more information on Xplor PDCs, or our many other Creative Microcontroller Solutions, call today for our free 28 page catalog.



**BLUE EARTH™
RESEARCH**

165 West Lind Ct., Mankato, MN 56001
Voice: 507-387-4001 FAX: 507-387-4008
BBS: 507-387-4007



CIRCLE 220 ON FREE INFORMATION CARD

AMAZING Electronic and Scientific Products

Mystery Levitating Device!

Remember War of the World? Objects float in air and move to the touch. Defies gravity, amazing gift, conversation piece, magic trick or great science project.

ANT1K Easy to Assemble Kit / Plans \$19.50



Laser Ray Gun



DANGER

INVISIBLE LASER RADIATION
AVOID EYE OR SKIN EXPOSURE
TO DIRECT OR SCATTER RADIATION
CLASS IV LASER PRODUCT

Advanced project produces a burst of light energy capable of burning holes in most materials. Hand-held device uses rechargeable batteries. 500 joules of flash energy excite either a neodymium glass, yag or other suitable 3" laser rod. This is a dangerous CLASS IV project (individual parts/assemblies available). LAGUN1 Plans \$20.00
LAGUN1K Kit / Plans Price on Request

Extended Play Telephone Recording System



READY TO USE! Automatically controls and records on our X-4 extended play recorder, taping both sides of a telephone conversation. Intended for order entry verification. Check your local laws as some states may require an alerting beeper. TAP20X Ready to Use System \$129.50



Shocker Force Field / Vehicle Electrifier

Neat little device allows you to make hand and shock balls, shock wands and electrify objects, charge capacitors. Great payback for those wise guys who have wronged you! SHK1KM Easy to Assemble Electronic Kit \$24.50



Blaster Pulsar

Pocket-sized wand produces 100,000 watts of power for personal defense, field and lab use, etc. BLS3 Plans \$10.00
BLS3K Kit / Plans \$89.50

Homing / Tracking Transmitter

Beeper device, 3 mile range. HOD1 Plans \$10.00
HOD1K Kit / Plans \$49.50

Listen Through Walls, Floors

Highly sensitive stethoscope mike. STETH1 Plans \$8.00
STETH1K Kit/Plans \$44.50



NEW!

INFINITY TRANSMITTER++

Room Monitor / Phone Line Grabber

ALL NEW! The Ultimate in Home or Office Security & Safety! Simple to Use! Call your home or office phone, push a secret tone on your telephone keypad to access either: A. On premises sounds and voices; or B. Existing telephone conversation with break in capability for emergency messages. CAUTION: Before assembly or use, check legalities with your state Attorney General's office as you may require "beepers" or other 3rd party alerts. TELEGRAB1 Plans Only \$10.00
TELEGRAB1K Kit / Plans \$99.50

Visible Beam Laser

Easy to build, RED Beam, visible for miles. Use for light shows, window bounce holography, cloud illumination and much more! LAS1KM Kit w/1mw Laser Tube, Class II \$69.50
LAS3KM Kit w/2.5mw Laser Tube, Class IIIa \$99.50

100,000V Intimidator / Shock Wand Module

Build an electrical device that is affective up to 20 feet. May be enclosed for handheld, portable field or laboratory applications. ITM2KM Easy-to-Assemble Electronics Kit \$49.50
ITM2 Plans only, credit-able to kit \$10.00



Ion Ray Gun

Projects charged ions that induce shocks in people and objects without any connection! Great science project as well as a high tech party prank. IOG3 Plans \$8.00
IOG3K Kit/Plans \$69.50

Invisible Pain Field Generator

Shirt pocket size electronic device produces time variant complex shock waves of intense directional acoustic energy, capable of warding off aggressive animals, etc. IPG7 Plans \$8.00
IPG7K Kit/Plans \$49.50
IPG70 Assembled \$74.50

1000 Ft++ Potato Cannon

NOT A TOY. Uses electronic or piezo ignition. CAUTION REQUIRED! POT1 Plans \$10.00
(Dangerous Product).....\$10.00

FireBall Gun

Shoots flaming ball - two shot capacity Great for special effects and remote fire starting. CAUTION REQUIRED! FIREBALL Plans (Dangerous Product).....\$10.00



TV & FM Jocker / Jammer

Shirt pocket device allows you to totally control and remotely disrupt TV or radio reception. Great gag to play on family or friends. Discretion required.

EJK1KM Easy to Assemble Electronic Kit \$24.50

ATTENTION: High Voltage Fans!

4,000 volts in the palm of your hand! Experiment with anti-gravity, hovercraft, ion guns, force fields, plasma guns, shock devices, wireless energy and electrical pyrotechnics. Input: 9-14VDC.

MINIMAX4 Ready to Use \$19.50



"Laser Bounce" Listener System

Allows you to hear sounds from an area via a life beam reflected from a window or other similar objects. System uses our ready-to-use LATR1 Laser Terminator gun site as the transmitter. The receiver section is supplied as an easy-to-build kit, including our cushioned HS10 headsets. LLIST2 Plans \$20.00
LLIST1K Kit of Both Transmitter and Receiver \$199.50
LLIST20 Assemble with Laser Gun Site \$299.50

3mw Visible Red Pocket Laser

Utilizes our touch power control! VRL3KM Kit / Plans \$74.50



Electronic Hypnotism

Puts subjects under control using highly effective electronic stimuli. Intended for parties and entertainment but must be used with caution. Includes valuable text book reference and plans. EH2 Plans and Text Book \$19.50

Automotive NEON!



Easy-to-Install 4-Tube Kit for Cars, Trucks, Vans! Available in Pink, Purple, Blue or Green - please specify color when ordering. RG4K (Specify Color) \$129.50

Flash-To-Music Option for above kit FMU1 \$29.50



License Frame Kit (Specify Color) LIC1K \$29.50

3 Mi FM Wireless Microphone

Subminiature! Crystal clear, ultra sensitive pickup transmits voices and sounds to FM radio. Excellent for security, monitoring of children or invalids. Become the neighborhood disk jockey! FMV1 Plans \$7.00
FMV1K Kit and Plans \$39.50

Telephone Transmitter - 3 Mi

Automatically transmits both sides of a telephone conversation to an FM radio. • Tunable Frequency • Undetectable on Phone • Easy to Build and Use • Up to 3 Mile Range • Only transmits during phone use. VWPM7 Plans \$7.00
VWPM7K Kit/Plans \$39.50

CATALOG
With many more items!
Free with Order or send \$1 P&H

Order by Mail or by 24 Hour Orders-Only Phone
800-221-1705

Dept ENS17, Box 716, Amherst, NH 03031
Phone: 603-673-4730 FAX 603-672-5406
MC, VISA, COD, Checks accepted. Please add \$5.00 Shipping & Handling

INFORMATION UNLIMITED

TOP SECRET

CONSUMERTRONICS
2011 Crescent Dr., P.O. Drawer 537
Alamogordo, NM 88310

Voice: (505) 434-0234, 434-1778, 439-1776 (orders only) 8AM-6PM MST. Mon-Sat
Fax: (505) 434-0234 (orders only); if you get voice, enter #11 #11 any time 24-hour, 7 days/week

Free Tech Support (relates directly to your order or prospective order): **Tues. and Thurs. only**
Add \$5 total SH (US Canada). All items in stock. VISA, MCARD OK. No CODs or "bill me's". New Catalog (150+ offers) \$2 w/order, a \$4 (check or MO) no-fee catalog.

Since 1971. As seen on TV. John Williams - former Lockheed Senior Engineer, NMSU Computer Science Professor, NIH Health Physicist WANTED; 9 MAC I/II, PC386 or better.
*All software supports all IBM-PC compatible x86 systems (8086 - Pentium)

Off-The-Shell Hardware

Van Eck System, Data Card Reader/Writer, ATM2, KK Radar Emulator, Street Sweeper (radar), Lidar, Carjack/Kidnap Plotter, Voice Disruptor, Hearing Assistor, Shrek Module, EM Lab & Countermeasures, TENS, 6th Sense Communicator, Phone Color Box, Lineman's Handset, DTMF Decoder, Bug & Tap Detector/Blaster, Subliminal Implant, Rifle Device, Hieronymus Machine, Neurophone, Resonant Crystal, Magnetometer, Levitator, Vortex Generator, RF & Microwave, Ultrasonic Jammer & Receiver, Infrared Detector, Long-Range Eavesdropper, Noise Cancelling System, Unknown Presence Detector, Electronic Downer - many more devices. See Catalog.

CELLPHONE MODIFICATIONS

See our catalog for our innumerable cellphone modification guide (\$69) - detailed, comprehensive, covers all makes - 10 times more info than competitor's guides! (Do Special Projects below) for up-to-date hardware/software.

SPECIAL PROJECTS

We design, build, repair, modify, maintain and/or consult on any device, system, process or project - electrical, electronic, computer, phone, mechanical, optical, automotive. Invention prototyping. Confidentiality guaranteed. Describe and include \$25 pre-engineering fee (does not obligate you). Time and cost estimates in 7-10 days.

VOICE MAIL HACKING

How Voice Mail Box (VMB) systems are used and the specific ways they are hacked; includes ASPEN, MESSAGE CENTER, BIX, GENESIS, EZ, SYDNEY, PHONE MAIL, AUDIO, CINDY, CENTAGRAM, SPERRY LINK, RSVP, etc. Absolutely required for all users, sysops and security personnel \$29.

PBX HACKING

100s of PBXs are hacked - the tune of \$ billions/year! While "VOICE MAIL HACKING" details how VMBs are hacked for "fun" and profit - including VMS methods for hacking PBXs themselves - "PBX HACKING" addresses ALL issues relating to PBX hacking, including countermeasures! Can your business or agency afford a \$90,000 phone fraud loss (the average loss due to hacked PBXs)? As described in Forbes Magazine. \$39

PHEAKING CALLER ID & ANI

Details on how they work and dozens of effective ways of defeating Caller ID, ANI, #69, #57, and Call Blocking and #67. Also describes Caller ID, Orange, Belge, Cheese and CF Boxes, ESS, SS7, E-911, various CLASS services, CNA, NON PUB DA, CAMA, DNR, 800-ECC, Diverters, LD Extenders, Centrex - more \$29.

PHONE COLOR BOXES

As designed by Phone Phreaks! 15 phone color boxes described. Dozens of circuits, simulator programs. Plus call-forwarding, conferencing, phreak history, 50 useful and legal phone circuit plans - more. \$29.

ROBOFONE AUTODIALER

Powerful, versatile, menu-driven "WarGames" autodialer lets you dial any quantity (up to 10K) or mix of local/long distance numbers in any order, over any length of time, whether busy or answered (your choice) and log the times, commands and results to monitor, printer and/or disk. Quick-dial directory of up to 600 numbers. BUSY redial options. Direct modem command and control. All Result Codes, including VOICE and RINGING. Optional shell to terminal program upon CONNECT. Exit to menu or DOS (for batching). Manual + Disk* \$29.

COMPUTER PHEAKING

Describes in detail how computers penetrate each other, and how VIRUSES, TROJAN HORSES, WORMS, etc. are implemented. Dozens of computer crime and abuse methods and countermeasures. Includes disk filled with hacker text files and utilities, and the legendary FLU-SHOT + protection system (Ed. Choice, PC Magazine). BBS advice, password defeats, glossary - much more! Manual + Disk* \$39.

BEYOND VAN ECK PHEAKING

Eavesdropping on TV and computer video signals using an ordinary TV. Includes security industry reports. Range up to 1 KM. Plans include both the Consumertronics and the original Top Secret Van Eck designs \$29.

CRYPTANALYSIS TECHNIQUES

Five powerful menu-driven crypto programs (in .COM and their .BAS sources) to analyze, decrypt "secure" cipher texts. Worked-out examples. Recommended by prestigious "Computers & Security", Manual + Disk* \$29.

By an ORDER of the MAGNITUDE

The most comprehensive, hard-hitting, hi-tech survival book ever written! Topics include electronics, computers, energy, weapons, concealment, revenge, alarms, etc. to survive today's dangerous world. We all face increasingly financially and physically brutal times. Field-expertise use of technology in various threat and conflict environments and scenarios \$49.

STOPPING POWER METER

As reported on CBS "60 MINUTES": How certain devices can slow down - even stop - watt-hour meters - while loads draw full power! Device simply plugs into one outlet and normal loads into other outlets. Also describes meter creep, overload drop, etc. Plans \$29. I.Q. MANUAL: External magnetic ways (applied to the meter itself) to slow down and stop watt-hour meters while drawing full loads. Plans \$19. K.W.H.R. METERS: How watt-hour meters work, calibration, error modes (many), ANSI Standards, etc. Demand and Polyphase Meters. Experimental results to slow and stop meters by others. \$19. Any 2. \$38. All 3. \$59.

AUTOMATIC TELLER MACHINES

ATM crimes, abuses, vulnerabilities and defeats exposed 100+ methods detailed, include: Physical, Rep. E, cipher, PIN compromise, card counterfeiting, magnetic stripe, false front, TEMPEST, Van Eck, tapping, spoofing, inside job, super-cool, vibration, pulse, high voltage - others. Case histories, law, countermeasures, detailed security checklist, labeled internal photos, figures. ATMs contain up to \$250,000 in cash! Recent \$350,000 ATM crime spree still unsolved! \$39.

CREDIT CARD SCAMS

Cardholders, merchants, banks suffer \$ Billions in losses annually because of credit card fraud. Describes every known means of credit card fraud and scams. Protect yourself! \$29.

CONS, SCAMS & SWINDLES

Cons & scams and related swindles fleece Americans \$100+ Billion per year! The most comprehensive survey manual on cons & scams of all kinds - from the classic hi-tech. Details on 100s and their many variations, and countermeasures. Protect yourself! \$39.

HIGH VOLTAGE DEVICES

HV devices plans; Stun Gun, Laser, Prod, Cane, Flasher, Blaster, Zapper, Audio/RF Radar Jammer, Jacob's Ladder, Plasma & Van de Graaf Gen., Fence Charger, Geiger Counter, Ozon Gen., Fish Stunner, Plant Stim., Killian, more! All plans for only \$29.

UNDER ATTACK!

Electromagnetic Interference and Electronic Weapon Attacks cause: Cancer, birth defects, and profound psychological, neurological, cardiovascular and immune system disorders! Destructive to people, animals, plants, equipment! Includes ACTUAL CASES OF EM ATTACKS ON PEOPLE (who investigated!) includes how to verify and pinpoint EM and electronic attack sources, and special countermeasures. \$29. EM BRAINBLASTER: Tutorial and plans for powerful ELECTROMAGNETIC WEAPONS and LAB DEVICES. Optimum circuits, freqs, waveforms, duty cycles, intensities. Through. \$29. Both \$49.

RADIONICS MANUAL

Exciting electrical, electronic, electromagnetic therapeutic, diagnostic & preventive devices (mostly experimental). History, descriptions, plans (dozens), availabilities of Radiance Devices from early to modern. While drugs cost \$ hundreds, electricity costs pennies! \$29. HEAL THYSELF: Plans for 3 major electronic therapeutic devices of types approved by FDA. \$19. Both \$39.

HARD DRIVE MANUAL

Covers all hard drive and controller implementations (emphasis on PCs). How to select, interface, initialize, set up, use, maintain, troubleshoot and repair them. How to protect them from mistakes, sabotage, prying eyes and sticky fingers. How to recover damaged and lost files. How to prevent crashes. Includes software reviews. Loaded with info, advice, tips \$29. DISK SERVICE MANUAL. Maintain, adjust, align, troubleshoot, repair floppies with special equipment or software. 3.5" 5.25" 7", PC88, MAC, Apple, Atari, Commodore, etc systems. All floppies under \$50. Includes practical facts on floppy drives, disks, including many tips, recommendations, formatting, interfacing, FDC, etc. \$24. Any 2. \$49. All 3. \$69.

SOFTWARE PROTECTION SYSTEM

Unique system that highly discourages costly software piracy while permitting legal archival copies. No known bugs! No special equipment required. Simple and automatic to install on your distributed software. Compatible with all other copy-prevention systems. Manual + Disk* \$59.

STEALTH TECHNOLOGY

Police radar is fascinating! It also has error rates of 10-20%! Ever known error mode - stealth method and materials used to minimize radar reflections - tactic and strategy to flight unjust radar tickets (that cost you \$100s in insurance and risk cancellation) - methods to detect and jam signals - fully described \$29.

SECRET & SURVIVAL RADIO

Optimum survival and security radio equipment, methods, freq allocations and voice/data scrambling/encoding. Includes small receivers/transmitters, telemetry, antenna optimizations, remote monitoring and control, security, surveillance, and ultrasonic, fiber-optic and infrared commo. 70+ circuit plans, tables. \$29.

ULTIMATE SUCCESS MANUAL

Underpaid? Harassed or abused? Manipulated? Taken for granted? Stuck in a dead-end job? Can't find a good job? Expect to be laid off, fired or transferred soon? The ultimate no-holds-barred, looking-after-#1 Machiavellian techniques to find, obtain, optimize and keep top jobs, pay and benefits. THE RULES OF THE GAME FOR A GAME WITHOUT RULES! From resume to CEO. \$29.

ROCKET'S RED GLARE

How to design and build solid-propellant amateur and survival rockets. Emphasis on formulation, manufacture, and stabilization of propellants, motors. Igniters, etc. Includes list of commonly available materials, and the design of launch pads and test beds and their electronics. \$29. FIREWORKS: How firecrackers (M-80s, blockbusters, cherry bombs), small rockets, volcanos, fountains, sparklers and safety fuses are made and colored. Simple, cheap, common ingredients. \$9. Both \$36.

Sold for educational purposes only.

Decco Electronics

4025 Edwards Road, Cincinnati, OH 45209
Toll Free Order Hot Line 1 (800) 423-4499
Information - (513) 531-4499

Millions of Chips, Transistors and Components in Stock!

74LSxx	24LS194	69	74HC10	30	4008	79	4530	89	LF347	80
74LS00	24LS195	69	74HC11	30	4009	79	4531	89	LM348	65
74LS01	24LS196	59	74HC12	35	4010	43	4532	89	LM350K	4.49
74LS02	24LS197	59	74HC13	30	4011	20	4533	2.19	LM350T	2.99
74LS03	24LS198	59	74HC14	30	4012	30	4534	89	LM355	85
74LS04	24LS199	59	74HC15	30	4013	30	4535	1.09	LF353	60
74LS05	24LS200	59	74HC16	30	4014	69	4536	89	LF355	99
74LS06	24LS201	65	74HC17	30	4015	59	4537	1.39	LF357	1.00
74LS07	24LS202	69	74HC18	30	4016	49	4538	1.49	LM358	59
74LS08	24LS203	65	74HC19	30	4017	59	4539	1.69	LM359	2.09
74LS09	24LS204	69	74HC20	30	4018	49	4540	2.00	LM362	2.49
74LS10	24LS205	75	74HC21	30	4019	49	4541	2.19	LM364	3.39
74LS11	24LS206	79	74HC22	30	4020	69	4542	1.69	LM368	1.09
74LS12	24LS207	99	74HC23	30	4021	59	4543	1.89	LM369	1.19
74LS13	24LS208	1.29	74HC24	30	4022	49	4544	2.00	LM380	1.09
74LS14	24LS209	1.29	74HC25	30	4023	59	4545	2.19	LM380N	1.19
74LS15	24LS210	1.00	74HC26	30	4024	59	4546	2.29	LM381	3.99
74LS16	24LS211	1.00	74HC27	30	4025	59	4547	2.39	LM382	1.29
74LS17	24LS212	1.00	74HC28	30	4026	59	4548	2.49	LM385	1.99
74LS18	24LS213	1.00	74HC29	30	4027	59	4549	2.59	LM388	3.99
74LS19	24LS214	1.00	74HC30	30	4028	59	4550	2.69	LM389	1.29
74LS20	24LS215	1.00	74HC31	30	4029	59	4551	2.79	LM390	1.29
74LS21	24LS216	1.00	74HC32	30	4030	59	4552	2.89	LM392	1.29
74LS22	24LS217	1.00	74HC33	30	4031	59	4553	2.99	LM393	1.29
74LS23	24LS218	1.00	74HC34	30	4032	59	4554	3.09	LM394	1.29
74LS24	24LS219	1.00	74HC35	30	4033	59	4555	3.19	LM395	1.29
74LS25	24LS220	1.00	74HC36	30	4034	59	4556	3.29	LM396	1.29
74LS26	24LS221	1.00	74HC37	30	4035	59	4557	3.39	LM397	1.29
74LS27	24LS222	1.00	74HC38	30	4036	59	4558	3.49	LM398	1.29
74LS28	24LS223	1.00	74HC39	30	4037	59	4559	3.59	LM399	1.29
74LS29	24LS224	1.00	74HC40	30	4038	59	4560	3.69	LM399N	1.29
74LS30	24LS225	1.00	74HC41	30	4039	59	4561	3.79	LM399N-1	1.29
74LS31	24LS226	1.00	74HC42	30	4040	59	4562	3.89	LM399N-2	1.29
74LS32	24LS227	1.00	74HC43	30	4041	59	4563	3.99	LM399N-3	1.29
74LS33	24LS228	1.00	74HC44	30	4042	59	4564	4.09	LM399N-4	1.29
74LS34	24LS229	1.00	74HC45	30	4043	59	4565	4.19	LM399N-5	1.29
74LS35	24LS230	1.00	74HC46	30	4044	59	4566	4.29	LM399N-6	1.29
74LS36	24LS231	1.00	74HC47	30	4045	59	4567	4.39	LM399N-7	1.29
74LS37	24LS232	1.00	74HC48	30	4046	59	4568	4.49	LM399N-8	1.29
74LS38	24LS233	1.00	74HC49	30	4047	59	4569	4.59	LM399N-9	1.29
74LS39	24LS234	1.00	74HC50	30	4048	59	4570	4.69	LM399N-10	1.29
74LS40	24LS235	1.00	74HC51	30	4049	59	4571	4.79	LM399N-11	1.29
74LS41	24LS236	1.00	74HC52	30	4050	59	4572	4.89	LM399N-12	1.29
74LS42	24LS237	1.00	74HC53	30	4051	59	4573	4.99	LM399N-13	1.29
74LS43	24LS238	1.00	74HC54	30	4052	59	4574	5.09	LM399N-14	1.29
74LS44	24LS239	1.00	74HC55	30	4053	59	4575	5.19	LM399N-15	1.29
74LS45	24LS240	1.00	74HC56	30	4054	59	4576	5.29	LM399N-16	1.29
74LS46	24LS241	1.00	74HC57	30	4055	59	4577	5.39	LM399N-17	1.29
74LS47	24LS242	1.00	74HC58	30	4056	59	4578	5.49	LM399N-18	1.29
74LS48	24LS243	1.00	74HC59	30	4057	59	4579	5.59	LM399N-19	1.29
74LS49	24LS244	1.00	74HC60	30	4058	59	4580	5.69	LM399N-20	1.29
74LS50	24LS245	1.00	74HC61	30	4059	59	4581	5.79	LM399N-21	1.29
74LS51	24LS246	1.00	74HC62	30	4060	59	4582	5.89	LM399N-22	1.29
74LS52	24LS247	1.00	74HC63	30	4061	59	4583	5.99	LM399N-23	1.29
74LS53	24LS248	1.00	74HC64	30	4062	59	4584	6.09	LM399N-24	1.29
74LS54	24LS249	1.00	74HC65	30	4063	59	4585	6.19	LM399N-25	1.29
74LS55	24LS250	1.00	74HC66	30	4064	59	4586	6.29	LM399N-26	1.29
74LS56	24LS251	1.00	74HC67	30	4065	59	4587	6.39	LM399N-27	1.29
74LS57	24LS252	1.00	74HC68	30	4066	59	4588	6.49	LM399N-28	1.29
74LS58	24LS253	1.00	74HC69	30	4067	59	4589	6.59	LM399N-29	1.29
74LS59	24LS254	1.00	74HC70	30	4068	59	4590	6.69	LM399N-30	1.29
74LS60	24LS255	1.00	74HC71	30	4069	59	4591	6.79	LM399N-31	1.29
74LS61	24LS256									

4-1/2" Pioneer Full Range

Paper cone with treated cloth surround. Open back and stamped basket. Perfect for bookshelf type speakers and car stereo installations.



PIONEER
 ♦Power handling: 20 watts RMS/30 watts max. ♦Voice coil diameter: 1 inch ♦Impedance: 8 ohms ♦Frequency response: 70-15000 Hz ♦Magnet weight: 9.3 ozs. ♦Fs: 70 Hz ♦SPL: 90 dB 1W/1m ♦Vas: .31 ♦Qts: .35 ♦Qes: .47 ♦Qms: 1.4 ♦Xmax: .043 ♦Net weight: 2 lbs. ♦Manufacturer model number: A11EC80-02F ♦Dimensions: A: 4-1/2", B: 4-1/8", C: 2-3/8", D: 3-1/8", E: 1"

#EN-290-010 \$10⁵⁰ (1-3) \$9⁶⁰ (4-UP)

Mini Weatherproof Speaker System

These mini weatherproof speaker cabinets are made from high impact polypropylene which is completely weather sealed making these perfect for indoor or outdoor use. These great sounding mini speakers feature a 5" polypropylene cone woofer and a mylar dome tweeter. Ideal for use as extension speakers or for surround sound. Small size blends easily into any decor.



Frequency response: 130-20,000 Hz. 8 ohm impedance: 30 watts RMS, 60 watts maximum power handling capability. Mounting brackets included. Dimensions: 8" (H) x 5-1/2" (W) x 4-1/2" (D). Net weight: 10 lbs.

#EN-310-020 (Black)

#EN-310-025 (White)

\$79⁹⁵ PAIR

Idleer Tire Kit

Make VCR tire repairs quickly by having the tire you need in stock when you need it. This comprehensive kit contains 180 of the most commonly used tires in an easy-to-use case and a cross reference with 80 manufacturer assembly numbers crossing to over 200 VCR model numbers. A \$400.00 retail value. Net weight: 1-1/2 lbs.



#EN-400-900 \$39⁹⁵ KJT

Leatherman Tool

The Leatherman tool is an extremely versatile and durable compact toolchest you can hold in your hand... contains 12 useful tools in one! Needlenose pliers, regular pliers, awl, Phillips screwdriver, three slotted screwdrivers, can and bottle opener, wire cutters, file, knife, and 8 inch ruler. Made of only the highest quality 100% stainless steel. Includes sturdy leather sheath. 25 year manufacturer warranty. Net weight: 5 oz.



#EN-360-990 \$39⁹⁵ (1-3) \$37⁵⁰ (4-UP)

Fish Tape Reel

50 ft. fish tape on a tool box size reel.

Perfect for snaking wires under carpet or through walls.

Use for stereo speaker wires, phone lines or cable TV coax. 7" diameter fits easily into most tool boxes.



#EN-360-420 \$24⁵⁰ EACH

Isotip Butane Soldering Iron


The ideal soldering iron for field repairs where no AC power is present. Operates for up to 100 minutes of continuous soldering per refill. Uses standard butane (not included) available at most stores. Tip temperature is adjustable up to 1067° F. Iron also comes with a torch attachment which easily screws on in place of the soldering tip. As a torch, one refill will provide up to 1 hour of continuous flame. Temperature is adjustable up to 2372° F. A protective cap with a built-in striker and 2.4mm tip are included. Limited one year warranty.



#EN-370-235 \$26⁹⁵ EACH

Fluorescent Magnifier Bench Lamp

Multi-position, 45° fully adjustable swing arm with metal C-clip. Features a bright 22 watt fluorescent tube, 4-5/8" diopter magnifying (3x magnification factor), and wire clip for easy removal/installation of fluorescent tube. UL listed. 117 VAC. Black color. Net weight: 7-1/2 lbs.



#EN-350-020 \$63⁸⁰ EACH

12V, 15 Ah Battery

Save big on this rechargeable lead acid battery. Has many uses: computer back-up upgrade, alarm back-up battery, garden tractor starter battery, and more. Sealed in a high impact polystyrene case. Bolt and nut type terminals. Dark blue color. Dimensions: 7"W x 6-1/2"H x 2-15/16"D. Net weight: 14 lbs. Limited availability.



Compare to #EN-149-100 \$60⁰⁰ \$29⁹⁵ (1-3) \$24⁹⁵ (4-UP)

2MHz Function Generator

Versatile digital function generator provides sine, square, triangle, pulse and ramp waveforms from 0.2 Hz to 2 MHz in 7 ranges. 4 digit LED display with Hz, KHz, and gate for internal frequency only. TTL and CMOS outputs. Gate time: 0.1 sec, 1 sec., and 10 sec. Accuracy: 30 ppm +/- one count. Output: 5mV p-p to 20V p-p (open circuit). DC offset: +10V to -10V with CAL, SW. Duty cycle: 20% to 80% with CAL, SW. Voltage controlled frequency (VCF) input of 0-10V. Includes test lead, AC power cord, and manual. Dimensions: 4-1/4"H x 8-1/2"W x 11"D. Net weight: 5 lbs.



#EN-390-640 \$229⁹⁵

Variable Output Bench Top Power Supplies

Heavy duty power supplies suitable for lab work. Provides excellent regulation and low ripple characteristics. Features variable voltage control, variable current control with Hi-Lo ranges, isolated output, and allows for serial or parallel connection of multiple units. Fully adjustable current limiting protects circuit under test and power supply. Protected from reverse polarity, overvoltage, and short circuit.



Specifications:

Constant Voltage Mode: ♦Voltage control: 0V to rated voltage, coarse and fine, continuously variable. ♦Load regulation: 0.01% +3mV ♦Line regulation (+/-10% variation): 0.01 +3mV ♦Noise and ripple: <1mV RMS.
Constant Current Mode: ♦Current control: 5% to 100% rated current, Hi-Lo ranges, continuously variable. ♦Load regulation: 0.2% +3mA ♦Line regulation: 0.2% +3mA ♦Noise and ripple: <3mA RMS.

Part #	Voltage	Current	Dimensions	Weight	Price
EN-120-620	0-16V	10 amp	8.5" x 12" x 6.25"	25 lbs	\$289.00
EN-120-600	0-30V	3 amp	8.5" x 10.25" x 6.25"	11 lbs.	159.00
EN-120-605	0-30V	5 amp	8.5" x 10.25" x 6.25"	15 lbs.	219.95
EN-120-625	0-30V	10 amp	8.5" x 12" x 6.25"	26 lbs.	399.95
EN-120-610	0-60V	3 amp	8.5" x 12" x 6.25"	18 lbs.	289.95
EN-120-615	0-60V	5 amp	8.5" x 12" x 6.25"	25 lbs.	399.95

Technician's Turntable

Turntable to speed repair of VCRs, TVs and more. Allows technician to easily turn unit for convenient repair. Dimensions: 20"W x 15"D x 1-1/8"H. Black pebbled surface. Includes 4 anti-skid adhesive feet. Net weight: 9 lbs.



#EN-360-427 \$28⁵⁰ EACH

M.E.C.P. Study Guide

This book is the most comprehensive study guide available for the Mobile Electronics Certification Program. Endorsed by the Mobile Electronics Association, the M.E.C.P. Study Guide covers electronic theory and principles, car audio, security and cellular installation. This program is designed to test installers at various levels of ability, allowing them to earn Installer, First Class, Specialist, and Master Installer certificates. It also serves as the perfect reference manual for anyone interested in mobile electronics. Copyright: 1993. Net weight: 1-1/2 lbs.




#EN-500-230 \$29⁹⁵ EACH

Parts Express
 340 East First St.
 Dayton, Ohio 45402
 Local: 513-222-0173
 FAX: 513-222-4644

♦30 day money back guarantee ♦\$20.00 minimum order ♦We accept Mastercard, Visa, Discover, and company C.O.D. orders ♦24 hour shipping ♦Shipping charge = UPS chart rate + \$1.50 (\$4.00 minimum charge ♦Hours 8:00 am - 8:00 pm ET, Monday - Friday ♦9:00 am - 5:00 pm Saturday. Mail order customers, please call for shipping estimate on orders exceeding 5 lbs. ♦Foreign destination customers please send \$5.00 U.S. funds for catalog

3M Heat Shrink Tubing Kit

This convenient 90 piece kit includes 25 pieces



of both 1/16" and 1/8" dia. (5 clear, 5 blue, 5 red, 5 yellow, 5 black), 20 pieces of 1/4" dia. (4 clear, 4 blue, 4 red, 4 yellow, 4 black), 10 pieces of 1/2" dia. (2 clear, 2 blue, 2 red, 2 yellow, 2 black) and 5 pieces of 3/4" and 1" dia. (1 clear, 1 blue, 1 red, 1 yellow, 1 black). Each piece is 6" in length.

#EN-082-900 \$29⁹⁵

Tripp Lite Audio Video System Power Protection



Now you can get the proven Tripp Lite power protection right in your audio rack! The IBR-12 rackmount Isobar has all the advanced features you expect from an Isobar, in a convenient 1-rack space unit. 12 outlets provide ample power for all your audio/visual gear and two isolated filter banks provide you with extended noise filtering for your most sensitive equipment. Features the \$10,000 Ultimate Lifetime insurance against surge damage for unit and connected equipment. Dimensions 19" (W) x 1-3/4" (D). Net weight: 4-1/2 lbs.

#EN-125-035 \$125⁰⁰

The Wet Look™

The Wet Look™ is a new generation of high gloss polymers formulated especially for speakers. This superior coating provides a protective "coat of armor" for your paper cone speakers. A special U/V inhibitor has been added to reduce the decaying effects of the sun's ultraviolet rays. The Wet Look™ makes paper cones resistant to water, humidity, sun, and salt. Best of all, it's easy to apply and cleans up with soap and water. 1 pint can.



#EN-340-510 (Clear)

#EN-340-512 (Black) \$8⁹⁵ EACH

CET Study Guide

322 pages with 179 illustrations. Written by Sam Wilson, the director of CET testing for ISCET. Contains sample tests with answers for both the associate level and journeyman level certified electronics technician (CET). Copyright: 1987; 3rd edition. Net weight: 1 lb.



#EN-500-100 \$17⁹⁵ EACH

Game Bit Drivers

These special bits are used to remove the star shaped security screws found on many Japanese made video games and other consumer products. The 3.8mm bit works on Nintendo NES, Super NES and Gameboy cartridges. The 4.5mm bit works on NEC Turbo Grafx, Sega cartridges or Nintendo gameboy battery packs. Perfect for cleaning contacts, replacing batteries and installing rental security tabs.



#EN-360-215 (3.8mm)

#EN-360-216 (4.5mm) \$9⁵⁰ (1-9) \$8⁵⁰ (10-UP)

6-1/2" Two-Way System

The basis of all architectural audio systems. This is our most popular in-wall. The perfect system for main and/or surround speakers. Easily installed in any 2 x 4 or larger wall. Retrofit design allows installation in new or existing walls in minutes. All of our in-walls feature high quality crossovers and premium drivers that can outperform the name brands.



Specifications: 6-1/2" poly woofer with a 10 oz. magnet, 1" field replaceable soft dome tweeter. Integral 2-way crossover with pushbutton wire terminal. 8 ohm impedance. Frequency response: 40-20,000 Hz. 40 watts RMS/80 watts max power handling capability. Sensitivity: 90 dB 1W/1m. Dimensions: 8-1/2" (W) x 12" (L) x 3-1/2" (D). Net weight: 9 lbs. per pair.

#EN-300-036 ... \$249⁹⁵ (SUG. LIST) \$124⁹⁰ (1-3 PRS) .. \$112⁹⁵ (4 PRS-UP)

Digital Caliper

High precision caliper measures in either inches or millimeters from 0 to 6 inches or 0 to 150 millimeters. Five digit LCD display. Serial output for computer interface and printing. Made of stainless steel with precision ground lapped measuring surface and epoxy embedded linear scale to ensure precise measurement. Includes deluxe hard case, battery, and manual. Weight: 1 lb.



#EN-390-590 \$109⁹⁵



Video School videos make it easy for anyone to comprehend the complex operations of VCRs, camcorders, and more. From How to Clean VCRs for the video rental store, to Minor Camcorder Repair for the advanced service shop. There is something for everyone! These tapes also make great new employee orientation videos.

Electronic Video Library


Save over \$30.00 by purchasing this complete library of six Video School instructional videos. You'll receive VCR 1- How To Clean VCRs, VCR 2-Minor VCR Repair I, VCR 3-Minor VCR Repair II, VCR 4-Common VCR Malfunctions, VCR 5-Diagnosing Video Heads, and Cam 1 - Minor Camcorder Repair. Net weight: 5 lbs.



BUY THE SET AND SAVE!

#EN-505-550 \$195⁰⁰ EACH

Part #	Description	Price
EN-505-010	VCR 1, How To Clean VCRs	\$29.95
EN-505-020	VCR 2, Minor VCR Repair I	39.95
EN-505-025	VCR 3, Minor VCR Repair II	39.95
EN-505-050	VCR 4, Common VCR Malfunctions	39.95
EN-505-035	VCR 5, Diagnosing Video Heads	39.95
EN-505-030	VCR Test Patterns Alignment Tape	24.95
EN-505-040	Cam 1, Minor Camcorder Repair	39.95
EN-505-085	Microwave Oven Repair	44.95
EN-505-080	Nintendo Repair and Maintenance	34.95
EN-505-090	IBM Compatible Computer Assembly	34.95
EN-505-095	Hi-Fi Alignment Test Tape	34.95
EN-505-097	Economy Test Tape	19.95




Skew Driver Pro

This unique tool features a gear driven offset bit driver to be used in tight spots or where conventional screwdrivers just won't fit. Includes 1/4" and 3/16" slotted bits, T15 Torx® bit, and 2 phillips bits that are contained in the handle compartment. Can also be used with a 1/4" electric drill. Made in the U.S.A. Net weight: 1/2 lb.



#EN-360-178 \$39⁹⁰ (1-5) \$34⁵⁰ (6-UP)




Parts Express
340 East First St.
Dayton, Ohio 45402
Local: 513-222-0173
FAX: 513-222-4644

CALL TOLL FREE
1-800-338-0531

CIRCLE 262 ON FREE INFORMATION CARD

Solutions for the Test Instrument

1 YEAR WARRANTY
15 DAY MONEY BACK GUARANTEE



MT-100
Reg. \$599.
\$399.00

Four Instruments in One Instrument

- Function Generator**
 - Sine, Square, Triangle, Pulse, Skewed Sine, Ramp, TTL
 - 0.2 Hz - 2MHz
- Frequency Counter**
 - 8 Digit LED
 - 1 Hz - 100MHz
 - ± (1 Hz + 1 dgt. + Time Base Error)
- Power Supply**
 - 3-1/2 Digit LCD
 - Triple output: #1. 0-50V, 0.5A MAX
 - #2, 15V, 1A #3, 5V, 2A
- Digital Multimeter**
 - 3-1/2 Digit LCD
 - DCV, ACV, Ω, DCA, ACA
 - ± (0.5% + 2 dgt)

FG-140 2MHz Function Generator
Reg. \$249. **\$149.00**

- 0.2 Hz - 2.0 MHz, 7 Decades
- Sine, Square, Triangle, Pulse, Ramp, Skewed Sine
- VCF, Symmetry
- Variable DC Offset Control

2MHz Sweep Function Gen. w/Freq. Counter
FG-150
Reg. \$399. **\$229.00**

- 4 Digit LED Display
- Sine, Square, Triangle, TTL, Pulse, Ramp, Skewed Sine
- Linear/Logarithmic Sweep
- 10 MHz Freq. Counter

1.0GHz Frequency Counter, High Resolution
FC-200
Reg. \$399. **\$209.00**

- 1.0 Hz - 1.0 GHz
- 8 Digit LED Display
- Auto & Manual Range
- 4 Selectable Gate Times
- 1MΩ & 50Ω Input Impedance

AG-350 Audio Generator
Reg. \$199. **\$119.00**

- 10 Hz - 1 MHz, 5 Ranges
- Sine Output: 10Hz - 1MHz
- Square Output: 10Hz - 100KHz

PS-500 DC Power Supply
Reg. \$249. **\$159.00**

- 0 - 30 VDC
- 0.1 - 3A
- Short & Overload Protection

PS-540 DC Power Supply
Reg. \$399. **\$289.00**

- 0 - 16 VDC
- 0.1 - 10A
- Short & Overload Protection

Deluxe O'scopes w/Phillips CRT. 2 yr. Parts/Labor Warranty

OS-3304
Reg. \$499. **\$339.00**

- OS-3304 25MHz, Dual Trace**
- DC to 25 MHz, Dual Channel
 - 6" Rectangular CRT with Internal Graticule 10x8cm (Phillips P31)
 - Uncalibration LED.
 - High Sensitivity 1 mV/div to 20V/div X-Y modes, Z Axis (intensity modulation)
 - Rise time 14n Sec. or less.
 - Full TV Trigger for TV-V & TV-H
 - Acceleration Potential 2kV
 - 60MHz (X1.X10) Probe Kit: 2 sets
 - Power: 115/230V AC

OS-3315 40MHz, Dual Trace Sweep Delayed
Reg. \$799. **\$549.00**

OS-3324
Reg. \$599. **\$399.00**

- OS-3324, 3 Function**
- OS-3304
 - Dual Component Tester/Comparator

OS-3344
Reg. \$899. **\$649.00**

- OS-3344, 5 Function**
- + 2 + 3 • OS-3324
 - Frequency Counter 100MHz, 7 Digit LED Display
 - Function Generator 0.02 Hz to 2.0 MHz

Capacitance Meter
Reg. \$79. **\$49.00**

CM210

- 3 1/2 Digit LCD
- 0.1p - 20,000µF
- 9 Ranges
- 0.5% basic Accu
- Zero Adjust Knob

Digital Clamp-On
Reg. \$89. **\$54.00**

DA400

- 400 Amp AC
- 3 1/2 Digit
- Auto
- Data Hold
- Continuity
- Over Range Mark
- Case Included

Multimeter+ Extended Range Capacitance
Reg. \$149. **\$89.00**

DM5050C

- 9 Function / 42 Range
- Basic DCV Accu.: ± 0.25%
- Multimeter
- Volt: AC/DC
- Amp: AC/DC 2A
- Ohm: Up to 2000MΩ Diode, Continuity Beeper
- Capacitance (9 Range) 0.1µF - 20,000µF Zero Adj. Knob
- Trig Lamp
- Double Insulated Jack
- Alligator Clip Test Leads
- Deluxe Holster w/Strap

Wide Range Multimeter w/Logic
Reg. \$149. **\$89.00**

DM5100

- 11 Function / 45 Range
- Basic DCV Accu.: ± 0.25%
- 3 1/2 Digit Manual
- Auto Power Off
- Data Hold & Peak Hold
- Amp: Up to 20A AC/DC
- Ohm: Up to 200 MΩ
- Freq: Up to 20MHz
- Capacitance: 1p - 200µF
- Logic: TTL
- TR hFE, Diode
- Continuity Beeper
- Double Insulated Jack
- Alligator Clip Test Leads
- Deluxe Holster w/Strap

Oscilloscope Probe Kit
Switch Selectable X1/X10

HP-9060, 60MHz
Reg. \$29. **\$17.00**

HP-9150, 150MHz
Reg. \$49. **\$24.00**

HP-9250, 250MHz
Reg. \$59. **\$32.00**

Pen-Type DMM w/Logic
Reg. \$79. **\$59.00**

DM150

- 3 1/2 Digit
- Dual Display
- Auto & Manual
- DCV, ACV, ACA, DCA, Ω
- Logic
- CMOS/TTL
- Data Hold
- Diode
- Continuity

DMM w/Holster
Reg. \$59. **\$39.00**

DM2500

- 3 1/2 Digit
- 1.5" Big LCD
- 10A AC/DC
- AC/DC V, Ω
- Signal Injector
- Diode
- Continuity
- Holster

Multifunction DMM
Reg. \$89. **\$59.00**

DM3050

- 3 1/2 Digit
- 1.5" Big LCD
- Heavy Duty, 20A AC/DC
- Capacitance
- Frequency
- TR-hFE
- Diode
- Continuity
- Holster

BMC Your Best Source for High Standard Electronics
20 Highpoint, Dove Canyon, CA 92679

Order & Free Catalog
800-532-3221
(714) 586-2310 Fax (714) 586-3399





150 LE - Student 200 LE - Technician 300 LE - Auto-Range 400 LE - Engineer

KELVIN 100 Basic
990087 **\$19.95**

- AC & DC VOLTAGES
- DC CURRENT
- RESISTANCE
- 3 1/2 Digit LCD
- CONTINUITY TEST
- -Buzzer
- LOW BATTERY INDICATOR
- DIODE TEST • BATTERY TEST



CAPACITANCE KELVIN METER 250 LE \$59.95
990126

- 0.5% ACCURACY
- RANGES: 20mF, 200uF, 20uF, 2uF, 200nF, 20nF, 200pF, 20pF
- Zero Adjust
- Safety Test Leads
- Test Socket for Plug-in Components



Standard Features • AC & DC VOLTAGES • DC CURRENT
• RESISTANCE • CONTINUITY TESTER - Buzzer • DIODE TEST
• 10M ohm INPUT IMPEDANCE • ACCURACY +/- 0.5% RDG

TRANSISTOR BATTERY TEST DC CURRENT 10 Amp	FREQ COUNTER up to 20MHz CAPACITANCE from 1pF to 20uF	AUTO RANGE with 3200 counts AC CURRENT DC CURRENT ANALOG BAR 10 Amp	INDUCTANCE Resolution 1uH FREQ COUNTER up to 20MHz CAPACITANCE from 1pF to 200uF AC/DC CURRENT TRANSISTOR DUTY % 20 Amp
150 LE Stock # 990122 \$29.95	200 LE Stock # 990123 \$49.95	300 LE Stock # 990125 \$49.95	400 LE Stock # 990124 \$79.95

Designed to meet IEC-348 & UL-1244 safety specifications.

Protective Cases
For Models 100 Basic, 150LE, 200LE, 300LE
..... \$4.95 (#990088)
Case For Model 400LE \$9.95 (#990116)

2 Year Warranty (Parts & Labor)

The Ultimate Meter

TRUE RMS - LCR - Hz - dBm

Popular Electronics (Reviewed - May 1993)

"Not only does the Kelvin 94 boast alot of features ... the features go the extra distance."

"If we had to run into a burning building to do some emergency trouble-shooting and could carry in only one piece of equipment, the Kelvin 94 would be it!"

12 INSTRUMENTS IN ONE -

DC VOLTMETER, AC VOLTMETER, OHMMETER, AC CURRENT, DC CURRENT, DIODE TESTER, AUDIBLE CONTINUITY TESTER, dBm, FREQ COUNTER, CAPACITANCE METER, INDUCTANCE METER, LOGIC PROBE

- 0.1% ACCURACY ON DC VOLTAGES
- TRUE RMS ON AC VOLTAGES & CURRENT
- FREQUENCY COUNTER TO 20 MHz
- LARGE EASY-TO-READ 3 3/4 DIGIT LCD DISPLAY
- AUTO SLEEP & AUTO POWER OFF BUILT-IN TO SAVE BATTERY LIFE with Bypass
- SHOCK RESISTANT HEAVY DUTY CASE WITH YELLOW RUBBER HOLSTER & TILT STAND
- WATER RESISTANT SEALED CASE
- 30 DAY MONEY BACK SATISFACTION GUARANTEE

\$199.95 MODEL 94 #990111

COMES COMPLETE WITH YELLOW HOLSTER, PROBES, BATTERY, FUSE, STAND

0.1% ACCURACY on DC Voltages Water Resistant
Freq Counter to 20 MHz

Protective Cases for Model 94
Regular Padded Zippered \$9.95 (#990116)
Deluxe Padded Zippered \$14.95 (#990115)

Meter is designed in accordance with safety requirements specified in IEC-348, UL-1244 VDE-0411.



WE HAVE WHAT YOU

\$59

Converter only

\$125

With built-in
Stealth descramblers
for all Jerrold Systems
except Baseband



**BRAND
★ NEW ★**

- ★ 550 MHZ Converter
- ★ Wireless Remote
- ★ STD/HRC Switchable
- ★ Last Channel Recall

Introducing the MERLIN!
Available from Highlander Now!!!

- I. *Merlin I* replaces all **Pioneer**, **SA Baseband**, and **Jerrold Baseband** Systems
- II. *Merlin II* replaces all **Tocom** models
- III. *Merlin III* replaces all **Zenith PZ** and **PM** models.

- ★ 550 MHZ
- ★ Volume Control
- ★ Parental Lock-out
- ★ Wireless Remote
- ★ Last Channel Recall

Call for pricing

HIGHLANDER

6325-9 Falls of the Neuse Road, Raleigh, NC 27615

WANT AND MORE !!!



TVT-GOLD	\$42	GREEN	\$65
TVT-MINI	\$42	SA-3	\$43
FTB	\$39	M-80	\$65
SIP/PURPLE	\$49	SA-3DF	\$69
STEALTH	\$50		

Please call for 20 and 50 piece prices

FACTORY EQUIPMENT

Zenith	ST 1600	\$239
Tocom	5503	\$239
Pioneer	6300	\$319
Pioneer	6150	\$299



All prices are for 10 pieces, subject to change without notice. Some quantities may be limited. 30-Day Money Back Guarantee. One year parts and labor warranty.

\$199

NV56 COMBO

Pioneer compatible. Replaces all models 5000-6310.

NV 57 COMBO

Jerrold/GI compatible. Replaces all models except baseband.

NV 58 COMBO

Scientific Atlanta compatible. Replaces all models except baseband.

TEST KITS

JERROLD

Starcom 7 BB	\$17 ⁵⁰
Starcom 6 BB	\$17 ⁵⁰
Starcom 6 Chip	\$10
RZ/V5/CFT Kit	\$29 ⁹⁹

PIONEER

51XX-61XX	\$25
NEW!!! Pio Kit	
Never Goes E-4	\$29 ⁹⁹

TOCOM

5503	\$14
5507	\$14

ZENITH

ST-1000-ST 16XX	\$11
-----------------	------

SCIENTIFIC ATLANTA

Motorola Chips	\$29 ⁹⁹
Quick Boards	CALL
8 Wire Spider Board	\$17 ⁵⁰

NOVAVISION

The Novavision offers video pass-through technology and a host of advanced features including parental control, favorite channel memory, last channel recall, volume control, sleep timer, and channel ID, all controlled by a simple, user-friendly, menu-driven on-screen display system. While others talk about the future, we deliver it...now! Only with Novavision!

1-800-854-7119

FAX 1-800-854-7118


CIRCLE 324 ON FREE INFORMATION CARD

New and Pre-Owned Test Equipment

SALES · RENTALS · SERVICE

Substantial Savings on new & pre-owned Fluke, Hewlett Packard, Leader, Tektronix and more ...

LEADER
FOR PROFESSIONALS WHO KNOW
THE DIFFERENCE



Sale

Call for latest sale price!

OSCILLOSCOPES			Reg. \$
8020	20 MHz	2-Ch. High Sens., TV Sync.....	\$525.00
8060	60 MHz	3-Ch. Dlyd. Swp., TV Sync.....	\$1,345.00
8100	100 MHz	2-Ch. Dlyd. Swp., TV Sync.....	\$1,595.00
FREQUENCY COUNTERS			
LDC-822	80 MHz	7 digit, 5 ppm.....	\$395.00
LDC-823S	250 MHz	8 digit, 1 ppm.....	\$595.00
FUNCTION & RF SIGNAL GENERATORS			
LFG-1300S	2 MHz	Sweep/Function Generator.....	\$575.00
LFG-1310	10 MHz	Sweep/Function Generator.....	\$1,095.00
POWER SUPPLIES			
LPS-151	Triple Output	+6V/3A, +/-25V/0.5A.....	\$555.00
LPS-152	Triple Output	+6A/5A, +/-25V/1.0A.....	\$645.00

Full line of Oscilloscopes, Video & Audio Test Equipment, Power Supplies, Probes and Accessories. Call for a FREE Line Catalog!

We buy surplus Electronic Equipment. Fax us your list!

* Pre-Owned Oscilloscope Specials *

Tektronix 465	100 MHz.....	\$499.00
Tektronix 465B	100 MHz.....	\$599.00
Tektronix 475	200 MHz.....	\$679.00

Fully refurbished and calibrated to original specifications

FOTRONIC CORPORATION

COD TOLL FREE 1-800-99-METER

For more GREAT VALUES Call, Write or FAX · P.O. Box 708, Medford, MA 02155 · FAX (617) 665-0780

CIRCLE 130 ON FREE INFORMATION CARD

Serving the public since 1981

XANDI ELECTRONICS

201 E Southern # 205, Tempe AZ 85282 · 5140

SATISFACTION GUARANTEED!

BUY WITH CONFIDENCE FROM XANDI

· 30-DAY REFUND POLICY

· TECH SUPPORT NUMBER

(602-894-0992)

- Smallest FM transmitter anywhere!
- Tunes 88-108 MHz.
- Powerful 2 stage audio amplifier.
- Sensitive, picks up sounds at the level of a whisper.
- Up to 1 mile range.



SUPER-MINIATURE FM TRANSMITTER
World's smallest FM transmitter. Use with any FM broadcast receiver. Easy to assemble, all chip (SMT) parts are pre-assembled to the circuit board.

XST500 (E-Z) Kit \$44.95

- Smallest Phone transmitter anywhere!
- Tunes 88-108 MHz.
- No batteries required, powered by phone line.
- Up to 1/4 mile range.
- Attach to phone line anywhere in house, even inside phone.



SUPER-MINIATURE PHONE TRANSMITTER
World's smallest FM phone transmitter. Use with any FM broadcast receiver. Easy to assemble, all chip components are pre-assembled to the circuit board.

XSP250 (E-Z) Kit \$34.95

- Uses sensitive microwave transistor amplifier.
- Covers 1 to 2,000 MHz.
- Compact hand held unit.
- Includes miniature loud speaker for audio indication of detected signals.



SUPER SENSITIVE BUG DETECTOR

When the XBD200 intercepts a signal in the 1 to 2,000 MHz range, it emits a growl that increases to a high pitched squeal as the signal strength increases.

XBD200 (C) Kit \$49.95

- Transmit high quality stereo to any FM stereo receiver.
- Built-in output level monitor for quick and easy tuning.
- Ideal for use with personal CD player.



FM STEREO TRANSMITTER

Transmit full-bodied Hi-Fi stereo to any FM stereo receiver. Separate left and right inputs and gain controls. Includes an output booster stage for greater range.

XFS-CASE KIT \$13.95

XFS108 (C) Kit \$41.95

- Dial your phone from anywhere and listen to the sounds inside your home.
- Two digit Touch Tone code for secure operation.



TELEPHONE SNOOP

The latest in home or office security. Call home from anywhere, enter a two digit security code, and hear the sounds in your home. Automatically turns on without ringing the phone, verifies code, then activates for one and a half minutes.

XPS-CASE KIT \$13.95

XPS1000 (C) Kit \$49.95

- Transmits a continuous beeping tone.
- Adjustable from 88 to 108 MHz.
- Up to 1 mile range.
- Works with any FM broadcast receiver.



TRACKING TRANSMITTER

Only 0.7 by 2.4 inches, the XTR100 operates at voltages of 3 to 18 Volts and is ideal for use in locating lost model rockets, bicycles, automobiles, games of hide and seek, and contests.

XTR100 (C) Kit \$33.95

- Works with any FM broadcast receiver.
- Turns off when phone is not in use to extend battery life.
- Adjustable from 88 to 108 MHz.
- Up to 1 mile range.



LONG RANGE PHONE TRANSMITTER

Similar to our very popular XSP250, the XTT100 is battery powered for greater range. It plugs into any phone jack and transmits both sides of conversations on that line.

XTT100 (C) Kit \$32.95

- Use with any FM broadcast receiver.
- Hear every sound in an entire house!
- Up to 1 mile range.
- Powerful 2 stage audio amplifier.



MINIATURE FM TRANSMITTER

The XFM100 has a super sensitive microphone and is capable of picking up sounds at the level of a whisper and transmitting them to any FM broadcast receiver.

XFM100 (C) Kit \$32.95

- Digital voice changing: male to female, female to male, adult to child, child to adult.
- Anonymity on any call.
- Button for normal operation.
- 16 levels of voice masking.



VOICE CHANGING TELEPHONE

STOP THOSE ANNOYING TELEPHONE CALLS! Sound older and tougher when you want to. Not a kit. Fully assembled. Single phone operation only.

TRANSITION 2000 \$89.95

- Digital voice changing: male to female, female to male, adult to child, child to adult.
- Use with any modular phone.
- 16 levels of voice masking.
- Connects between handset and phone.



VOICE CHANGING ACCESSORY

STOP THOSE ANNOYING TELEPHONE CALLS! Sound older and tougher when you want to. Not a kit. Fully assembled. Use with single or multi-line phones.

TRANSITION 2001 \$59.95

- Uninterrupted coverage of 800 to 950 MHz.
- Works with any scanner that can receive 400 to 550 MHz.



800-950 MHz SCANNER CONVERTER KIT

If your scanner can receive 400-550 MHz, just add the XLC900 for uninterrupted 800-950 MHz coverage. It converts all 800-950 MHz signals down to 400-550 MHz so your scanner can receive them! Add our custom case kit for that "Professional" look.

XLC-CASE KIT \$13.95

XLC900 (C) Kit \$49.95

- Works with most any scanner.
- 10 TO 1000 MHz.
- 10 dB typical gain.
- 3 dB typical noise figure.



10-1000 MHz AMPLIFIER

Designed to help scanners with poor sensitivity pull in those weak signals! Includes OFF/BYPASS switch for returning to normal operation and front panel gain control. Add our custom case kit for that "Professional" look.

XLA-CASE KIT \$13.95

XLA1000 (C) Kit \$24.95

Master Card WE ACCEPT VISA, MC, MO, COD SHIPPING & HANDLING EXTRA

TOLL FREE ORDER LINE
1-800-336-7389
ASK FOR FREE CATALOG OF OUR PRODUCTS

SEND MAIL ORDERS TO: XANDI ELECTRONICS
BOX 25647
TEMPE, AZ 85285-5647

CIRCLE 281 ON FREE INFORMATION CARD

TOTAL COST FOR SHIPPING MOST MIXED ORDERS FROM THIS ADVERTISEMENT BY FEDERAL EXPRESS IS \$15 - \$25

ALL PRICES ARE IN U.S. DOLLARS



FIBRE OPTIC TUBES



These US made tubes are "pulls" from equipment, in excellent condition. Have 25/40mm diameter, fiber-optically coupled input and output windows. The 25mm tube has an overall diameter of 57mm and is 60mm long, the 40mm tube has an overall diameter of 80mm and is 92mm long. The gain of these is such that they would produce a good image in approximately 1/2 moon illumination, when used with suitable "fast" lens, but they can also be IR assisted to see in total darkness. Our HIGH POWER LED IR ILLUMINATOR kit, and the IR filter are both suitable for use with these tubes. The superior resolution of these tubes would make them suitable for low light video preamplifiers, wild life observation, and astronomical use. Each of the tubes is supplied with an 9V-EHT power supply kit. INCREDIBLE PRICES:

\$85 For the 25mm intensifier tube and supply kit.

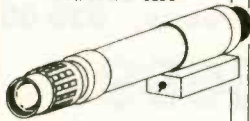
\$130 For the 40mm intensifier tube and supply kit.

We also have a good supply of the same tubes that may have a small blemish which is not in the central viewing area.

\$50 For a blemished 25mm intensifier tube and supply kit.

\$70 For a blemished 40mm intensifier tube and supply kit.

INTENSIFIED NIGHT VIEWER KIT




See in the dark! Make your own night scope that will produce good vision in sub-starlight illumination! We supply a three stage fiber optically coupled image intensifier tube, EHT power supply kit, and sufficient plastics to make a monocular scope. The three tubes are supplied already wired and banded together.

\$190 for the 25mm version

\$320 for the 40mm version

We can also supply the lens (100mm f2: \$50) and the eyepiece (\$12) which would be everything that is necessary to make an incredible viewer!

IR "TANK SET"




A set of components that can be used to make a very responsive Infra Red night viewer. The matching IR tube, lens and eyepiece sets were removed from working military quality tank viewers. We also supply a very small EHT power supply kit that enables the tube to be operated from a small 9V battery. The tube employed is probably the most sensitive IR responsive tube we ever supplied. The resultant viewer requires low level IR illumination. Basic instructions provided.

\$105

For the tube, lens, eyepiece and the power supply kit. When ordering specify preference for a wide angle, or a telescopic objective lens.

IMAGE INTENSIFIER TUBE AND SUPPLY

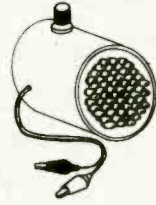


These are the key components needed for making a PASSIVE NIGHT VIEWER. The small prefocused Russian image intensifier tube only requires a low current EHT power supply to make it operational, which we provide in kit form: Draws 20mA from a small 9V battery. With a suitable low light objective lens (Not provided) the resultant viewer will produce useful pictures in sub-moonlight illumination, and it can also be IR assisted. ON SPECIAL:

\$90

For the Russian image intensifier tube and an EHT power supply Kit. All that is needed to make a complete passive night viewer is a lens, an eyepiece, a 9V battery, a case and a switch.

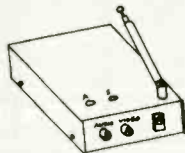
HIGH POWER LED IR ILLUMINATOR



This kit includes two PCB's, all on-board components plus cabling: Switched mode power supply plus 60 high intensity 880nm IR (Invisible) LEDs. Variable output power, 6-20VDC input, suitable for illuminating IR responsive CCD cameras, IR night viewers etc. Professional performance at a fraction of the price of the commercial product. COMPLETE KIT PRICE:

\$44

VIDEO TRANSMITTERS



Low power NTSC standard UHF TV transmitters. Have audio and video inputs with adjustable levels, a power switch, and a power input socket: 10-14V DC/10mA operation. Enclosed in a small metal box with an attached telescopic antenna. Range is up to 30ft. with the telescopic antenna supplied, but can be increased to approximately 100ft. by the use of a small directional UHF antenna. INCREDIBLE PRICING:

\$18

INFRA RED FILTER

A very high quality IR filter and a RUBBER lens cover that would fit over most torches including MAGLITES, and convert them to a good source of IR. The filter material withstands high temperatures and produces an output which would not be visible from a few meters away and in total darkness. Suitable for use with passive and active viewers.

\$11

For the filter and the rubber lens cover.

FM TRANSMITTER KIT - MKII



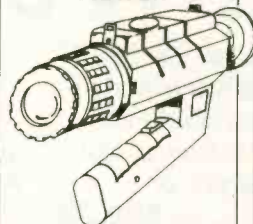
This low cost FM transmitter features pre-emphasis, high audio sensitivity as it can easily pick up normal conversation in a large room. It also has excellent frequency stability. Specifications: Tuning range: 88-108MHz, Supply voltage 6-12V, current consumption @ 9V: 3.5mA, Pre-emphasis: 75µs, Frequency response: 40Hz to greater than 15KHz, S/N ratio: Greater than 60dB, Sensitivity for full deviation: 20mV, Frequency stability with extreme antenna movements: 0.03%, P.C.B. dimensions: 1"x1.7". Construction is easy and no coil winding is necessary. The kit includes a PCB and all the on-board components, an electret microphone, and a 9V battery clip.

\$8

SECOND GENERATION TUBES

We should have a regular supply of some new USSR made 18mm 2nd. Gen. Fiber optically coupled image intensifier tubes @ approx. \$500 and also some used US-European made tubes @ approx. \$330. Some of these may require an expert permit.

PASSIVE NIGHT VIEWER



This is a completed commercial monocular hand held night viewer, that employs an image intensifier tube. The viewer is of a USSR military standard, and will produce useful images in very low ambient light. Has adjustable low light objective lens, adjustable eyepiece and is supplied with a carry case. ON SPECIAL:

\$220

CCD CAMERA



Monochrome CCD Camera which is totally assembled on a small PCB and includes an Auto Iris lens. 9-12V DC operation. It can work with illumination of as little as 0.1 Lux, and is IR responsive: Can be used in total darkness with Infra Red illumination. A suitable illuminator is our HIGH POWER LED IR ILLUMINATOR kit. Overall dimensions of camera are 24 x 46 x 70mm and it weighs less than 40 grams. Can be connected to any standard monitor or the video input on a Video cassette recorder: EIA (US-NTSC) compatible.

\$145

MINIATURE FM TRANSMITTER



Not a kit, but a very small ready made self contained FM transmitter enclosed in a small black metal case. It is powered by a single small 1.5V silver oxide battery, and has an inbuilt electret microphone. SPECIFICATIONS: Tuning range: 88-108MHz, Antenna: Wire antenna - attached, Microphone: Electret condenser, Battery: One 1.5V silver oxide LR44/G13, Battery life: 60 hours, Weight: 15g, Dimensions: 1.3" x 0.9" x 0.4".

\$25

MISCELLANEOUS ITEMS COMPONENTS AND KITS

SINGLE CHANNEL UHF REMOTE CONTROL KIT: One transmitter and one receiver: **\$32**
 additional transmitter **\$11**
 4 CHANNEL UHF REMOTE CONTROL KIT: Two transmitters and one receiver: **\$68**
 ELECTRIC FENCE KIT: PCB and components **\$28**
 GARAGE/DOOR/GATE REMOTE CONTROL KIT:
 Tx **\$13** Rx **\$56**
 LASER BEAM COMMUNICATOR KIT: Tx, Rx, plus IR Laser.... **\$39**
 PLASMA BALL KIT: PCB and components kit, needs any bulbs **\$18**
 HIGH POWER IR LED'S:
 880nm/30mW/12deg. @ 100mA 10 for **\$6**

All our kits are provided with high quality fibreglass, silk screened and solder masked, printed circuit boards

OATLEY ELECTRONICS

5 LANSDOWNE PDE., OATLEY, SYDNEY, NSW, AUSTRALIA 2223

PHONE ORDERS

East Coast between 7 pm and 2 am
 West Coast between 4 pm and 11 pm
011 61 2 579 4985

FAX ORDERS

011 61 2 570 7910

Mastercard - VisaCard - American Express
 Card with Telephone or Fax Orders

International Bank Drafts and Money Orders with Mail Orders
 If possible include contact phone and fax numbers

❖ ATTENTION CABLE VIEWERS ❖

CABLE VIEWERS. . .get back to your BASIC Cable Needs

Call 800-577-8775

For information regarding all of your **BASIC** cable needs.



- 5 GOOD REASONS TO BUY OUR FAR SUPERIOR PRODUCT
- ❖ PRICE
- ❖ EFFICIENT SALES AND SERVICE
- ❖ WE SPECIALIZE IN 5, 10 LOT PRICING
- ❖ ALL FUNCTIONS (COMPATIBLE WITH ALL MAJOR BRANDS)
- ❖ **ANY SIZE** ORDER FILLED WITH SAME DAY SHIPPING

We handle **NEW** equipment **ONLY** - Don't trust last year's **OBSOLETE** and **UNSOLD** stock!
COMPETITIVE PRICING—DEALERS WELCOME

HOURS: Monday-Saturday 9-5 C.S.T.

It is not the intent of B.E.S.W. to defraud any pay television operator and we will not assist any company or individual in doing the same.
 *Refer to sales personnel for specifications.

**BASIC
 ELECTRICAL
 SUPPLY &
 WAREHOUSING
 CORPORATION**

P.O. Box 8180 ■ Bartlett, IL 60103 ■ 800-577-8775

CIRCLE 284 ON FREE INFORMATION CARD

CABLE TV DESCRAMBLER KITS

**"New & Improved Version"
 Universal Descrambler**
*Includes all the parts and an etched & Drilled PC Board. Not included is AC adaptor or enclosure.....***\$69.00**

Tri-Mode Descrambler
*Includes all the parts and an etched & drilled PC board & AC adaptor. Not included is the enclosure.....***\$49.00**

SB-3 Descrambler
*Includes all the parts & an etched & drilled PC board & AC adaptor. Not included is the enclosure.....***\$39.00**

Call Toll Free 1-800-886-8699
Visa, MasterCard & COD.

M & G Electronics, Inc. 2 Aborn Street, Providence, RI. 02903

It is not the intent of M & G Electronics, Inc. to assist any individual to defraud any pay TV operator or to violate any state or federal laws regarding the use of the descrambler kits. You must understand the kits being purchased for educational and or experimental use only.

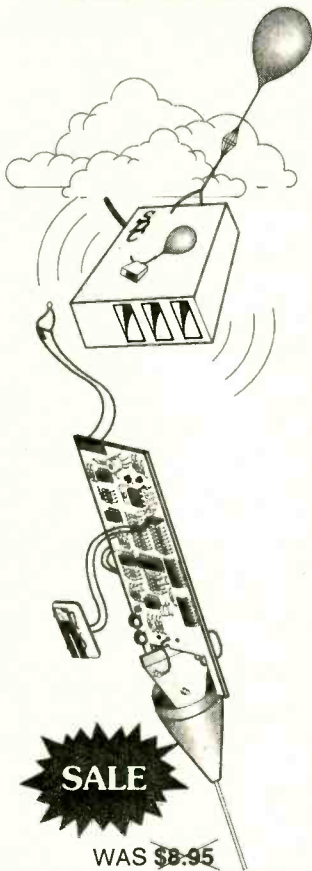
AUTHORS WANTED

Leading subsidy book publisher seeks manuscripts of all types: fiction, non-fiction, poetry, scholarly, juvenile and religious works, etc. New authors welcomed. Send for free 32-page illustrated booklet G-33 Vantage Press, 516 W 34 St., New York, NY 10001

CAPACITOR CLOSE-OUT
SAVE 50% to 75% OFF RETAIL
TOP QUALITY PARTS! WHILE SUPPLIES LAST!
CERAMIC DISC! ELECTROLYTIC! TANTALUM!
AXIAL / RADIAL! PREFORMED / LONG LEAD!
0.01uF / 500vdc Disc @ 7¢ each (That's 50% cheaper than most)
 2.2uF / 50vdc Elec-Radial @ 8¢ each (That's 55% cheaper than most)
 Also, TD-226 Clip-on Heat Sinks @ 15¢ each (That's 60% cheaper than most)
 Send SASA for **FREE** catalog to:
 JDG, Dept. E11, P.O. Box 20809, Raleigh, NC, 27619

SPECTRUM PROBE®
197
255
 This low circuit loading **scope probe** produces a 60 dB **spectrum analyzer** display on your inexpensive scope
EMC RFI
Ask for application notes, specifications, sales & warranty info.
255 Spectrum Probe 30 KHz to 2.5 MHz \$279
107 Probe 1 - 100 MHz \$249 (\$279 extra shielding)
 Accessory Current Adapters: IA5 \$19 IA7 \$29
SMITH DESIGN (215) 661-9107
 207 E. Prospect Ave., N. Wales, PA 19454

THE AMAZING RADIOSONDE



SALE

WAS \$8.95

G5058 \$6.95
2/\$12.00

Very late model Radiosonde made for tracking all types of weather data. These were to be sent aloft attached to a weather balloon (not included). Each is about 10 1/2" long x 3 3/8" thick x 8" wide. Inside of the removable cardboard sleeve is a styrofoam chamber housing a sophisticated 8 IC circuit board which has sensors attached to measure atmospheric pressure, temperature and humidity. As it gathers the information, it transmits the data at about 1.677 gigahertz (GHz). These are prime, brand new units that were waiting shipment from the manufacturer (Space Data Corporation) to the government when the contract ended. These are complete except for the 24V battery (we connected two 9V batteries in series and the unit worked perfectly from them). Sorry, no schematic available. These cost the government a bundle to have made but we are selling them at a giveaway price. Hurry, get your Radiosonde today!

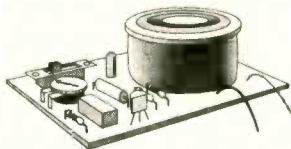
PERSONAL PROTECTOR ALARM



G6152 \$12.95

Ear piercing volume of pulsating 130 dB level is emitted from this small device whenever the strap is pulled out. Great for high school or college students, shoppers, joggers, people on night shifts, etc. The sound from this is impossible to ignore - it's absolutely incredible in intensity. Size of alarm only 2 1/8" x 2 3/4" x 13/16". Has removable belt clip. Operates from one 9V battery (not included). In retail blister pack.

POPULAR ELECTRONIC KITS



We have about 150 different kits. Here's a small sampling.

Insanity Alarm Kit	----- C6240	----- \$6.20
Wheel of Fortune Kit	----- C3806	----- \$13.75
SMD IR Detector Kit	----- C6489	----- \$7.20
Burglar Alarm Kit	----- C6280	----- \$8.75
Phasor Sound Kit	----- C6406	----- \$7.25
Portable Filtered Black Light Kit	---C6471---	---\$23.95
20W + 20W Car Stereo Amp Kit	---C6442---	---\$24.95

BLACKJACK & POKER GAME




G6135 \$19.95

Electronic high-tech game features a large easy to read display and a convenient pocket size. Choose either Poker or Blackjack with the press of a button. Features automatic score keeping and operates from 2 AAA batteries (not included). Blackjack features split, surrender dealer stand on 17, double down on any points insurance when dealer has 11, variable 1 to 20, betting, etc. Poker features automatic 5 point bet per hand, player can hold or draw 0-5 cards, etc. Each game features music for winning hands. Compact fun game for hours of fun. In retail blister pack.

IF YOU CAN'T FIND WHAT YOU ARE LOOKING FOR, CALL FOR A FREE COPY OF OUR LATEST CATALOG. THIS CATALOG CONTAINS OUR ENTIRE PRODUCT LINE OF OVER 3,000 ITEMS AND IT IS STILL GROWING!

ULTRASONIC PEOPLE DETECTOR



**PRICED
TO
MOVE!**

G5809 \$14.95

These are very interesting ultrasonic people detectors. They were designed to open doors at stores when a human approached. They have an adjustable range from 4 ft to 10 ft with a relay contact closure. Made by a company called Microwave Sensors but these use ultrasonic sensor technology. They are the complete circuit board assembly from their model D14 and feature 12VAC or 24VAC operation (use a transformer or our G950 adapter shown on pg. 71 of our catalog), a conical detection pattern, response time of .2 sec, hold time continuous (as long as you are in its field of view), reset time adjustable 1 to 15 seconds, current draw 60 ma idle, 135 ma activated, frequency 47KHZ, contacts N.O. or N.C. 2 amps. They operate on AC only not DC. Great for opening doors, burglar alarms, robotics, automatic voice greeting activation, etc. These are brand new completely functional board assembly (without case). Simple barrier block connection for AC power and SPDT relay contacts hookup. Size of board: 4" x 2 1/8".

THERMAL FUSE



G5907 3/\$1.00
100/\$25.00 • 1,000/\$220.00

Same type found in copiers, hairdryers, toasters etc. These handle great amounts of current, however, when their temperature rating is exceeded they "blow out" permanently for fail safe operation. This one is made by Microtemp. Rated 167°C (333°F). Brand new-prime.

TRANSISTORS BY THE SCOOP



G5071

**Less than
1¢ each**

1 scoop \$5.00
10 scoops (about 5,000) \$40.00

We just purchased close to a 1/2 million prime house numbered transistors made for an OEM. Each is house numbered and has full length leads. They are absolutely first quality - not rejects. We think there are Darlington and small signal NPN transistors. We do know that there is at least 4 different house numbers. Most are regular size TO92 cases however, there are also a few 1 watt TO92 cases. Tremendous value as we are selling them by the scoop. Each scoop holds at least 500 transistors! Sorry we can't separate them, but at this price you can and you'll save a bundle!

SUPER POWER MINIATURE IR TRANSMITTER UNIT

SALE




G5535 \$1.25
12/\$12.00 • 120/\$100.00

Make all kinds of IR remote activated projects with this transmitter and an IR receiver module. These were originally designed to activate a burglar alarm system (which we don't have) by remote control! The transmitter features a red activation button, a dip switch inside to change output code, operation from 9V battery (not included), red LED transmit indicator to show when IR energy is being transmitted and a compact 4 1/4" x 1 3/16" x 3/4" black stylish case. Brand new in blister pack with 2 peel and stick "premise protected" stickers. We also supply an info sheet that shows how to convert this transmitter unit into a programmable IR receiver so a pair of these transmitter units could cover both transmit and receive functions.

SONAR LIGHT

Sound activated bright light for dark areas in your house. These react to tapping, knocking, cries of distress, clapping of hands, snapping of fingers, breaking glass, or if the sensitivity control is turned up, just walking on a floor will turn it on. Light remains on for 2 to 5 minutes (selectable) after sound occurs. It is very sophisticated and has an IC circuit. Will not go on except in darkness. Plugs into a standard 120VAC wall outlet and features a bright light in a compact contemporary case. Needs no batteries-complete and ready to go-no more stumbling around in the dark. In retail blister pack.



G6134 \$7.95


TL084 QUAD OP AMP (SMD)



Prime popular TL084 JFET input tiny SMD case quad op amp.

G6250 79¢

COPPER CLAD ASSORTMENT



G2679 \$5.00

Our best assortment ever. Contains 25 pieces of various size copper clad circuit board blanks. Each is double sided and you will receive thickness types from ultra thin to standard thickness. Minimum size 2" square to a maximum of 6" square. A PC board makers delight.

For Phone Orders Call (602) 451-7454

Or Fax Your Orders To (602) 451-9495

**ELECTRONIC
GOLDMINE**

Minimum Order: \$10.00 plus \$4.00 Shipping and Handling. We accept MasterCard, Visa and Money orders. Canadians and orders that need US MAIL send minimum \$5.00 S&H.

**ELECTRONIC
GOLDMINE**

**P.O. Box 5408
Scottsdale, AZ 85261**

ALFA ELECTRONICS

HIGH QUALITY TEST EQUIPMENT
BEST PRICE



DMM 89 \$199.95

Most Advanced DMM
All Purpose & Communication
-80.7 to 81.4 dBm with 4Ω-1200Ω
20 reference impedances
True RMS
Frequency counter: 0.01Hz-10MHz
Capacitance: 1pF-50,000μF
Measure AC volt to 20kHz
5000 counts, 0.1% accuracy
Auto/manual range, fast bar graph
Min/Max/Ave/DH/Relative/Zoom
Auto power off
Input warning
Splash proof
Volt, amp, ohm, logic, diode, continuity
Ruggedized case
Rubber holster included



DMM 2360 \$119.95

DMM+LCR Meter
Very Versatile DMM
Inductance: 1μH-40H
Capacitance: 1pF-40μF
Frequency: 1Hz - 4MHz
Temperature: -40-302°F
TTL Logic Test: 20MHz
Diode, Continuity
Volt, Amp, Ohm
3999 count display
Peak Hold
Auto power off
Ruggedized case.
Rubber Holster \$8.00
Temperature probe \$7.00



DMM 21 \$74.95

Inductance: 1μH-40H
Capacitance: 1pF-200 F
Frequency: 1Hz-1MHz
Volt, amp, ohm, diode, continuity
3999 count display
TTL logic, HFE
Peak hold
Ruggedized case
Rubber holster \$8.00

Fluke Multimeter
Fluke 12 \$84.95
Holster C-10 \$10
Fluke 70 II \$67.5
Fluke 73 II \$94
Fluke 75 II \$129
Holster C-70 \$16
Fluke 77 II \$149
Fluke 79 II \$169
Fluke 29 II \$169
Fluke 83 \$225
Fluke 85 \$259
Fluke 87 \$287
Fluke 97 Scope Meter \$1785

Full line of DMMs, economy, compact, ruggedized, solar cell, automotive, heavy duty, industrial, starts from \$15.95




LCR Meter 131D \$229.95

Most Advanced LCR
Dual display L/Q or C/D
Inductance: 0.1μH-1000H
Capacitance: 0.1pF-10,000μF
Impedance: 1mΩ-10MΩ
0.7% basic accuracy
Dissipation factor & Q factor
Serial & parallel mode
Relative mode for comparison and to remove parasitics
Statistics, tolerance
Best for design, incoming testing & production
SMD and chip component test probe \$25.00



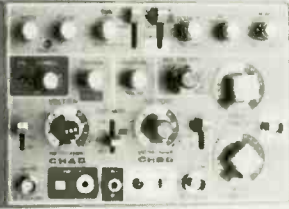
LCR Meter 814 \$189.95

Best Resolution LCR
Inductance: 0.1μH-200H
Capacitance: 0.1pF-20,000μF
Resistance: 1mΩ-20MΩ
1% basic accuracy
Dissipation factor indicates leakage in capacitor and Q factor in inductor
Zero adjustment to reduce parasitics from test fixture
Best for high frequency RF and surface mount components.
SMD and chip component test probe \$25.00, Deluxe carrying case \$5.00



Frequency Counter FC-1200 \$129.95

Frequency: 0.1Hz-1.25GHz
Display: 8 digit LCD
Period: 0.1us-0.1s
Records Max/Min/Average
Data hold, relative mode
Telescoping antenna \$8.00
Deluxe case \$5.00
Also Available:
AC/DC clamp meter, Light meter, Thermometer, pH meter, High voltage probe, Digital caliper, Anemometer, Electronic scale, Force gauge, Tachometer, Stroboscope, Humidity & EMF adapter, Sound level meter, Frequency counter, SWR/field strength/power meter, Dip meter




20 MHz Oscilloscope with Delay Sweep PS-205 \$429.95

Dual Trace, Component test, 6" CRT, X-Y Operation, TV Sync, Z-Modulation, CH2 Output, Graticule Illum, 2 probes each has x1, x10 switch. Best price with delay sweep.
PS-200 20 MHz DUAL TRACE \$339.95
PS-400 40 MHz DUAL TRACE \$494.95
PS-405 40 MHz DELAY SWEEP \$589.95
PS-805 60 MHz DELAY SWEEP \$789.95
Scope Probe: 60MHz x1, x10 \$13, 100MHz x1, x10 \$22


20 MHz Digital Storage Oscilloscope DS-203 \$729.95

Switchable between digital and analog modes
2 K word per channel storage
Sampling rate: 10 M sample/sec
8 bit vertical resolution (25 Lere/div)
Expanded Timebase 10ms/div - 0.5 s/div.
Refresh, Roll, Save all, Save CH2, Pre-Trig
Plotter Control
250MHz x1, x10 \$29, 250MHz x100 \$39




DC Power Supply PS-303 \$159.00

0-30 VDC, 0-3A output
Constant voltage & constant current mode
0.02% + 2mV line regulation
0.02% + 3mV load regulation
1 mVrms noise and ripple
Short circuit and overload protected
PS-8200 with digital voltmeter \$179.00
Also available: 30V/5A, 60V/3A, 60V/5A
16V/10A, 30V/10A



DC Power Supply Triple Output PS-8202 \$499.95

Two 0-30 VDC, 0-3A outputs
One fixed 5VDC, 3A output
Capable of independent or tracking operation
Constant voltage and constant current mode
Four digital meters for volt and current display
Excellent regulation and low ripple
Short circuit and overload protected
Also available: 30V/5A triple output \$549.95
Dual tracking 30V/3A, 30V/5A, 60V/3A, 60V/5A



RF SIGNAL GENERATOR SG-4160B \$119.00


100 kHz-150MHz sine wave in 6 ranges
RF Output 100mVrms to 35 MHz
Internal 1kHz, External 50Hz-20kHz
AM modulation
Audio output 1 kHz, 1 Vrms

AUDIO GENERATOR AG-2601A \$119.00

10Hz - 1MHz in 5 ranges
Output: 0-8Vrms sine wave
0-10Vp-p square wave
Synchronization: ±3% of oscillation frequency per Vrms
Output distortion:
0.05% 500Hz - 50kHz
0.5% 50Hz - 500kHz
Output impedance: 600 ohm

FUNCTION GENERATOR FG-2100A \$169.95

0.2 Hz - 2 MHz in 7 ranges
Sine, square, triangle, pulse and ramp
Output: 5mV-20Vp-p
1% distortion, DC offset ± 10V
VCF: 0-10V control frequency to 1000:1



RF SIGNAL GEN./COUNTER SG-4162 AD \$229.95

Generates RF signal same as SG-4160B
Frequency counter 1Hz - 150 MHz for internal and external source
Sensitivity <50mV

AUDIO GEN./COUNTER AG-2603AD \$229.95

Generates audio signal same as AG-2601A
Frequency counter 1Hz-150MHz for internal and external sources
Sensitivity <50mV

FUNCTION GEN./COUNTER FG-2102AD \$229.95

Generates signal same as FG-2100A
Frequency counter 4 digits
Feature TTL and CMOS output

SWEEP FUNCTION GEN./COUNTER \$329.95

0.5Hz to 5 MHz in 7 ranges
Sweep: Linear 10:1/Log 10:1 20ms to 2s
AM Modulation
Gated Burst, Voltage Control Generator
Generator Control Voltage & 6 digit counter
1Hz-10MHz for internal & external sources

ALFA ELECTRONICS

741 Alexander Rd., Princeton, NJ 08540

(800) 526-2532/(609) 520-2002 15 DAY MONEY BACK GUARANTEE. 1 YEAR WARRANTY
FAX:(609) 520-2007 CALL OR WRITE FOR FREE CATALOG AND BEST OFFER.
Visa, Master Card, American Express, COD. Purchase Order Welcome

CIRCLE 213 ON FREE INFORMATION CARD

100 MHz Cursor Readout Scope 4 ch, 8 traces OS-6101 \$1,499.95



- * 4 independent channels, 8 traces
- * Time/Voltage cursor measurement
- * ALT triggering function for 4 ch.
- * Sweeps to 2ns/div, Delayed Sweep
- * TV Sync, Ch. 1 output, Z-axis input
- * 2 probes(x1, x10)

100 MHz Scope, 4ch. 8 traces Best value all purpose scope OS-6100B \$1,329.95



- * 4 channels, 8 traces
- * High sensitivity 500µV/div
- * Sweeps to 2ns/div, Delayed sweep
- * 20 kV accelerating voltage
- * TV sync, Z-axis input
- * A and B gate output
- * Best price 100 MHz scope
- * 2 probes(x1, x10)

50 MHz Triggering Oscilloscope OS-653 \$699.95



- * Dual Channel
- * Hold Off Function
- * Delayed Sweep
- * Built-in Delay Line
- * TV Sync
- * ALT Triggering
- * High sensitivity 1 mV/div
- * Trigger level lock function
- * Z-axis input, CH1 output
- * 2 probes(x1, x10)

20 MHz Oscilloscope OS-622B \$344.95



- * Dual trace, X-Y operation
 - * TV Sync, Z-axis input, CH 1 output
 - * High sensitivity 1 mV/div
 - * Trigger level lock
 - * 2 probes (x1, x10)
- | | |
|---------------------------------------|-----------|
| OS-645B - 40 MHz Cursor readout..... | \$ 734.95 |
| OS-625B - 20 MHz Cursor readout..... | \$ 545.95 |
| OS-623B - 20 MHz w/Delayed Sweep..... | \$ 449.95 |
| OS-935 - 5 MHz One channel..... | \$ 209.95 |

DC Linear Power Supplies Single Output



- * Constant voltage and constant current mode
 - * Voltage regulation ≤0.01%
 - * Current regulation ≤0.2%
 - * Low ripple and noise
 - * Overload and reverse polarity protection
 - * Features 2 analog or 1 digital meter(PS series)
2 analog or 2 digital meters(PR series)
- | | |
|---------------------------------|----------|
| PS-1830 : (0-18V, 0-3A)..... | \$194.95 |
| PS-1830D : Digital Display..... | \$204.95 |
| PS-1850 : (0-18V, 0-5A)..... | \$204.95 |
| PS-1850D : Digital Display..... | \$229.95 |
| PS-3225 : (0-32V, 0-2.5A)..... | \$199.95 |
| PS-3225D : Digital display..... | \$219.95 |
| PS-6010 : (0-60V, 0-1A)..... | \$199.95 |
| PR-1810H : (0-18V, 0-10A)..... | \$329.95 |
| PR-3060 : (0-30V, 0-6A)..... | \$299.95 |
| PR-6030 : (0-60V, 0-3A)..... | \$299.95 |
| PR-6030D : Digital Display..... | \$399.95 |

Triple Output DC Power Supplies



- * Two variable 0-30VDC, 0-3A outputs
 - * One fixed 5VDC, 3A output
 - * Auto tracking
 - * Auto serial and parallel operation
 - * Constant voltage and constant current mode
 - * Continuous/dynamic load can be selected
 - * Features 4 analog or 2 digital displays
- | | |
|---------------------------------|----------|
| PC-3030 : (0-30V, 0-3Ax2)..... | \$479.95 |
| PC-3030D : Digital display..... | \$509.95 |

Programmable DC Power Supplies



- * High stability, low drift, 4 digit display
 - * Front/rear output-sense switch selectable
 - * Auto step running w/timer settings
 - * 100 point programmability (PPS series)
 - * 50 point programmability (PPT series)
 - * Auto serial and parallel operation (PPT series)
 - * Auto tracking (PPT series), IEEE-488.2 and SCPI compatible command set (optional)
- | | |
|--|-----------|
| PPS-1860G : (0-18V, 0-6A)..... | \$999.95 |
| PPS-3635G : (0-36V, 0-3.5A)..... | \$999.95 |
| PPS-6020G : (0-60V, 0-2A)..... | \$999.95 |
| PPT-1830G : (0-18V, 0-3Ax2, 0-6V, 0-5A)..... | \$1299.95 |
| PPT-3615G : (0-36V, 0-1.5Ax2, 0-6V, 0-3A)..... | \$1299.95 |

Digital Display Function Generator FG-8016G \$239.95



- * Frequency Range: 0.02Hz to 2MHz
 - * Three Instruments in one: Function generator, Pulse generator & Frequency counter.
 - * Sine, Triangle, Square, TTL Pulse and CMOS output
 - * Built-in 6 digit counter with INT/EXT function
 - * 1000:1 tuning range
 - * Variable DC offset control
- | | |
|---|----------|
| FG-8015 Function Generator..... | |
| * 0.02Hz-2MHz (No Counter)..... | \$189.95 |
| FC-8131 Intelligent Counter 1.3GHz..... | \$469.95 |
| FC-8270 Intelligent Counter 2.7GHz..... | \$599.95 |
| UC-2010G Universal Counter..... | \$289.95 |

Digital Multimeter & C Meter DM-8034(3½ digits) \$179.95



- * 8 Function, AC/DC voltage, AC/DC current, resistance
 - * Built-in C meter, diode test and audible continuity check
 - * High voltage 1000V and 20A range
 - * 0.5% basic accuracy
- | | | | | | |
|--|---|---|---|--------------------------------|----------|
| DM-8040 (3½ Digits, True RMS)..... | | | | | |
| * Measures ACV to 50 kHz..... | \$339.95 | | | | |
| DM-8055 (5½ Digits)..... | \$649.95 | | | | |
| * 0.006% basic accuracy <tr> <td>* 1µV, 1mΩ, 1nA resolution <tr> <td>* dBm measurement <tr> <td>* Auto range, relative mode, Max/Min <tr> <td>DM-8055G(5½ Digits, GPIB).....</td> <td>\$889.95</td> </tr> </td></tr></td></tr></td></tr> | * 1µV, 1mΩ, 1nA resolution <tr> <td>* dBm measurement <tr> <td>* Auto range, relative mode, Max/Min <tr> <td>DM-8055G(5½ Digits, GPIB).....</td> <td>\$889.95</td> </tr> </td></tr></td></tr> | * dBm measurement <tr> <td>* Auto range, relative mode, Max/Min <tr> <td>DM-8055G(5½ Digits, GPIB).....</td> <td>\$889.95</td> </tr> </td></tr> | * Auto range, relative mode, Max/Min <tr> <td>DM-8055G(5½ Digits, GPIB).....</td> <td>\$889.95</td> </tr> | DM-8055G(5½ Digits, GPIB)..... | \$889.95 |
| * 1µV, 1mΩ, 1nA resolution <tr> <td>* dBm measurement <tr> <td>* Auto range, relative mode, Max/Min <tr> <td>DM-8055G(5½ Digits, GPIB).....</td> <td>\$889.95</td> </tr> </td></tr></td></tr> | * dBm measurement <tr> <td>* Auto range, relative mode, Max/Min <tr> <td>DM-8055G(5½ Digits, GPIB).....</td> <td>\$889.95</td> </tr> </td></tr> | * Auto range, relative mode, Max/Min <tr> <td>DM-8055G(5½ Digits, GPIB).....</td> <td>\$889.95</td> </tr> | DM-8055G(5½ Digits, GPIB)..... | \$889.95 | |
| * dBm measurement <tr> <td>* Auto range, relative mode, Max/Min <tr> <td>DM-8055G(5½ Digits, GPIB).....</td> <td>\$889.95</td> </tr> </td></tr> | * Auto range, relative mode, Max/Min <tr> <td>DM-8055G(5½ Digits, GPIB).....</td> <td>\$889.95</td> </tr> | DM-8055G(5½ Digits, GPIB)..... | \$889.95 | | |
| * Auto range, relative mode, Max/Min <tr> <td>DM-8055G(5½ Digits, GPIB).....</td> <td>\$889.95</td> </tr> | DM-8055G(5½ Digits, GPIB)..... | \$889.95 | | | |
| DM-8055G(5½ Digits, GPIB)..... | \$889.95 | | | | |

Model DM-392 (3½ digits) \$109.95



- * Auto/Manual ranging (38 ranges)
- * 42 Segment analog bar graph
- * Data Hold/Min-Max memory
- * Relative mode
- * Auto power off
- * Overload protection
- * Audible continuity check /diode test
- * Capacitance: 1pF-40µF
- * Frequency: 0.1Hz-1MHz
- * 20 Amp range
- * Double high energy fused (1A, 20A)
- * 0.3% DCV accuracy
- * AC True RMS (DM-394 only)

- | | |
|---|----------|
| DM-351 : 3½ Digits w/Continuity, Auto Off..... | \$54.95 |
| DM-352 : 3½ Digits, Cap. Freq. hFE, 20 Amp..... | \$79.95 |
| DM-353 : 3½ Digits, Cap. Freq. Temp. hFE..... | \$84.95 |
| DM-391 : 3½ Digits, Auto. Cap. Freq. Min/Max..... | \$99.95 |
| DM-392 : 3½ Digits, Hold, Min/Max 20Amp..... | \$109.95 |
| DM-393 : 3½ Digits, Peak Logic, hFE, Freq..... | \$119.95 |
| DM-394 : 3½ Digits, TRMS, Same as DM 392..... | \$129.95 |

ALFA ELECTRONICS
741 Alexander Rd., Princeton, NJ 08540

(800) 526-2532/(609) 520-2002 15 DAY MONEY BACK GUARANTEE. 2 YEAR WARRANTY
FAX:(609) 520-2007
CALL OR WRITE FOR FREE CATALOG AND BEST OFFER.
Visa, Master Card, American Express, COD, Purchase Order Welcome

CIRCLE 213 ON FREE INFORMATION CARD

Miniature Robots!



Build a real walking robot just 14 cm long!

Muscle Wires Project Book & Deluxe Kit

Create direct linear action with *Muscle Wires*.[®] They actually contract up to 5% when powered! For robots, planes, railroads - anything needing small, strong all-electric motion. Our new info packed 128 page *Project Book* has full plans for *Boris* the motorless robot and 14 other projects. Deluxe Kit includes one meter each 50, 100 and 150 μ m diameter Muscle Wires. *Get moving today!*

#3-168 \$59.95



Electric Piston Deluxe 5-Pack

Incredible miniature cylinders lift 1 pound each! Just 10 cm long, they shorten by 23 mm with just 1 volt, 5 amps. Cycles up to 6 times per minute. Pack has 5 Electric Pistons, one high current battery and complete plans for four unique projects.

#3-137 \$39.95



Robot Builder's Bonanza, 99 Inexpensive Robotics Projects

A huge collection of practical, ready-to-use circuits & devices. Sections on parts, tools, methods, remote control, vision, grippers, navigation & more! 336 pages, 280 illus. A great value for robot builders of all experience levels.

#3-114 \$17.95



Space Wings II - now variable speed

Sleek silver wings flap silently using only 5 cm of Muscle Wire. Perches on your PC, annoys cats! Flaps up to 36 times per minute. With circuit board, parts, detailed instructions. Requires soldering and 2 AA batteries. Makes an ideal introduction to electronics and Muscle Wires.

#3-001 \$19.95



Order Toll Free!

24-hour Voice Order Line - VISA MasterCard

800-374-5764

Request our FREE Muscle Wires Technical Brochure

Mondo-tronics

524 San Anselmo Ave. #107-73
San Anselmo, CA 94960

Questions: 415-455-9330
Fax: 415-455-9333
Internet: info@mondo.com

To Order:
Send check, MO
or credit card info.
All orders add
\$5.00 P & H.
Calif. orders also
add sales tax.

International Orders Welcome! First Class P&H: \$11.00

BEFORE YOU PRESS HERE



PRESS HERE.



In an emergency, help isn't on the way unless someone calls. So before you press on their chest, breathe in their mouth or even check their pulse, call 9-1-1 or your local emergency number.



To learn more about life-saving techniques, call your Red Cross.



B&S SALES

CALL (810) 566-7248 • FAX (810) 566-7258 24 hrs.

Hours: Monday through Friday 8am to 7:30pm EST - Saturday 10am to 3pm.

51756 Van Dyke St. #330, Shelby Township, MI 48316

Free Calculator with order!

CONVERTER

	5	10		5	10
PANASONIC TZ-PC 145362..	\$68	\$64	DRX-3 PJ.....	\$37	\$33
WAVEMASTER	\$65	\$60	DRZ-3 PJ.....	\$38	\$34
DRZ-3 A & B DUAL INPUT.....	\$39	\$35	8528 PJ	\$45	\$42

CONVERTER/DESCRAMBLERS

	5	10		5	10
8600	\$275	\$265	DPV-5	\$145	\$130
8590	\$260	\$250	DP-5	\$125	\$110
8580	\$195	\$185	DRZ-3-DIC	\$95	\$85
DPV-7	\$225	\$215	DRX-3-DIC	\$89	\$79

ADD-ON DESCRAMBLERS

10 LOT SPECIAL

PIONEER GREEN	\$65	J-TVT-GOLD.....	\$42
SA-M80	\$65	J-MINI TVT.....	\$42
J-TNT	\$65	H-MLD 1200-3	\$35
J-PURPLE	\$49		

NOTE: MENTION AD FOR THESE PRICES! NO MICHIGAN SALES

We are now offering a 6 month warranty. In order for warranty to be in effect, this form must be signed and returned. FOR VCR, SECOND, THIRD, ETC. HOOK-UPS.

YES, I agree all units are to be used or resold in compliance with Federal and State laws.

Signature _____ Date _____

NAME _____ ADDRESS _____

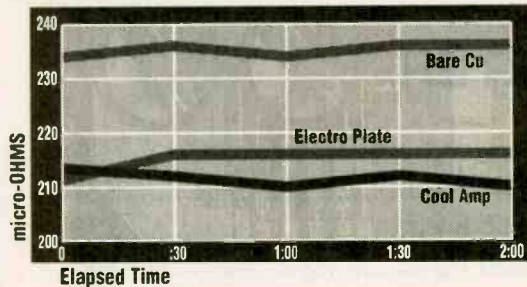
CITY _____ STATE _____ ZIP _____ PHONE _____

It is not the intent of B&S Sales to defraud any pay television operator and we will not assist any company or individual in doing the same.

In recent independent tests Cool-Amp is proven better than electroplating.

(For 50 years we've said Cool-Amp is "equal to" electroplating in performance. It is better.)

Cool-Amp

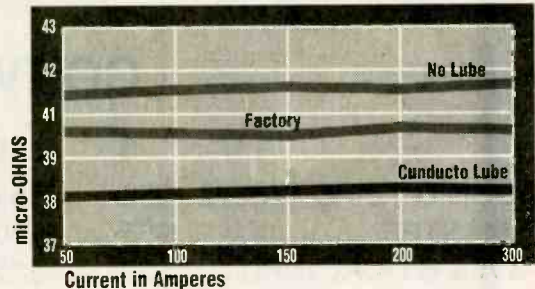


From the report:

"...compare the conducting properties of Cool-Amp silver plating compound with factory silver electro-plated bus and bare copper bus.

"The test results indicated that the contact resistance of the Cool-Amp plated bus connection was slightly lower than that of the electro-plated bus connection and much lower than that of the bare copper bus connection. The final temperature at temperature equilibrium of the bus connection employing Cool-Amp was slightly lower than that of the electro-plated bus connection and the bare copper bus connection..."

Conducto-Lube



From the report:

"...compare the conducting properties of Conducto-Lube lubricant with factory lubrication and non-lubricated connections on an air switch. Identical test setups and procedures were used for each test so that comparative data could be collected and the relative performance of each type of connection could be quantified.

"The test results indicated that the contact resistance of the switch employing Conducto-Lube was generally lower than that of the factory lubricated switch and the switch that used no lubricant."

Cool-Amp How it works:

- Applies *on the job*. Application is simple. Yet Cool-Amp adheres permanently. As tests show, it is better than electroplating.
- Minimizes overheating and power loss by silver plating high amperage connections.
- Saves time, reduces maintenance. Cool-Amp is so simple to apply on the job. It assures maximum conductivity for copper, brass, or bronze contacts and prevents losses due to oxidation.



A one-pound bottle of Cool-Amp silver plating powder plates approximately 6,000 square inches.

Conductivity is demonstrated by inserting test prongs into a container of Conducto-Lube and establishing a circuit. Photo shows low voltage (115 VAC) continuity through container.

Conducto-Lube How it works:

- This is *the* conductive lubricant; highly conductive because it contains pure silver.
- Originally developed to lubricate switches, to the point tension can be adjusted to factory specs allowing full rated capacity of the switch to be maintained at all times.
- Uses have continued to expand—from switches and breakers—to any application where a conductive lubricant is needed.

*Various tests were performed on both products in the Electro-Test, Inc. facilities in Portland, Oregon during January-March, 1994. Evaluation of plating thickness of Cool-Amp was performed by Surface Science Laboratories of Mountain View, California.

COOL-AMP

Conducto-Lube

Cool-Amp Conducto-Lube Company

15834 Upper Boones Ferry Road
Lake Oswego, Oregon 97035
Order factory direct:
503/624-6426, Fax 503/624-6436

Don't Despair...REPAIR!

Here's how to troubleshoot and repair your electronics successfully!

You Can Be Your Own Repair Expert!

For VCRs, camcorders, audio equipment, TV equipment, computer hardware, office equipment, home appliances, automobile electronics, and outdoor equipment.

- Pinpoint and analyze problems quickly.
- Successfully complete repairs with hands-on troubleshooting instructions.
- Become skilled understanding flowcharts and schematic diagrams.
- Confidently use test equipment such as oscilloscopes, frequency counters, and video analyzers.
- Keep your equipment in top condition with effective preventive maintenance techniques.

Continue to Broaden Your Repair Expertise!

You'll receive quarterly supplements, up to 160 pages, with new step-by-step repair and maintenance instructions, valuable schematics and new repair techniques. Learn how to repair a growing variety of appliances with hands-on repair projects that will keep you up-to-date with later models and technology. You'll be thrilled with your ability to repair a growing list of electronic equipment! Supplements may be returned or cancelled at any time.

SAVE \$10

Call our toll-free number, pay by credit card, and mention this ad. We'll deduct \$10!

We'll also waive shipping and handling.

Order today for your 30-day, no-risk review of The Electronics Repair Manual.

**For Faster Service Call TOLL-FREE
1-800-222-WEKA
Or Fax To: 1-800-256-5915**

CIRCLE 312 ON FREE INFORMATION CARD



One Source For All Your Repair Needs!

Better organized than a magazine, more current than a book.

- 900-page manual
- easy-to-follow, detailed instructions
- trouble analysis flowcharts
- safety precaution checklists
- comprehensive replacement parts list
- directory of manufacturers



Order your copy today!

MONEYBACK GUARANTEE

There's no risk in trying the **ELECTRONICS REPAIR MANUAL** to see if it's right for you. If you are not delighted, simply return the manual after the 30-day trial period and receive a prompt refund.



1077 Bridgeport Ave.
Shelton, CT 06484

YES! Please rush me a copy of the new Electronics Repair Manual for only \$59.95 + \$5.50 shipping and handling. I understand that if I am not satisfied I may return the manual within 30 days for a complete refund. Supplements are sent quarterly for 25¢ per page (never more than \$30) and may be returned or cancelled at any time.

My payment is enclosed Bill me later
 Charge my Visa MasterCard

Acct. No. _____ Exp. Date _____

Signature _____

Phone () _____ Signature and phone number are required for all orders.

Name _____

Address _____

City _____ State _____ Zip _____

All payments must be in U.S. funds. Canada add \$10. All other countries add \$15. CT residents add 6% sales tax.

Mail to: WEKA Publishing, 1077 Bridgeport Ave.
Shelton, CT 06484

30371


Toronto Surplus & Scientific

608 Gordon Baker Rd. Willowdale,
 Ontario Canada zip: M2H-3B4
 TEL: (416) 490-8865 FAX: 785-7955



INDUSTRY STANDARD TEKTRONIX 491 SPECTRUM ANALYZER


Covers 10 Mhz - 40 Ghz. Solid state portable unit features internal phase lock, minimum sensitivity is - 100 dBm. A 12.4 Ghz mixer is included with each unit. External mixer kit (40 Ghz) and attenuators are available with purchase of each 491 for \$400.00 extra per set. Price: **\$1,200.00 ea. Checked.**



COLLINS 30L-1 POWER AMPLIFIER


One of the finest mid-size linear amplifiers ever produced specifically for the Premier Ham Radio Operator. It covers the 80,40,20,15 and 10 meter bands in either SSB, CW, RTTY or SSTV modes. Input drive power is 70-100 watts for full output. Power input is 1200watts, @ 115/230 vac 60 Hz. **Output power is 650 watts RF (1000w @ reduced duty cycle).** These units are in **exceptional** condition complete with cables and connectors. If your looking for the amp opportunity of a life time, you've just checked-in!!!

Price: \$695.00 round emblem.



SPECIAL FORCES RADIO SET R-1004/GRC-109 T-784/GRC-109

"Its a dream come true." Complete GRC-109 radio sets including all the goodies as follows:
 - R-1004/GRC-109 Receiver
 - T-784/GRC-109 Transmitter
 - PP-2684/GRC-109 Power supply (AC,DC)
 - PP-2685/GRC-109 Power supply (AC only)
 - CN-590/GRC-109 Voltage regulator
 (For hand crank generator)
 - Plus Headset, Accessory kit with new spare tubes and parts, original manual and cables. These are new in the box. A **FABULOUS** collector item!! **Price: \$350.00 Complete sets only.**




R390A RECEIVER

"The CLASSIC RADIO RECEIVER that is still a great investment". - These units are complete with *orig. meters* and cover the frequency range of 0.5 - 32 Mhz in AM, CW, MCW with direct frequency readout via mechanical digital display -physically complete, less covers.

Price: \$195.00 Used Repairable

"Just arrived" R-390's. They look to be in pretty good shape (no meters). But still a great investment @ **\$165.00 Used Repairable**



RACAL RECEIVER RA 6790/GM

Superior quality and design are standard in this 500Khz-30Mhz general coverage receiver. Modes of operation are AM, FM, CW, U/LSB, ISB -optional, with room for seven bandpass filters. The illuminated LCD display features large readable digits for frequency and mode status as well as AF or RF signal strength. Tuning can be directly entered via keypad or with a tuning knob. Three different gain modes are Manual, Automatic, and Automatic with selectable threshold. Fully Checked & Operational.

Price: \$995.00 Radio only-less filters.

Bandpass Filters: 400Hz/1.2KHz/2KHz/6.8KHz 16KHz/USB/LSB are **\$65.00 ea. max 4 per unit.**



MILITARY STANDARD D.C. GENERATOR

Superior QUALITY plus rugged design are features of this deluxe 2 cylinder 4 stroke gasoline generator. The control panel contains meters for voltage & current indication, main circuit breaker and voltage adjustment. Shielded wires and plugs comprise the RFI suppression ignition system eliminating most radio noise. These units are "new" in the original carton complete with operators manual and only require fuel and oil for operation, output voltage is adjustable approx 10-32v (28v nom) @ 53.3A (1.5Kw) continuous duty load. **Price: \$295.00 New in Orig Carton. You will be impressed!!!**

Weight = 121 lbs. Dim = L 27" x H 18" x W 20"



COLLINS KWM-2A TRANSCEIVER


A classic HAM 100w transceiver. These units are true to the classic collins style and quality, built to last more than a lifetime. Limited quantity !!!

Price: \$595.00 with piggyback pwr-supply.

: \$445.00 complete as-is w/pwr supply.


**All Prices in U.S. Dollars
 Please include telephone/fax
 number with mail-in orders.
 Orders must be prepaid by
 guaranteed instrument.**

Manuals available at extra cost



STATIC FREQUENCY CONVERTER

Finally a simple way to power up all that 400 cycle stuff. This is a completely self contained solid state converter that just plugs in to any 115vac 60 Hz power source and provides easy instant 400Hz single phase 115vac output @500 watts.
Price: \$395.00 ea. New in Original Carton
 Dim=L21"xW12"xH15" Weight=99lbs




TEKTRONIX 465B

Proof is in the pudding when it comes to this instrument's track record. There's no doubt, that popularity speaks many languages when speaking of the "465B". This excellent instrument continues the tradition of the standard 465 oscilloscope by adding useful features such as CH-1, CH-2 sum or difference, trigger view in any combination, alternate sweep and trace selection versatility. Many technicians dream of owning a quality 100-MHz oscilloscope, but funding rarely permits. Fortunately, we were recently able to acquire a limited supply of 465B-s in nearly new condition. Our **LOW PRICES** will likely permit "you" to own one of the best scopes anywhere in the country. If your needs are current and action *swift* you too will be a member of a growing club!!!

SELECTED EXCELLENT COND.....\$849.00

VERY GOOD CONDITION.....\$695.00

These instruments are fully checked out and calibrated. They are supplied with an original front panel cover and complete service manual. Original TEK Probes are \$75.00 each with each purchase.



NIDA ELECTRONIC TRAINER

For those of you with limited funds this system provides you with the most essential instruments in one system. It incorporates the following:

- 10MHz oscilloscope
- Autoranging DVM
- Function generator
- "3" variable dc power supplys
- "1" variable ac power source
- Precision decade resistance
- Speaker and 2 analog meters

This unit comes complete with a number of electronic experiments assembled on easy to use plug-in cards. **Price: \$365.00**

Just Arrived- \$35.00


8-DAY AIRCRAFT CLOCK

1-7/8" dial

Great collectors item for the ham shack, fifties vintage funct/chkd.



HP 8565A SPECTRUM ANALYZER .01-40GHz.....	\$6250.00
HP 8558A SPECTRUM ANALYZER .01-1.5GHz.....	\$2750.00
HP 8559A SPEC-ANALYZER .01-22GHz.....	\$4995.00
HP 8160A OPT-20 PROG PULSE GEN.....	\$3995.00
HP 4260A LCR BRIDGE.....	\$ 385.00
HP 3551A TRANSMISSION TEST SET.....	\$ 950.00
EXACT 566 SWEEP/FUNCTION GEN.....	\$ 345.00
BOONTON 82AD AM/FM MOD-METER.....	\$1275.00
TEKTRONIX 7L13 SPEC-ANALYZER 1KHz-1.8GHz.....	\$3250.00
TEKTRONIX 7L12 SPEC-ANALYZER 100KHz-1.5GHz.....	\$2700.00
TEKTRONIX DA4084 PROG-DIST-ANALYZER/w	
TM5003 MAINFRAME.....	\$1790.00
TEKTRONIX 520 VECTORSCOPE.....	\$1200.00
TEKTRONIX 7104 1GHz OSCILLOSCOPE.....	\$3750.00



MARCONI SYNTHESIZED SIGNAL GENERATOR Model 2018

Freq range 80KHz-520Mhz with calibrated output levels from -127 dBm to +13dBm. Resolution 10Hz. It can be freq, phase or amplitude modulated from ext or int modulation sources. RF output resolution is 0.1dB, reversepower protection of up to 50W is possible without damage to the instrument. This instrument is microprocessor controlled and very easy to use, a must for any serious repair or development lab. **Price : \$1750.00 Checked**

•EIP 351D 18 GHz FREQ COUNTER.....	\$ 950.00
•GOULD RS 3800 PROGRAMABLE CHART RECORDER/w	
MOD 5900 SIG CONDITIONER & DC AMPS (NEW).....	\$6500.00
•ROHDE & SCHWARZ SIG GENERATOR 4-484MHz.....	\$ 500.00
•SOUND TECHNOLOGIES DIS MEAS SYSTEM.....	\$1200.00
•SCHENCK DYNAMIC BALANCING MACHINE MOD CAB570	
WITH- BED, SENSORS & MANUAL.....	\$4500.00
•GOULD 220 CHART RECORDER.....	\$ 950.00
•IFI MOD 404 WIDEBAND LABORATORY AMP -	
.01-250MHz @ 2.5Kw POWER OUTPUT.....	\$ CALL
•ENI MOD 310L 150KHz-110MHz @ 50db GAIN.....	\$ 765.00
•ENI MOD 406L 150 KHz-250MHz @ 40db GAIN.....	\$ 850.00
•TEKTRONIX 1502 TDR w/CHART REC.....	\$2200.00
•MARCONI MOD 2018 SYNTHESIZER.....	\$1750.00
•MARCONI MOD 2019 SYNTHESIZER 1024MHz.....	\$2800.00



PDR-63 PORTABLE RADIAC METER

This portable radiac set is loaded with all kinds of extras featuring six ranges of sensitivity for both Gamma or Beta radation measurements. The 1st scale 0-1 rad/hr up to 0-5000 rad/hr. The unit comes supplied with headset & bat/charger. Req's only 4 AA Batteries. **Price: \$149.95**

•PRC-25 TRANSCEIVER (TACTICAL).....	\$ 250.00
•COLLINS 651S-1 RECEIVER.....	\$1250.00
•R392 RECEIVER 5-30MHz.....	\$ 165.00
•TI95 100w COMPANION XMTR TO 392.....	\$ 85.00
•RACAL TACTICAL R2Tx PRM-4090 20-80 Mhz.....	\$ 850.00
•TRANSWORLD TW-100 PORTABLE TRANSCEIVER	
SYNTHESIZED, AUTO TUNE, 100WATTS.....	\$2295.00
•GRT-22 UHF POWER AMPLIFIER.....	\$ 200.00
•COLLINS 30L-1 POWER AMP.....	\$ 355.00
•TRANSWORLD TW1500 1-Kw BROADBAND AMP -	
w/POWER SUPPLY.....	\$2500.00
•R 1051B FOR PARTS ONLY NOT FUNCT CHECKED...\$	100.00
•COLLINS 516-F2 PWR SUPPLY(USED).....	\$ 85.00
•HARRIS RF280 HF/TACTICAL TRANSCEIVER.....	\$1500.00
•LEXEL MOD 75 HIGH POWER ARGON LASER.....	\$1500.00

BLOWOUT!

TIMELINE INC.

Over 8 years and 23,000 customers and still growing.

BLOWOUT!

LIQUID CRYSTAL DISPLAYS

160 x 128 dot LCD with Built-in controller. (T6963C)

20 character x 16 line capability.

\$79.00 2 for **\$149.00**

Mfr: Toshiba TLX-1013-EO.

Unit is EL back-lit Dim: 5" 1/16 L x 4" 1/16 H.

The built-in controller allows you to do text and graphics without adding an additional controller card.

Alphanumeric—parallel interface

16 x 1	3 for \$25.00	16 x 2	\$8.00
20 x 2	\$12.00	16 x 4	\$25.00
20 x 4	\$25.00	24 x 2	\$12.00
32 x 4	\$20.00	40 x 2	2 for \$25.00
40 x 4	\$25.00	4 x 2	\$5.00

5V power required • Built in C-MOS LCD driver & controller • Easy "Microprocessor" interface • 98 ASCII character generator • Certain models are backlit, call for more info.

Graphic and alphanumeric—serial interface

Size	Mfr.	Price
640 x 480	Epson	\$50.00
640 x 400 (backlit)	Panasonic	\$35.00
640 x 200	Toshiba	\$19.00
480 x 128	Hitachi	\$15.00
256 x 128	Epson	\$25.00
240 x 128 (backlit)	Optrex	\$20.00
160 x 128	Optrex	\$15.00

LASER PRODUCTS

HeNe Laser Head (10mW max. output) TEM00, 15.5" long MFG:NEC **\$99.00**
Laser Power Supply (for HeNe tube) **\$100.00**

LASER SCANNER ASSEMBLY \$29.00

Assembly intended for a laser printer. Includes laser diode, polygon motor (6 sided) and misc. optics and lenses.

LASER DIODE (5mW) with collimator \$20.00

LASER DIODE: Sharp part#: LT022MC
5mW at 780nm, single transverse mode \$10.00

NETWORK

IRMA BOARD 8 bit \$99.00

Links 3270 mainframe systems to IBM PC

Proton ProNet-4 Model p1347 Token Ring Board \$79.00

16 bit • 4 Mbps • IEEE 802.2 and 802.5 compatible • twisted pair • interoperable with IBM Token Ring network

POS & BAR CODE

MAGNETIC CARD READER \$25.00

Includes: • 20 character dot matrix display with full alpha-numeric capability • keypad with full alpha-numeric entry • separate 7.5 VDC/0.5 Amp power supply • standard telephone interface extension cord • lithium battery and flat-cone speaker.

HP bar code wand (HBCS 2300).....\$35.00

POWER SUPPLIES

73 WATT SWITCHING \$15.00 or 2 @ \$25.00, (2) 4 pin power connectors attached • 115/230 Volt, Dim: 8.5" L x 4.5" W x 2" H • Output: +5V @ 2-9.75 A, +12V @ 0-1.5 A, -5V @ 0-0.4 A, -12V @ 0-0.5 A

68 WATT SWITCHING \$12.00 or 2 for \$20.00, 115/230 Volt, Dim: 5.5" L x 3.2" W x 1.7" H • Output: 5V @ 4 A, 12V @ 4 A

MISCELLANEOUS

ADAPTEC 4070A (RL) OR 4000A (MFM) SCSI Controller, your choice \$40.00

IBM 370 option XT and AT emulation boards \$50.00

23605 TELO Ave, Torrance, CA 90505

Order desk only: USA: (800) 872-8878 CA: (800) 223-9977

L.A. & Technical Info: (310) 784-5488 Fax: (310) 784-7590

OEM INQUIRIES WELCOME

MONITORS

Non-Enclosed TTL

Comes with pinout. 12V at 1.4 Amp input. Horizontal frequency 15 KHz. Ability to do 40 and 80 column.

5 inch Black & White.....\$35.00
7 inch Amber.....\$39.00
9 inch Amber.....\$29.95
12" Green or B & W.....\$19.95

Enclosed

9" Green BNC composite 115V/230V\$69.00
12" White BNC composite 24V.....\$79.00

Mfr: Electrohome • For Very High Quality Medical and Industrial Applications

5" COLOR MONITOR \$69.00

• Flat Faceplate • 320 x 200 Dot Resolution **2 for \$109.00**

• CGA & Hercules Compatible

• 12 VDC Operation • 15.75 KHz Horiz. Freq.

• 60 Hz Vert. Sync. Freq. • Open Frame

Construction • Standard Interface Connector

• Degaussing Coil Included • Mfg.: Samtron



CHARGE COUPLED DEVICES

MATRIX TYPE



"The Spy In The Sky" \$49.00

Sony CCD Imager - designed for black and white composite video cameras. Picture elements: 384 (H) x 491 (V)

Chip size 10.7 (H) x 9.3 (V) mm² • Unit cell size 23.0 (H) x 13.4 (V) um² • Ceramic 24 pin DIP package. • Mfr: Sony, Part# 016AL

4096 element CCD \$29.00

LINEAR TYPE

2048 element CCD \$15.00 • 1728 element CCD \$15.00

HACKER CORNER

Proxim — Spread Spectrum RF Modem \$99.00

The Proxlink is a small communication device that replaces the usual cable hook-up with wireless (Radio Frequency) technology. Each mo the functions of an RS-232 compatible modem (or any other RS 232 transmitter/receiver operating in the 902-928 MHz band. Indoor rang feet possible using standard 1/4 wave antenna. Units support data r K/Baud (full duplex) and uses multiple channels to allow for no overlapping systems. Message format is 8 data bits, no parity, and unit requires 5 VDC supply at a maximum of 230 mA. A w configurations can be accommodated with parameters stored in memory (EEPROM). Configuration changes are supported by me board software. Installation schematics and application details Original cost on these units is around \$600.

Portable Micro Terminal

Flip up LCD display (9-16 VDC) • Can communicate with an computer having RS 232 port • Can communicate with another Microterminal • Use by itself as electronic notebook • Onboard microprocessor, data RAM (32K) and Video RAM (64K) • Complex built in diagnostics and set up capabilities. • Original intention for POS applications • display size 40x16 (256 x 128 pixels.) Dimensions: 6.3" W, 11"L, 2"H. (With LCD up height is 7.1")

All in one 286 board


Includes: • 286-12MHz CPU (1 wait state) • Built in IDE & floppy con coprocessor socket • FAST! on board SVGA with 256K RAM • 2 serial ports, 1 printer port, mouse port • EMS-LIM ver 4.0 memory & shadow RAM support • Up to 8 mb memory (256K or 1 Mb SIMMS) • Comes with OK on board • On board speaker • REAL TIME CLOCK • Phoenix BIOS • Note: There is one long non standard bus connector on board

Minimum Order: \$20.00. Minimum shipping and handling charge \$5.00. We accept cashiers checks, MC or VISA. No personal checks or COD's. CA residents add 8.25% sales tax. We are not responsible for typographical errors. All merchandise subject to prior sale. Phone orders welcome. Foreign orders require special handling. Prices subject to change without notice. 20% restocking fee for returned orders..

*****3-DIGIT 605
0A
109976093 1#390736
FEB 95
UCNT
#H701
IL 60506-2513
BERT DAHM
AND AV


NEW BASIC STAMPS!®

Stamp-Sized Modules Run BASIC




BASIC Stamp I Module (BS1-IC)

8 general-purpose I/O lines
256-byte program space (100 instructions)
4-MHz clock (2400 baud serial, etc.)
\$29, \$39 with carrier board*



BASIC Stamp II Module (BS2-IC)

16 general-purpose I/O lines
2048-byte program space (600 instructions)
20-MHz clock (9600 baud serial, etc.)
\$49, \$59 with carrier board*



They're here! These new BASIC Stamp modules are the latest computers. These modules are perfect for numerous applications, trains to monitoring factory sensors. They have 8 or 16 I/O lines, which of digital and analog purposes. And like the original BASIC Stamp, these modules are programmed in BASIC. Our special "PBASIC" language includes familiar instructions, such as GOTO, FOR...NEXT, and IF...THEN, as well as SBC instructions for serial I/O, pulse measurement, and button debounce. In the new BS2-IC, there are even instructions for interfacing to popular devices from other companies, such as the Dallas Semiconductor "Time-In-a-Can" real-time clock.


in BASIC Stamp from controlling model can be used for a variety

*Carrier board provides battery clips, prototype area, and PC connector.

The BASIC Stamp Programming Package contains everything you need to program Stamps using your PC. The package includes our editor software, programming cables, manuals, application notes, and free technical support. The package is available for \$99; Stamps must be purchased separately.

PIC16/17Cxx DEVELOPMENT TOOLS

New prices make PIC development more affordable




ClearView™ In-Circuit Emulators

20-MHz in-circuit debugging for PIC16C5x/64/71/84/...
Set breakpoints, step through code, and modify registers.
Friendly DOS and Windows software.
\$499 each! (separate units for "5x" and "xx" PICs)

PIC Programmer Hobbist Pack

Programmer for PIC16C5x/64/71/74/84/...
Documentation on disk.
User-supplied cables and power supply.
Just \$99!



3805 Atherton Road, #102 • Rocklin, CA 95765 • USA
(916) 624-8333 • Fax: 624-8003 • BBS: 624-7101

ClearView is a trademark and BASIC Stamp & the Parallax logo are registered trademarks of Parallax, Inc. • PIC is a registered trademark of Microchip Technology, Inc. Features and prices subject to change without notice. • Prices are U.S. prices only; prices in other countries may vary.

CIRCLE 195 ON FREE INFORMATION CARD

DC-2000 MHz AMPLIFIERS




In plastic and ceramic packages, for low-cost solutions to dozens of application requirements, select Mini-Circuits' flatpack or surface-mount wideband monolithic amplifiers. For example, cascade three MAR-2 monolithic amplifiers and end up with a 25dB gain, 0.3 to 2000MHz amplifier for less than \$4.50. Design values and circuit board layout available on request.

It's just as easy to create an amplifier that meets other specific needs, whether it be low noise, high gain, or medium power. Select from Mini-Circuits' wide assortment of models (see Chart), sketch a simple interconnect layout, and the design is done. Each model is characterized with S parameter data included in our 740-page RF/IF Designers' Handbook.

All Mini-Circuits' amplifiers feature tight unit-to-unit repeatability, high reliability, a one-year guarantee, tape and reel packaging, off-the-shelf availability, with prices starting at 99 cents.

Mini-Circuits' monolithic amplifiers...for innovative do-it-yourself problem solvers.



Models above shown actual size

from **99¢** Unit price \$ (25 qty)

PLASTIC SURFACE-MOUNT	MAR-1	MAR-2	MAR-3	MAR-4	MAR-6	MAR-7	MAR-8	MAV-11
add suffix SM to model no. (ex. MAR-ISM)	1.04	1.40	1.50	1.60	1.34	1.80	1.75	2.15
	MAV-1	+MAV-2	+MAV-3	MAV-4				
	1.15	1.45	1.55	1.65				
CERAMIC SURFACE-MOUNT	RAM-1	RAM-2	RAM-3	RAM-4	RAM-6	RAM-7	RAM-8	
	4.95	4.95	4.95	4.95	4.95	4.95	4.95	
PLASTIC FLAT-PACK	MAV-1	+MAV-2	+MAV-3	+MAV-4				MAV-11
	1.10	1.40	1.50	1.60				2.10
	MAR-1	MAR-2	MAR-3	MAR-4	MAR-6	MAR-7	MAR-8	
	0.99	1.35	1.45	1.55	1.29	1.75	1.70	
Freq.MHz,DC to	1000	2000	2000	1000	2000	2000	1000	1000
Gain, dB at 100MHz	18.5	12.5	12.5	8.3	20	13.5	32.5	12.7
Output Pwr. +dBm	1.5	4.5	10.0	12.5	2.0	5.5	12.5	17.5
NF, dB	5.5	6.5	6.0	6.5	3.0	5.0	3.3	3.6

Notes: + Frequency range DC-1500MHz ++ Gain 1/2 dB less than shown

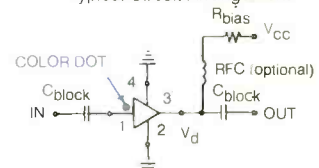
designer's kit, KH-1 available only \$59.95 includes:
40 AMPLIFIERS* 10 MAR-1, 10 MAR-3, 10 MAR-4, 10 MAR-8
150 CAPACITORS* 50 100 pf 50 1,000 pf 50 10,000 pf

740 PAGE RF/IF DESIGNER'S HANDBOOK

- MIXERS • POWER SPLITTER/COMBINERS • AMPLIFIERS • ELECTRONIC ATTENUATORS
- I&Q/OPSK MODULATORS • ATTENUATORS/TERMINATIONS • DIRECTIONAL COUPLERS
- RF TRANSFORMERS • DIGITAL ATTENUATORS • PHASE DETECTORS • SWITCHES/DRIVERS
- FILTERS • LIMITERS • FREQUENCY DOUBLERS

*values or models may be substituted without notice, depending on supplies.

Typical Circuit Arrangement



finding new ways...
setting higher standards

Mini-Circuits™

P. O. Box 350166, Brooklyn, New York 11235-0003 (718) 934-4500 Fax (718) 332-4661

Distribution Centers/NORTH AMERICA 800-654-7949 • 417-335-5935 Fax 417-335-5945 EUROPE 44-252-835094 Fax 44-252-837010

CIRCLE 193 ON FREE INFORMATION CARD