

Radio-Electronics

THE MAGAZINE FOR NEW IDEAS IN ELECTRONICS

**BUILD THIS
DIGITAL FREQ DISPLAY**
for FM/AM receivers—tells time too

**PINK-NOISE
GENERATOR**
build for hi-fi testing

PROGRAMMABLE TV GAMES
Atari—Bally—Coleco—
Fairchild—RCA—APF

CB CIRCUITS
unusual designs
in today's sets

**TESTING PHONO
CARTRIDGES**
you can do it yourself



PLUS

★ Z-80 Computer Corner ★ Lab Test Reports Of Sansui
AU-717 Stereo Receiver & Dual C-339 Cassette Deck ★
Hobby Corner ★ Service Clinic ★
Equipment Reports ★



GET MORE FOR YOUR DUDS!

PTS OFFERS GREATER VALUES FOR DUD TV MODULES

PTS is into module rebuilding in a big way, and we'll buy all the dud modules you can lay your hands on. Check your shop. Whether you have one or 101, PTS will give you more for your dud TV modules.

COMPARE!

| A FEW EXAMPLES OF DUD MODULES | PTS PAYS TOP DOLLAR FOR: |
|-------------------------------|--------------------------|
| MODULE | OEM DUD VALUE |
| Quasar 65534A82-B-If | \$13.05 |
| RCA MCK001A/141224 | \$10.00 |
| Zenith 150-162 | \$10.48 |
| | PTS DUD VALUE |
| | \$14.20 |
| | \$11.40 |
| | \$12.20 |

If you have a large quantity of dud TV modules send us a list of brand* and module numbers and we'll advise you of the value. Contact the PTS Servicenter nearest you for more information.

*Acceptable brands are Admiral, GE, Magnavox, Montgomery Ward, Philco, Quasar, RCA, Sears/Warwick, Sylvania and Zenith. Do not include ceramic encapsulated, broken or cannibalized modules. PTS reserves the right to reject any or all modules.

PTS ELECTRONICS, INC.

Consult Your Telephone Directory for the PTS Servicenter Nearest You.


CIRCLE 27 ON FREE INFORMATION CARD

www.americanradiohistory.com



Formerly
RCA
Instruments

"I'm a VIZ circuit tester."



"It seems like some instrument companies expect the customer to do the quality control testing on their instruments. I've heard of a case where someone had to buy three or four DMMs before he got one that worked right. Not so with VIZ.

"We test and calibrate every instrument before it leaves the factory. No company can beat that, and few come close. The circuit-tester seal on each VIZ instrument ensures that you're getting the highest accuracy and long-term stability possible.

"In fact, in the two years since VIZ took

over the test instrument business, returns for repair have been almost nonexistent. However, should you have a problem, our nation-wide network of sophisticated service centers guarantees that you'll get your instrument back fast. Check this out with your VIZ distributor — he'll confirm our reputation.


"Because I test all circuits here, you can be confident when you test your circuits with VIZ instruments!"

VIZ Test
Instruments Group

335 East Price Street Philadelphia, PA 19144 (215) VI-4-2626



The Circuit Tester line
Accuracy and stability assured



**The CK-3000 fits more color sets than any other test jig.
End of sales pitch.**

At your local Sy varia distributor.
GTE SYLVANIA

rosenblum

Radio-Electronics®

THE MAGAZINE FOR NEW IDEAS IN ELECTRONICS

Electronics publishers since 1908

JANUARY 1978 Vol. 49 No. 1

SPECIAL SECTION

- 33 **What You Need to Know About Handy Tools and Gadgets.**
by Forest Bell
34 **Coping With Wire & Cable**
37 **Handy Tools Speedup Service**
40 **Tricks of Soldering & Desoldering**

BUILD ONE OF THESE

- 21 **Digital Frequency Display for FM/AM Tuners**
Add on device reads tuned frequency directly and when the tuner is off, the readout becomes a clock. by Gary McClellan
43 **Pink Noise Generator**
It's easy to build; measures only 5 cubic inches; and is great for hi-fi testing. by Jeff Mazur

COMPUTERS

- 68 **Z-80 Computer Corner**
How the Z-80 instruction set compares to the 8080 instruction set. by William Barden, Jr.

CB

- 48 **Novel CB Circuits**
Unusual approaches to common transceiver problems. by Robert F. Scott

GENERAL ELECTRONICS

- 4 **Looking Ahead**
Preview of tomorrow. by Dave Lachenbruch
46 **Programmable TV Games**
A photo report on some of the newest ones to reach the market. by Warren Black
66 **Hobby Corner**
Potpourri of hints and circuits. Something for everyone. by Earl "Doc" Savage, K4SDS

STEREO HIGH-FIDELITY

- 51 **Testing Hi-Fi Cartridges Yourself.**
Using available test records to check-out your cartridge. by Len Feldman
58 **R-E Lab Tests Dual Cassette Deck**
Dual C-939 rates an "Excellent."
60 **R-E Lab Tests Sansui Stereo receiver**
Sansui AU-717 gets an "Excellent"

TELEVISION

- 70 **Jack Darr's Service Clinic**
Finding a replacement power transformer.
70 **Service Questions**
Jack Darr solves technician problems.

EQUIPMENT REPORTS


- 20 **Simpson Model 461 Digital Multimeter**
30 **Triplet Model 64 FETVOM**
31 **Sencore CB44 Scope Frequency Converter**

DEPARTMENTS


- | | |
|-------------------------------------|---------------------------|
| 96 Advertising Index | 86 Market Center |
| 14 Advertising Sales Offices | 6 New & Timely |
| 14 Editorial | 78 New Products |
| 16 Letters | |

ON THE COVER

Sitting atop the stereo receiver is this month's featured construction project. It provides a digital readout of the frequency that the receiver is tuned to. Works with AM/FM receivers; and, when not displaying frequency, it's a digital clock. For complete details on how to build your own, turn to page 21.



HANDY TOOLS AND GADGETS for the hobbyist, experimenter and service technician that will make life a little easier and will give your work that professional look. Story starts on page 33.



HOW TO TEST PHONO CARTRIDGES yourself by using readily available test records. The waveforms shown are recorded on a test record to test for IM distortion. For the whole story, turn to page 51.

Radio-Electronics, Published monthly by Gernsback Publications, Inc., 200 Park Avenue South, New York, NY 10003. Phone: 212-777-6400. Second-class postage paid at New York, NY and additional mailing offices. One-year subscription rate: U.S.A., U.S. possessions and Canada, \$8.75. Pan-American countries, \$10.25. Other countries, \$10.75. Single copies \$1.00. © 1977 by Gernsback Publications, Inc. All rights reserved. Printed in U.S.A.

Subscription Service: Mail all subscription orders, changes, correspondence and Postmaster Notices of undelivered copies (Form 3579) to Radio-Electronics Subscription Service, Box 2520, Boulder, CO 80322.

A stamped self-addressed envelope must accompany all submitted manuscripts and/or artwork or photographs if their return is desired should they be rejected. We disclaim any responsibility for the loss or damage of manuscripts and/or artwork or photographs while in our possession or otherwise.

As a service to readers, Radio-Electronics publishes available plans or information relating to newsworthy products, techniques and scientific and technological developments. Because of possible variances in the quality and condition of materials and workmanship used by readers, Radio-Electronics disclaims any responsibility for the safe and proper functioning of reader-built projects based upon or from plans or information published in this magazine.

looking ahead

FCC 4-channel tests: In connection with its current investigation of the need for discrete quadriphonic FM broadcasting standards (see **Radio-Electronics**, November, 1977), the FCC recently ran some rather elaborate subjective listening tests with fairly surprising results.

The Commission's laboratories compared the discrete quadriphonic (4-4-4) system using a 4-channel tape deck, RCA's discrete broadcasting system (4-3-4) and three matrix systems (4-2-4) using encoders and decoders. The 4-2-4 systems were CBS's SQ, Sansui's QS and BBC's "H" system.

As might be expected, the 4-4-4 discrete system came out on top—but not by nearly so large a margin as might be expected. In music-listening, 52% preferred discrete and the remaining 48% thought SQ was better. And 58% of the listeners preferred SQ over the H system; 61% thought it was better than 4-3-4 discrete; and 77% liked it better than QS. When asked to pinpoint the direction from which sounds came, SQ and the other matrix systems didn't do nearly so well as 4-4-4 discrete. But the FCC researchers wonder in the report just how important this directionality is, since many of the test panel members preferred that the rear speakers carry "only ambient or reverberated material," presumably because they had been conditioned by concert-hall experiences.

Since matrix 4-channel broadcasting is permitted right now by the FCC and discrete quadriphonics will require elaborate rule-making, the Commission's lab tests appear at first to favor matrix over discrete and to imply that complex legal proceedings on discrete may be a waste of time. But the report on the tests specifically notes that "extreme care must be exercised in choosing the system so that future developments in multi-channel sound will not be stifled."

Zenith's problems: Zenith, America's largest manufacturer of color and monochrome television, also has been the most outspoken in crusading against what it considers to be unfair competition by the Japanese TV makers on the American market. It has emphasized that most of its products are American-made, even though it owns feeder plants in Mexico and Taiwan. It has been called, in fact, the last "American" manufacturer of TV and stereo. While its competitors gradually shifted subassembly and some final-assembly plants to overseas locations, Zenith has resisted the trend.

When the company found it was faced with the possibility of a loss for the third quarter in spite of near-record color TV and stereo sales, it bit the bullet and decided it could hold out no longer. First, it eliminated all basic research projects, continuing only developments which lead directly to products. Then the ax really fell. Zenith announced it would cut its U.S. payroll by about 25%, eliminating 5,000 production jobs and 600 salaried workers, enlarging its Mexico and Taiwan TV operations and moving all stereo out of the U.S.

Slipped disc: Sorry to use the headline so many times, but it continues to be apropos of the videodisc situation. If you recall our exciting episode of last November, you'll

remember that RCA decided it was worth postponing the introduction date of its videodisc system in order to extend the playing time to one hour per side, or two hours per disc (**Radio-Electronics**, November, 1977). So RCA has an indefinite introduction date for its system.

Now, along come Philips and MCA, which had been saying for the past year that their optical videodisc system would get its test-market premiere at the end of 1977 or the start of 1978. Suddenly they have decided it's time for a change. They originally had planned to introduce a one-sided disc which played for 30 minutes. Now, like RCA, they have been bitten by the long-play bug and have developed a two-sided disc which will play for at least one hour. Now this will require changes in the new player, and that will take some time. So the first small-scale market introduction of the MCA-Philips optical videodisc system (by Philips' subsidiary Magnavox) is now tentatively scheduled for late '78.

Projection TV: More than 50 manufacturers are currently assembling small-screen TV sets, lenses and screens into simple projection TV systems. You see these most often in bars and taverns, but a good number are finding their way into homes. You can build your own by buying the components from several vendors. If the room is fairly dark, most of these systems work quite well.

These systems came along after Advent set the pace with its three-tube system. The single-tube projector became a relatively low-priced alternative to Advent. Now we're going to start to see a large number of three-tube Advent competitors. First, there is the unit by Projection Systems Inc. (PSI), selling for a little more than some of the Advents (\$5,000 and up), but providing an excellent picture. Unique systems using various new ideas, but basically representing three-tube projectors, will be offered soon by Electronic Systems Products and Marv Hodges Instruments. These are not very well-known firms. So who else is in the race? Well, the Japanese are. Mitsubishi very soon will offer a system called "VSS" (for Video Scan System) here in the U.S. at somewhat less than \$3,000. Panasonic will have its own three-tube system in a one-piece furniture unit, for sale here probably some time in 1978. Sharp has shown a three-tube projector in Japan and presumably will offer it in the U.S. Sony, which has long had a one-tube projector, is expected to add a multitube unit with higher brightness.

How about major American TV makers? Well, at one time or another, Zenith, Magnavox and Admiral have worked on three-tube systems, but only Admiral seems to be continuing its efforts and nothing is expected to come of them until 1979 at the earliest.

Who else? GE for one. The company has long been a leader in high-priced professional projection TV equipment, and is expected to come into the consumer market with a unique system priced under \$2,000, probably in 1978. And at the same time, Henry Kloss, who founded and formerly headed Advent, plans to introduce his own unique home projection design and offer it to other manufacturers to build, rather than make and market it himself.

DAVID LACHENBRUCH
CONTRIBUTING EDITOR

TUNER SERVICE CORPORATION

SUBSTITUNER



\$4995

U.S.A. ONLY

WITH CABLES

ONE YEAR GUARANTEE



\$1095

U.S.A. ONLY

Major Parts and Shipping Charged at Cost

FEATURES

- A UHF Tuner with 70 channels which are detented and indicated just like VHF channels.
- A VHF Hi Gain Solid State Tuner.
- AC Powered.
- 90 Day Warranty.

Demonstrate the ***SUBSTITUNER*** to your customers and show improved reception with their TV sets.

You may place your order through any of the Centers listed below.

PROVIDES YOU WITH A COMPLETE SERVICE FOR ALL YOUR TELEVISION TUNER REQUIREMENTS.

TUNER REPAIRS

VHF OR UHF ANY TYPE.....(U.S.A.) \$10.95
 UHF/VHF COMBINATION.....(U.S.A.) \$17.95
 MAJOR PARTS AND SHIPPING CHARGED AT COST

- FAST, EFFICIENT SERVICE AT ANY OF THE CONVENIENTLY LOCATED SERVICE CENTERS LISTED BELOW.
- *ONLY ORIGINAL FACTORY PARTS USED*
- All tuners ultrasonically cleaned, repaired and realigned.

EXACT REPLACEMENT

- Exact Replacement Tuners are available at a cost of \$14.95 and up.(U.S.A. Only)
- Send in your original tuner for comparison purposes to any of the Centers listed below.

UNIVERSAL REPLACEMENT

- UNIVERSAL REPLACEMENT TUNER \$13.95..... (U.S.A. Only)
- This price buys you a complete new tuner built specifically for this purpose.
- All shafts have a maximum length of 10 1/2" which can be cut to 1 1/2".
- Specify heater type parallel and series 450 mA or 600 mA.

FLASH

NOW AVAILABLE—TUNER SERVICE PARTS CATALOG

OF ALL SARKES TARZIAN VHF AND UHF TUNERS, INCLUDING EXPLODED VIEW DRAWINGS. OVER 200 PAGES. ORDER YOUR COPY TODAY. SEND \$2.50 WITH ORDER TO BLOOMINGTON HEAD OFFICE.



| | | | |
|----------------|----------------------------------|-------------------------------------|-------------------|
| HEADQUARTERS | BLOOMINGTON, INDIANA 47401 | 537 South Walnut Street | Tel. 812/334-0411 |
| ARKANSAS | LITTLE ROCK, ARKANSAS 72204 | 4200-C Asher Ave. | Tel. 501/661-0393 |
| ALABAMA | BIRMINGHAM, ALABAMA 35212 | 5623 1st Avenue, North | Tel. 205/592-9150 |
| CALIFORNIA | NORTH HOLLYWOOD, CALIF. 91601 | 10654 Magnolia Boulevard | Tel. 213/769-2720 |
| | SAN MATEO, CA UF. 94402 | 600 S. Amphlett Boulevard | Tel. 415/348-3292 |
| | MODESTO, CALIF. 95351 | 123 Phoenix Avenue | Tel. 209/521-8051 |
| FLORIDA | TAMPA, FLORIDA 33606 | 1505 Cypress Street | Tel. 813/253-0324 |
| | FT. LAUDERDALE, FLORIDA 33309 | 3516 N.W. 10th Avenue | el. 305/566-4882 |
| GEORGIA | ATLANTA, GEORGIA 30310 | 646 Evans Street S.W. | Tel. 404/758-2232 |
| ILLINOIS | URBANA, ILLINOIS 61801 | 908 E Main Street | Tel. 217/384-2052 |
| | SKOKIE, ILLINOIS 60076 | 5180 West Brown Street | Tel. 404/758-4230 |
| INDIANA | INDIANAPOLIS, INDIANA 46204 | 112 West St. Clair Street | Tel. 317/632-3493 |
| KENTUCKY | LOUISVILLE, KENTUCKY 40205 | 2244 Taylorsville Road | Tel. 413/788-8206 |
| LOUISIANA | SHREVEPORT, LOUISIANA 71104 | 2423 Southern Ave. | Tel. 318/221-3027 |
| MASSACHUSETTS | SPRINGFIELD, MASSACHUSETTS 01108 | 405 Dickinson Street | Tel. 413/788-8206 |
| MISSOURI | ST. LOUIS, MISSOURI 63132 | 9577 Page Avenue | Tel. 314/429-6633 |
| NEVADA | LAS VEGAS, NEVADA 89102 | 1114 South Casino Center Blvd. | Tel. 702/384-4235 |
| NEW JERSEY | TRENTON, NEW JERSEY 08638 | 1139 Pennsylvania Avenue | Tel. 609/393-4999 |
| | JERSEY CITY, NEW JERSEY 07307 | 454 Central Avenue | Tel. 201/792-3730 |
| NEW YORK | ROCHESTER, NEW YORK 14615 | 37 Pullman Avenue | Tel. 716/647-9180 |
| NORTH CAROLINA | GREENSBORO, NORTH CAROLINA 27405 | 2914 East Market Street | Tel. 919/273-6276 |
| OHIO | CLEVELAND, OHIO 44109 | 4525 Pearl Road | Tel. 216/741-2314 |
| OREGON | PORTLAND, OREGON 97210 | 1732 N.W. 25th Ave., P.O. Box 10141 | Tel. 503/222-9059 |
| PENNSYLVANIA | PITTSBURGH, PENNSYLVANIA 15209 | 515 Grant Avenue | Tel. 412/821-4004 |
| TENNESSEE | MEMPHIS, TENNESSEE 38111 | 3158 Barron Avenue | Tel. 901/458-2355 |
| TEXAS | DALLAS, TEXAS 75218 | 11540 Garland Road | Tel. 214/327-8413 |
| CANADA | ST. LAURENT, QUEBEC H4N-2L7 | 305 Decarie Boulevard | Tel. 514/748-8803 |
| | CALGARY, ALBERTA T2H-1Y3 | P.O. Box 5823, Stn. "A" | Tel. 403/243-0971 |

WATCH US GROW

IF YOU WANT TO BRANCH OUT INTO THE TV TUNER REPAIR BUSINESS, WRITE TO THE BLOOMINGTON HEADQUARTERS ABOUT A FRANCHISE.

CIRCLE 12 ON FREE INFORMATION CARD

Microprocessor controls tuner-amplifier

Microprocessor technology has now been incorporated in the latest entry in the hi-fi/stereo field—the C3000, a tuner-amplifier produced by Barco Electronic of Belgium.

Pushbuttons operate a scanner system that pinpoints and locks onto desired frequencies with a high degree of accuracy. The tuner uses a crystal oscillator to prevent drift. It scans and locks into the correct radio-channel frequency. There is an up-down mode that is used to automatically scan for optimum signal strength.

The microprocessor also allows up to 16 frequencies to be stored in memory, with instant recall at the touch of a button. The wavelength or frequency of the tuned channel is also shown digitally on the display panel.

Other features of the C3000 include the ability to zero in on stereo transmissions only, a calculator-sized remote control unit that controls 32 of the tuner's 48 functions, pushbutton stereo balance control and a convenient loudspeaker cutout.

General Electric receives Emmy for VIR system

The television industry's highest honor, the Emmy award, was recently awarded to General Electric for its development of the VIR (Vertical Internal Reference) system.



EMMY AWARD for VIR system being presented by TV industry's John Cannon (left) to Fred W. Wellner (right), general manager of GE's Television Department.

John Cannon, president of the National Academy of Television Arts and Sciences, presented the award to Fred Wellner, general manager of GE's Television Department, who noted that VIR was a two-time Emmy winner—the Electronic Industries Association's Broadcast Television Systems Committee, which developed the VIR signal, will also receive the only other engineering award this year.

The system, in essence, is a color-coded reference that allows technicians at each

end of the broadcast spectrum—from studio to local station—to determine whether the color being received and rebroadcast is the same as that certified at the broadcast source.

New FCC ruling eases private telephone restrictions

It is not generally known but it has always been possible to own your own phone and not lease it from the telephone company. However, very few individuals or small business concerns have been able to take advantage of this because the phone company has always charged a fee for special "protection devices" that made it uneconomical for widespread usage.

Now, however, as a result of an FCC order, everyone will be able to buy and install his own phone without having to pay a special fee. All that will be necessary is a telephone company-supplied jack to hook the equipment to the telephone network.

The telephone company is considering a move that will enable them to profit from this decision as well. They are contemplating selling telephones, which they formerly only rented. "We're going to be competitive," asserts Charles Brown, president of AT&T.


Additionally, it is expected that as more customers install their own phones they will find their monthly usage rates will rise. Up until now, the telephone company has been using equipment rental to subsidize basic phone service, which is itself unprofitable. However, in Rochester, NY, the independent Rochester Telephone Company has already been selling company phones to its customers, who then had their bills reduced somewhat in return. (So far, of the company's 1800 customers, at least 1200 have taken advantage of the offer.) Officials at the Rochester company feel that, even if customers' monthly bills do go up it won't be by much—they will only need to raise their rates by 1% to offset any loss of revenue from rental equipment.

Picture within a picture—a new look in TV-viewing

Barco Electronic of Belgium has developed a new look in TV viewing that includes three new viewing modes: a picture-within-a-picture mode that allows you to monitor another channel at the same time as your main program, a program timer mode in which you can program the TV to switch channels at programmed times and jump back and forth between channels. All three modes are microprocessor-controlled.

The picture-within-a-picture mode is based on a CCD (Charge-Coupled-Device) system. The viewer presses the CCD mode pushbutton plus the pushbutton for the monitored channel. The monitored picture appears in miniature form in the upper left-hand corner of the screen, without disturb-

ing the main program. Two parallel electronic circuits are tuned to the viewing channel and the monitored channel, the signals generated by these circuits are then synchronized and the smaller picture is superimposed on the main image.



BARCO TV-VIEWING SYSTEM allows superimposition of second miniaturized picture in upper left part of main picture for simultaneous viewing.

In the program timer system, upcoming program times and channels can be preset to appear in the upper right-hand corner of the screen. A pushbutton selects programs for any time interval up to 9 hours, 59 minutes in advance. The TV set will then switch to the selected channel after the programmed time interval. This technique can be applied to as many as four channels at once.

The program jump mode lets the viewer switch from the main program to another channel every minute or half-minute. Several transmissions can be monitored using this mode.

Direct-to-disc recording provides clear, realistic sound

A novel direct-to-disc recording technique has been introduced by Audio-Technica U.S., Inc., manufacturers of hi-fi components, who have produced two records under the Umbrella label.

The direct-to-disc process bypasses the tape recording stages and many other signal-processing devices that are common in most record-making. The end result is said to be greater clarity, a more realistic "live" sound and less surface noise.

The two Umbrella label recordings are a single, *Father & Son Sonatas*, violin works by Efrem Zimbalist, Sr., and Efrem Zimbalist, Jr.; the other is a two-record set entitled *Big Band Jazz*, performed by Rob McConnell and the Boss Band. The records sell for a suggested resale price of \$14.95 and \$21.95, respectively.

"10-4 day" is planned to honor CB's good Samaritans

A desperately ill child, a devastating forest fire, a paralyzing snowstorm, an auto-

continued on page 12

Learning and Earning BELONG TOGETHER!

Only **SUCCESSFUL** training programs combine them permanently.



- Introduce a selection of learning methods that **SUIT** the way **YOU** can learn best!

- Offer you successful learning and higher earning, in ways that **SAVE** you **TIME!**
- Bring **YOU** and **YOUR TECHNICIANS** cost-efficient upgrading that puts **MONEY** in your pocket!
- Carry the most **ADVANCED** and **INNOVATIVE** training this industry has to offer!

READ AT HOME

Forest Belt's SERVICE TRAINING MONOGRAPHS

Highly illustrated *Easi-Read* texts that teach you as only Forest Belt writings can. Sold By Subscription Only.

- Five new MONOGRAPH series:
- Service Business Administration
 - Know Your Test Equipment
 - FM Communications Servicing
 - Advanced TV Repair
 - CB Radio Servicing

GROUP SELF-TRAINER KITS

Multimedia packages designed to be used by groups of 5 to 50. Efficient, taped lecture Modules. Accompanied by Workbooks that visually reinforce the audio material, and then elaborate the subject further. Workbook exercises add *practical* understanding to each Module. Each KIT has a Guide to assure professional training sessions, even with an inexperienced leader. Available by July 1978.

- Planned topics:
- Coping With Alignment in Modern TV
 - How CB Receivers Work (Basic)
 - Single Sideband for CB, Ham, Marine
 - Digital Technology in TV Servicing

FACE TO FACE

Forest Belt's TRAINING WORKSHOPS

Intensive 3 days of high-key, person-to-person Forest Belt training methods teach so very much for so short a time.

- Four WORKSHOPS to choose from:
- *Easi-Way* CB Radio Servicing
 - Hands-On CB Radio Repair
 - FM Two-Way Radio Servicing
 - Advanced Modern TV Repair

Forest Belt's TECHNICIAN SEMINARS

Thorough, efficient 1-day mini-Workshops; person-to-person Forest Belt training methods; packed with specific help and guidance on tightly selective subjects.

- Four SEMINAR Topics to date:
- Tracking and Curing CBI/TVI
 - Mobile Interference Suppression
 - Math Brushup for Servicers
 - Electronics Updating (yearly)

Mail to: Forest Belt's SERVICE TRAINING PROGRAMS
Box 68120 Indianapolis IN 46268

ENROLL ME in the SERVICE TRAINING CO-OPERATIVE. Here is \$95 for my first year. Send my CO-OP Member Certificate, Booklet, Newsletter, and other benefits. During my membership, I can buy Forest Belt's TRAINING PROGRAMS at CO-OP rates.

I prefer to buy Forest Belt's TRAINING PROGRAMS individually. Send information on

WORKSHOPS and SEMINARS MONOGRAPHS
 SELF-TRAINER KITS

Name _____ Age _____

Address _____

City _____ State _____ Zip _____
STP7824

Forest Belt's SERVICE TRAINING CO-OPERATIVE

Save!

A GROUP dedicated to reducing costs of EFFECTIVE training materials through multiple buying. Membership fee* first year \$95, then \$65/yr.

- Subscribe to *all* MONOGRAPHS at reduced CO-OP rate
- Discounted CO-OP fees for WORKSHOPS and SEMINARS
- Save on SELF-TRAINER KITS by prepublication orders
- Bargains in other books and training aids
- Regular CO-OP MEMBER Newsletter guides you to top values for your training expenditures, previews new technology.
- CO-OP MEMBER Booklet shows you how to gain the most from training materials and programs Measure cost-effectiveness. Judge technician trainability.

* Membership fee does not cover cost of training materials or programs.

CIRCLE 36 ON FREE INFORMATION CARD

Learn to service Communications /CB equipment at home...with NRI'S COMPLETE COMMUNICATIONS COURSE

Learn design, installation and maintenance of commercial, amateur, or CB communications equipment.

The field of communications is bursting out all over. In Citizens Band alone, class D licenses grew from 1 to over 2.6 million in 1975, and the FCC projects about 15 million CB'ers in the U.S. by 1979. That means a lot of service and maintenance jobs . . . and NRI can train you at home to fill one of those openings. NRI's Complete Communications Course covers all types of two-way radio equipment (including CB), AM and FM



Transmission and Reception, Television Broadcasting, Microwave Systems, Radar Principles, Marine Electronics, Mobile Communications, and Aircraft Electronics.

The course will also qualify you for a First Class Radio Telephone Commercial FCC License or you get your tuition back.

Learn on your own 400-channel digitally-synthesized VHF transceiver.

You will learn to service all types of communication equipment, with the one unit that is designed mechanically and electronically to train you for CB, Commercial and Amateur communications: a digitally-synthesized 400-channel VHF transceiver and AC power supply. This 2-meter unit gives you "Power-On" training. Then we help you get your FCC Amateur License with



special instruction so you can go on the air.

The complete course includes 48 lessons, 9 special reference texts, and 10 training kits. Included are: your own electronics Discovery Lab, Antenna Applications Lab, CMOS Frequency Counter, and an Optical Transmission System. You'll learn at home, progressing at your own speed, to your FCC license and into the communications field of your choice.

NEW CB SPECIALIST COURSE NOW OFFERED



NRI now offers a special course in CB Servicing. You get 37 lessons, 8 reference texts, your own CB Transceiver, AC power supply and multi-meter . . . for hands-on training. Also included are 14 coaching units to make it easy to get your commercial radio telephone FCC license—enabling you to test, install, and service communications equipment.

NRI offers you five TV/Audio Servicing Courses

NRI can train you at home to service TV equipment and audio systems. You can choose from 5 courses, starting with a 48-lesson basic course, up to a Master Color TV/Audio Course, complete with designed-for-learning 25" diagonal solid state color TV and a 4-speaker SQ™

Quadrasonic Audio System. NRI gives you both TV and Audio servicing for hundreds of dollars less than the two courses as offered by another home study school.

All courses are available with low down payment and convenient monthly payments. All courses provide professional tools and "Power-On" equipment along with NRI kits engineered for training. With the Master Course, for instance, you build your own 5" wide-band triggered sweep solid state oscilloscope, digital color TV pattern generator, CMOS digital frequency counter, and NRI electronics Discovery Lab.



*Trademark of CBS Inc.

NRI's complete computer electronics course gives you real digital training.

Digital electronics is the career area of the future . . . and the best way to learn is with NRI's Complete Computer Electronics Course. NRI's programmable digital computer goes far beyond any "logic trainer" in preparing you to become a computer or digital technician. With the IC's in its new Memory Kit, you get the only home training in machine language programming . . . experience essential to trouble shooting digital computers. And the NRI programmable computer is just one of ten kits you receive, including a TVOM and NRI's exclusive electronics lab. It's the quickest and best way to learn digital logic and computer operation.

You pay less for NRI training and you get more for your money.

NRI employs no salesmen, pays no commissions. We pass the savings on to you in reduced tuitions and extras in the way of professional equipment, testing instruments, etc. You can pay more, but you can't get better training.

More than one million students have enrolled with NRI in 62 years.

Mail the insert card and discover for yourself why NRI is the recognized leader in home training. No



salesman will call. Do it today and get started on that new career.

APPROVED UNDER GI BILL
if taken for career purposes Check box on card for details



NRI SCHOOLS
McGraw-Hill Continuing Education Center
3939 Wisconsin Avenue,
Washington, D.C. 20016

mobile accident . . . these are just some of the emergency situations in which CB operators have helped when all other communications have failed.

To honor CB's good Samaritans, the Automotive Products Division of Motorola, Inc., has started a campaign to have all 50 states declare the fourth day of the 10th month (i.e., October 4) the official annual "10-4 day." (In CB lingo, 10-4 means "I understand.") 10-4 day is intended to focus the spotlight on the importance of CB radio operators in the nation's communication system.

Motorola plans to contact newspapers, magazines, and TV and radio stations and provide them with information and editorial recommendations to help these media plan their coverage.

U.S. Coast Guard to use CB radio equipment

In an attempt to provide a greater measure of safety to owners of small craft equipped with Citizens band radios, the U.S. Coast Guard will install CB equipment in all its Search and Rescue stations throughout the country.

John Sodolski, vice president of the Electronics Industries Association and head of EIA's communications division, hailed the move as a step in the right direction to provide better emergency communications for thousands of recreational boaters who have been using their CB's as a means of communication.

Although it has not decided yet which channel it will monitor, the Coast Guard plans to have CB service available in time for the 1978 boating season, adding, however, that "the current communication and distress system associated with VHF and 2182 kHz will continue to be the primary system."

Sound synthesizer shows unique talents

Hollywood movie executives were recently given a demonstration of Bell Laboratories' newest star—the telecommunication signal processor, or sound synthesizer. Dr. H.G. Alles, a Bell Labs scientist, put the machine through its paces.

The many-talented synthesizer uses a computer-controlled digital process to compose, orchestrate and perform musical scores almost instantly in real time. It can duplicate the sounds of both familiar musical instruments and some not yet invented! A ordinary keyboard, similar to that of an organ, is pressure-sensitive—each key has 100 different positions that are computer-programmed to recognize all the musical elements and control timbre, vibrato, tempo, etc.


Dr. Alles explained that the device is used in the laboratory "to analyze sound and we will be using it to model transmis-

sion systems and to process human speech for the purpose of improving the quality of transmissions." The sound is analyzed by dividing it into frequency and amplitude as it is received—with as many as 200 million operations-per-second. Because in the future, sound transmission will be increasingly in digital form, Bell technicians envision the processor being used as a tone-signal detector. The computer hardware is already compatible with existing phone company switching offices.

New communications satellite handles over 6000 calls

A new Intelsat IV-A communications satellite, developed by Hughes Aircraft of California, was launched by NASA in September, 1977. This latest addition to the ever-growing system of communications satellites will orbit over the Indian Ocean and provide service to more than 40 countries.

It has been estimated that transoceanic phone traffic expands at an annual rate of about 15%; last year the three Intelsat IV-A satellites already operating in the Atlantic Ocean area handled over 50 million calls.



INTELSAT IV-A COMMUNICATIONS SATELLITE being tested prior to launch. Satellite can handle 6000 transoceanic phone calls and two TV programs.

To meet this expanding need, Intelsat IV-A uses beam diversity (essentially the ability to transmit the same frequency band twice) to relay more than 6000 simultaneous calls, in addition to two television transmissions. Beam diversity makes it possible to direct one communications beam to one part of the world and the other beam to another area. Because the two beams are widely separated, they never meet and cause interference, even when the same frequency is used.

After a testing period, the new satellite will take up its post off the east coast of

Africa and southwest of India; it will provide service to more than 40 countries in the Far East, Near East and Europe.

National Electronic Service conference looks at the future

One of the highlights of the NESDA conference held August, 1977, in Orlando, Florida, was the Service Conference at which present and future trends were discussed. Here are some of the conclusions drawn from the five separate subject areas covered:

1. Service requirements. Technicians are better trained. With respect to TV, products will be more reliable and use less manpower. Other types of products may need more manpower in the future. More in-shop repairs, less field service. One crystal-ball prediction—a "throw-away" TV!

2. Types of test equipment needed. Test equipment will be basically the same but more sensitive. Good equipment is presently available but there's a lack of trained technicians. Average equipment investment for TV repair is projected at \$1500; for specialized audio service, \$5000. New IC's, etc., will make future equipment easier to use. Equipment will last for about five years before obsolescence.

3. Technical training. Industry loses technicians as they become self-employed, promoted or switch fields. Employers should provide better working conditions, fringe benefits, more factory training and other incentives to retain them.

4. Effect of CB on industry. No effect on wages. Not enough qualified or properly licensed businesses. About 50% to 75% of all CB repairs are owner-caused. There are too many brands and unique parts. Equipment investment should be kept low due to low cost of the instruments themselves.

5. Warranty legislation. The federal Magnuson-Moss Law has not improved conditions for servicer, dealer or manufacturer. State legislation lacks impact. Future legislation will probably concentrate on dealer business ethics, business practice and the clarification of warranty terms.

Power lines can cause "biological effects"

In the latest phase of the ongoing controversy surrounding the proposed installation of some upstate power lines by the New York State Power Authority, the state's Public Service Commission recently reported that the 765,000-volt lines may cause "biological effects in humans." Such lines, however, the commission states, could be operated safely if a wide protective zone were established under them.

The proposed protective zone will be 550 feet wide under the lines (more than twice the authorized right-of-way granted the Power Authority). **R-E**

Send today for the
NEW WINTER '78
HEATHKIT CATALOG

FREE



The world's largest selection of fun-to-build electronic kits plus value-packed Heath-recommended assembled products. Heathkit products are world-famous for their easy step-by-step instructions, top performance and professional specifications.

MAIL COUPON BELOW FOR YOUR FREE COPY!

Select from nearly 400 unique electronic kits for the student, hobbyist and experimenter including:

- TEST & SERVICE INSTRUMENTS ■ PERSONAL COMPUTERS
- ELECTRONICS COURSES ■ AMATEUR RADIO
- COLOR TV ■ HI-FI COMPONENTS ■ HOME PRODUCTS
- MARINE, AUTO & AIRCRAFT ACCESSORIES

FREE

Send for your Heathkit Mail Order Catalog today! It's filled with large, clear illustrations and complete descriptions of unique products you can build and service yourself!



You can get a FREE retail catalog by redeeming this coupon in person at any of the 50 Heathkit Electronic Centers (Units of Schlumberger Products Corporation) in major markets coast-to-coast, where Heathkit products are sold, displayed, and serviced. (Retail prices on some products may be slightly higher.) Check the white pages of your telephone books for the Heathkit Electronic Center nearest you.

| | |
|--|---|
| HEATH | Heath Company, Dept. 020-370 Benton Harbor, Michigan 49022 |
| Schlumberger | |
| Please send me my FREE Heathkit mail order Catalog. I am not on your mailing list. | |
| Name _____ | |
| Address _____ | |
| City _____ | State _____ |
| CL-649 | Zip _____ |

CIRCLE 100 ON FREE INFORMATION CARD

Ma Bell . . . fair game

According to the U.S. Supreme Court, you now have the right to buy and hook up your own telephone equipment. This does not give you carte blanche; you still do have a set of FCC rules to contend with: (They'll be out soon.)

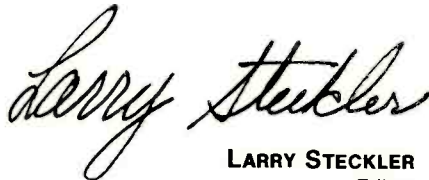
The important point is that you will be able to hook up as many phones and accessories as you wish, and not have to pay Ma Bell anything for them. This opens the doors to **Radio-Electronics** readers and writers to come up with some great projects—computer controlled systems, telephone call diverters, automatic memory dialers, picturephones, and whatever else our inventive readers can devise.

We are extremely interested in all those ideas. We want to and will present them to our readers. If you've got a hot telephone add-on, let us know about it. It could end up in the pages of the next issue of **Radio-Electronics**.

A word of caution about the new rules. The phone company must install the jacks. (In certain areas they are already raising the price of installation; so if you want to get ahead, order those extra jacks right away.) In some states (California, for instance, seems to favor Pacific Bell) you may be required to get at least one of your phones from the local phone company. If you do add your own phones, they will have to be units that have been registered with the FCC. However, there are already many companies that have FCC approved phones.

I'd like your comments about this new ruling, suggestions for articles that we should publish and manuscripts for those articles.

Private telephone power. Long may it reign.



LARRY STECKLER
Editor

Radio-Electronics®

Hugo Gernsback (1884-1967) founder
M. Harvey Gernsback, KOD-6694
editor-in-chief and publisher
Larry Steckler, KTX-3644, CET, editor
Arthur Kleiman, KTZ-3288,
managing editor
Robert F. Scott, CET, W2PWG,
KXK-8533, technical editor
Sonia Greenbaum, copy editor
Jack Darr, CET service editor
Leonard Feldman
contributing high-fidelity editor
Karl Savon, semiconductor editor
David Lachenbruch, contributing editor
Earl "Doc" Savage, K4SDS, hobby editor
Vincent P. Cicenia, production manager
Harriet I. Matysko, circulation director
Sheila Wertling, circulation assistant
Arline R. Bailey, advertising coordinator

Cover design by Louis G. Rubsamen
Cover photo by Michael Wilson

Radio Electronics is a member of the *Institute of High Fidelity* and is indexed in *Applied Science & Technology Index* and *Readers Guide to Periodical Literature*.



Radio-Electronics magazine is published by Gernsback Publications, Inc. 200 Park Ave. S., New York, NY 10003 (212) 777-6400

President: M. Harvey Gernsback
Vice President: Larry Steckler
Treasurer: Carol A. Gernsback
Secretary: Bertina Baer

ADVERTISING SALES

EAST

Stanley Levitan, KZA-5580
Radio-Electronics
200 Park Ave. South
New York, NY 10003
(212) 777-6400

MIDWEST/Texas/Arkansas/Okla.

Ralph Bergen, KXD-8396
The Ralph Bergen Co.
6319 N. Central Ave.
Chicago, IL 60646
(312) 792-3646

PACIFIC COAST Mountain States

Jay Eisenberg, KYF-3277
J.E. Publishers Representative Co.,
8732 Sunset Blvd.,
4th Floor,
Los Angeles, CA 90069
(213) 659-3810
Sales Mart Building
1485 Bayshore Blvd., Box 140
San Francisco, CA 94124
(415) 467-0125

SOUTHEAST

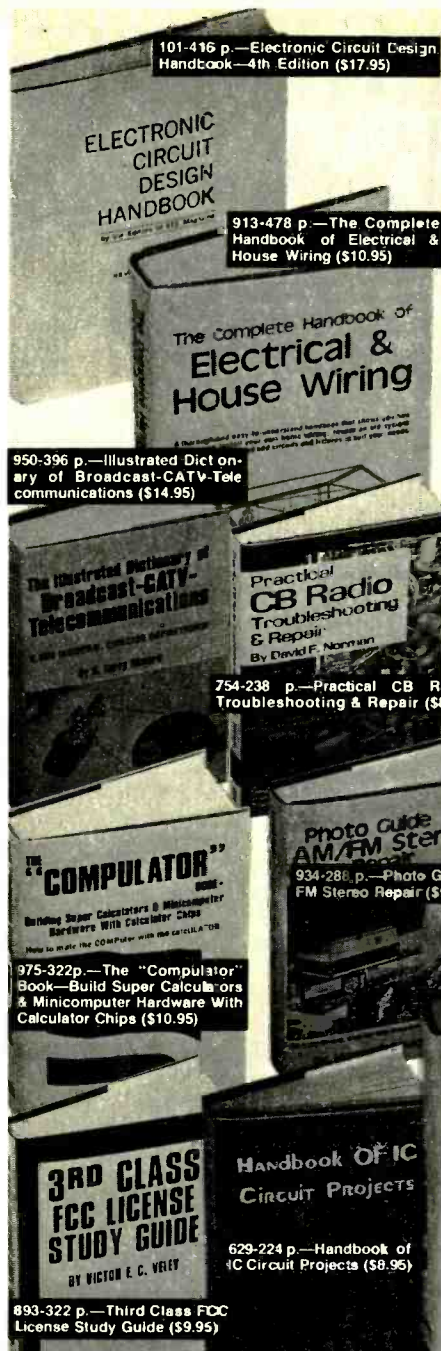
J.E. Publishers Representative Co.,
214-387-2424

An Extraordinary Offer to introduce you to the benefits of Membership in

ELECTRONICS BOOK CLUB

take any **4** of these unique electronics books (values to \$65⁸⁰) for only **99¢** each

with a Trial Membership in the Book Club that guarantees to save you 25% to 75% on a wide selection of electronics books




101-416 p.—Electronic Circuit Design Handbook—4th Edition (\$17.95)

913-478 p.—The Complete Handbook of Electrical & House Wiring (\$10.95)


950-396 p.—Illustrated Dictionary of Broadcast-CATV-Telecommunications (\$14.95)



754-238 p.—Practical CB Radio Troubleshooting & Repair (\$8.95)



800-602 p.—Master Handbook of 1001 Practical Electronic Circuits (\$12.95)



841-236 p.—Build Your Own Working Robot (\$8.95)




578-278 p.—Modern Communications Switching Systems (\$17.95)



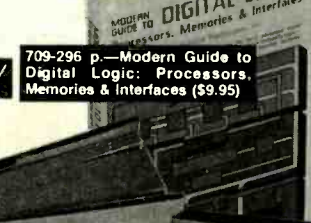
554-480 p.—Computer Technician's Handbook (\$14.95)




975-322 p.—The "Compulator" Book—Build Super Calculators & Minicomputer Hardware With Calculator Chips (\$10.95)



934-288 p.—Photo Guide to AM/FM Stereo Repair (\$9.95)




709-296 p.—Modern Guide to Digital Logic: Processors, Memories & Interfaces (\$9.95)



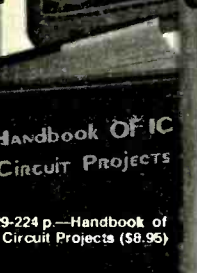
521-73 p.—The ABC Book of Hi-Fi/Audio Projects (\$7.95)



955-308 p.—Modern Digital Communications (\$10.95)




893-322 p.—Third Class FCC License Study Guide (\$9.95)



629-224 p.—Handbook of IC Circuit Projects (\$8.95)



885-294 p.—How to Repair Home Kitchen Appliances (\$8.95)



868-168 p.—CBER's Handybook of Simple Hobby Projects (\$6.95)



927-238 p.—How to Use AF & RF Signal Generators (\$8.95)



952-382 p.—Microprocessor Programming for Computer Hobbyists (\$12.95)

May we send you your choice of 4 of these practical time-and-money-saving books as part of an unusual offer of a Trial Membership in Electronics Book Club?

Here are quality hardbound volumes, each especially designed to help you increase your know-how, earning power, and enjoyment of electronics. Whatever your interest in electronics, you'll find Electronics Book Club offers practical, quality books that you can put to immediate use and benefit.

This extraordinary offer is intended to prove to you, through your own experience, that these very real advantages can be yours...that it is possible to keep up with the literature published in your areas of interest, and to save substantially while so doing. As part of your Trial Membership, you need purchase as few as four books during the coming 12 months. You would probably buy at least this many anyway...without the substantial savings offered through Club Membership.

To start your Membership on these attractive terms, simply fill out and mail the coupon today. You will receive the 4 books of your choice for 10-day inspection. **YOU NEED SEND NO MONEY!** If you are not delighted, return the books within 10 days and your Trial Membership will be cancelled without cost or obligation.

ELECTRONICS BOOK CLUB, Blue Ridge Summit, Pa. 17214

Facts About Club Membership

- The 4 introductory books of your choice carry publishers' retail prices of up to \$65.80. They are yours for only 99¢ each (plus postage and handling) with your Trial Membership.
- You will receive the Club News, describing the current Selection, Alternates and other offerings, every 4 weeks (13 times a year).
- If you want the Selection, do nothing; it will be sent to you automatically. If you do not wish to receive the Selection, or if you want to order one of the many Alternates offered, you simply give instructions on the reply form (and in the envelope) provided, and return it to us by the date specified. This date allows you at least 10 days in which to return the form. If, because of late mail delivery, you do not have 10 days to make a decision and so receive an unwanted Selection, you may return it at Club expense.
- To complete your Trial Membership, you need buy only four additional monthly selections or alternates during the next 12 months. You may cancel your Membership any time after you purchase these four books.
- All books—including the introductory Offer—are fully returnable after 10 days if you're not completely satisfied.
- All books are offered at low Member prices, plus a small postage and handling charge.
- **Continuing Bonus:** If you continue after this Trial Membership, you will earn a Dividend Certificate for every book you purchase. Three Certificates, plus payment of the nominal sum of \$1.99, will entitle you to a valuable Book Dividend of your choice which you may choose from a list provided Members.

ELECTRONICS BOOK CLUB Blue Ridge Summit, Pa. 17214

Please open my Trial Membership in ELECTRONICS BOOK CLUB and send me the 4 books circled below. I understand the cost of the books I have selected is only 99¢ each, plus a small shipping charge. If not delighted, I may return the books within 10 days and owe nothing, and have my Trial Membership cancelled. I agree to purchase at least four additional books during the next 12 months, after which I may cancel my membership at any time.

| | | | | | | |
|-----|-----|-----|-----|-----|-----|-----|
| 101 | 554 | 629 | 678 | 709 | 754 | 800 |
| 841 | 868 | 885 | 893 | 913 | | |
| 921 | 927 | 934 | 950 | 952 | 955 | 975 |

Name _____ Phone _____
 Address _____
 City _____
 State _____ Zip _____

(This offer valid for new Members only. Foreign and Canada add 10%) RE-18

CIRCLE 14 ON FREE INFORMATION CARD

letters

AMERICAN VS. EUROPEAN TV'S

I would like to have my faith renewed! I've always been told that America has the best equipment in the world. Well, I've been here in West Germany for 3½ years. As a hobby, I've taken up learning about and fixing radios and TV's, both American and European models. There are a few things I noticed that to me, as a novice, did not seem right. Maybe you can tell me why?

1. The entrance to European TV's is simpler—usually only two to four screws or slip catches. American TV's have anywhere from four to eight screws which are sometimes hard to get at, and the back piece itself in some models is difficult to remove.

2. There are no line interlocks on European models—all American models have them. Usually the owner has filed or bent the prong ends to fit the wall receptacle. The cord clips on the inside of the TV are missing because the owner or repairman bent it out of shape getting them off.

3. Just about every European TV has a schematic diagram with voltage checks, waveforms and parts list taped to the

inside of the cabinet. I have yet to find one in an American TV. If you need one, you either send to the manufacturer, Howard Sams, or (if you're dumb and rich) to a dealer who will try to get anywhere from \$5 to \$25 for a schematic.

4. If the TV has been repaired before, there is usually a tag attached showing what was replaced.

5. Every European TV I worked on had a circuit board that was mounted on a fold-out, or fold-down, bracket that gave the service man a very easy access to both sides of the circuit board and all the test points. In an American TV, to get at the test points or to replace defective parts, you have to remove screws, disconnect or cut wires, and sometimes even make jumper cords to test the board out of the cabinet.

6. Both tuners in European models are easily accessible. Not so in American models. Why?

7. Standardization of repair parts: Many different models and makes had the same type tubes, transistors, etc. It seems that every American make and model has its own specific parts, and a repair man would

need a large truck or a big store to have any reasonable amount of repair parts on hand.

EDWARD M. KUBILUS
APO, NY

Efforts are being made by National Service Associations here to solve this problem. Unfortunately the American consumer doesn't seem to care. He isn't worried about your problems in fixing his set and he doesn't seem to realize that it results in higher repair costs. We'd like to get some letters from other readers who would like to comment on this problem. Especially from servicers who are involved with organizations that are trying to solve the problem. Tell us what's happening.—Editor

CORE MEMORIES

The article, "Core Memories—How They Work," by Martin A. Sala (**Radio-Electronics**, September, 1977) does not properly explain the operation of a core memory.

1. Once a core is magnetized, it cannot be demagnetized, but its magnetic-field polarity can be reversed. Whichever value
continued on page 18

At last...DIP Jumpers for Faster & Easier connections.

AP DIP Jumpers are the low cost high quality solution to bussing between PC boards, mother boards, backplanes and more. Available in 14, 16, 24 and 40 pin single ended or double ended assemblies, in standard lengths of 6, 12, 24 and 36 inches. Each assembly has molded-on strain relief and line-by-line probeability. Contact material is non-corrosive nickel silver. Dielectric is 94 V-O rated. Cable options include stranded electric pink, rainbow or with ground plane.

Order from your AP distributor today. Our distributor list is growing daily. For the name of the distributor nearest you call Toll Free 800-321-9668.


Send for our complete AP catalog The Faster & Easier Book.

Faster & Easier is what we're all about.



AP PRODUCTS INCORPORATED

Box 110 • 72 Corwin Drive, Painesville OH 44077
(216) 354-2101 TWX: 810-425-2250



Presenting
your
portable
automatic
solid state

“JOB
HOPPER”



Now, nobody likes to be called a Job Hopper, but the new, patented TF46 Portable Super Cricket can literally help you hop from job to job through solid state circuits faster than any other transistor tester on the market today. For the first time you can automatically analyze 162,000 different transistors and FETs, in or out of circuit at any job location in the world. Here are four reasons why.



It's 100% automatic.

Connect the test leads any way you want right in circuit and rotate the large permutator knob until the Cricket “chirps”. Read any transistor or FET as Good or Bad on the meter with the patented phase-inversion automatic Cricket test. It even identifies the transistor leads! It virtually thinks for you.



It takes no set-up information.

None at all. It tests over 162,000 transistors and FETs with the same, simple test, and can easily be used by a non-technical maintenance person.



It provides Leakage & Gain tests to completely analyze any transistor or FET.

The only portable tester that includes transistor Beta, FET Gm, and full leakage checks to totally check all parameters, and catch troubles other miss.



You can now test solid state circuits anywhere.

The TF46 is fully battery operated for the field, or AC operated for the bench with the optional 39G90 Power Adapter. You know what else? The TF46 automatically turns itself off after 10 minutes of testing in the field to save the batteries.

All these features, at \$45 less than the earlier model TF30 Super Cricket that was AC-operated only. Hop to it. Call your local Sencore Full Line Promotional Distributor, or order your TF46 Job Hopper with the coupon below.

SENCORE

3200 Sencore Drive, Sioux Falls, So. Dak. 57107 (605) 339-0100
In Canada: Superior Electronics

- I WANT TO BUY IT. Send _____ TF46s to me at \$195 each.
- Check/MO enclosed. Send C.O.D.
- Also send:
- ___ PA202 Power Adapter \$9.95
- ___ 39G85 Touch-Test Probe \$10.00
- I WANT TO TRY IT. Have my nearest Sencore distributor bring the TF46 to me.
- SEND FULL SPECIFICATIONS.

NAME: _____

COMPANY: _____

STREET: _____

CITY: _____

STATE: _____ ZIP: _____

PHONE: _____

CIRCLE 26 ON FREE INFORMATION CARD

LETTERS

continued from page 16

of current it took to initially saturate a core into a magnetized state, it takes at least 3/4 of the value of that current in the opposite direction to have the core's magnetic field reverse polarity. It will take at least 3/4 of that value in the original direction to switch it back. This procedure is usually represented graphically by the hysteresis loop.

2. Either polarity of a core's magnetic field is arbitrarily chosen to represent a logic 1; the other polarity, a logic 0.

3. Logic 0's are not written. A core is a logic 0, if a 1 has not been written in it.

4. Core memories are fast compared with discs, tapes, etc., but they are slow compared with other solid-state memories.

5. A logic 1, for TTL, is normally 3.3 volts, while a logic 0 is normally 0.2 volts.

DENIS AUBRY
Montreal, Canada

TV-TO-STEREO RECEIVER ADAPTER

I am a college student who is majoring in broadcasting and communications/journalism. I like to dabble in electronics, and have been able to solve and correct some problems with my home studio equipment.

I'd like to suggest that your magazine develop and print the following project, along with circuit illustrated photos showing parts locations as well as easy-to-follow diagrams:

My suggestion is a TV-to-stereo receiver adapter so that home viewers can listen to their favorite TV programs in a pseudo-stereo sound (matrix), and if the particular program audio is worth recording, one could easily do it. One problem I have encountered with a commercial device is hum that is picked up and audible over the receiver speakers, as well as on tape if a recording is made.


I presume this problem is because of the tubes in the TV sets. You can probably figure out a way to avoid this problem, and I think that a lot of people who would like to add a new dimension to their TV viewing would find this a program brightener, especially during reruns and new Fall offerings.

ROBERT E. THOMAS II
Bridgeport, CT

OOOOPS!

There is an error in the parts list for the Biorhythm Clock (Nov., 1977 issue). The ordering information for the parts kit is inaccurate. Kit BC-P (\$29.95) is NOT a complete kit of parts. It does not include the PC boards (Kit BC-PCB), the custom-made cabinet (Kit BC-C) or the optional IC sockets (Kit BC-S). For a complete package, you must order Kit BC-P, PLUS Kits BC-PCB, BC-C and, if you desire, BC-S.

The editorial staff of **Radio-Electronics Magazine** sincerely apologizes for any inconvenience you may have experienced as a result of this error.



ANALOG DELAY



INTRODUCING... TWO-CHANNEL ANALOG DELAY UNIT FOR AMBIENCE SYNTHESIS AND DELAY EFFECTS

FEATURES

- * TWO INDEPENDENT CHANNELS
- * 3072 STAGES OF DELAY PER CHANNEL
- * ADJUSTABLE INPUT AND OUTPUT LEVELS WITH INPUT OVERLOAD INDICATION
- * INTERNAL OR EXTERNAL VOLTAGE CONTROLLED DELAY TIME
- * COMPANDOR IN EACH CHANNEL
- * 3 MODES/CHANNEL WITH ADJUSTABLE MIX
- * CONVENTIONAL REVERB OUTPUT FOR MUSIC EFFECTS

If you haven't heard what analog delay can do for home music reproduction, you're missing something. Let's face it, stereo in your living room is flat and

2 dimensional. Without the mixture of direct and delayed sounds that a large hall provides, almost all music reproduced in the home is lifeless. Quadraphonics has not proved to be the solution to this problem. The recent development of bucket-brigade semiconductor technology has made it possible to offer a reasonably priced delay unit that can transform your listening room into a concert hall. Using your present stereo system, the 2AS-A, and whatever you have in the way of 2 additional speakers and 2 channels of power amplification—you have all the parts to put together an ambience system that is capable of creating the kind of 'space' you enjoy music in. You don't need state-of-the-art componentry to enjoy an ambience system. The secondary power amplifiers and speakers can be of very modest perfor-

mance and yet still serve to create strikingly realistic spaciousness in your listening room. If you don't have 2 extra power amp channels on hand, we offer several low cost, low power amps in kit form that would be ideal for this purpose.

Although the 2AS-A has been designed for use in music reproduction systems as an ambience synthesizer, its voltage controlled clock and mixing capabilities allow it to be configured in a number of ways for delay effects such as phasing, flanging, chorus, and vibrato. External voltage control for special effects must be user supplied.

The 2AS-A is sold in kit form only and includes the circuit boards, components, chassis (11½" x 10" x 4"), cover 120VAC power supply, assembly instructions and application notes.

2AS-A Analog Delay Unit
\$250.00 ppd. Cont. U.S.



Southwest Technical
Products Corp.

219 W. Rhapsody, San Antonio, Texas 78216

London: Southwest Technical Products Co., Ltd.
Tokyo: Southwest Technical Products Corp./Japan

MAIL THIS COUPON TODAY

Enclosed is \$ _____ or BAC # _____

or Master Charge # _____ Bank # _____ Expire Date _____

NAME _____

ADDRESS _____

CITY _____ STATE _____ ZIP _____

SOUTHWEST TECHNICAL PRODUCTS CORPORATION
Box 32040, San Antonio, Texas 78284

CIRCLE 7 ON FREE INFORMATION CARD

equipment reports

Simpson model 461 Digital Multimeter



CIRCLE 97 ON FREE INFORMATION CARD

SIMPSON ELECTRIC COMPANY, 853 DUNDEE AVE., Elgin IL 60120 have developed a new, compact 3½-digit digital multimeter, the *model 461*. The readout uses 7-segment 0.3-inches high bright LED's. Despite its small size (it's only 5.5 inches wide, 2 inches high, 4.5 inches deep) it has all the "goodies": A 10-megohm input impedance and a total of 26 ranges. It reads DC volts from 200 mV up to 1.0 kV; AC volts from 200 mV to 600 volts RMS; and reads both AC and DC current, from 200 μ A up to 2.0 amperes in five ranges.

There are six resistance ranges, the lowest range is 200 ohms, with only a 200-mV applied voltage. All the other resistance ranges use 2.0 volts. The top range is 20 megohms.

The *model 461* has an accuracy of 0.25% on the DC voltage ranges. The meter also has automatic zeroing and automatic polarity indication. You can take readings down to a resolution of 100 μ V, 0.1 ohm, or 100 nA on AC or DC. The resistance readings are accurate to 0.5%, except on the 20-megohm range, which is 1.0%.

The controls are pushbuttons and are spaced widely enough so that there is no problem hitting too many at once. The test leads are recessed and they plug into the right-hand side of the case. The test leads are completely insulated and the test probes are corrugated so that you can hold them more easily; there's also a safety ring to prevent your fingers from sliding too far and getting into trouble. The tips of the probes have sharp points for digging into PC boards, and screw-on insulated alligator clips can be used for hands-off testing.

The DC ranges are overload protected to 1100 volts on all ranges; the AC ranges are

protected up to 650 volts RMS. The resistance ranges are protected to 135 volts RMS on the two lowest ranges, and to 250 volts RMS on the higher ranges. A fuse located in the battery compartment protects both AC and DC current ranges to 2.0 amperes.

The *model 461* uses LSI (Large Scale Integration) technology. The A/D converter and most of the circuitry are contained in a single large IC. Only the signal-conditioning circuits (the shunts, multipliers, etc.), are external. Power for the circuitry is provided by four rechargeable NiCad batteries. The charger plugs into a socket on the left side of the case. The Simpson *model 00475* battery charger, 120 V input, comes with the instrument. The *model 00746*, a 230-volt input charger, is also available. Fully charged batteries provide at least 8 hours of continuous operation, and can be recharged overnight.

The readout of the *model 461* is quite stable. It will lock in less than 1 second, and the display is updated three times-per-second. There is no hunting to speak of. The least significant digit (on the right-hand side of the readout) may rock back and forth 1 digit, but

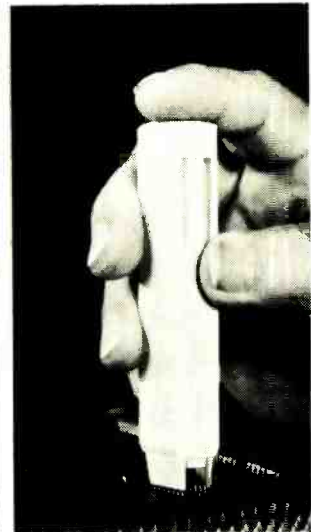

continued on page 30

IN ELECTRONICS HAS THE LINE...

DIP/IC INSERTION TOOL WITH PIN STRAIGHTENER

MODEL INS-1416

\$3.49* EACH



STRAIGHTEN PINS

RELEASE

PICK - UP

INSERT

* MINIMUM ORDER \$25.00, SHIPPING CHARGE \$1.00, N.Y. CITY AND STATE RESIDENTS ADD TAX

OK MACHINE AND TOOL CORPORATION

3455 CONNER STREET, BRONX, NEW YORK, N.Y. 10475 U.S.A.
PHONE (212) 994-6600 TELEX NO. 125091

CIRCLE 1 ON FREE INFORMATION CARD

BUILD

AM/FM Frequency Display



Up-date your hi-fi setup with this frequency and time display that can be an add-on accessory or built into a modified AM/FM set. Construction is simple and inexpensive.

GARY MCCLELLAN

THERE'S NO DENYING IT, DIGITAL READ-OUTS are definitely a status item these days. And what's more they are practical, offering easy no-squint readings. The home stereo receiver is a natural for a digital readout, but only a few offer this feature. But now you can add a digital readout to your receiver at low cost, and get such advantages as no squinting at a dimly lit dial, or guessing at frequency. Imagine! You listen to a station on 101.3 MHz FM, so you tune to 101.3 on the big 1/2-inch display and there's your station! And as a bonus, you get a clock function. Wouldn't this project look good on top of your stereo receiver? Or how would you like to build it inside like we did on the Sansui receiver pictured?

This clock/frequency display unit is made possible by a couple of new IC's. You can read the time in hours and minutes, then either the AM or FM radio frequency, depending on what band the radio is set to. And for best accuracy, this project is crystal controlled.

The entire clock/display section is on a single IC! Only a few other IC's are necessary for interfacing. This really simplifies construction. Also, PC artwork and a kit of parts are available. The whole unit is simple, neat and easy to connect to

the radio. How about connecting it to one of those manufacturers' close-out AM-FM receivers that are sold without dial or cabinet. They are available from time to time for \$30-35 from Poly Paks, Olson Electronics and other mail-order houses.

There are two state-of-the-art IC's in this project that may not be available to the hobbyist just yet. To make things easier for you, we are offering a kit of parts. If you prefer, you can order just the parts you need and make your own PC boards from the patterns shown in this article.

The time-frequency display can be built into the receiver or made as an add-on accessory with readout and controls in a separate case. In addition to the add-on version, I have built displays inside two commercial receivers—a Sansui model 331 I bought for \$100 and then modified, and a \$29.95 "dial-less wonder."

How it works

This project is based on a single IC. This device—the AY3-8112 from General Instruments—is, to my knowledge, the first of its kind. It has inputs to control the time and frequency functions and is easy to work with.

Figure 1 is a block diagram of the digital clock/frequency display. Construction is in two sections. The first is the *radio interface* module (Fig. 2) that processes the radio's local oscillator signals. It must mount inside the radio and as close as possible to the oscillator to minimize detuning and stray radiation that can cause interference in the receiver. The interface accepts the FM local oscillator signal and divides it by 100. To develop the proper signal for the AM radio frequency display, the interface has a Schmitt trigger that simply squares the AM local oscillator signal. A 5-volt regulated supply provides the operating voltage for this board. The FM oscillator signal is divided down by IC1, a VHF prescaler; IC2 is a quad 2-input NAND gate wired as a Schmitt trigger to square the AM oscillator signal and IC3 is the voltage regulator.

The second section or module (Fig. 3) houses the clock/counter IC. Basically, this IC contains three 3 1/2-digit counters, any one of which can be displayed by energizing certain pins. One counter, set to divide by 6, is the clock. It runs as long as power is applied and is independent of the others. The next counter is the AM frequency display. It reads the radio's

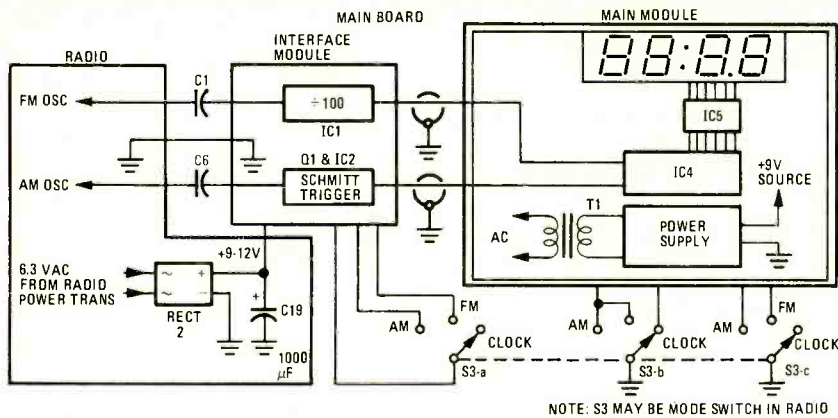


FIG. 1—BLOCK DIAGRAM of the time/frequency display. The interface module processes the oscillator frequencies before they go to counter/clock IC4.

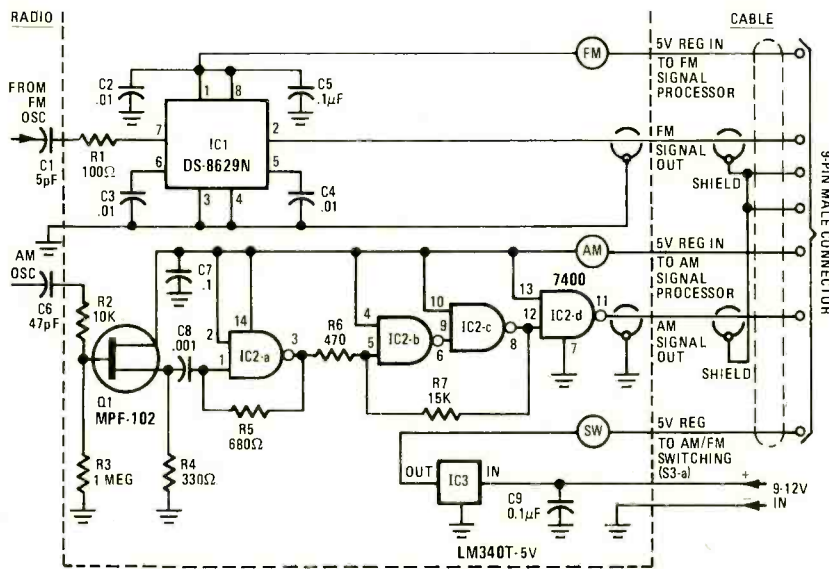


FIG. 2—CIRCUIT OF THE INTERFACE module. FM signal is divided by 100; AM signal is squared by the Schmitt trigger.

local oscillator frequency and subtracts the intermediate frequency (IF) from it. The resultant display is the true radio frequency that the tuner is tuned to.

If this sounds confusing, remember that all superheterodyne receivers mix the incoming signal with the frequency developed by the local oscillator. The difference signal (the intermediate frequency or IF) is amplified and then rectified by the detector to recover the audio signal. The local oscillator frequency must be equal to the signal frequency plus the IF. Putting it another way, the frequency that the radio is tuned to equals the oscillator frequency minus the IF. This explains why the IF must be subtracted from the oscillator frequency before the resultant is displayed on the digital readout. One of the counters in IC4 is internally programmed to subtract 455 kHz when in the AM mode.

The last counter handles the FM signal. It operates exactly as the AM counter does, but the intermediate frequency that it must subtract is not preprogrammed. The number to be subtracted is programmable externally by diodes D1 and D2. This counter takes the divided-down FM signal from the interface board, counts it and then subtracts the IF. The difference is shown on the LED display. The remaining parts on the main board include the main power supply, a crystal timebase and some display driver components.

Selecting a receiver

The most challenging part of this project is adapting your receiver to the clock/frequency display. Choose a receiver you can work with that has the following features:

PARTS LIST

For interface, display and main boards
All resistors are 1/4-watt, 5% film, unless otherwise noted.

- R1—100 ohms
- R2, R12—10,000 ohms
- R3—1 megohm
- R4—330 ohms
- R5—680 ohms
- R6—470 ohms
- R8—R10—100,000 ohms
- R11—15 megohms
- R13—R20—2,200 ohms
- R21—R24—3,900 ohms
- R25—R32—150 ohms
- C1—5 pF mica
- C2—C4, C13—.01 μF disc
- C5, C7—0.1 μF, 10-volt disc
- C6—47 pF mica
- C8, C12—.001 μF disc
- C9—0.1 μF, 25-volt disc or Mylar
- C10—10 pF mica
- C11—22 pF mica
- C14, C15—.05 μF Mylar
- C16—1000 μF, 16-volt PC mount electrolytic
- D1, D2—1N4148 diodes
- RECT1—50 PIV, 1 A miniature bridge rectifier (Radio Shack 276-1151 or

- equal)
- F1—1/4 A fuse and chassis holder
- IC1—DS-8629N VHF prescaler (National)
- IC2—SN7400N quad 2-input NAND gate
- IC3—LM340T-5 5-volt regulator (National)
- IC4—AY-3-8112 clock/counter (General Instrument)
- IC5—CA-3081 display array (RCA)
- Q1—MPF102 FET (Motorola)
- Q2—2N2222 silicon NPN or similar
- Q3—Q6—2N3905 silicon PNP or similar
- DIS1—DIS4—FND-510 common-anode 7-segment display (Fairchild)
- LED1—LED3—NSL-5053 lamps (National) or equal
- S1—S2—SPST normally open pushbutton switches
- T1—6.3 volt, 600 mA filament transformer
- XTAL1—2.304 MHz AT-cut crystal, 20 pF parallel capacitance HC6/U, wire leads
- Miscellaneous: Interface board (model 80A), display board (model 81B), main board (model 81C) and type 772 LMB box.
- All parts listed above are available as the model 81 kit for \$44.95 postpaid from Gary McClellan and Co., PO Box

2085, 1001 W. Imperial Highway, La Habra, CA 90631. Also available are the three PC boards, etched and drilled (Kit No. 81-1) for \$6.50 postpaid and Kit 81-2, consisting of all IC's, for \$34.95 postpaid. California residents add state and local sales tax as applicable.

- Additional parts for built-in version**
- C17—C18—.05 μF Mylar (if needed, see text)
- C19—1000 μF, 16 volt PC mount electrolytic
- D3, D4—1N4148
- D5—1N4002
- RECT2—50 PIV, 1 A bridge rectifier (Radio Shack 276-1151 or equal)
- RY1—SPDT relay, 12 VDC (Radio Shack 275-003 or equal)
- Q7—Q10—2N2222 silicon NPN or similar
- R33—10,000 ohms
- R34—R36—47,000 ohms
- Miscellaneous: Type 007-746 LMB box to house the display, 3-inch square of perforated circuit board.
- Additional parts for the add-on version**
- S3—3-pole, 3-position rotary switch with knob, 463N LMB case for display, 9-pin plug and socket (J1 and PL1)

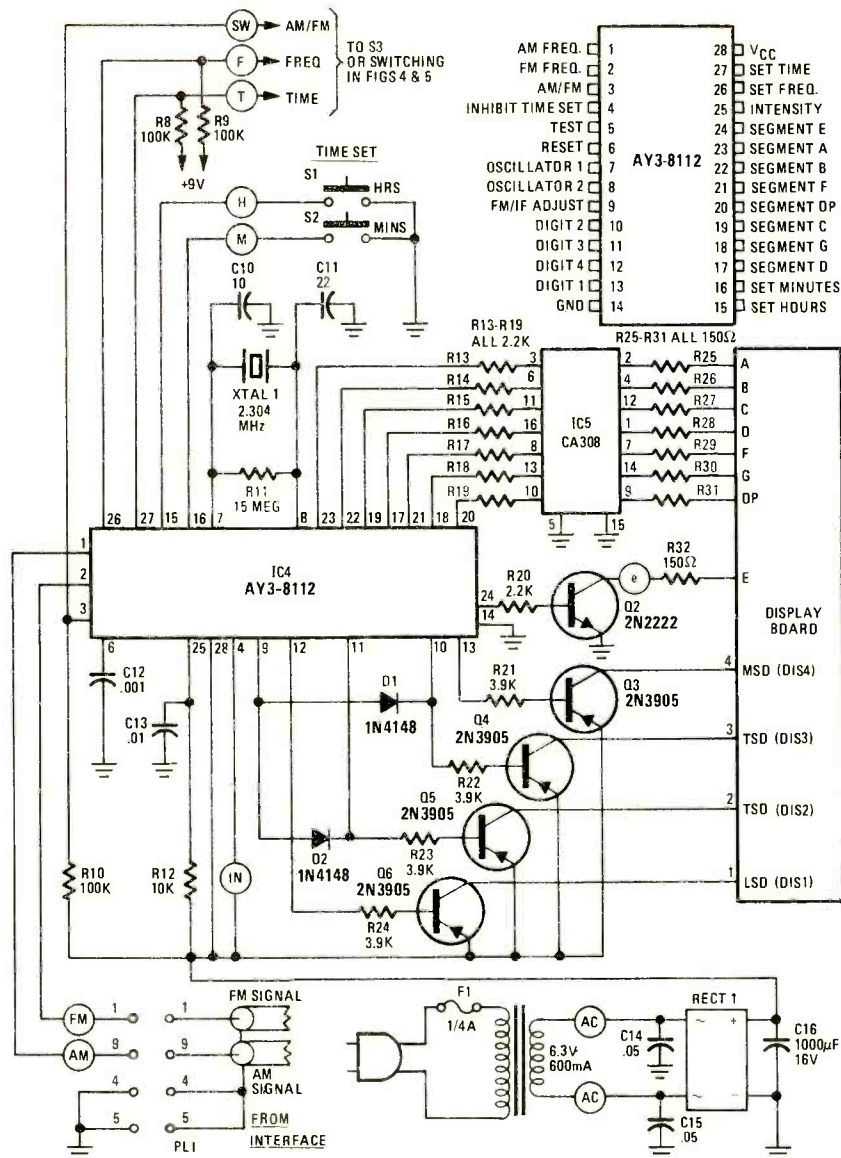


FIG. 3—DISPLAY AND MAIN BOARD WIRING. Most of the parts are on the main board. Display board has three LED's and four seven-segment display devices.

- It must be a solid-state model. Tube-type sets offer a shock hazard and high voltages that can damage the interface board.
- Select a set with ample room around the tuning capacitor. The interface module must be mounted very close to this capacitor and will require the extra room. Avoid compactly built sets. Also, if you want to build everything into the receiver as I did on several models, you'll need room around the existing dial for the display section.
- Know your receiver, or at least know how to locate its AM and FM oscillators. Once you know what to look for, tapping into the oscillators is easy. A schematic of the set will be a great help.
- And finally, your set must have 455-kHz AM and 10.7-MHz FM IF's. This shouldn't be a problem because these IF's are worldwide standards.

Construction

This project is built on three PC

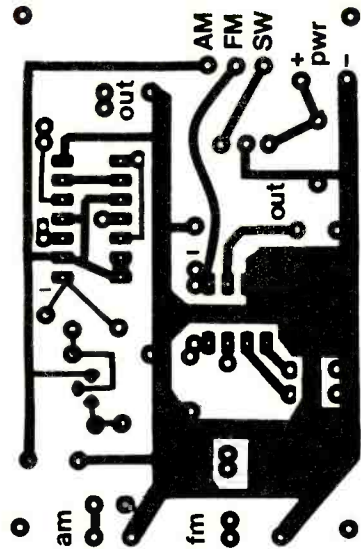


FIG. 4—FOIL PATTERN for the interface board shown full size.

short! Install all capacitors except C1 and C6. They connect between the radio and the interface board and will be installed later.

Install the IC's. You may have to enlarge the holes a bit to accommodate the leads of IC3. Install Q1, a MPF102, in the space provided. Attach a small heat sink to the tab of IC3. You can make one from a 1/4- by 2 1/2-inch piece of scrap aluminum shaped as shown in the photograph.

Complete this phase of the construction by connecting the leads to the input and output terminals on the board. Use 1/8-inch-diameter shielded cable for the two output leads and regular hookup wire for the rest of the wiring. These leads can be up to 3-feet long. (Be sure that the output leads are shielded; otherwise you'll get radio interference.) I used type RG-174/U coax in my installations.

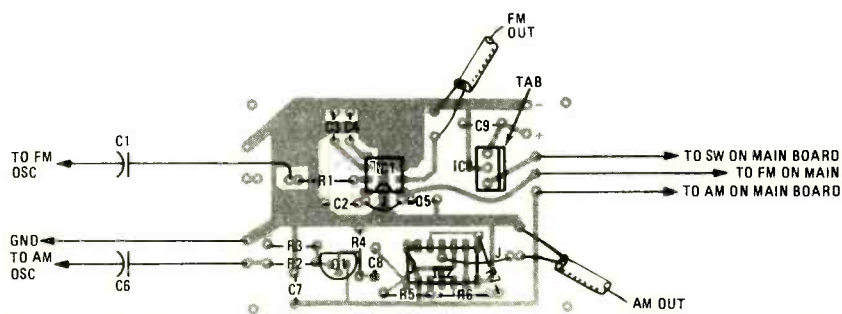


FIG. 5—COMPONENT PLACEMENT layout for the interface board. It is shielded and mounted very close to the radio's local oscillators.

boards. You can purchase them or construct your own from the foil patterns presented here. Start construction with the interface board (Fig. 4). (If you buy the boards and the interface board foil is tarnished, polish it with silver cleaner.) This board comes silver plated.

Begin construction by installing the two jumpers as shown in Fig. 5. Note that one is just below IC1 and the other starts at a point under IC2 and extends under R7. Add the resistors. **Keep all leads**

Now, let's tackle the display board (Fig. 6). Install the 13 wire jumpers as in Fig. 7-a. Be sure you get them all and that they are properly installed because the LED's cover most of them. Double-check your work and then install displays DIS1 through DIS4. Note that the ribbed ends point up on the display board—toward the F-segment foil on the reverse side. Install LED1 and LED2 in the center of the display to form the colon. Note how the LED's flat sides are oriented

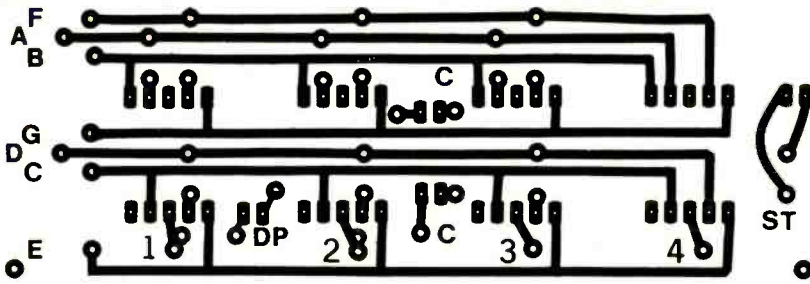


FIG. 6—DISPLAY BOARD FOIL PATTERN. Terminals just above "ST" are for optional LED stereo indicator, shown full size.

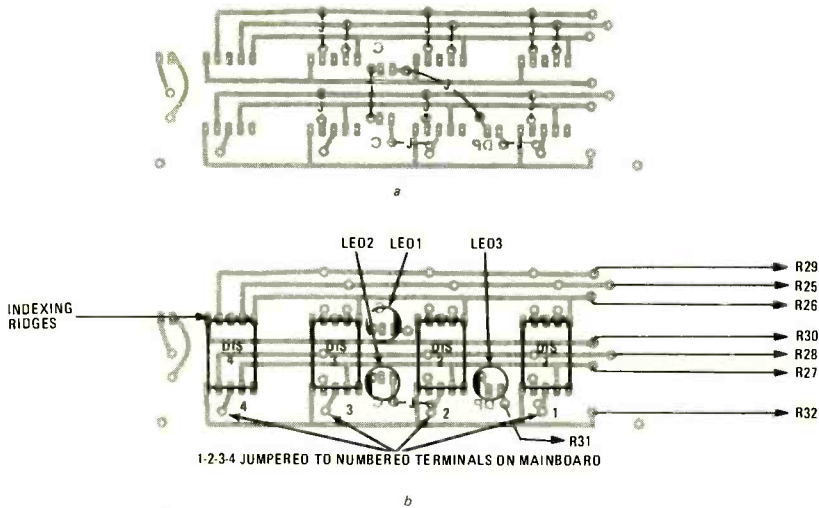


FIG. 7—DISPLAY BOARD component placements. Positions of the thirteen jumpers are shown at *a*; readout components are positioned as at *b*.

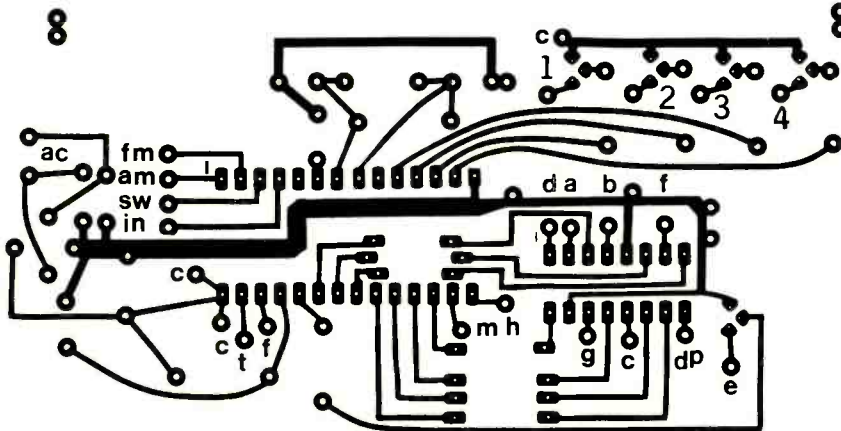
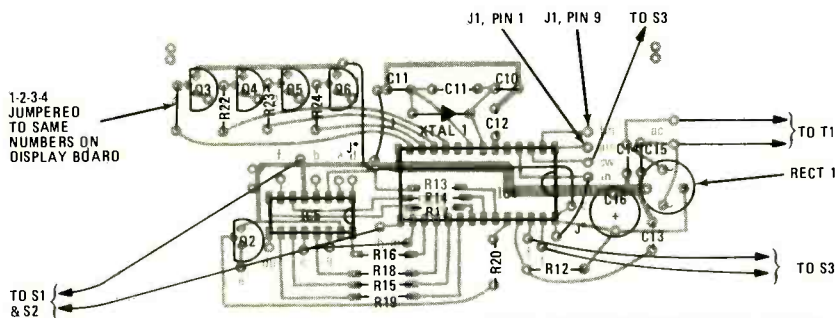



FIG. 8—FOIL PATTERN for the main PC board. The holes in the top right and left corners match similar ones in the display board and are used to join the two boards together, shown full size.




NOTE: INSULATED JUMPER AND R13, R14 & R17 ARE UNDER IC4. 01-02 AND R8-R10 ARE ON FOIL SIDE OF BOARD.
*INSULATED JUMPER FOR CONNECTIONS a-g AND dp ON IC5. SEE FIG. 3.

FIG. 9—HOW COMPONENTS ARE PLACED on the main board. Note insulated jumper running under IC4.

in Fig. 7-b. Finish up by installing the FM decimal point, LED3. A place, marked ST, has been provided for a stereo indicator LED. Use it if you wish to remote the radio's existing stereo indicator for a more professional looking display.



VIEW OF A PARTIALLY CONSTRUCTED MAIN BOARD. Note that R13, R14 and R17 are installed between the rows of pins used as the socket for IC4.



CLOSE-UP OF THE COMPLETED BOARD as it appears when installed in the case. Compare this view with that in the photo above.

Build the main board as in Figs. 8 and 9. Install the bare-wire jumper and then the two insulated jumpers. Add two rows of 14 Molex pins to form the socket for IC4. Do not break off the tabs until you are ready to install IC4 as the final step

continued on page 74

DON'T MISS ANY

Get every single issue of Radio-Electronics delivered right to your door, and before it appears on the newsstand. Use this coupon and subscribe now.

Mail to: Radio-Electronics
SUBSCRIPTION DEPT., P.O. BOX 2520,
BOULDER, COLO. 80322

name (please print)

address

city state zip code

check offer preferred

- 1 Year—12 issues **ONLY \$8.75**
- 2 Years—24 issues **SAVE MORE \$16.50**
(You save \$7.50 over newsstand)
- 3 Years—36 issues **GREATER SAVINGS \$24.50**
(You save \$11.50 over newsstand prices)
- Payment enclosed Bill Me
- Check here if this is a new subscription
- Check here if you are extending or renewing your subscription

Canada same as U.S.A. Extra Postage: Pan American \$1.50 per year, all other foreign \$2.00 per year.

40J7

MOVING?

Don't miss a single copy of **Radio-Electronics**. Give us:

Six weeks' notice

Your old address and zip code

Your new address and zip code

ATTACH LABEL HERE

name (please print)

address

city state zip code

Mail to: Radio-Electronics
SUBSCRIPTION DEPT., P.O. BOX 2520,
BOULDER, COLO. 80322

The Affordable Programmable

Never Before A Fully Programmable Calculator Available To The Scientific Community At Such A Low Cost!



by Mail Order

\$59⁹⁵

Credit Card Orders
Call Toll Free: 800-323-2272
Illinois Call: 312-595-0461

SUMMARY OF SPECIFICATIONS

- 12 DIGIT RED L.E.D. DISPLAY entries or results in 3 modes, scientific, fixed point or engineering
- PROGRAMMABLE—72 Keystroke program storage
- TRIG FUNCTIONS—Calculates in radians or degrees or grads
- HYPERBOLIC FUNCTIONS
- Ln, log, e^x, 10^x
- POWERS Y^x, Roots^x, Y
- FUNCTIONS OF X—1/x, X
- LINEAR REGRESSION: TREND ANALYSIS, SLOPE AND INTERCEPT
- STATISTICAL: Σ+, Σ-, averages, standard deviation, variance, permutations, combinations
- PERCENTAGE CALCULATION—add on/discount/yield/percentage
- π AND CHANGE SIGN KEY
- 10 MEMORIES—7 functions—M+, M-, MR, Mx, M÷, STORE, 9M
- DEGREES/DEGREE, MINUTE, SECONDS CONVERSION
- RADIAN/DEGREE CONVERSION
- POLAR/RECTANGULAR CONVERSION
- 8 METRIC CONVERSIONS
- SPHERICAL/CARTESIAN CONVERSIONS

The Commodore PR (Personal Resource) 100—Allows You To Personally Program According To Your Own Problem-Solving Needs!

WHY A PROGRAMMABLE?

The Commodore PR-100 Programmable Calculator introduces a new, innovative dimension in highly sophisticated mathematical and scientific problem-solving. It decentralizes and personalizes the decision-making power of the computer, bringing to you what was never before available in a programmable calculator with such features, yet at an amazingly affordable price.

Method of Entry: The Commodore PR-100 is designed for "Think and Touch" operation utilizing an algebraic mode of entry. You can enter equations which have up to 4 levels of parenthesis. Add to these features the 10 memory registers, and you can work the most complicated mathematical, scientific, engineering, business, statistical and combinational functions. Furthermore, you can also perform unit conversions: metric to English and English to metric.

Keyboard: The keyboard consists of 40 keys and 2 switches. 35 keys are for number and function entry. 10 of these keys are dual function (shifted keys).

SPECIALIZED FUNCTIONS:

Most of the important functions found on large scale computer systems are finally now available to you on the ultimate hand-held programmable calculator: iterative and recursive problem solving techniques; looping; conditional and unconditional branching.

ADVANTAGES OF THIS PROGRAMMABLE:

Consider for a moment the advantages of the Commodore PR-100. In terms of increased productivity you can now achieve the capability of: optimizing mathematical and scientific models; making trend and risk analyses; projecting and forecasting more accurately; performing statistical reductions; automating time-consuming "number-crunching."

The PR-100 is also a pre-programmed calculator that can achieve a multitude of functions: Basic + - × ÷ and = functions; clear entry or the entire calculation; Hyperbolic functions include: sinh, cosh, arc cosh and arc tan; Trigonometric functions include: sin x, cos x, tan x, arc sin x, arc cos x, and arc tan x. Calculates in radians, degrees or gradians. Enter x 0° to 360° (0 to 2π) or multiples of 360° (2 π). Natural Log (Ln x), Common Log (log x), Exponential (e^x), Antilog (10^x); Algebraic Functions include: x, x², 1/x. Powers: (Y^x); π (pi). Change Sign (+/-); x ↔ y exchange function; Parenthesis () enter equations that contain up to 4 levels of parenthesis without using temporary or intermediate storage.

Memory Functions: The PR-100 has 10 separate memory registers. For each memory there are 7 operations that can be performed: memory storage and clear, recall, addition, subtraction, multiplication, division and performs the desired functions on each memory.

NO LANGUAGE TO LEARN

Truly this programmable calculator is a powerful personal scientific and mathematical computing resource. And you don't need to know programming to make it work for you. There is no special language to learn. The entry system is so easy and flexible to use that you can apply it quickly to your own personal problem-solving techniques and style.

Special Functions of the PR-100: To allow you greater flexibility in programming, there are 3 special functions: 1. HALT—The program will halt and allow the user to read or enter data. 2. GOTO—Allows branching from one section of a program to another. 3. SKIP—Allows conditional flow of a program on an intermediate result; that is—the program goes one way if an answer is negative and another way is positive.

Loading, Editing and Modifying Programs: You can single step through a program to check it out, backstep through a program, easily read entered steps and modify a single step of a program.

Now personal programming is here. A step-function increase in capability over sophisticated slide-rule calculators. Capability you won't fully discover until you own a PR-100 yourself. Fill out the coupon below or call our toll free number for your two week trial. The Commodore PR-100 is powered by rechargeable NiCad batteries and is furnished with an AC adapter/charger, leatherette carrying case and full instruction booklet. One year manufacturer's warranty. Dimensions: 3 1/4" x 6 1/2" x 1 1/8" Weight: 4 oz.

Compute With It For Two Weeks—No Obligation

Please send me Commodore PR-100 Calculator(s) at the introductory price of only \$59.95 (plus \$3.95 shipping and insurance) each. If not completely satisfied, I can return it within two weeks for a prompt refund.

Instead, I/we would like to take advantage of your quantity price offering of \$54.95 (plus \$3.95 shipping and insurance) each. OFFER GOOD ONLY ON QUANTITY ORDERS OF 6 UNITS OR MORE! You can save \$30.00!

Check or M.O. Enclosed (Ill. residents add 5% sales tax)
 Please charge my credit card checked below:
 American Express BankAmericard Carte Blanche
 Diners Club Master Charge

Credit Card # _____

Master Charge Bank # _____ Exp. Date _____

Name _____

Address _____

City _____ State _____ Zip _____

Signature _____

REMB-001

Contemporary Marketing Inc.
790 Maple Lane, Bensenville, Ill. 60106
Call Toll Free: 800-323-2272
Illinois Call: 312-595-0461

Should your career in electronics go beyond TV repair?

**CREI prepares you at home
for broader and more advanced
opportunities in electronics —
plus offers you special arrangements
for engineering degrees**

There is no doubt television repair can be an interesting and profitable career field. TV repair, however, is only one of the many career areas in the fast growing field of electronics.

As an indication of how career areas compare, the consumer area of electronics (of which TV is a part) makes up less than one-fourth of all electronic equipment manufactured today. Nearly twice as much equipment is manufactured for the communications and industrial fields. Still another area larger than consumer electronics is the government area. That is the uses of electronics in such areas as research and development, the space program, and others.

Just as television is only one part of the consumer field, these other fields of electronics are made up of many career areas. For example, there are computer electronics, microwave and satellite communications, cable television, even the broadcast systems that bring programs to home television sets.

As you may realize, career opportunities in these other areas of electronics are mostly for advanced technical personnel. To qualify for these higher level positions, you need college-level training in electronics. Of course, while it takes extra preparation to qualify for these career areas, the rewards are greater both in the interesting nature of the work and in higher pay. Furthermore, there is a growing demand for personnel in these areas.

Unlike most other home study schools, CREI programs are devoted exclusively to preparing you for careers in advanced electronics. All of CREI programs are college level. And CREI gives you both theory and practical experience in advanced electronics.

Unique Design Lab

A unique feature of CREI training is its Electronic Design Laboratory Program, which trains you to actually design circuits. It also helps you understand the theories of advanced electronics and gives you extensive practical experience in such areas as tests and measurements, breadboarding, prototype construction, circuit operation and behavior, characteristics of electronic components and how to apply integrated circuits.

Career Training at Home

Only CREI offers this unique Lab Program. It is a complete college lab and, we believe, better than you will find in most colleges. The "Lab" is one of the factors that makes CREI training interesting and effective. And the professional equipment in this program becomes yours to keep and use throughout your professional career after you complete the training.

Engineering Degree

CREI offers you special arrangements for earning credit for engineering degrees at certain colleges and universities as part of your home study training program. An important advantage in these arrangements is that you can continue your full time job while "going to college" with CREI. This also means you can apply your CREI training in your work and get practical experience to qualify for career advancement.

Wide Choice of Programs

CREI gives you a choice of specialization in 14 areas of electronics. You can select exactly the area of electronics best for your career field. You can specialize in such areas as computer electronics, communications engineering, microwave, CATV, television (broadcast) engineering and many other areas of modern electronics.


FREE Book

In the brief space here, there isn't room to give you all of the facts about CREI college-level, home study programs in electronics. So we invite you to send for our free catalog (if you are qualified to take a CREI program). The catalog has over 80, fully illustrated pages describing your opportunities in advanced electronics and the details of CREI home study programs.

Qualifications

You may be eligible to take a CREI college-level program in electronics if you are a high school graduate (or the true equivalent) and have previous training or experience in electronics. Program arrangements are available depending upon whether you have extensive or minimum experience in electronics.

Send for this **FREE** Book describing your opportunities and CREI college-level programs in electronics



Mail card or write describing qualifications to

CREI **CAPITOL
RADIO
ENGINEERING
INSTITUTE**

McGraw-Hill Continuing Education Center
3939 Wisconsin Avenue Northwest
Washington, D.C. 20016

Accredited Member National Home Study Council

GI Bill

CREI programs are approved for training of veterans and servicemen under the G.I. Bill.



EQUIPMENT REPORTS

continued from page 20

this rocking usually occurs at 0.1 volt and can be ignored.

Our sample unit came in an impressive leather-like carrying case, *model 00747*. The case has a flap pocket to hold the meter. An adjustable neck-strap is used. The top flap of the case can be turned back and snapped down so that you can carry the instrument around your neck. Holes in the side of the case allow the test leads to be plugged in. A neat pocket on the bottom of the case holds the test leads, and even the battery charger can be carried in its own little pouch, which hangs on the neck strap. A flip-up stand has rubber feet so that you can set the *model 461* at the right viewing

angle for bench work. Since there are no connections on the back, the meter can also be set in the vertical position.

The *model 461* is reasonably priced at \$142.95, complete with test leads, battery charger and NiCad batteries. The human engineering of the controls, readout, etc., is excellent and makes the *model 461* a useful and highly accurate piece of test equipment. **R-E**

Triplett Model 64 FETVOM

THE THIRD OF THE 60-SERIES TRIPLETT VOM'S is the *model 64 FETVOM*.

Like the others, this, too is contained in a green drop-proof high-impact plastic case. The *model 64* has a high-impedance input of 11.12



CIRCLE 96 ON FREE INFORMATION CARD

megohms in all ranges. It can be used in electrical work, industry and schools; and is particularly applicable in solid-state electronics; radio, TV, CB, and so on. It reads DC voltages up to 1000 volts, with the lowest scale from 0- to 300-mV full scale; eight ranges give flexibility; and the AC voltage ranges are frequency-compensated (except for the 300- and 1000-volt ranges), reading from 20 Hz to 20 kHz. A dB scale is provided on the meter, with a chart showing the range. 0 dB is 1 mW across 600 ohms, or 0.775 VAC.

A single switch selects all voltage and resistance ranges. The function switch on the left side of the panel selects the AC or DC volts. The polarity switch on the right reverses the polarity of DC voltages. This switch also reverses the polarity of test leads in the ohmmeter function for transistor testing. The seven ohms ranges are all (except for the $\times 1$ -megohm range) low-power ohms, which apply only 90 mV across the device under test. In the $\times 1$ -megohm range, only 0.9 volt is used.

A special junction-test function has its own scale at the bottom of the meter scales. When connected across a good junction of a transistor, diode or IC, the meter shows infinity in one position of the polarity switch; and in the other (forward-biased) position, it reads open, short, germanium or silicon, for both testing and identification. Any significant reading in the infinity direction shows that there is leakage across the junction.

The very first FETVOM's were delicate little things. The *model 64* is specially designed for ruggedness and for electrical safety as well. It has all the regular VOM features, such as recessed test-lead jacks, no exposed metal on the case and so on. It is well-protected electrically, too. Quite a few protective devices are used: a 1-amp fuse in the common lead; protective diodes across the meter itself; a neon lamp shunted across the FET input; an arc gap for good measure; and the same 2-amp 1000-volt fuse to protect the meter against explosive arcs that could not only damage the instrument but also the user. All ranges are guaranteed to withstand up to 1000 volts AC for 30 seconds.

Calibration instructions are given in the manual. Only one is needed for DC, which is set for full scale on a 1.0-volt input on the 0-1-volt range. AC voltages have two, one for calibration on the 3-VAC range, and another for compensation on the 30-V AC range.

A high-voltage probe will raise the upper range of the meter to 30 kV DC. The case handle doubles as a bench rest to hold the instrument at any desired angle.

This nice, useful piece of test equipment is built for long service, and is available from Triplett Corp., Bluffton, OH 45817. The *model 64* sells for \$136.00. **R-E**

**This ONE Wiring Tool
Does The Work Of FIVE**

- ① Long Nose Plier
- ② Wire Stripper
- ③ Wire Cutter
- ④ Bolt Cutter
- ⑤ Wire Crimper

It strips wire without damaging the conductor. Cuts machine bolts without damaging threads. Cuts wire with a clean, scissors action. Crimps both insulated and non-insulated wire to make permanent, solderless connections. Its lean plier-nose pulls wire, loops wire ends, loosens and tightens small nuts. Blue dipped plastic cushion grips are kind to hands. Tough, durable, precision made to CHANNELLOCK standards. Length 8¹/₄ inches.


The No. 908G WIRE TOOL by CHANNELLOCK. Ask your tool supplier for it. Write for free catalog information. CHANNELLOCK, INC., Meadville, Pa. 16335.



No. 908 — G WIRE TOOL

Meet The Family • Send For Free Catalog.

Sencore model CB44 27-MHz scope frequency converter



CIRCLE 98 ON FREE INFORMATION CARD

IT MAKES IT MUCH EASIER TO FIND PROBLEMS when you can actually look at the modulated RF carrier of a CB transmitter. Under- and over-modulation, clipping, nonlinearity and many other problems can be identified. Until recently, you needed a 30-MHz scope to do this. A circuit has been developed that lets you observe the modulated carrier on any scope with at least a 1.0-MHz bandwidth. Sencore (3200 Sencore Dr., Sioux Falls, SD 57107) has

used this circuit in their *model CB42 CB Analyzer*.

Now, this company is marketing this circuit as the *model CB44 27-MHz scope frequency converter*.

The *model CB44* has a built-in dummy load rated at 12 watts P-P and at 4 watts average power. A cable and a PL259 plug allow you to connect it to any CB transmitter. The scope is connected to handy terminals on the other end of the unit. What it does is to beat the 27-MHz CB carrier against an oscillator running at 26.865 MHz, resulting in a beat frequency that will be within a 200 to 800-kHz range on CB Channels 1 to 40.

It uses a novel circuit for doing this. The oscillator is a FET with a bipolar buffer. The operating power for the circuit is provided by the CB transmitter's RF carrier. This is rectified, filtered and regulated to run the oscillator on any signal with 1.0 watt of RF power or more. No external power supply at all is necessary.

The output terminals used are unique and very handy. Each one is just a little loop of bare wire on an insulated board. There are three terminals: a scope output, a common and a low-impedance output straight from the RF carrier for use with a frequency counter. Just clip the scope and counter leads to the loops and away you go. Modulation and frequency can be read simultaneously.

A little plastic overlay is included that you attach to the screen of any 3- or 5-inch scope. This is calibrated for an exact reading of the modulation percentage. You set the unmodulated RF carrier level to just fill the space between the two zero marks; and from then on everything is easy. Positive and negative modu-

lation percentage can be read directly. For best results, the test signal should be a good 1-kHz sine wave. Overmodulation, clipping and non-linearity can be seen. Modulation limiters in the transmitters may be checked out. SSB transmitters can be checked in the same way. You can use either the SSB double-frequency test tone or a single-frequency 1-kHz sine wave. The instruction manual contains typical scope patterns showing correct modulation and several possible faults.

If you happen to like the old original trapezoid pattern for the modulation tests, you can do it. Just feed the scope from the *model CB44* vertical scope output and connect the scope horizontal input (set it to external horizontal sweep) to the collector of the CB modulator. The same graticule can be used for modulation percentage, clipping, etc. Modulation nonlinearity is easy to spot using the trapezoid pattern.

The *model CB44* is a good way to get some more use out of that old but good narrow-band scope. Quite a handy little device and it sells for \$75. **R-E**

COMPUTERS

Next month's issue of **Radio-Electronics** will contain a round-up of microcomputer mainframes. It will feature the most popular ones. So, if you're looking to purchase one, or even if you already own one and are interested in knowing what the latest equipment looks like, don't miss the February issue of **Radio-Electronics**.

NEW LBO 520

30MHz DUAL TRACE OSCILLOSCOPE WITH DELAY

| | | |
|-----------------------------|----------------------------|-------------------|
| 150 | SPECIAL INTRODUCTORY OFFER | 150 |
| | NORMAL PRICE \$999.95 | |
| INCLUDES 2 PROBES | SAVE \$150 | INCLUDES 2 PROBES |
| | ON LBO-520 OSCILLOSCOPE | |
| | SPECIAL PRICE \$849.95 | |
| OFFER EXPIRES FEB. 28, 1978 | | |



FEATURES:

- 5mV sensitivity
- 11.7nS rise time
- Fixed delay (120nS)
- 20nS/cm sweep capability

SPECIFICATIONS

| | |
|-----------------------------|--|
| CRT DISPLAY AREA | 5" |
| ACCELERATOR VOLTAGE | 8cm (VERT) x 10cm (HORIZ.) 4.8kV/1.2kV |
| BANDWIDTH-SENSITIVITY | DC-30MHz (8cm BASE 3/1B) 5mV/cm 5V/cm 10 STEPS. 1.25 SENSITIVE UNCALIBRATED AND CONTINUOUSLY VARIABLE IN BETWEEN STEPS 1M OHM 25pF |
| INPUT IMPEDANCE | 600V (DC AND AC PEAK) |
| INPUT VOLTAGE DISPLAY MODES | CHANNEL 1, CHANNEL 2, ALTERNATE, CHOP (230kHz), X, Y (CH 1 - X, CH 2 - Y) |
| RISE TIME | 11.7nS |
| TRIGGERING | CH 1, CH 2 |
| SIGNAL DELAY | 120nS |

HORIZONTAL SWEEP TIME

| |
|-----------------------------------|
| 0.2uS/cm 0.5 Sec/cm |
| MAX SWEEP 20uS/cm WITH MAG. x 10 |
| UNCALIBRATED AND CONTINUOUSLY |
| VARIABLE IN BETWEEN STEPS |
| AUTO SYNCHRONIZE TO REPEATED |
| WAVE FORM OVER 20Hz |
| FREE RUN BELOW 20Hz AND |
| UNDER ND TRIGGER CONDITIONS |
| NO SWEEP UNDER ND TRIGGERING |
| NORMAL SINGLE ONE TIME SWEEP ONLY |
| AC HF REJ TV DC TEXT 1 |
| INTERNAL CH 1 CH 2 |
| EXTERNAL |
| POLARITY AND |
| 0.5cm 20Hz 30MHz (AC) |
| 5mV/cm 5V/cm X AXIS & Y AXIS |

LEADER
Instruments Corp.

ALL CONTROLS ON FRONT PANEL FOR EASY OPERATION. LAMP INDICATION FOR UNCALIBRATED AND TRIGGERED CONDITIONS. BEAM ROTATOR ADJUSTS FOR MAGNETIC FIELDS. HANDLE SERVES AS LOCKING HANDLE.
POWER SUPPLY 50/60Hz 100V/115V/200V/215V/230V

SIZE WEIGHT ACCESSORIES

11" (W) x 6" (H) x 14 3/4" (D)
19 lbs
PROBE COMBINATION DIRECT/LOW CAP LPB 16X 12)
BNC TERMINAL ADAPTER (2)

TOLL FREE HOT LINE
800-223-0474


THE TEST EQUIPMENT SPECIALISTS

54 West 45 Street, New York, N.Y. 10036 212-687-2224

ADVANCE
ELECTRONICS

The better the training and equipment the better you'll be equipped.

Send for one of these **FREE Illustrated Career Guides:**



Build and keep some of the finest technical equipment made when you train with an NTS Project-Method home study course. And it's usually the same type of equipment you'll meet in the field and use on the job. It will help you acquire first-hand experience and skill — help prepare you better for a variety of exciting technical careers:

ELECTRONICS DIVISION: Courses include professional equipment like 5" solid-state oscilloscope, transistor and tube-tester, vector monitor scope, 74 sq. in. B&W TV, and solid-state stereo AM-FM multiplex receiver, speakers. Color TV courses feature advanced NTS/HEATH DIGITAL GR-2000 Color TV with silent varactor diode tuning; digital read-out channel selection (with optional digital clock), big 315 sq. in. screen.

MECHANICS DIVISION: Learn engine diagnostics, motor overhaul, transmissions, automotive maintenance. Courses include 9 in. solid-state automotive oscilloscope, testers, tools, mechanic's steel tool box, & more.

AIR CONDITIONING, REFRIGERATION/HEATING DIVISION: Learn servicing of commercial, industrial and residential heating and cooling equipment. Courses include hermetic unit analyzer, leak detector, charging testing-purging manifold set, tools and more.

HOME APPLIANCES DIVISION: Courses cover repair and maintenance of washers, dryers, ranges, smaller appliances. Equipment includes NTS Circuit-Trainer and professional multimeter.

LOWER TUITION FOR YOU: We employ no salesmen, pay no commissions. You receive all home-study information by mail only. Make your own decision, your own comparisons. Send card today or write for illustrated catalog in field of your choice, all details.

NO OBLIGATION. NO SALESMAN WILL CALL.

APPROVED FOR VETERAN TRAINING
Get facts on new 2-year extension.

NATIONAL TECHNICAL SCHOOLS

TECHNICAL-TRADE TRAINING SINCE 1905
Resident and Home-Study Schools
4000 So. Figueroa St., Los Angeles, Calif. 90037

NATIONAL TECHNICAL SCHOOLS
4000 South Figueroa St., Los Angeles, Calif. 90037 Dept. 206-018

Please send **FREE** Color Catalog and Sample Lesson.
NO OBLIGATION. NO SALESMAN WILL CALL.

- Electronics Division
- Mechanics Division
- Air Conditioning/Refrigeration/Heating Division
- Home Appliances Division

NAME _____ AGE _____

ADDRESS _____

CITY _____ STATE _____

Please fill in Zip Code for fast service _____

- Check if interested in G.I. Bill Information.
- Check if interested **ONLY** in classroom training in Los Angeles.

Forest Belt tells...

What You Need To Know About Tools And Handy Gadgets

WHAT WOULD YOU THINK IF I TOLD YOU THAT TOOLS SERIOUSLY AFFECT YOUR PROFESSIONAL life? They can and they do. Selecting proper tools—and using them wisely—means almost as much to fast, efficient servicing as test equipment. Correct tools often make the difference between a rough, slipshod job and a smooth, professional one, between a repair that takes too long and one that is prompt and quick. Believe me, tools control both your reputation and your profits.

Sometimes it's a matter of choice. For example, suppose you need to make a $\frac{7}{8}$ -inch hole through a car top. Do you pick a chassis punch or a hole saw? Or do you use a $\frac{7}{8}$ -inch twist-drill bit? How about a nibbling tool? Do you know what all four of these tools are? Is your choice set by what you have on hand, or do you own them all?

Each tool works in its own special way. To make a hole in flat, blank metal at your workbench, anything but a chassis punch would be unhandy. Even a chassis-nibbler is slow, but it lets you cut holes of almost any shape. However, on a car top, you would find the chassis punch is awkward to manipulate and the nibbler is ineffectual.

For drilling through a wall, only a drill bit makes sense; it's long enough, and there is seldom a danger of rupturing anything on the other side. Yet, for drilling through a metal car roof, a $\frac{7}{8}$ -inch bit does only a ragged, meandering job. And you'll be astonished how suddenly the drill can gouge the upholstery beneath the roof. On the other hand, a hole saw, with a $\frac{1}{4}$ -inch guide hole centerpunched and drilled with a stubby bit, takes out a $\frac{7}{8}$ -inch circle of body steel slick and clean. You would have to be very careless to mar the upholstery.

The point is, you choose tools to fit the task. But this presumes that you know about all kinds of tools and gadgets. You should be familiar with them, and you should own the right ones.

The proper tools can save you countless minutes, hours and dollars; and you'll perform better installations and repairs. This will assure you a reputation that draws customers back for other profitable work.

Coping With Wire and Cable

Tools that make your wire and cable connections look and perform as if they were prepared by a factory machine.

CAN YOU, WITHOUT FUMBLING OR BUMBLING, prepare a coaxial cable for a PL-259 connector? Can you strip and tin an 8-conductor rotator cable and crimp the proper-size lugs onto each wire? Do you know how to splice two hookup wires neatly and solidly and completely insulate them without using solder or messy black tape?

If you can, you have most technicians beat. The average technician, given any of the above tasks, begins with a knife or razor blade. Even if the resulting splices or connections are not splattered with blood spots, they seldom appear professional.

However, they could . . . with tools that are now available, you can make your cables and wiring look and perform as if a factory machine had prepared the connections. If you are meticulous, your handiwork performs even better and lasts longer.

Stripping and tinning

Hacking away at insulation with a razor blade or knife is dangerous. It's easy to slice a finger, and you generally cut off more insulation than you intended. Also, it's difficult to gauge the depth to which you slice until you spot the nicks in the inner insulation, braid or wire. Nicked wires break easily, especially later on when the wire or cable is flexed. And snagged insulation invites short circuits. (Old rule: If a wire *can* short, it *will*!) Stragglng strands of wire or braid can also cause shorts, sometimes in the most unexpected places.

The secret to stripping a wire neatly lies in using a wire-stripping tool. If you're adept, you can use the round stripping notch in the jaws of your diagonal cutters. With plenty of practice, adept technicians learn to strip insulation with plain diagonal cutters or side cutters, occasionally nicking or breaking only a few strands. But both methods are makeshift.

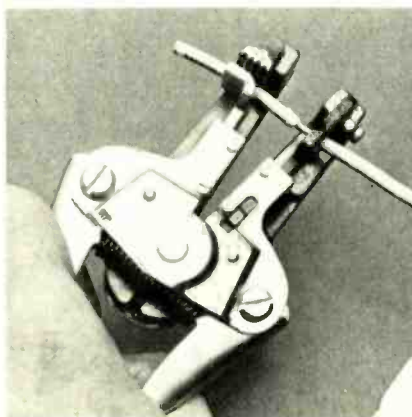
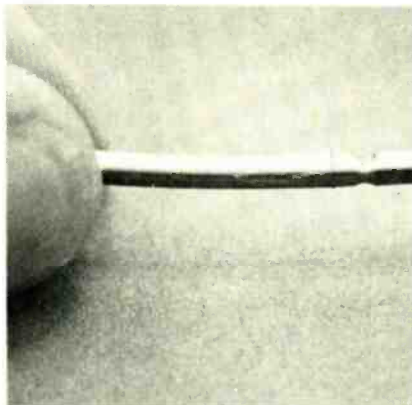

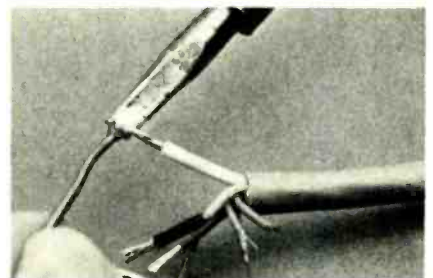

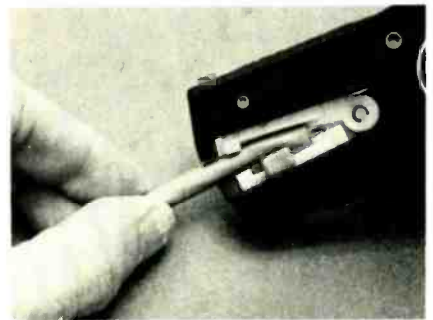
Obtain a good wire-stripper for your toolbox. You can buy inexpensive models that include crimper jaws. For a really

professional appearance, combined with true speed and ease, find a stripping tool that holds the wire gently as it strips off the insulation. Of course, an elaborate tool costs more, but by the second or third time you use it, the minutes you save have paid for the tool.

There's an important bonus too: Connectors fit better, can be installed faster and stay in place longer when the wire or cable has been prepared to exactly the right dimensions and has no messy ends. If you choose your wire-stripper wisely, you can use it to cope with several different kinds of wires and cables.

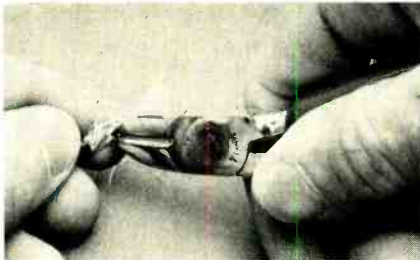
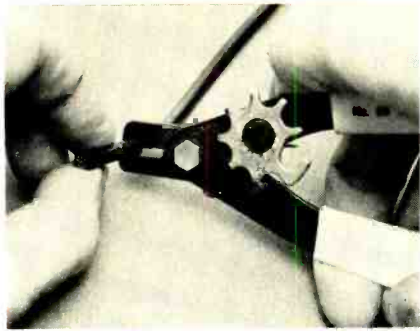
Stripping techniques vary only a bit

with cable type. How much you strip depends on the type of connector you plan to attach. For crimped (or soldered)



IT'S POOR PRACTICE to try stripping wires with diagonal or side cutters, even with a stripping notch. Nicked wires soon break. A stripping tool does the job smoothly and neatly.

MULTIPLE-WIRE CABLES should be stripped, tinned and fitted with lugs for proper connections. Lazy technicians wrap stranded wires around terminals and eventually wind up with short circuits.



COMPETENT WAY OF STRIPPING COAXIAL CABLE without fancy tool involves stripper for insulation and diagonal cutters to snip braided shield back.

lugs, strip no more than 1/4-inch of insulation from the end of the wire.

Tin wire ends after stripping, to prevent strand raveling. Soldering the wire to a lug becomes easier; wrapping it around a terminal screw is smoother; and crimped lugs grip tighter and leave no loose strands.

You can even strip coaxial cable with some multipurpose strippers. Just set the tool for the right diameter at each step.

Here's the procedure:


1. Strip the right amount of vinyl outer covering;
2. Snip (with diagonal cutters) the braid to proper length; and
3. Strip the center insulation.

The illustrations show two kinds of strippers being used. Either one can manage coaxial cable by this technique outlined above. Note in the photos how the stripper is set for step 1—much larger than *in* any of the notches. However, as Table I shows, you can buy strippers meant only for coaxial cable that do a neat job—sometimes in one step.

You seldom have to tin the shielded braid of coaxial cable. On hi-fi cables, however, that are made similarly, you may need to unwind some braid and tin it. To tin any stranded wire, heat the strands (after twisting) until the solder melts and flows among the strands. Before the solder sets (cools), shake off any excess. You don't want any blobs or tips sticking out; they cause trouble.

Making terminations

Where screw terminals are involved, most technicians take the "easy" way out. They twist strands together, wrap the wire end around a screw and then tighten. This results in weak, sloppy, careless and trouble-prone connections.



PLACE SEAM OF LUG BARREL in broad saddle of crimper to avoid distortion. Some lugs don't have seams. Tongue styles, left to right: spade, flanged spade, hook and ring.


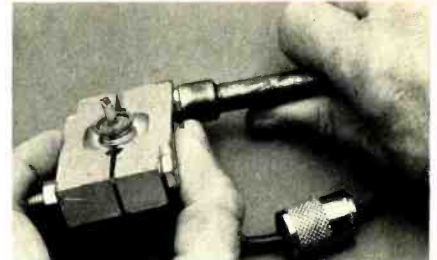
It's just as easy to attach lugs. Several kinds of lugs are available, and all can be attached to wires by crimping. For a really solid job, take the time to tin the wire ends before you crimp the lugs on. On the other hand, you can make dependable crimped connections by just twisting the strands tight before inserting them into the lug.

Just one word of caution about crimping: Pay attention to how you orient the barrel of the lug in the crimper. Place the barrel seam in the larger *cradle* of the crimping tool so that the smaller crimping tip indents the other side of the barrel and doesn't spread the seam apart.

Choose lugs that fit the wire size; a wide selection is available. You can even buy kits of popular sizes and shapes, with a crimping tool included. It takes just a few minutes to crimp a lug on each wire you plan to connect to a terminal screw. Dependability, neatness and long life of the connections are worth the extra trouble. You are a professional, right?

Terminating coaxial cables, whether for communications or for TV or hi-fi, is a bit more difficult but seldom takes much more time. Once the cable is stripped to fit the connector, tin the stranded center conductors. If the connector is to be soldered on, tin the center wire *even if it's solid*; it will bond easier inside the connector. Tin the shield braid only if the connector does not require that you "fan" it out. If the braid is to be soldered, form it to fit the connector and then tin it. (Soldering is always easier if the wires are tinned in advance.) However, do not tin the connector's hollow center pin. You couldn't run the center conductor as deep as you need to for dependability.

With the right tools, you can crimp connectors onto coaxial cable. An example is the PL-259 connector used in



TIGHTENING BOLTS of this Model 1100 Gold Line crimper attaches PL-259 connector to coax cable.

communications and CB radio. Gold Line makes a bolt-operated crimper that lets you squeeze both pin and shell for a tight connection between the cable and the connector. A hand-operated crimper does a similar job. You prepare the cable ends just as you would when soldering on a connector, but instead of soldering, you crimp. You must use a filler for the center pin with small coaxial cables, so the pin grips the center wire tightly.

Some coaxial connectors require only pliers for installation. Ask your distributor to demonstrate the various types of pliers, and select whichever is most convenient, neat *and* dependable for your purposes.

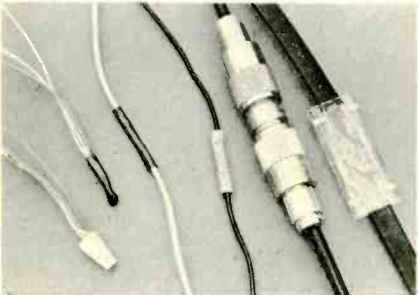
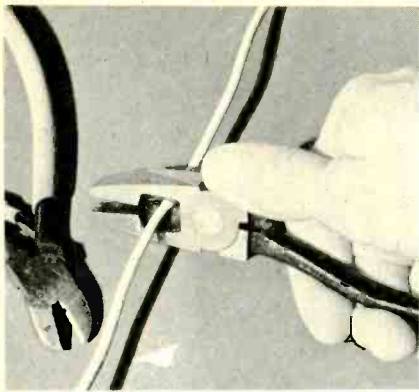
Do not leave any bare wires near a connector or terminal. Bare wires can get crossed and short-out, or touch terminals they should not. If careless soldering melts the insulation near a plug or terminal, clip the ends and remake the connections.

Splicing wires

There are three ways to splice wires without creating a mess.

One method is bulky for electronics wiring, but it makes sense when you have more than two wires to bring together, yet don't have a vacant terminal strip handy. Use a device called a *wire-nut*. Just twist the bare wire ends together, insert them into the wire-nut and wind the wire-nut tight. Threads inside the wire-nut grip the wires tightly, and the outer shell insulates the multiwire splice. Just be careful not to strip the bare ends back too far; the wire-nut skirt must extend well over the insulation on all wires. Small wire-nuts don't take up much space if you keep the wires short.

You can use shrinkable tubing to make a two-wire splice look neat and stay insu-



WIRE SPLICES CAN BE MADE with wire-nuts, shrink tubing, crimped butt splicers. Coax cable and TV twin-lead should be spliced only with connectors that do not upset impedance of cable.

lated. A butt splice, with wires end-to-end, is best. A twisted end splice done this way can work if you're careful, but it does not look as neat. Strip about 1/4-inch of insulation for the end splice, or about 1/2-inch for a butt splice.

For a butt splice, slip an inch or so of shrinkable tubing onto one wire. Twist the wires together and solder them. Slide the shrinkable tubing down over the bare portion of the wires, making sure it extends well over the insulation. Heat it, so it shrinks. A heat gun is best. If you use a match or torch, you may melt the insulation. Just apply the heat quickly and then remove it.

A crimped butt splice is dependable, neat and easy. Buy a box of butt splicers to use with your crimping tool. Strip each wire about 1/4-inch. Insert one wire into each end of the splicer, and crimp both ends. Tug on the splice to make sure you have a solid crimp on both wires.

Splicing coaxial cable, especially communications-type where impedance must be kept constant, is done best by using devices designed especially for the purpose. Do you have a damaged coaxial cable? Just clip out the damaged portion and install a PL-259 connector on each one of the two free ends. Then, attach a PL-258 double female adapter between the two PL-259's. This method is quick and dependable. If the cable is located outdoors, wrap it with tape or—for permanence—shrink some large tubing over the three connectors.

Some technicians splice 300-ohm flat twin-lead any old way. But this is poor practice, creates ghosts and sometimes

TABLE I
Wire-Stripping Tools & Crimpers

| Manufacturer Brand | Model | Strips Wire Sizes (AWG) | Strips Coax Cable | Cuts Cable | Holds Wire As Strips | Connectors Crimped | Remarks |
|--|------------------|-------------------------|-------------------|------------|----------------------|--------------------|-------------------------|
| AMP Inc. Box 3608 Harrisburg, PA 17105. | None | | • | • | • | | |
| Channelock Meadville, Pa 16355. | 908G | 10-22 | • | | | | |
| GC Electronics 400 S. Wyman St. Rockford, IL 61101. | 8176S | 10-22 | | | • | Lugs | |
| | 744-I | 8-22 | | • | | | |
| | 766-I | 8-22 | | • | | | |
| | 802 | 10-22 | | • | | | |
| | 760 | 12-20 | | | • | | |
| Gold Line Van Zant Norwalk, CT 06855. | 1111 | | | | | Coax | Hand tool |
| | 1100 | | | | | Coax | Bolt-operated |
| Ideal 1842 Tannery St. Great Bend, PA 18827. | T5-T7 | 10-30 | | | • | | |
| | T32 | | • | | • | | |
| | T33 | TV lead | | | • | | |
| | 45-164 | | • | • | • | | |
| | 45-090 to 45-098 | 8-30 | | • | • | | |
| Radio Shack 2617 West Seventh St. Fort Worth, TX 76107. | 64-2268 | 12-18 | | | • | Lugs | |
| | 64-405 | 12-18 | | | • | Lugs | |
| | 64-1952 | 12-24 | | | • | | |
| | 64-2129 | 12-24 | | | • | | |
| | 64-1918 | 8-22 | | • | • | | |
| Vaco 510 N. Dearborn St. Chicago, IL 60610. | T-1710 | | | | • | Lugs | |
| | 1900 | 10-22 | | | • | Lugs | Cuts No. 4-No. 10 bolts |
| Waldom 4641 W. 53d St. Chicago, IL 60632. | H3A,H4A | | | | | Lugs | |
| | CT-4070 | | | | | Lugs | Cuts No. 4-No. 10 bolts |
| Xcelite P.O. Box 728 Apex, NC 27502. | 100 | | | | • | | |
| | 103S | | | | • | | |
| | 590 | | • | | • | | |
| Utility Tool Corp. 46 Nooks Hill Rd. Cromwell, CT 06416. | UT-5800 | RG-58/U | | | | | |
| | UT-8000 | RG-8/U | | | | | |

color problems in TV receivers, and is needless. You can buy male and female extension connectors and attach them to the free ends of the antenna leads (tin the stranded wires), then plug the two connectors together. Outdoors, cover them with tape or shrinkable tubing to keep out moisture. This splicing method works even for shielded 300-ohm cables, if you solder the shield ends together underneath the tape or tubing.

Four wiring criteria

Tools and techniques for handling wires and cables are successful only if they enable you to meet four criteria:

1. Connections and splices must look neat, visibly proving your professionalism.
2. Connections and splices must be

electronically sound, and must stay that way. Otherwise, you can expect call-backs. Insulation must also remain intact.

3. Connections and splices must be mechanically solid and secure. Vibration, normal tugging and even mild abuse should not break or loosen your wiring.

4. Connections and splices must be weatherproof. Moisture and corrosion are serious enemies of electronic wiring.

You will never regret owning and using the tools it takes to maintain these standards of quality in your work. **R-E**

Handy Gadgets That Speed Up Service

Tools and gadgets that save time and make your workbench more enjoyable

EXPERIENCE INTRODUCES YOU TO A LARGE array of tools and gadgets that other technicians find useful. And, if you browse your distributor's shelves and racks occasionally, you can find a few devices of this nature yourself. You should keep an eye out for them because without spending a great deal you can end up saving money. Anything that makes servicing jobs easier also makes them faster. And saving time puts money in your cash register.

Sometimes you know the item you need but don't know where to find it. Perhaps you saw someone else using it, or it appeared in a magazine ad (an excellent place to find new servicing aids). Maybe you read about it in a catalog, but you can't remember whose.

What follows is a list of handy servicing gadgets you should know about. Probably you already know about some of them since they've been around a long while. They're included in this article for newcomers who may not have spotted them yet. Other items you may have heard of but have not known where to find them. I have listed sources for all these service aids.

You can also ask your electronics distributor (he can't display *all* his inventory). He can order an item if you tell him who makes it.

Some devices are so relatively new that if you don't keep up-to-date with catalogs or magazine ads, you might have missed

some. I hope you will find at least a couple of items here that can save you a lot of time and money over the next few months.

Tool cases and kits

In keeping with modern professionalism, there is a trend toward carrying tools in neat, trim attache-type cases. No more tool pouches slung low on a belt; no more tackle-box-type containers mixing tools among junk; and no more dumping your tube caddy on the customer's floor or even on a dropcloth.

One company that provides cases is Platt Luggage. Their *model 600T* is considered best for electronics technicians. Pallets can be made up to hold whatever tools you want to put on them. Some pallets come ready-made, with a list of tools that fit and plenty of room for larger tools in the bottom of the case.

Vaco assembles a broad selection of hand tools in a kit for in-home servicers. The *model 70260 Super Case* holds 48 tools for bench work *and* service calls. This careful pallet arrangement insures neatness and cuts down on lost and damaged tools.

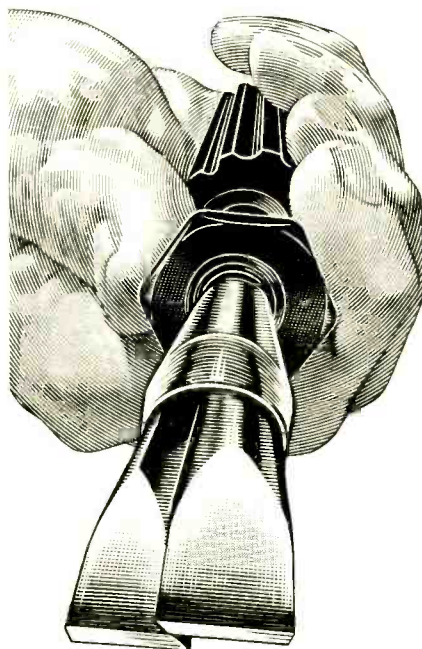
Techni-Tool Inc. offers similar tool kits. Their small tool arrangements are housed in zippered vinyl cases. Larger sets come in attache cases, with pallets that hold the tools in their own specific slots. Heavy outfits, such as for air-conditioning repair or servicing heavy machines, come in steel tool boxes with trays. Techni-Tool has grouped the tools necessary for many specialties: the *model 7609* is suitable for house calls; the *model 7603* contains installation tools.

Carrying all the necessary tools in one pack obviously saves time and effort, and it also saves tools. GC Electronics makes a rollup pack (*model 8283*) full of alignment tools for TV and communications—just about any electronic adjustment job. Another pack, the *model 5050*, carries a comprehensive array of alignment sticks along with numerous small specialty tools—such as a stripper, a crimper, tweezers, soldering aids, a neon tester, a low-volt tester, a fuse puller, a heat sink for soldering, and many more.


Jensen Tools and the Electronic Tool Co. also provide kits of tools for us in roll-up packs or hard cases.




ATTACHE CASES ARE THE "IN" WAY to carry tools on service calls. Platt Luggage *model 600T* holds tools for technicians.



THIS QUICK-WEDGE FROM KEDMAN holds screws while you start them.



KIT OF TOOLS FROM VACO, neatly arranged in *Super Case*, includes most of what you need for home calls or at the electronics bench.



POCKET-SIZED HANDY-TOOL from Weller Xcelite fits slotted and Phillips screws, plus $\frac{1}{8}$ -inch and $\frac{1}{16}$ -inch hex-type screws.

Small handtools


Sometimes situations arise in servicing that can waste minutes—and therefore hours over weeks and months. A number of small tools exist only to rescue you from those embarrassing and generally profitless moments.

For example, how many times have you dropped a small screw or nut down into a crevice just out of reach? At such times, you wish for fingers that are $\frac{1}{8}$ -inch in diameter and 10-inches long!

What you could do is reach into your toolbox and pull out a GC Electronics flexible pickup tool, *model 5059*. It's 24-inches long, reaches deftly around corners and closes its little gripper "fingers" firmly around the lost object. It also holds tiny screws so you can start them in out-of-the-way places, or in areas such as beside an IF can where your own fingers won't fit. One pickup tool can hold a tiny nut while another one turns a tiny bolt.

Somewhat similar are three types of screwdrivers that hold onto screws: One is typified by the *Quick-Wedge* made by Kedman. It has a split double blade surrounded by a metal tube. Pushing the tube toward the tip thickens the split blade in the screw slot. This wedging action grips the screw as you insert it and start threading it. Vaco uses the same principle in their *K-series* screw-holding drivers. Phillips screws are harder to hold this way, but certain Vaco models manage it. However, you can't drive Phillips screws with these tools; you can only insert them and start threading them.

Another kind of holding screwdriver has a hollow blade, all the way to the tip. A small shaft inside the blade can be



POMONA DIP CLIP for DIP-type IC's takes the difficulty out of testing IC's with snap-on clip that brings connections up where you can reach them.



RATCHETING BALL-SHAPED HANDLE of White Products' *Easydriver* offers unique alternative to ordinary screwdrivers and nutdrivers.

rotated; a small bit in the center of the screwdriver bit twists and grips the sides of the screw slot.


A third version has little "fingers" or clips similar to those on the pickup tool mentioned earlier. You slide the finger clips down the blade until they snap onto the screw head. Then you insert the screw and start it. Before you tighten the screw, tug on the screwdriver and a spring pulls the clips free. Slide the clips up out of the way, and you can then tighten the screw. The only one of these we have found is GC *model H3-433*. This principle also works well with Phillips screws. Kedman makes a Phillips-holding screwdriver, the *model CP-24*, that incorporates this idea.

Magnetic screwdrivers and nutdrivers made by Weller-Xcelite accomplish the same purpose. You can start hex-head screws quite handily with magnetic drivers.

Magnetic tools are also handy for retrieving dropped bolts and nuts, for example, the magnetic retriever probe



MAGNIFIER, SURROUNDED by 8-inch fluorescent lamp, shows parts and connections $\frac{1}{4}$ times actual size—almost necessary in miniature equipment so prevalent nowadays.



GC CHASSIS CRADLE—indispensable to changer servicing.

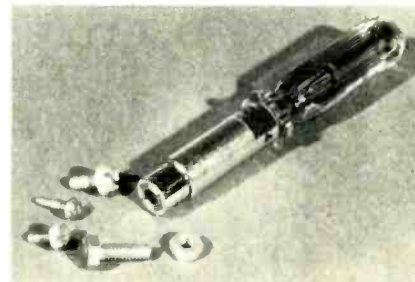
from GC, the *model H3-494*.

Speaking of screwdrivers, ask your distributor for a demonstration of the *Easydriver* made by White Products. This tool has a ball-shaped handle, made of Lexan. The ball-head design allows you to apply the strength of your hand and arm in just the right direction for plenty of torque. But the most unusual thing about the *Easydriver* is that it *ratchets*, in either direction. In many situations, this feature can be a real timesaver. This tool comes with blades for slotted and Phillips screws, plus $\frac{1}{4}$ - and $\frac{1}{8}$ -inch nuts; other blades are also available.


With respect to nutdrivers, an old-standby tool for many technicians is the Xcelite *model 600* four-way pocket tool. The handle is a $\frac{1}{4}$ -inch and $\frac{1}{16}$ -inch nutdriver, and the $\frac{1}{16}$ -inch end accepts a short, reversible slotted-and-Phillips screwdriver bit. Many techs and home-handymen own a half-dozen or more of these versatile multitools—for the kitchen, the workshop, toolbox, car, truck, and in the service caddy.

There's also a new self-adjusting nutdriver from Vaco, listed as the *model SA711*. Just push it onto any nut or hex-screw head from $\frac{1}{4}$ -inch to $\frac{1}{16}$ -inch; and it fits automatically.

Here are some other tools worth mentioning. OK Machine and Tool Company makes a wire-wrapping tool, the *model WSU-30*, that lets you unwrap this kind of connection and restore it neatly when you're finished. The battery-powered *model BW-630* works faster than the hand tool. Vector also makes a line of manual and powered wire-wrap tools. Their *Slit-N-Wrap* versions even string the insulated wire from connection to connection while making wrapped joints



AUTOMATIC NUTDRIVER FITS SIZES from $\frac{1}{4}$ -inch to $\frac{1}{16}$ -inch without changing blade.



DIRECTING TINY JET OF AIR onto specific part or spot on circuit board, Wahl Clipper tool takes power from cordless soldering iron.

where needed. Vaco offers their *model 70007* outfit for removing screws that are stuck and have their head slots stripped. And, for removing and reinstalling snap-rings without flipping them all over the shop, try the Vaco *model 70195 Snap-Ring Plier*; it's slip-jointed to fit a broad range of snap-ring sizes. Channellock specializes in pliers with adjustable jaw sizes and also makes a full line of electronics hand tools.

Finally, have you stripped a threaded chassis hole lately? Vaco's *model TT31* tapping tool lets you quickly run new threads for 6-32, 8-32, or 10-24 standard bolts.

Time savers at the bench

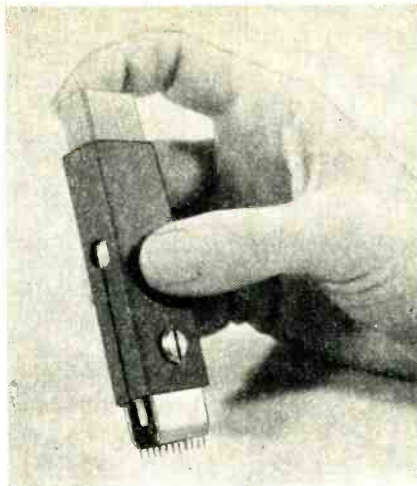
Here's a time-saving device that's been around a long time. It's a tool called a *chassis cradle*. GC Electronics makes one that works well—their *model 5212*. The chassis cradle holds almost any size cassette or tape-machine, record-changer (it's a *must* for them) or stereo chassis, and positions it so you can reach components or adjustments easily. It certainly is an improvement over propping a chassis up with boxes and solder spools.

Panavise makes a full line of small vises that are a *must* for any bench.

The Lafayette Radio Electronics catalog shows an X-Acto device called *Extra Hands* (Order No. 13R74289). This tool won't carry anything heavy, but it's great for holding plugs and such items for soldering. It treats the objects it holds more gently than a vise.

If you value your eyesight, don't do a lot of work in CB radios or other small PC-board sets without using a bench lamp/magnifier. Lafayette Radio and Allied Electronics both list such lamps in their catalogs. Your distributor probably has the *Luxo* version. These lamps incorporate a circular fluorescent bulb surrounding a 5-inch magnifying glass. Many trouble-shooting jobs may require two such lamps: one for viewing the PC board and components, and one for studying undersized schematics.


Any technician faced with an intermittent knows that it could be a thermal. Troubleshooting takes a special technique: you cool, then you apply heat. Suspect components are cooled with sprays such as GC's *Freeze-Mist*; Chemtronics' *Freez-It*; Tech-Spray, Inc.'s *Mi-*



INSERTING DIP-TYPE IC'S into socket or PC board is easier with Techni-Tool gadget that squeezes pins while you plug in the IC.

nus 62 Instant Chiller; or Rawn Company, Inc.'s *Freeze*. (Keep these sprays off hot vacuum tubes.) Then you turn right around and heat the suspected part or board. Since a hair dryer is seldom hot enough, use a heat gun such as the *Master-Mite model 10011*, manufactured by Master Appliance Corporation. It has three heating nozzles and a deflector that narrows the hot air down to a concentrated blast. The gun is hot enough to shrink most heat-shrinkable plastics too. Wahl Clipper also sells a small thermal "tester." It's a handheld blower that directs a 260°F stream of air at a very small spot.

For a quick way to "wire up" your service bench, consider the electric outlet strips offered by SGL Waber Electric. The *model 25PCB-15* contains a master switch, a circuit breaker for the whole panel and seven 3-wire outlets—each with its own pilot-lighted switch. Fasten the panel to your bench with four mounting screws, plug in your instruments and plug in the 15-foot 3-wire (U-ground) cord. If you prefer a "console" type that



SGL WABER ELECTRIC PANEL eliminates power-cord "octopi" for test gear on your service bench. Circuit breaker and master switch offer protection and convenience.

fits on top of your bench or desk, consider the 8-outlet *model 97CB-15*.

Help around PC boards

Although PC boards have been around for a long time, they still worry many technicians. Some techs, for example, have not accepted the idea that you can open circuits by slicing the foil. It is easy to bridge the slit later with solder.

But just on the off-chance that you develop a case of the clumsies, keep a bottle of GC's *Copper Print* (Catalog No. 20-2) or *Silver Print* (Catalog No. 21-2) around. If you overheat a foil and it separates from the board, just snip it off. Then, with a fine brush paint a new copper or silver conductor. Dab the paint generously where components join the new conductor. Then spray on a covering of *Silicone Resin Lacquer* (Catalog No. 14-6).

You can't repair many electronic devices today without encountering IC's. Some problems involve testing: How do you reach all those closely spaced and nearly inaccessible pins? You can buy test clips that snap right onto the DIP.

One manufacturer of these gadgets is Continental Specialties Corporation, and another is ITT Pomona Electronics. Pomona calls their clip, appropriately, the *Dip Clip*. It comes in several sizes to fit IC's having 14, 16, 24 or 40 pins.

Rye Industries markets clip-on devices called *Kleps*, made in many sizes. E-Z Hook Test Products also offers a highly versatile variety of clip-on test probe.

In some sets you could get lucky. The IC might be in a socket rather than soldered to the PC board. Either way, however, the DIP could be difficult to plug in. The two rows of holes are not as far apart as the two rows of pins on the DIP. A device, such as the Techni-Tool *model 4990 Inserter*, can squeeze the pin rows slightly inward as you push the DIP into the socket or PC board. Easy if you have this tool; not always so simple if you don't.

Save save save time time time

You should know by now that the way to make more money in electronics servicing is by working faster and smarter. Better tools and a surer knowledge of how to use them are important.

R-E



CHEMTRONICS C-150 Freeze-It rapidly localizes intermittent components in circuits.


Tricks of Soldering/Desoldering

Constructor, experimenter and service technician all need to know soldering. Here's what it is all about

SOLDERING IS THE MOST BASIC SKILL A service technician must have. Yet, oddly enough, hardly any schools or courses teach soldering techniques.

For example, a young graduate of a two-year program at a private electronics school was hired by the small service department of a music store to repair music amplifiers, auto tape players and low-cost stereo systems. He lasted less than a week! In two returned repairs, his boss saw grossly botched soldering; both callbacks were a result of messy parts replacement.

Another example: A seasoned TV technician won a chance for much higher pay when he switched companies. His new job—with a modern, up-to-date firm—entailed work on auto radios, CB transceivers, video games, some home computer products and the newest TV receivers.



ELECTRONICS-SCHOOL GRADUATE made this kind of mess trying to solder new parts into a chassis.



SOLDERED JOINTS, GOOD AND BAD, depend on tools, solder, temperature and technique. Left photo shows the dull solder surface of a poor joint. Good joint (right) has a bright silvery surface.

After four days on the job, he almost lost his new position. He had never learned to replace multipin IC's. After the technician ruined a few new IC's, the service manager assigned him to a young technician who taught him to desolder and remove DIP-type IC's, clean up the board and then install a new IC without bending pins, cracking cases or overheating the IC's.

How could these situations develop? Apparently, soldering ability has come to be taken for granted. Schools assume the student will learn to solder on his own. But just as a thorough knowledge of theory does not assure an ability to troubleshoot electronic gear, neither can a technician necessarily learn how to solder well without some guidance.

Tool manufacturers have developed dozens of aids to proper soldering and desoldering. Yet good tools do not alleviate the need for some understanding of the principles of soldering. Technicians who "learn by doing" often find that, despite years of experience, their parts replacements look messy. Sometimes their soldering masks faults that contribute to callbacks and endless trouble-hunting.

Not too hot, not too cold

Solder consists of tin and lead. Proportions determine the melting point of the

solder. For example, 40/60 solder contains 40% tin (always listed first) and 60% lead. Tin melts at a much lower temperature than lead—about 360° F. Hence, 40/60 solder begins to soften (become plastic) at that temperature. Because of the high lead content, 40/60 solder does not become fully molten until its temperature reaches 460° F. The range between these two temperatures is called the solder's *plastic range*.

For electronic soldering, a narrower plastic range must be used. A 50/50 solder begins softening at 360° F, and melts completely at 415° F, which is still too wide a range. Because the solder stays plastic (soft) longer as it cools, *fractures* can occur in the solder joint if a wire or component shifts slightly.

You'll find 60/40 solder is the best for electronic circuit soldering. Its plastic



HEAVY-DUTY HEXACON SOLDERING IRON produces 300 watts to heat large areas for soldering.



WELLER SOLDERING GUN is still popular for many soldering chores; current heats wire tip.

range extends from 360°F to a peak of 375°F. Therefore, it melts quickly once enough heat has been applied, and cools quickly when heat is removed.

One advantage to using this 60/40 tin and lead mixture, with its quick heating-cooling range, is that you are less likely to injure temperature-sensitive components. Solder flows properly only when you heat the entire joint—the component lead *and* the terminal or circuit-board foil—to a temperature that melts the solder. If heating either part of the joint takes too long, the heat conducted by the component leads may damage the component. Therefore, a quick-melting and quick-

cooling solder reduces parts damage. (Note: For additional protection, place heat-sink clips or forceps on delicate part leads.)

How and where should you apply the heat? Common sense helps only if you understand certain thermodynamic principles. Always apply soldering heat first to the heavier or *least* heat-conductive portion of the joint. As that side heats up, if the joint is solid mechanically, heat spreads to the lighter portion. By the time the heavy side melts the solder, the thinner side is almost ready. Touch solder to the heavy portion, and when the molten solder flows, it finishes heating the thin-

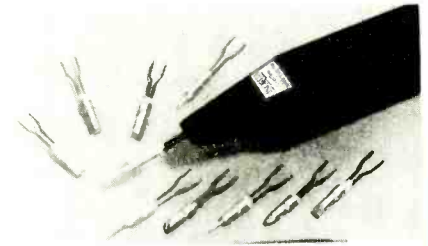
ner or lighter material.

If both surfaces are clean and/or well-tinned (more on this later), solder covers all surfaces quickly and thoroughly—an action called *wetting*. Molten solder penetrates the metal surfaces slightly. As it solidifies, the solder bonds the surfaces. If nothing disturbs either side before the solder drops below 360°F, a solid, electrically sound joint is created.

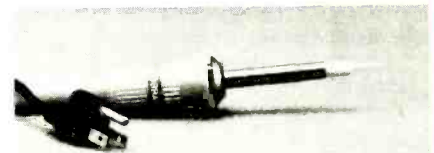
Heavy materials take longer to heat; they also retain heat longer and thus cool more slowly. You must be careful that neither object moves before the solder cools below its solidifying temperature. You soon learn to spot when a solder joint

**TABLE I
SOLDERING IRONS AND GUNS**


| Brand | Model | | | Wattage | Tip Temp. (F) | 3-Wire Cord Avail. | Remarks |
|---|----------------|-----|------|------------|------------------|--------------------|--|
| | | Gun | Iron | | | | |
| Edayn 15958 Arminta St. Van Nuys, CA 91406. | ER 140 | | • | 16 | | • | |
| | 950CL080 | | • | 50 | | | |
| Endeco 5127 E. 65th St., Indianapolis, IN 46220. | 520-3 | | • | 20 | 700° | • | |
| | 525-3 | | • | 25 | 800° | • | |
| | 540-3 | | • | 40 | 970° | • | |
| | 540S-3 | | • | 20/40 | 700°/970° | • | |
| GC Electronics 3225 Exposition Plaza, Los Angeles, CA 90018 | H3-380 | | • | 30 | | | |
| | H3-384 | • | | 30 | | | Barrel tip |
| Hexacon 161 W. Clay Ave., Roselle Park, NJ 07204. | 21A, 22A, 23A | | • | 15-60 | | • | |
| | 24S, 25S, 26S | | • | 20-60 | | • | |
| | P24, P25, P26 | | • | 25-60 | | • | |
| | P70-P338 | | • | 100-300 | | • | |
| | HD85-HD800 | | • | 90-800 | | • | |
| Kager International 1180 S. Beverly Drive Los Angeles, CA 90035 | KL-3000 | • | | 20 | 570 | • | Barrel tips. Variety to meet all needs |
| | | • | | 30 | 700 | • | |
| | | • | | 40 | 770 | • | |
| | | • | | 60 | 780 | • | |
| Radio Shack (Archer) 2617 West Seventh St. Fort Worth, TX 76107 | 64-2066 | • | | 30 | | | Barrel tip |
| | 64-2190 | • | | 100/140 | | | Wire tip |
| | 64-2073 | | • | 25 | 640° | | |
| | 64-2085 | | • | 30 | 640° | | |
| | 64-2071 | | • | 42 | 640° | | |
| | 64-2080 series | | • | 27, 42, 50 | 650°, 800°, 900° | | Modular design |
| Ungar 233 E. Manville, Compton, CA 90220. | 6900 series | | • | 10-18 | 575°-850° | • | Modular design |
| | 360 series | | • | 27-45 | 650°-950° | • | Modular design |
| | 6200 series | | • | 25-55 | 600°-1150° | • | Modular design |
| | 100 series | | • | 27-45 | 650°-1000° | • | Modular design |
| | 200 | | • | | | | Cordless; quick charge |
| Wahl Clipper 2902 Locust St., Sterling, IL 61081. | 7900 | • | | | | | Cordless; solder feed |
| | 7700 | | • | 50 | 700° | | Cordless; quick charge |
| | 7500, 7800 | | • | 50 | 700° | | Cordless |
| Weller P.O. Box 728, Apex, NC 27502. | 8200-3 | • | | 100/140 | | • | Wire tip |
| | D550-3 | • | | 240/325 | | • | Wire tip |
| | GT7A-3, GT6B-3 | | • | 150, 150 | 700°, 600° | • | Barrel tip |
| | WC-100 | | • | | 700° | • | Cordless |
| | WP25-3, WP40-3 | | • | 25, 40 | 700° | • | |
| | W60, W100 | | • | 60, 100 | 700° | • | |
| Wen 5810 Northwest Hwy, Chicago, IL 60631. | 100 | • | | 100 | | | Wire tip |
| | 199 | • | | 130 | | | Wire tip |
| | 250 | • | | 250 | | | Wire tip |
| | 288 | • | | 200 | | | Wire tip |
| | 222 | • | | 25-200 | | | Barrel tip |
| | 450 | • | | 25-450 | | | Barrel tip |
| | 75 | • | | 50 | | | Barrel tip |



TIPS OF WAHL CLIPPER cordless soldering iron are isolated from handle, concentrate heat at tip.



UNGAR SOLDERING IRONS incorporate "modular" idea—you can select operating conditions to suit the kind of soldering you need to do.



DESOLDERING REQUIRES ONLY that you squeeze the bulb and release it when solder becomes molten. To resolder lead, place solder at joint and let hollow tip melt it into neat, solid connection.

has cooled. Molten solder is shiny; cooled solder acquires a dull appearance. Even then, as long as the joint is still too hot to touch, hold it immobile a few moments longer. That lets the innermost core of the joint cool to below 360°F.

Tools for soldering

Several companies that make soldering guns and irons are listed in Table I. You may find others at your electronics parts distributor.

A good soldering iron must transfer heat *efficiently* to the components of the joint being soldered. This ability stems partly from tip temperature, partly from tip size and shape and partly from how easily you can apply the tip to transfer

heat quickly and effectively.

Temperatures range widely. Anything under 500°F probably won't work fast enough. Some soldering irons and guns bring tips to as high as 900°F. The average temperature is around 700°F, which is good for soldering or unsoldering most electronic joints.

Do not confuse heat with temperature. *Heat* is what brings the joint and solder to its melting temperature. Soldering thin wires and leads to thin foils takes very little heat, yet calls for the usual 360°-370°F to melt the solder. Thicker wires demand more heat to bring them up to melting temperature. Soldering to terminal lugs takes more heat than soldering to PC foils. Soldering to a chassis or other solid metal places heavy heat requirements on a soldering iron or gun.

That's why you see so many sizes of soldering tools. Usually, wattage rating correlates with heating capability. A 30-watt pencil iron heats PC foils without overheating them. A 100-watt iron or gun may, if it touches the foil too long, overheat foil and board enough to bring about foil separation.

However, a 100-watt tool could not solder even a thin wire to a chassis, because the chassis must also reach solder-melting temperature. A 250-watt iron or more would be necessary. Without enough heat to bring chassis-metal

temperature high enough (360°), there is no wetting action of the solder on the chassis. Penetration fails to occur, and the result is a cold-solder joint that has poor electrical conductivity (especially for RF), corrodes easily and is mechanically unsound.

Heat requirements break down approximately like this: For soldering transistors and other tiny-wire components to PC boards, use 20 to 40 watts. To solder components with heavier leads, such as ordinary resistors and capacitors, you need 40 to 60 watts. Soldering to terminal boards and tube sockets demands around 100 watts.

You must remember that the heating capability of a soldering iron or gun must suit the *largest* surface or area of the item you heat. Heavy, solid wires of the variety used in electrical wiring need 250 watts or more. Hence, you choose an iron according to purpose. You probably will want to own more than one size. It won't do to apply a heavy-wattage gun or iron to delicate IC's and the like, nor can a small iron do heavy soldering.

Guns and irons

What else do you look for in a soldering tool? You can choose between a gun or an iron. Irons can range from tiny pencil units to 800-watt mammoths that solder sheet metal. Add to these a variety

of cordless irons, and you see why you might have difficulty choosing one.

There are even a large number of "third hand" types of soldering tools. The "third hand" feeds solder to the work. One example of such an iron is made by Kager and is shown in the photos. Sure comes in handy when you need one hand to hold the iron and another for the work.

When you work with delicate IC's and FET's, static and leakage electricity can cause problems. For instance, a tiny pulse discharge from your soldering tool can blow a junction. Some irons are rated as "fully grounded."

It's not enough to insist on 3-wire power cords, although a good idea for personal safety. Proper protection against static at the soldering tip goes farther.

You can test for leakage by just plugging the iron in and turning it on. Set your high-impedance digital multimeter for *AC Volts* and touch one probe tip to a known outside ground. Touch the other DMM probe to the iron tip. If the meter reads as little as 1 volt AC, there is leakage to an ungrounded tip.

Weller, Ungar, Edsyn, and Wen are among the best known makers of soldering tools. Almost every technician is familiar with the Weller *model 8200* and its predecessors, with their inexpensive

continued on page 81



THIS SOLDER JOINT HAS just been desoldered. The hot solder has been sucked away leaving a component pin that will easily pull free from the circuit board.



DESOLDERING TOOL FROM EDYSN is a hand-held spring-loaded vacuum device that helps protect FET and MOSFET devices from failure due to static electricity.

TABLE II DESOLDERING TOOLS

| Brand | Model or Part No. | Type |
|--|---|--|
| Edsyn 15958 Arminta St., Van Nuys, CA 91406. | DE180 AS196 | Spring-loaded DIP heater/extractor "Soldapull" spring-loaded piston-type sucker |
| Endeco 5127 E. 65th St., Indianapolis, IN 46220. | 500-3 510-3 | 40W bulb-type desoldering iron; many tip sizes 20-to-40W bulb-type desoldering iron |
| Hexacon 161 W. Clay Ave., Roselle Park, NJ 07204. | R916 898F 882 | DIP tip for soldering iron Tunnel tip for soldering iron Rubber-bulb solder sucker |
| GC Electronics 3225 Exposition Plaza, Los Angeles, CA 90018 | 684-H-390 | Solder Braid |
| Radio Shack 2617 West Seventh St. Fort Worth, TX 76107 | 64-2085 64-2086 64-2090 | Piston-type spring-loaded sucker Rubber squeeze-bulb sucker "Solder-Up" fluxed braid |
| Solder Removal Co. 1077 E. Edna Covina, CA 91724. | 40-2-5 none | "Removic" DIP desolder/extracton station "Soder Wick" fluxed braid |
| Tech-Wick Mohawk Equipment Co. Box 4490 Yuma, AR 85364 | S-16, R-20 | "Tech-Wick" fluxed braid |
| Ungar 233 E. Manville, Compton, CA 90220. | 7800 6943-46 6948 857 858 6982 6983 | Bulb-type desoldering Iron Circular TO-5 desoldering tip for iron Tunnel DIP desoldering tip for iron Slotted capillary tip for iron Block DIP desoldering tip for iron DIP lifter TO-5 lifter |
| Weller P.O. Box 728, Apex, NC 27502. | AC303P DS40-3 DS100 | Rubber-bulb solder sucker 40W bulb-type desoldering iron Desoldering station |

Build

Pink Noise Generator

Tests Your HI-FI

Built around a single IC, this device is used to test the response of a hi-fi system and to set up a graphic equalizer



JEFFREY G. MAZUR

A VITAL COMPONENT IN ANY SOPHISTICATED AUDIO SYSTEM IS A graphic equalizer. This device allows you to taper the frequency response of a system to fit a particular need. An equalizer is used most often to match the audio system to room acoustics to achieve an overall flat response. Minor variations can also be made to please individual tastes or to correct for equipment deficiencies.

A typical equalizer can have as few as five or as many as 30 individual controls per channel depending upon the division of the audio frequency spectrum. Each control has a frequency range that follows a regular pattern. The most common pattern is an octave equalizer, in which each control covers the next octave, or doubling of frequency, from the one before it. Some equipment owners consider a graphic equalizer as a "super tone control" unit and often set the controls in an undefined or even random fashion. However, a more consistent, technical approach is needed for the instrument to be used as a room equalizer. One method for checking system response is to use a spectrum analyzer. Since most of us do not own (or cannot borrow) a spectrum analyzer, there is a less expensive alternative: a pink-noise generator that can be built for less than \$10.

The color of sound

Pink noise and white noise are terms that describe a complete mixture of all frequencies in one signal. The difference between the two terms lies in the relative amplitude of each frequency. White noise is characterized by equal energy per bandwidth. This means that there is an equal amount of energy, or loudness, in the frequencies between 20 to 40 Hz as between 40 to 60 Hz or 1000 to 1020 Hz.

Pink noise, on the other hand, is characterized by equal energy per octave. Since an octave doubles the frequency, this means that there would be the same volume in the frequencies between 20 to 40 Hz, 40 to 80 Hz, or 640 to 1280 Hz. This is why pink noise is used in setting up an octave equalizer, whose controls follow this doubling pattern—the bandwidth (range of frequencies) of each control also increases by a factor of two.

Incidentally, it is a popular misconception that the noise generated between stations on an FM tuner is pink noise. This is

not so. Interstation noise more closely resembles white noise, but not successfully.

Room equalizing

By feeding the pink-noise signal into an audio system through an equalizer, we can measure the overall response (including speaker and room acoustics) at each octave, or whatever bandwidth each control has. If the system is flat, equal loudness is obtained from the bandwidth of each equalizer control. Therefore, if you pass the pink noise through each control band separately and measure the volume from the speakers, you can set the response to be flat (or any other desired curve).

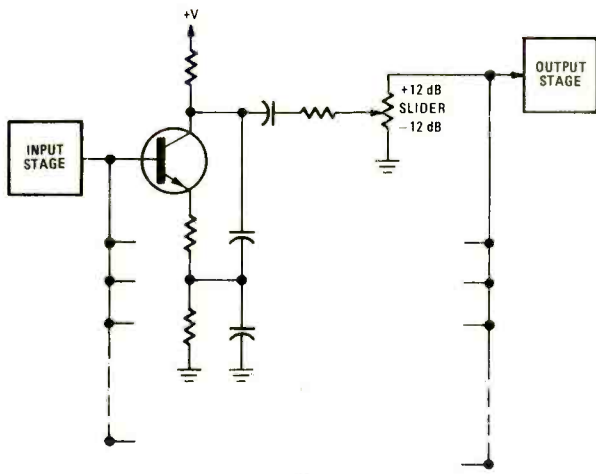
First, selectively isolate each equalizer filter. For a bandpass-type equalizer, as shown in Fig. 1, each filter section passes only those frequencies within its passband and the equalizer control varies the output from each filter. If the controls work to ground as shown in Fig. 1-a, you can isolate one filter section by placing all the other controls to their minimum position. If the controls are located somewhere else in the circuit, you can add switches to turn each individual filter on and off, as shown in Fig. 1-b or Fig. 1-c.

Figure 2 shows a "cut-and-boost" type of equalizer, in which each filter passes all frequencies with the appropriate effect only on the frequencies within its band. Thus, there is no way actually to isolate each filter separately. However, placing all but one control to their minimum position (-12 dB, for example) can effectively single out one audio-frequency band. Whatever effects that "bleed over" from the other filter sections have remain constant and do not affect the relative measurements.

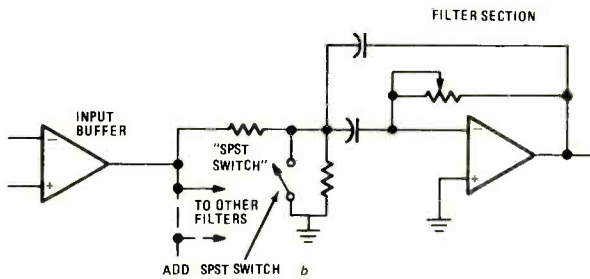
The second requirement for effective room equalization is a means to pick up the sound from the speakers and display its relative amplitude on a meter. Most hi-fi systems have a meter recorder with a microphone input and a record-level meter. However, if this equipment is not available or you want a more accurate indication, you can construct a simple relative-volume indicator, as shown in Fig. 3.

Circuit

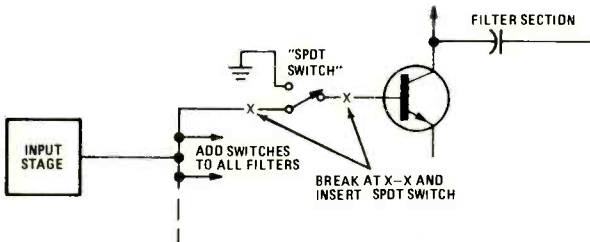
The design of a pink-noise generator is greatly simplified by



a



b



c

FIG. 1—TYPICAL BANDPASS-TYPE EQUALIZER designs. With the arrangement at a, filter circuit is cut out when slider-type level control is at the minimum-gain or ground end. Partial circuits at b and c show how switches can be added to ground the input to the filter section.

the availability of a single-IC white-noise source, the MM5837. All this IC needs is power to start generating white noise. To get pink noise, it is necessary to recall the relationship between white and pink noise. Since white noise has equal energy per bandwidth, and since the bandwidth per octave doubles, the use of white noise produces double the energy per octave. Thus, the white noise must be passed through a filter that will reduce the signal amplitude by 3 dB-per-octave. Figure 4 shows how this is done.


Construction

A pink-noise generator is simple to construct. You can assemble the components on perforated board, and the entire unit can be mounted inside the equalizer and connected to its power supply. To prevent spurious signals from leaking into the system, provision should be made to apply power to the generator only when it is in use.

The generator can be housed in a small box with just an on-off switch and a phono jack for the output. Since the MM5837 is a MOS device, handle it with the usual precautions during construction.

Using the generator

Simply turn the generator on and connect it to the input of your system. If the unit has been installed inside the equalizer,



INSIDE THE PINK-NOISE GENERATOR. Its few parts are mounted on a small piece of perforated circuit board and connected by point-to-point wiring. The IC is in a socket.

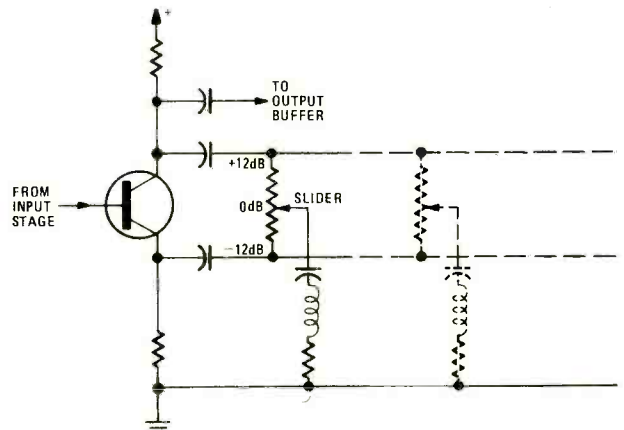


FIG. 2—IN THE CUT-AND-BOOST TYPE equalizer, you can't isolate each filter but you can minimize effects of the unwanted sections by turning them all the way down.

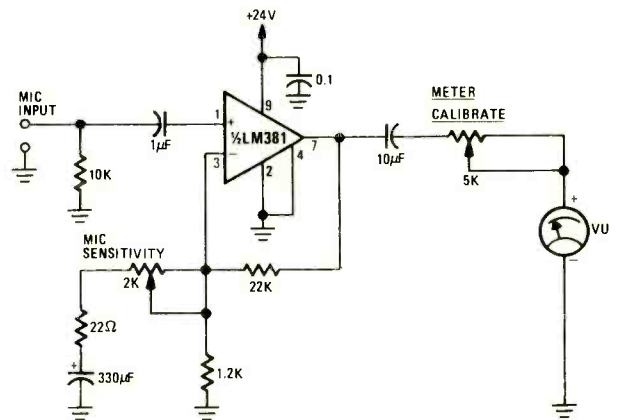


FIG. 3—SIMPLE RELATIVE-VOLUME INDICATOR can be made using one IC and a few parts, including an inexpensive meter.

connect it to the equalizer input. If the generator is used externally, feed the signal into the AUX, TAPE or other high-level input. In a stereo system each channel is equalized separately. Figure 5 shows for a typical arrangement.

Since all controls are adjusted relative to each other, one control can be arbitrarily set anywhere. For convenience, the middle control is chosen (or the control that affects frequencies of around 1000 Hz), and set to its center or flat position. All other controls are set to their minimum positions or switched off. To get a relative volume reading, place the microphone in a normal listening position and connect it to the tape-recorder input or level meter. Adjust the input level to 0 VU. Then, turn the middle control down and the first control up. Adjust this control for the same 0 VU reading. Mark the position of the

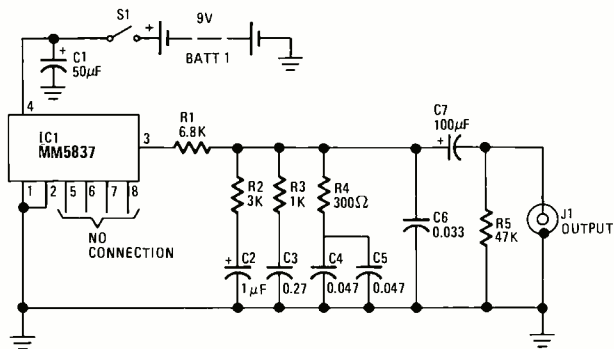


FIG. 4—SCHEMATIC DIAGRAM of the pink-noise generator. When installed inside the equalizer, its output is fed to the equalizer input. The battery can be replaced by any supply voltage between 7 and 24 volts DC.

PARTS LIST

All resistors are 1/4 watt, 5%, unless noted.
All capacitors 10%, with voltage rating greater than supply voltage.

- R1—6800 ohms
- R2—3000 ohms
- R3—1000 ohms
- R4—300 ohms
- R5—47,000 ohms
- C1—50 µF
- C7—100 µF
- C2—1 µF
- C3—0.27 µF
- C4, C5—0.047 µF
- C6—0.033 µF
- IC1—MM5837 (National) digital noise source (or S2688 from AMI)

- J1*—phono jack (optional)
- S1*—SPST switch
- BATT 1*—9-volt battery (optional)
- Misc.—battery clip*, 8-pin IC socket, case.*

The following parts are available from West Side Electronics, Box 836, Chelaworth, CA 91311.

Complete kit of parts including perforated circuit board, resistors and capacitors and excluding those marked by an asterisk, No. PNG-C, \$9.95, postpaid.

Complete kit of parts, less battery, silk-screened case, No. PNG-K, \$13.95, postpaid.

Assembled and tested kit, No. PNG-W, \$19.95, postpaid.

California residents add state and local taxes as applicable.

slider with a pencil on the equalizer and return this control to its minimum position. Turn up and adjust each control in this manner. If the microphone frequency response is known, then the equalizer can be adjusted to this curve and the true response

AUDIO-OUTPUT TRANSISTOR SUBSTITUTE

I need a substitute for the audio-output transistor in a Sylvania CX2171W. I got a recommended substitute but the base diagram isn't the same. The base and collector are reversed. Any ideas?—A.C., Baldwinsville, NY.

In many cases you can cross the legs of a substitute transistor, being careful to put spaghetti on at least one, and get by. However, an RCA SK-3103 does have the same basing as the original.

NARROW RASTER

This Zenith 15Y6C15 has a narrow raster—about half an inch on each side. The chassis doesn't agree with either of the schematics I have. In the high-voltage adjust circuit, I see what looks like a VDR. If I shunt the ungrounded side of it to ground with a 100 pF capacitor, I get full width and the grid voltage on the horizontal output tube goes down from -55 to -45 volts. Are there any production changes in this chassis?—A.C., Camden, PA.

Yep. This is a late production 15Y6C15 chassis, and the high-voltage-regulator circuit is exactly as you described it. I believe

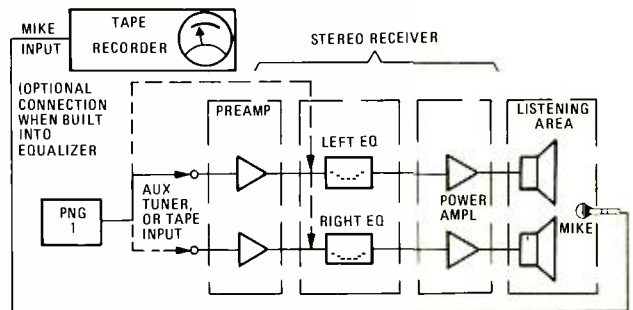


FIG. 5—CHECKING A TYPICAL STEREO SETUP. Mike is in normal listening position. Each channel is equalized separately.

will be flat. Otherwise, the accuracy of the procedure will depend on the response of the microphone.

When all controls have been set properly, disconnect the unit and place all sliders in their marked positions. At this point, the position of the controls marks the flat response setting for the room. You can now make minor alterations to the response to suit personal taste or to compensate for deficiencies such as poor highs from a tape recording.

Some other uses

There are several other uses for pink noise. There have been claims for the soothing and pain-relieving effects of pink noise although the extent of this use is questionable. Music synthesizers and recording artists sometimes use pink-noise generators. By using your pink-noise generator and equalizer, you can create the sounds of wind, rain, surf, etc. In addition, since the MM5837 is a digital noise source, the pink-noise generator can be used as a pseudorandom sequence generator.

Room acoustics

Any changes made to the listening area alters the room acoustics. For example, closing the drapes in a large room could drastically affect system response and necessitate re-equalization. You might consider placing several marks on the equalizer to account for these varying conditions. You must also remember that the response will be slightly different in different places in the room. Thus, it is not necessary to set the controls exactly—±1 dB is sufficient. Finally, on the odd chance your equalizer controls do not cover equal octave ranges, don't give up. If the bandwidth of each control is known, you can use this measurement to determine at what meter level each control should be set. For example, if the middle control covers one octave but the low-frequency controls cover 1/2 octave, then set these controls for a reading that is 3-dB below the reference setting. **R-E**

this problem is being caused by that VDR, R110, Zenith part #63-7658. The VDR is used as a shunt rectifier fed by a pulse from the flyback. If the pulse goes up, it causes the grid voltage of the output tube to be driven more negative, thus reducing the output. It's obviously overdoing it; try a new one.

SMALL RASTER

A Zenith 13A16SZ came in with no raster, and the DC voltages in the horizontal section were all wrong. The flyback had too much resistance in one winding, so I replaced it—still no raster. The coupling capacitor between horizontal oscillator and output was leaky. Now I have a raster but it's small on all sides. This is usually low B+, but this time it wasn't. Boost voltage reads only +300 volts. So I'm confused again.—P.N., Houston, TX.

Confused? Welcome to The Club. You've found it; the boost voltage is far too low. Note that the boost also feeds the vertical-input stage; this would account for the raster being small on all sides like low B+.

The boost capacitor C68, 0.15 µF, could be open. Try bridging a new one across it. Since the boost is the plate voltage of the horizontal-output stage, it makes the outputs low. **R-E**



ATARI'S VIDEO COMPUTER SYSTEM provides color graphics, joystick controls, variable skill levels and six game cartridges available now. The games available now include *Combat*, *Indy 500*, *Space Mission*, *Video Olympics*, *Street Racer* and *Air-Sea Battle*. Each game offers 14 to 50 variations. The *Combat* game, for example, includes 27 variations such as Bi-Plane, Tank, Pong and Jet Fighter.


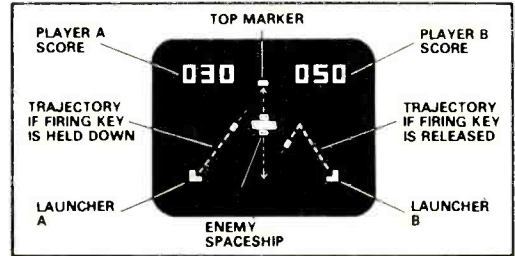



Figure 1




ACTUAL SCREEN PATTERNS of two of the RCA Studio II games. Baseball is at the top and one of the two Spacemar games at the bottom. Other games are available and the basic unit has four built-in games.


Programmable TV Games



QUICK DRAW



ROAD RACE

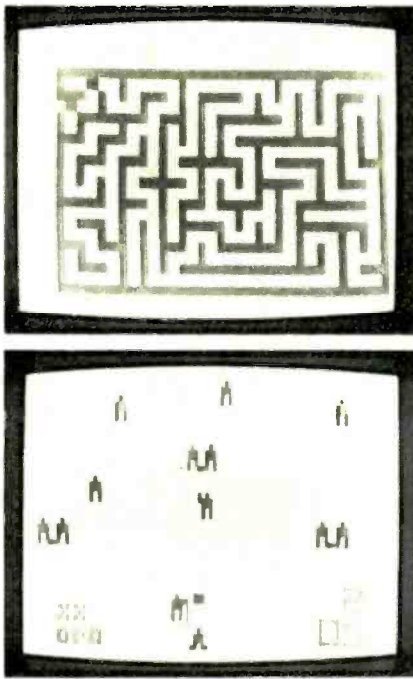


TENNIS



RCA STUDIO II is shown above. Calculator-type keyboards are used to play the games. A variety of cartridges are available now.

COLECO TELSTAR ARCADE offers three sets of controls and accessories plus plug-in game cartridges. Seventeen different games are provided by the cartridges now available. More will follow. Screen patterns appear in full color on a color TV.



FAIRCHILD'S VIDEO ENTERTAINMENT SYSTEM was the first programmable unit to appear. It uses Videocart cartridges to set up the games. Current games include *Tic-Tac-Toe*, *Desert Fox*, *Spitfire*, *Black Jack*, *Baseball* and *Space War*. Others are on the way.

Games like the six shown here are competing with TV broadcasting for your viewing time. Not only will you have fun playing the games but they may lead to better TV viewing too

BALLY'S LIBRARY COMPUTER takes the programmable games concept and adds a calculator that prints out on the TV screen making the unit functional as well as entertaining. Also to come is an add-on that turns the unit into a home computer.



APF'S M-1000 MICROPROCESSOR shown at the right includes both keyboard and joystick controls. Cartridges for both games and educational purposes are available.

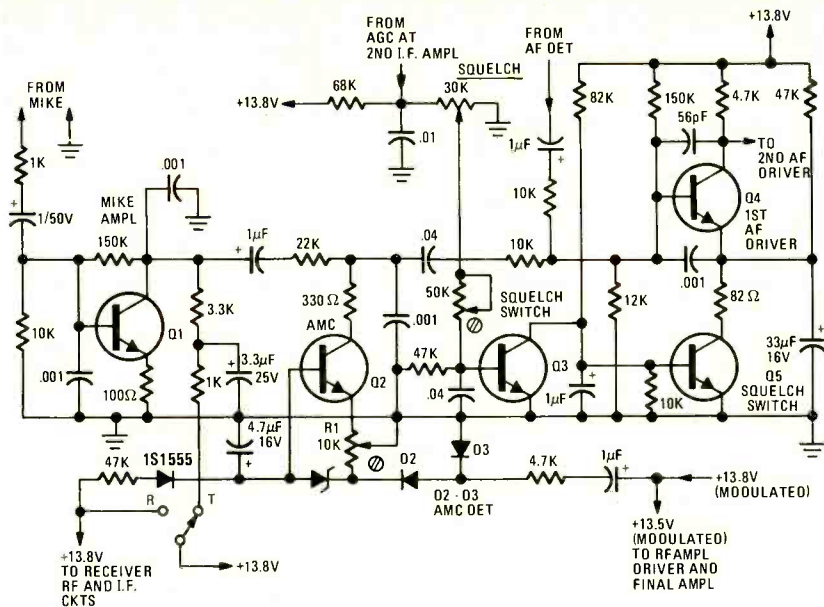


FIG. 2—AUTOMATIC MODULATION CONTROL and squelch circuits in Radio Shack's One-Hander.

of the signal voltage from the mike amplifier goes on to driver Q4.

When the modulation level exceeds 90%, the control voltage developed by diodes D2 and D3 is high enough to break down the Zener diode. The AMC transistor Q2 conducts and its internal impedance drops, thus limiting the incoming audio peaks to the point where the modulation does not exceed 90%.

When receiving, V_{cc} voltage (+13.8 V) is switched from collector Q1 to the receiver's RF and IF circuits. The audio from the AM detector output is fed through a 1- μ F capacitor and a 10K resistor to the base of Q4.

The squelch circuit consists of switching transistors Q3 and Q5. For a signal to pass from the AM detector to the output, transistor Q3 is cut off while Q5 conducts and appears as a very low resistance in series with the emitter resistor of Q4.

Squelch action is controlled by the AGC voltage level on the second IF amplifier and by the SQUELCH control setting. In the absence of an incoming signal, the SQUELCH control is adjusted just to the point where Q3 conducts, turning off Q5. Squelch switch Q5 now appears as an open circuit in the emitter return of Q4. Audible background noise is eliminated by this action.

When a signal is received, the developed AGC voltage at the SQUELCH control balances out the cutoff bias on Q3. This turns on Q5, which permits Q4 to pass the incoming audio signal. As soon as the incoming RF signal drops out, Q3 turns on and Q5 turns off to squelch or mute the receiver.

LED panel meter

While many transceivers use a moving-coil panel meter both to measure incoming signal strength and as a modulation indicator, E. F. Johnson uses six LED's in

place of the meter. One LED, fed by the modulated 12.5-volt line, is the modulation indicator. The other five LED's—connected to the output of a DC amplifier—light progressively as the incoming signal strength increases.

Figure 3 shows how this scheme is used in Superscope's Aircommand model CB-640. In this application, there are eight LED's: One, on the extreme left, indicates when power is turned on. The remaining seven LED's check SWR, indicate transmitter output power and modulation level and show the strength of the incoming signal. Figure 4 shows how the LED's react under different operating conditions.

When setting up the LED indicators as an S meter, feed in a 50- μ V unmodulated Channel-19 signal and adjust the 4.7K trimmer for 6 volts DC at the emitter of the 2SC1213. The S9 lamp (LED 7) should light up as the generator output is raised to 100 μ V. Reduce the generator's

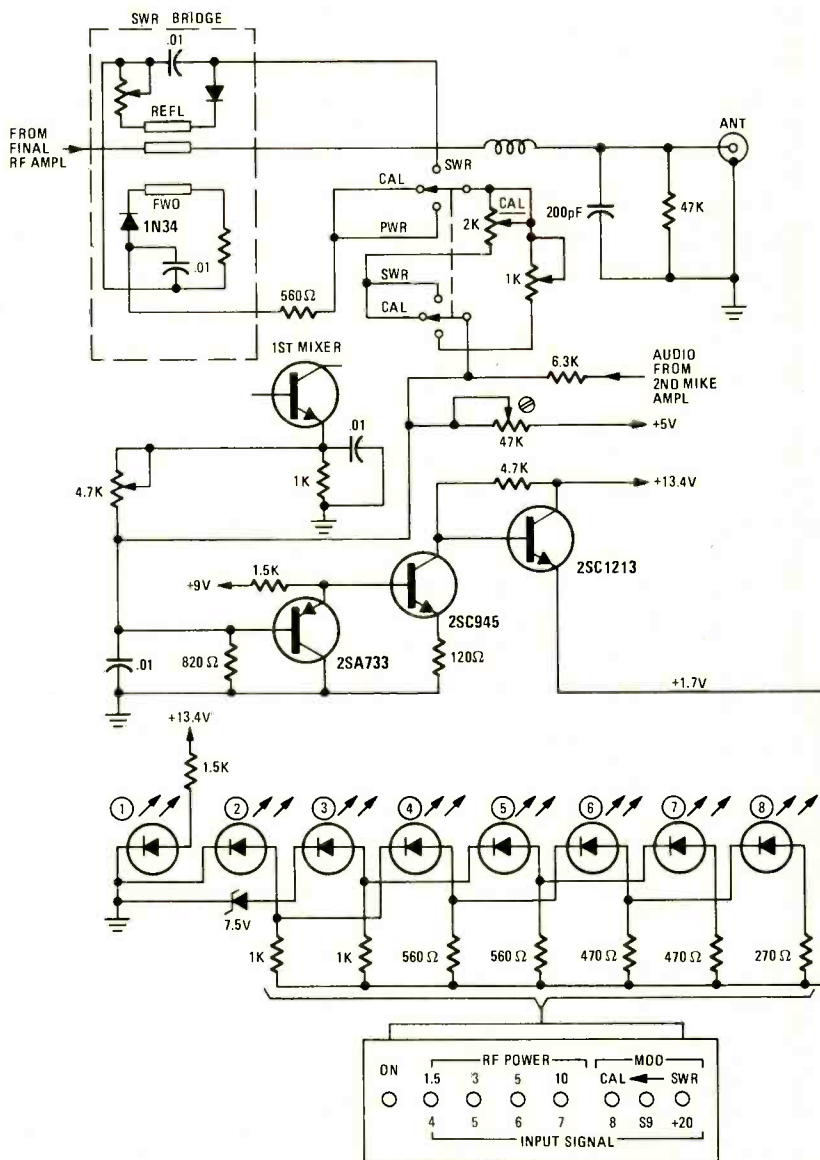


FIG. 3—EIGHT LED's in the Superscope model CB-640 indicate SWR, output power, modulation level and signal strength.

HI-FI

Easy Way To Test Phono Cartridges



The phono cartridge and its stylus are often the weakest link in the hi-fi system. Test records can help you evaluate your system and keep an eye on its performance.

LEN FELDMAN
CONTRIBUTING HI-FI EDITOR

MOST OF THE MUSIC YOU LISTEN TO OVER your hi-fi system begins as a series of modulations or minute wiggles in a record groove. The phono cartridge translates those tiny and often complex modulations into electrical signals that are amplified and applied to your loudspeakers. If your cartridge is not performing properly, no amount of compensation applied to the other stereo components can make things sound right.

While many audio dealers offer audio clinics to test and check amplifiers, preamplifiers and even FM tuners, few shops can actually evaluate phono-cartridge performance. If you own an audio oscillator, an AC VTVM and even the most basic oscilloscope, there are many amplifier tests you can make. Adding a distortion analyzer further enhances your ability to evaluate the purely electronic elements in your hi-fi system. But what can you use (other than your own ears that can often deceive you) to check out the performance of one of your most important components, the phono cartridge?

It would be ideal if you could place the stylus on a piece of test equipment containing a precision transducer. The transducer could then transmit the equivalent of those groove modulations right into the cartridge on a carefully controlled basis. Although some researchers are presently looking into just such a piece of test equipment, no such gadget is yet available for consumer use. The only solution, then, is to use a specially prepared test

record. In recent years, several high-quality test records have been marketed containing signals that allow you to check more than just frequency response. For example, CBS Records has seven test records; two are ideally suited for home use and require a minimum of additional equipment to interpret results properly. Even if you don't own a scope, you can hear what's happening as you play the various record bands.

STR-130 test record

CBS test record *No. STR-130* offers three bands of spot-frequency announcements followed by individual frequencies, all recorded using the inverse of the RIAA playback-equalization curve. This means that connecting a meter at the record-output or tape-output terminals of a preamplifier, amplifier or receiver should result in a flat response if the cartridge and preamplifier equalizers are operating correctly. This test record also

contains continuous sweep frequencies for use with graphic plotters. However, if you don't own such automated equipment (and how many home hi-fi buffs do?) you can still plot an accurate point-by-point response curve. Twenty-nine separate frequencies are announced and played, ranging from 20,000 Hz down to 20 Hz in approximately third-octave increments.

Figure 1 shows a response curve that was plotted using a high-quality phono cartridge. We set the 1,000-Hz level as an arbitrary 0-dB point (the 1-kHz test tone is presented first) and based the rest of the response curve about that point. Don't be too surprised if you obtain the same kind of resonant peak at the high end as we did with our sample cartridge. Every phono cartridge has some resonant point up near the high end of the audible range. If there is an inordinately high "peak" in the response curve, this could mean that the cartridge is not being loaded properly.

Magnetic cartridges require a fixed-load resistance (usually 47,000 ohms) and a fixed capacitance across the output terminals. Most of this capacitance is provided by the shielded audio cables connected between the turntable's output terminals and the phono-input terminals of the amplifier or receiver. Many manufacturers specify the optimum capacitance that should appear across the phono cartridge, but few audiophiles pay much attention to this specification. In the case of most magnetic cartridges, as much as

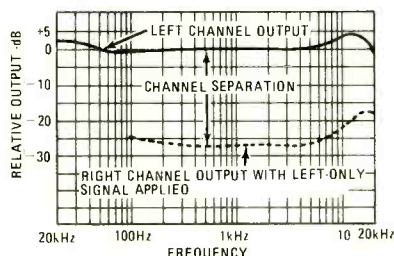


FIG. 1—FREQUENCY RESPONSE of test cartridge (left-channel only) was plotted using the STR-130 test record. Lower plot shows cross-talk.

At CIE, you get electronics career training from specialists.

If you're interested in learning how to fix air conditioners, service cars or install heating systems – talk to some other school. But if you're serious about electronics, come to CIE – The Electronics Specialists.

John E. Cunningham

**Special Projects Director
Cleveland Institute of Electronics**



My father always told me that there were certain advantages to putting all your eggs in one basket. "John," he said, "learn to do one important thing better than anyone else, and you'll always be in demand."

I believe he was right. Today is the age of specialization. And I think that's a very good thing.

Consider doctors. You wouldn't expect your family doctor to perform open heart surgery or your dentist to set a broken bone, either. Would you?

For these things, you'd want a specialist. And you'd trust him. Because you'd know if he weren't any good, he'd be out of business.

Why trust your education and career future to anything less than a specialist?

You shouldn't. And you certainly don't have to.

FACT: CIE is the largest independent home study school in the world that specializes exclusively in electronics.

We have to be good at it because we put all our eggs in one basket: electronics. If we hadn't done a good job, we'd have closed our doors long ago.

Specialists aren't for everyone.

I'll tell it to you straight. If you think electronics would make a nice hobby, check with other schools.

But if you think you have the cool—and want the training it takes—to make sure that a sound blackout during a prime time TV show will be corrected in seconds—then answer this ad. You'll probably find CIE has a course that's just right for you!

At CIE, we combine theory and practice. You learn the best of both.

Learning electronics is a lot more than memorizing a laundry list of facts about circuits and transistors. Electronics is interesting because it's based on some fairly recent scientific discoveries. It's built on ideas. So, look for a program that starts with ideas—and builds on them.

That's what happens with CIE's Auto-Programmed® Lessons. Each lesson uses world-famous "programmed learning" methods to teach you important principles. You explore them, master them completely... before you start to apply them!

But beyond theory, some of our courses come fully equipped with the electronics gear to actually let you perform hundreds of checking, testing and analyzing projects.

In fact, depending on the course you take, you'll do most of the basic things professionals do every day—things like servicing a beauty of a Zenith color TV set... or studying a variety of screen display patterns with the help of a color bar generator.

Plus there's a professional quality oscilloscope you build and use to "see" and "read" the characteristic waveform patterns of electronic equipment.

You work with experienced specialists.

When you send us a completed lesson, you can be sure it will be reviewed and graded by a trained electronics instructor, backed by a team of technical specialists. If you need specialized help, you get it fast... in writing from the faculty specialists best qualified to handle your question.

People who have known us a long time, think of us as the "FCC License School."

We don't mind. We have a fine record of preparing people to take... and pass... the government-administered FCC License exams. In fact, in continuing surveys nearly 4 out of 5 of our graduates who take

the exams get their Licenses. You may already know that an FCC License is needed for some careers in electronics—and it can be a valuable credential anytime.

Find out more! Mail this card for your FREE CATALOG today!

If the card is gone, cut out and mail the coupon.

I'll send you a copy of CIE's FREE school catalog, along with a complete package of independent home study information.

For your convenience, I'll try to arrange for a CIE representative to contact you to answer any questions you may have.

Remember, if you are serious about learning electronics... or building upon your present skills, your best bet is to go with the electronics specialists—CIE. Mail the card or coupon today or write CIE (and mention the name and date of this magazine), 1776 East 17th Street, Cleveland, Ohio 44114.



Patterns shown on TV and oscilloscope screens are simulated.

CIE Cleveland Institute of Electronics, Inc.

1776 East 17th Street, Cleveland, Ohio 44114
Accredited Member National Home Study Council

YES... John, I want to learn from the specialists in electronics—CIE. Send me my FREE CIE school catalog—including details about troubleshooting courses—plus my FREE package of home study information. **RE-25**

Print Name _____

Address _____ Apt. _____

City _____

State _____ Zip _____

Age _____ Phone (area code) _____

Check box for G.I. Bill information: Veteran Active Duty

Mail today!

200 to 400 pF of capacitance may be required to "tame" that upper response peak. Using the *STR-130* test record, you can easily experiment and add fixed capacitance values (small capacitors are best wired across the phono-input jacks) until the high-end response is as smooth as the rest of the curve shown in Fig. 1.

Figure 2 shows what happens to the

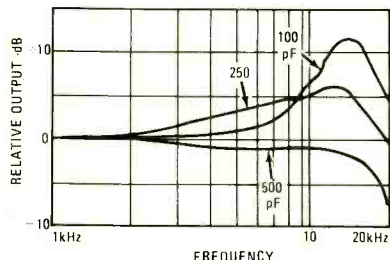


FIG. 2—HIGH-FREQUENCY RESPONSE depends on the amount of capacitance across the output of the cartridge.

high-end response as different capacitance values are added. In checking results of added capacitance, you can save time by stopping the "spot frequency announcements" at around 5,000 Hz (the frequencies begin at 20,000 Hz and decrease gradually).

The *STR-130* record is called the RIAA System Response Test record. The rear panel of the record jacket describes the record contents and use, and contains a table that indicates the exact amount of boost or cut required at different frequencies in the RIAA record or playback curve.

Remember, during the frequency response tests, you will be measuring the combination of the record's output as well as the RIAA playback characteristic built into the preamplifier section of your amplifier or receiver. If you suspect that the RIAA equalization in your amplifier or receiver is not quite right, you can check it by feeding signals from an audio oscillator directly into the phono inputs, plotting the response curve obtained and comparing it with the curve and values presented on the back cover of the *STR-130* test record. Even a 1-dB or 2-dB deviation from the correct RIAA equalization at the frequency extremes can audibly "color" the music.

STR-112 test record

Frequency response is just one of several cartridge characteristics you should be concerned with. Another CBS test record *No. STR-112* provides signals for more sophisticated testing. Among other things, the record contains a series of "tracking" bands with high-level lateral and vertical modulations. Remember, when a phono pickup traces the grooves of a stereo record, the stylus must move both laterally and vertically. The bands on the *STR-112* record contain sinewave modulation levels recorded in increasing-

ly high increments. Both lateral and vertical bands begin at a +6-dB level relative to 11.2 μ m, which is equivalent to the 0-dB music level at 300 Hz (the frequency used in these bands). Lateral bands increase to +18 dB, while vertical bands increase to +12 dB, the maximum modulation encountered on music records.

To use these bands, begin with the +6-dB signal and determine if mistracking occurs on this or subsequent higher levels by listening or by observing the waveform on an oscilloscope. In our tests, we used a storage scope to display successively higher modulation levels of the 300-Hz signal in 3-dB steps. The results are

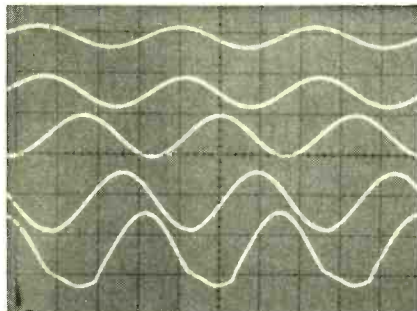


FIG. 3—SINEWAVE SIGNALS are used on the *STR-112* test record for the trackability tests. Starting at the top of the scope screen, each successive trace indicates a higher modulation level. Mistracking is evident in the lowest trace.

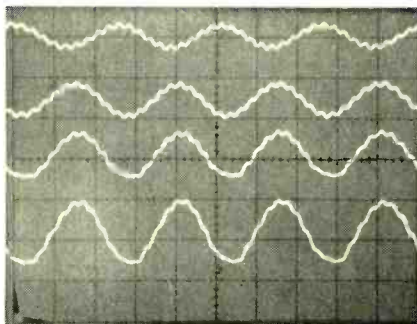


FIG. 4—IM DISTORTION is evaluated using a mixture of high- and low-frequency sinewaves. Starting at the top of the scope screen, each successive trace indicates a higher stylus velocity modulation level. IM distortion is evident in lowest trace.

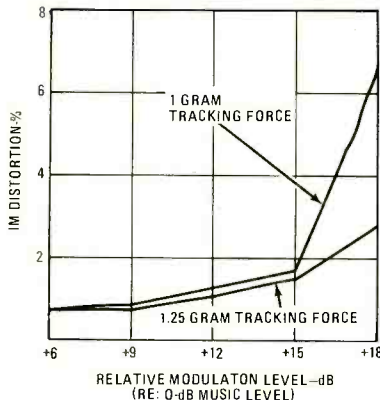


FIG. 5—INCREASED TRACKING FORCE reduces IM distortion at higher modulation levels. However, increased record wear will also result.

shown in Fig. 3; the lower modulation level is shown at the top of the screen and the successively higher levels are displayed below. The test cartridge performed well at +6, +9, and +12 dB, began to show some distortion at +15 dB and exhibited a great deal of distortion at +18 dB (lower trace). Often adjusting the tracking force to a somewhat higher value (all tests were conducted at a 1.0-gram downward force) and readjusting the antiskating force control contained on some better turntable systems allows tracking at higher levels (up to +18 dB with a good cartridge).

Other *STR-112* test bands permit you to evaluate the amount of intermodulation (IM) distortion produced by your cartridge at different modulation levels. First, a 4,000-Hz modulation level is presented for reference. Then, 400 Hz is added to this tone, with increasing amplitude. In another set of bands, 200 Hz is used as the low-frequency component of the combination test signal. The low-frequency component is increased in 3-dB steps until it attains a peak that is 18 dB above a nominal 5 centimeters-per-second stylus velocity. In general, amplitudes of this magnitude are seldom encountered during actual music reproduction. The combination of tones can be applied to the input of an IM distortion meter, observed on an oscilloscope, or even listened to. The increased IM distortion will be apparent even to an untrained listener when it begins to occur in significant amounts.

Figure 4 shows successively higher and higher outputs of this combination test tone. Note that in the bottom trace (and even, to some degree, in the trace just above it), the high-frequency component has been clipped on the negative-going peak of the composite waveform—a clear indication of increased IM distortion. Again, a slightly higher tracking force or more careful antiskating adjustment could have cleaned up the output waveforms. Note that while the IM distortion percentage rises rapidly for this sample cartridge at a 1.0-gram downward tracking force (see Fig. 5), increasing the downward force to 1.25 (still within the recommended tracking force range for this particular cartridge) improves the IM distortion considerably.

TTR-103 test record

Shure Bros., Inc., has done quite a bit of research into cartridge measurement techniques, and have produced test record *No. TTR-103*. The record is designed primarily to be used with a specialized piece of Shure test equipment available only to Shure dealers. However, much can be learned about a cartridge simply by listening to the record or by observing the output of a suitable preamplifier on an oscilloscope.

The *TTR-103* test record checks trackability (the ability of the cartridge and

stylus to accurately trace great groove modulations) for three frequency ranges: low, medium and high. For the high-frequency tests, a 10.8-kHz burst signal with a 270-Hz repetition rate is used. Maximum peak velocity that the stylus will have to trace begins at 15 centimeters-per-second and increases first to 19 centimeters-per-second, then 24 centimeters-per-second and finally 30 centimeters-per-second. Figure 6 shows the outputs observed during this high-fre-

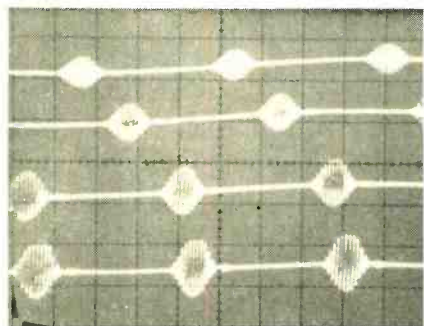


FIG. 6—HIGH-FREQUENCY TRACKABILITY TEST on TTR-103 test record consists of burst signals. Starting at the top of the scope screen, each successive trace indicates a higher stylus velocity. Lowest trace (stylus velocity of 30 cm-per-second) shows mistracking in the form of waveform clipping.

quency trackability test, with the lower velocities at the top, and higher velocities in succeeding lower sweeps. The tests showed little or no distortion at velocities of 15 and 19 centimeters-per-second; some distortion appeared at the 24 centimeters-per-second velocity and, finally, considerable distortion appeared as the velocity was increased to 30 centimeters-per-second.

The medium-frequency trackability test signal contained in the Shure *TTR-103* test record bands consists of a mixture of equal-amplitude 1,000-Hz and

1,500-Hz signals. As the cartridge begins to mistrack, sum and difference components (500 Hz and 2,500 Hz) will appear if a spectrum analyzer or wave analyzer is used. However, even if the results are observed on an oscilloscope or listened to carefully, it is easy to know when midfrequency mistracking occurs. Maximum velocities of stylus travel required by these test bands begin at 20 centimeters-per-second and increase to 25 centimeters-per-second, 31.5 centimeters-per-second,

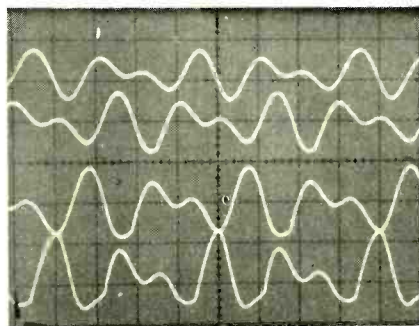


FIG. 7—MIDFREQUENCY TRACKABILITY TEST on TTR-103 test record consists of a mixture of high- and low-frequency sinewaves. Mistracking is evident in lowest trace in the form of waveform distortion. Lowest trace corresponds to highest stylus velocity (30 cm-per-second).

cond and, finally, to 40 centimeters-per-second. Figure 7 shows that the sample cartridge did pretty well for the 20 and 25 centimeters-per-second velocities, began to have problems at a peak velocity of 31.5 centimeters-per-second and really "fell apart" when at a peak velocity of 40 centimeters-per-second.

The low-frequency trackability tests provided by the *TTR-103* test record are almost identical to the IM distortion tests supplied in the CBS *STR-112* test record, in that 400-Hz and 4,000-Hz combined signals are used to test the cartridge. In the case of the Shure test

record, however, stylus peak velocities are defined in centimeters-per-second and range from peak velocities of 15 centimeters-per-second to 30 centimeters-per-second. Figure 8 shows trackability problems at a peak velocity of 24 centimeters-per-second (the third trace from the top of the scope face), and when the stylus tried to trace this composite signal at a peak velocity of 30 centimeters-per-second, trackability problems became pronounced.

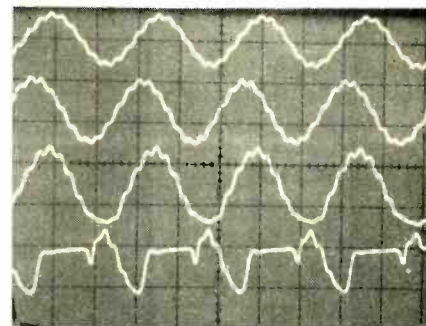


FIG. 8—LOW-FREQUENCY TRACKABILITY TEST on TTR-103 test record. Mistracking is evident in lowest trace. Lowest trace corresponds to highest stylus velocity (30 cm-per-second).

The few test records discussed in this article (as well as others) are very useful in evaluating phono-cartridge performance and, more important, can guide you in your attempts to adjust your turntable for best possible performance. However, if a cartridge is very old and does not represent the state-of-the-art, no amount of adjustment or tracking force increase may clean up the distorted waveforms. It is also possible that a cartridge can be good, but mounted in a tone arm that is not compatible with it. In that case, there is only one possible solution: shop for a new cartridge, a new turntable system, or both.

R-E

RCA home videotape recorder records up to four hours

A suggested retail price of \$1000 has been set by RCA for its new four-hour, home videotape recorder. This figure is about \$300 less than the suggested retail prices of the Sony and Zenith two-hour cassette systems.

Matsushita of Japan, which makes the videotape recorder for RCA, has its own VHS system it plans to market in the U.S. under its Panasonic label later this year, but declined comment on price and date of entry into the videotape market. Sony and Zenith, at this writing, were not planning any price change.

At least 15 U.S. and Japanese companies have gone on record stating they plan to make videotape recorders using either the Betamax (Sony) or VHS formats; the problem now is whether Sony or Matsushita can supply them with enough units to keep up with the demand. Sony expects to produce about 30,000 units per month (half for the U.S. market), and although Matsushita has yet to get into full swing, RCA division marketing vice president Jack Sauter predicts that his industry's sales of

recorders would reach 250,000 at the end of 1977 and 750,000 by 1978.

In comparing the VHS system with the Sony Betamax system, RCA stressed the former's smaller size, lighter weight and more energy-efficient mode of operation. To make a four-hour recording, the RCA tape drive unit spins at 1.67 centimeters-per-second, or half the speed provided by the two-hour recording capability also contained in the system. The reason for providing two speeds, explains David E. Daly, RCA division vice president, is to afford compatibility between VHS recorders. In other words, any two-hour cassette recorded on your neighbor's machine can be played on your VHS unit. Such flexibility is not true for a four-hour recording which must be played back on the same machine.

You can attach the RCA unit to the antenna leads of any TV set to make color recordings off the air or with a camera. The machine can play prerecorded tapes; record one program while you watch another; and when used with a timer, can even record without anyone having to be in the room.



"With coffee so high it's seldom I'm offered any . . . even though a cup or two makes me work much faster & more efficiently!"

JANUARY 1978

Radio-Electronics

Tests

Dual C-939 Cassette Deck



1

LEN FELDMAN

CONTRIBUTING HI-FI EDITOR

IF YOU BELIEVE THAT THE CASSETTE DECK HAS been perfected to its ultimate state, you will be surprised to learn that Dual, known for their precision line of record players, has managed to come up with a few operating features and performance capabilities in their new *model C-939* cassette deck that raises the level of that once lowly recording format yet another notch. Bidirectional playback, the ability to record in either direction and even continuous cassette play are not unique to this machine, having been featured in Dual's earlier auto-reverse deck and in other competitive cassette models over the past few years. But Dual's execution of these intricate capabilities, plus some other new features of the *model C-939*, put it into a class by itself.

Figure 1 shows the front panel with both its conventional and unusual controls. A three-digit counter and reset pushbutton are accompanied by a rewind-MEMORY pushbutton to the left of the cassette compartment. The cassette door is smoothly and slowly opened by depressing the EJECT button that also turns off the machine. Cassettes are easily inserted in guides on the cassette door itself, for error-free positioning. Keyboard pushbuttons along the lower edge of the front panel handle STOP, CONTINUOUS, RECORD, fast rewind, reverse play/record, forward play/record, fast forward and PAUSE functions. The normal speed (forward or reverse) pushbuttons do not remain depressed when selected, so that the automatic reversing action that takes place at the end of play (if selected) does not pop up either of these keys. The PAUSE pushbutton can be used to preset all level controls before the recording begins.

Three round pushbuttons along the lower right of the panel select either Fe, Cr or FeCr while simultaneously applying the correct bias and equalization for the tape used. Three pushbuttons to the right of the tape selectors activate the Dolby circuitry, select Dolby FM

(for recording or decoding Dolby FM broadcasts, including compensation for the required 25-ms de-emphasis), and a LIMITER circuit. Microphone input jacks and a phone jack are also located along the lower right-hand portion of the front panel. Separate slide-type level controls for the left- and right-channel line inputs and microphone inputs are located at the center right of the panel. To the left of these controls are two pairs of output-level and Dolby-calibration controls; all four controls are recessed almost to panel-surface level, since they are considered to be one-time or seldom-used adjustments that should not be accidentally miscalibrated.

Headphone output-level controls are slightly more elevated from the front panel (what a convenience having separate level controls for main and headphone outputs). Two small rotary controls handle Dual's unique fade-edit feature—the left control is a spring-retained knob which, when rotated against the force of the retaining spring, can be pressed downward into the panel. This releases an erase head that can then be used to selectively fade out or eliminate specific portions of a recorded program. The level of fade or erasure is determined by the second rotary knob to the right.

Perhaps the most unique section of the control panel is the tiltable platform at the upper right. Since the *model C-939* can be operated horizontally, vertically (even mounted on a wall with hardware supplied), or at a tilt-up angle (with brackets supplied), this platform (which contains the record indicators) can also be tilted for best viewing. Instead of conventional VU meters (or even VU meters augmented by a single peak-indicating LED), the entire metering system consists of tiny LED's (seven green and five red LED's per channel). The LED's are calibrated from -20 dB to +5 dB. Furthermore, the LED banks can be switched to either peak or VU (average) indications by means of a slide switch located below the indicator rows.

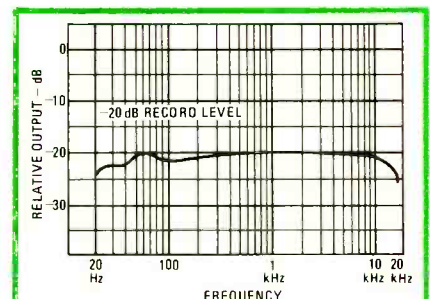
CIRCLE 109 ON FREE INFORMATION CARD

The tiltable platform also contains lights that show which direction the tape is traveling (necessary in a two-direction deck), a Dolby indicator light and a light that indicates the record mode. All these valuable indicating devices are contained in a surface area no larger than 6 × 2 inches. This LED arrangement solves the problem of adequate dynamic range in cassette recordings, and a user need no longer be concerned with the so-called "ballistics" of this or that meter, the nature of the music being recorded and so forth. In fact, with this sort of level-indicating device, Dual could easily have omitted the limiter circuit that is intended only be used in live recording situations in which an operator might not be able to control overly high instantaneous levels produced by poor mike technique.

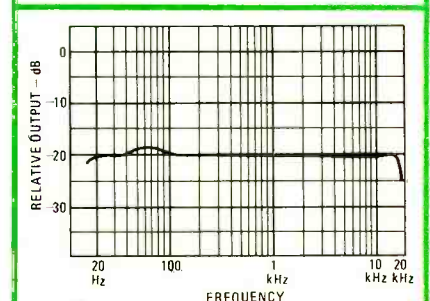
Construction and circuit details

The two capstans of the *model C-939* are driven by a synchronous continuous-pole motor that is elastically suspended and independent of voltage, temperature and load variations. A precision flat belt drives the capstans while the tape take-up reel is driven by a second belt directly from the motor. Fast wind uses a different, gear-drive system.

Electronic amplifiers and other circuits are constructed on plug-in modules for easy servicing. A hard Permalloy 4-track record/



2



3

MANUFACTURER'S PUBLISHED SPECIFICATIONS:

Frequency Response: Ferric, 20 Hz to 16 kHz; CrO₂, 20 Hz to 17 kHz; FeCr, 20 Hz to 17 kHz (no tolerances given). **Wow-and-Flutter:** 0.05% WRMS. **Signal-to-Noise Ratio:** Ferric, 63 dB with Dolby; CrO₂, 63 dB with Dolby; FeCr, 65 dB with Dolby. **Total Harmonic Distortion:** Less than 1.0% at 0 VU record level. **Erasure:** 70 dB. **Fast Wind Time:** 60 seconds for C-60 cassette. **Bias Frequency:** 80 kHz. **Input Sensitivity:** Mike, 0.3 mV; line, 70 mV. **Output Level:** 0 to 700 mV (variable). **Dimensions:** 17.3 W × 5.9 H × 11.8-inches D. **Suggested Retail Price:** \$550.

TABLE I

Manufacturer: **Dual (United Audio)**

Model: **C-939**

CASSETTE TAPE DECK MEASUREMENTS

| | R-E MEASUREMENTS | R-E EVALUATION |
|---|-------------------------|-----------------------|
| FREQUENCY RESPONSE MEASUREMENTS | | |
| Frequency response, standard tape (Hz-kHz ± dB) | 30-15, 3.0 | Very good |
| Frequency response, CrO ₂ tape (Hz-kHz ± dB) | 20-14.5, 3.0 | Good |
| Frequency response, other (see text) Hz-kHz ± dB | See Figs. 2,3 | |
| DISTORTION MEASUREMENTS (RECORD/PLAY) | | |
| Harmonic distortion at -3 VU (1 kHz) (%) | 1.0 0.75 | Excellent |
| Harmonic distortion at 0 VU (1 kHz) (%) | 1.0 0.85 | Excellent |
| Harmonic distortion at +3 VU (1 kHz) (%) | 1.1 1.1 | Superb |
| Record level for 3% THD (dB) | +10 +7.0 | Superb |
| SIGNAL-TO-NOISE RATIO MEASUREMENTS | | |
| Standard tape, Dolby off (dB) | 58 | Excellent |
| Standard tape, Dolby on (dB) | 67 | Excellent |
| CrO ₂ tape, Dolby off (dB) | 60 | Superb |
| CrO ₂ tape, Dolby on (dB) | 69 | Superb |
| MECHANICAL PERFORMANCE MEASUREMENTS | | |
| Wow-and-flutter (% WRMS) | 0.04 | Superb |
| Fast wind and rewind time, C-60 (seconds) | 45 | Very good |
| COMPONENT MATCHING CHARACTERISTICS | | |
| Microphone input sensitivity (mV) | 0.3 | |
| Line input sensitivity (mV) | 73.0 | |
| Line output level (mV) | 650 | |
| Phone output level (mV) | 1350 | |
| Bias frequency (kHz) | 80 | |
| TRANSPORT MECHANISM EVALUATION | | |
| Action of transport controls | | Superb |
| Absence of mechanical noise | | Excellent |
| Tape head accessibility | | Very good |
| Construction and internal layout | | Excellent |
| Evaluation of extra features, if any | | Superb |
| CONTROL EVALUATION | | |
| Level indicator(s) | | Superb |
| Level control action | | Good |
| Adequacy of controls | | Excellent |
| Evaluation of extra controls | | Excellent |
| OVERALL TAPE DECK PERFORMANCE RATING | | Excellent |

TABLE II

Manufacturer: **Dual (United Audio)**

Model: **C-939**

OVERALL PRODUCT ANALYSIS

| | |
|-------------------------|--------------------|
| Retail price | \$550 |
| Price category | Medium-high |
| Price/performance ratio | Excellent |
| Styling and appearance | Excellent |
| Sound quality | Very good |
| Mechanical performance | Excellent |

Comments: Perhaps the most impressive feature of the Dual *model C-939* cassette deck is the multiple LED arrangement used to indicate record and playback levels. Much more precise than even some of the better record level meters used on high-priced cassette decks, the calibrated LED arrangement really insures against over recording, and yet allows the user to take fullest advantage of the dynamic range available on cassette tapes. The auto-reverse feature (ability to play in both directions without turning over the cassette and the ability to record in either direction) has a smooth action and a totally reliable tape azimuth alignment. The dual-capstan drive is positive and consistent, making the system less subject to variations. The fade-edit feature enables you to erase preselected portions of a recording *after* the recording has been made and permits professional fading effects to be added later—without the user having to act as a real-time recording engineer. While the frequency-response capability is not as great as higher-priced decks, it is adequate, and, more important, the low wow-and-flutter specs permit a recording that approximates that possible with 7½-inch-per-second open-reel decks.

Dual has created a logical and thoughtful balance between frequency response, distortion and signal-to-noise capability. Not too long ago, a signal-to-noise ratio of 60 dB (*without* Dolby) would have been considered a dream when it comes to cassette performance. Yet, that figure was actually measured using Maxell UD-XL-II tape (for which the machine seems ideally calibrated, when the CrO₂ tape switch is activated). This new entry from Dual must be seen and tried to truly appreciate it.

playback head is used along with two erase heads (necessary because of the bidirectional tape handling facilities).

Laboratory measurements

Results of our lab measurements are listed in Table I and can be compared with the manufacturer's published specifications listed in this report. Frequency response, using a sample of Maxell UD-XL-I tape, is shown in Fig. 2, and Fig. 3 shows similar measurements for a sample of Maxell UD-XL-II tape. The latter tape sample requires the CrO₂ tape-selection setting, while the UD-XL-I tape was tested by pressing the Fe tape pushbutton. It is difficult to compare Dual's frequency-response claims with our results because the manufacturer's specification fails to indicate a tolerance (±dB value). Although the results may not be as impressive as those claimed (and achieved) by higher-priced competitive units, frequency response is only one performance criterion. Our summary comments together with overall product evaluation are shown in more detail in Table II.

The double-capstan and motor/belt drive arrangement is successful in terms of tape transport uniformity as evidenced by the extremely low wow-and-flutter figure (0.04% WRMS) obtained in our lab measurements. Even unweighted, the wow-and-flutter was only 0.08%. Note that the various signal-to-noise ratios shown in Table I are all *unweighted* figures.

Use tests

The full flexibility of the *model C-939* can only be appreciated through a hands-on session with the machine. For example, when we made our frequency-response checks at the usual -20 dB record level, it was gratifying to observe that the green LED level indicator labeled "-20 dB" lights up (with no others illuminated), which attests to the extreme accuracy of the LED level indicators. Transition from forward play to reverse play is smooth and noise-free, and it is possible to reverse the direction of play without first depressing the STOP button. At end of tape travel (in either direction), the transport not only comes to a stop (and the capstans are disengaged), but power to the entire deck is automatically shut off—a real boon to the forgetful operator. In short, Dual seems to have thought of everything that many other manufacturers have overlooked. Superlatively low distortion, high signal-to-noise ratios, smooth tape transport action and adequate bandwidth all contribute to a cassette deck that would fit in nicely with the very best high-fidelity component systems. **R-E**

Sansui AU-717 Amplifier

CIRCLE 110 ON FREE INFORMATION CARD

THE INTEGRATED AMPLIFIER HAS BEEN CHARACTERIZED as being "midway between a receiver and separates." This category seems to imply that an integrated amplifier is not quite as flexible or as high in performance capability as a separate basic amplifier preceded by a preamplifier-control unit. In the past this was generally true, but now there is a group of integrated amplifiers that offer as much circuitry sophistication and control flexibility as any two-piece amplifying system. Typical of this new breed is Sansui's impressive model AU-717, a moderately priced, relatively high-powered unit.


At the lower left of the black front panel (see Fig. 1) is a POWER on-off lever switch and, directly above it, an indicator light that flashes for a few seconds immediately after turn-on, until circuits have stabilized and the audio outputs have been connected to the speaker terminals. The light also flashes a warning whenever the built-in protection circuits are activated. The SPEAKER switch selects either or both sets of speakers connected to the unit. Step-type BASS and TREBLE controls, mounted one above the other, are augmented by push-buttons that determine crossover points—400 Hz or 200 Hz for bass, 6 kHz or 3 kHz for treble. Four switches at the lower center of the panel come next. These switches handle tone defeat, subsonic- and high-cut filter switching and loudness.

A large dB-calibrated step-type VOLUME control dominates the panel and is located above a much smaller channel-balance control knob. To the right of this control knob is an audio MUTING switch that lowers the listening level by a fixed 20 dB. Three vertically arranged interlocking pushbuttons select SOURCE, TAPE 1 or TAPE 2; a rotary tape COPY switch used with the tape pushbuttons can select dubbing from either tape deck to the other, tuner dubbing, source, or an off position that disconnects both tape-output jacks when taping is not desired. At the upper right-hand side of the panel is a program SELECTOR switch with two PHONO positions and settings for TUNER or AUX.

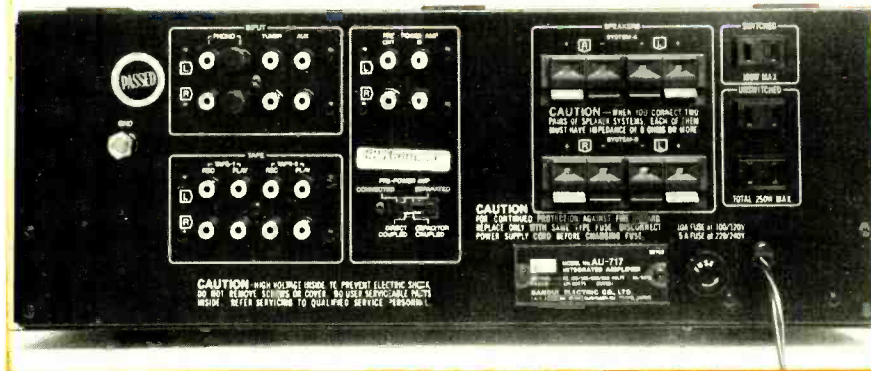
The rear panel of the model AU-717 contains the usual banks of speaker terminals. These terminals are spring-loaded for the easy insertion of stripped speaker wires. One switched and two unswitched AC convenience receptacles are located near the speaker terminals. To the left are the preamplifier-output/main amplifier-input jacks that are intercon-

nected (or separated) by a slide switch that is locked in the connected mode to prevent the inadvertent disconnection between the preamplifier and amplifier unless done so deliberately for bi-amplification or to interpose some accessory device between these two circuit points. The usual array of tape-input and tape-output jacks plus a chassis ground terminal and a line fuseholder complete the rear-panel layout. The rear panel is shown in Fig. 2.

limiting factor and that determines the FTC power rating of the unit, since 86 watts was obtained at a 0.025% rated distortion for this frequency—just a bit higher than the 85 watts claimed. Although Sansui does not provide a power rating for 4-ohm loads, we measured the amplifier's power capability with 4-ohm loads connected, and again the power-output limitation was observed at the high-frequency extremes, with readings of 94 watts for 0.025%



1



2

Power measurements

Table I shows our measured results for the power-amplifier section. One clear advantage of DC design is apparent. Even at the low 20-Hz extreme, the amplifier delivers a full 92 watts—the same value obtained for midfrequency power—compared with its 85-watt rating into 8 ohms. In this amplifier, the high-frequency power capability proves to be the

rated distortion. The THD reading at a nominal 1-watt output really consisted of noise rather than distortion. Since 1-watt levels are around 19 dB lower than the rated 85-watt level, and since the noise reading was 0.02% of the 1-watt output, this translates to around 74 dB of noise at a 1-watt level, or 93 dB of noise at full output—precisely the reading that was obtained when subsequent noise measurements were made.

Preamplifier measurements

The equalization characteristic of the preamplifier was one of the most precise we have ever measured, with the deviation from the standard RIAA playback curve never exceeding more than 0.1 dB. In Table I, the phono hum and noise is referred to the unit's own 2.5-mV input sensitivity—and not to a higher, irrelevant 10-mV sensitivity, as is often the case. The 380-mV overload figure for phono is far greater than would ever be required using even the highest output magnetic cartridges available.

MANUFACTURER'S PUBLISHED SPECIFICATIONS:

Power Output: 85 watts-per-channel continuous power- 8 ohm loads, 20 Hz to 20 kHz. **Rated Harmonic Distortion:** 0.025%. **Rated IM Distortion:** 0.025%. **Damping Factor:** approximately 60 at 8 ohms. **Frequency Response (Power Amp In):** 0 to 200,000 Hz, -3 dB. **Input Sensitivity:** phono 1 & 2, 2.5 mV; high level, 150 mV. **Phono Response:** RIAA \pm 0.2 dB. **Phono Overload:** 350 mV. **Signal-to-Noise Ratio (A Weighted):** phono, 78 dB; high level, 100 dB. **Bass Range:** \pm 10 dB at 50 Hz. **Treble Range:** \pm 10 dB at 15 kHz. **Subsonic Filter Cutoff:** 16 Hz, 6 dB-per-octave. **High Filter Cutoff:** 10 kHz, 6 dB-per-octave. **Audio Muting:** -20 dB. **Power Requirements:** 110-130 V, 60 Hz, 735 watts (maximum). **Dimensions:** 16 $\frac{1}{4}$ " W \times 6 $\frac{1}{2}$ " H \times 15 $\frac{1}{2}$ " inches D. **Weight:** 39.2 lbs. **Suggested Retail Price:** \$450.

TABLE I

Manufacturer: Sansui

Model: AU-717

AMPLIFIER PERFORMANCE MEASUREMENTS

| | R-E Measurement | R-E Evaluation |
|---|-----------------|----------------|
| POWER OUTPUT CAPABILITY | | |
| RMS power/channel, 8-ohms, 1 kHz (watts) | 92.0 | Very good |
| RMS power/channel, 8-ohms, 20 Hz (watts) | 92.0 | Excellent |
| RMS power/channel, 8-ohms, 20 kHz (watts) | 86.0 | Good |
| RMS power/channel, 4-ohms, 1 kHz (watts) | 118.0 | Not rated |
| RMS power/channel, 4-ohms, 20 Hz (watts) | 115.0 | Not rated |
| RMS power/channel, 4-ohms, 20 kHz (watts) | 94 | Not rated |
| Frequency limits for rated output (Hz-kHz) | Below 10-22 | Excellent |
| DISTORTION MEASUREMENTS | | |
| Harmonic distortion at rated output, 1 kHz (%) | 0.0085 | Superb |
| Intermodulation distortion, rated output (%) | 0.025 | Good |
| Harmonic distortion at 1-watt output, 1 kHz (%) | 0.02 | Good |
| Intermodulation distortion at 1-watt output (%) | 0.012 | Very good |
| DAMPING FACTOR, AT 8 OHMS | | |
| | 55 | Excellent |
| PHONO PREAMPLIFIER MEASUREMENTS | | |
| Frequency response (RIAA ± dB) | 0.1 | Superb |
| Maximum input before overload (mV) | 380 | Superb |
| Hum/noise referred to full output (dB) (at rated input sensitivity) | 82 "A" | Excellent |
| HIGH LEVEL INPUT MEASUREMENTS | | |
| Frequency response (Hz-kHz, ± dB) | 2.8-68, 3 | Excellent |
| Hum/noise referred to full output (dB) | 93 "A" | Very good |
| Residual hum/noise (minimum volume) (dB) | 93 "A" | Good |
| TONAL COMPENSATION MEASUREMENTS | | |
| Action of bass and treble controls | See Fig. 5 | Excellent |
| Action of secondary tone controls | | |
| Action of low frequency filter(s) | See Fig. 6 | Excellent |
| Action of high frequency filter(s) | See Fig. 6 | Fair |
| COMPONENT MATCHING MEASUREMENTS | | |
| Input sensitivity, phono 1/phono 2 (mV) | 2.5/2.5 | |
| Input sensitivity, auxiliary input(s) (mV) | 150 | |
| Input sensitivity, tape input(s) (mV) | 150 | |
| Output level, tape output(s) (mV) | 150 | |
| Output level, headphone jack(s) (V or mW) | 138 mW | |
| EVALUATION OF CONTROLS, CONSTRUCTION AND DESIGN | | |
| Adequacy of program source and monitor switching | | Excellent |
| Adequacy of input facilities | | Excellent |
| Arrangement of controls (panel layout) | | Very good |
| Action of controls and switches | | Excellent |
| Design and construction | | Superb |
| Ease of servicing | | Good |
| OVERALL AMPLIFIER PERFORMANCE RATING | | |
| | | Excellent |

TABLE II

Manufacturer: Sansui

Model: AU-717

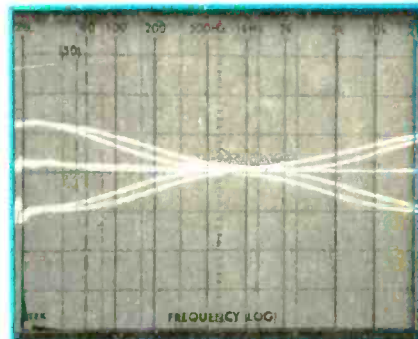
OVERALL PRODUCT ANALYSIS

| | |
|-------------------------|-----------|
| Retail price | \$450 |
| Price category | Medium |
| Price/performance ratio | Excellent |
| Styling and appearance | Excellent |
| Sound quality | Superb |
| Mechanical performance | Very good |


Comments: While the emphasis placed on the DC power-amplifier design is certainly justified, we were even more impressed by the control precision built into the Sansui model AU-717, and by its moderate price. Sansui claims that this unit has reduced transient intermodulation distortion—a direct result of the DC design, and, indeed, the model AU-717 delivered sound as transparent and clean as any we have heard from an integrated amplifier (and equal to that produced by some of the better basic power amplifiers). It should be pointed out, however, that only the power-amplifier section is DC-coupled from input to output, so that the claimed bandwidth (from 0 to 200,000 Hz) is somewhat meaningless when all program-source inputs must first travel through the non-DC preamplifier and control sections. The filters are a mixed bag. While the high-cut filter has too gradual a slope and begins to cut at too high a frequency (affording no more noise suppression than is possible with the TREBLE control), the subsonic filter cuts off at around 16 Hz and effectively reduces subsonic rumble without affecting the musical bass content at all. The combination of the tape copy switch plus the separate TAPE PLAY button arrangement allows you to record FM programs from a connected tuner even while listening to other programs. The off position of the tape copy switch prevents the tape decks from interacting with the rest of the system, which is important if the input impedance of your connected tape machines is less than optimum.

Figure 3 shows the tone-control range. In this variable-turnover design, the maximum amount of bass or treble boost and cut remains virtually the same at the frequency extremes, regardless of the turnover point selected.


Figure 4 shows that the high-cut filter action is extremely gentle, and, while Sansui maintains that this was done in order not to introduce phase shifts, we found that the high-cut filter, in its practical applications, was of little use: the same degree of cut was obtain-



3



4



5

able using the regular TREBLE control. Although Fig. 4 does not show the subsonic-filter action, the subsonic filter in the model AU-717 effectively removes this unwanted range of frequencies without affecting musical reproduction.

Figure 5 shows the loudness-control action at various volume settings, and, in addition, confirms the extreme accuracy of the calibration marks on the master volume control. Each vertical division on the scope face represents a 10-dB amplitude change, and, using only the front-panel calibrations of 0, -10, -20, -30 and -40 dB, one can see how closely the 1-kHz center-frequency points on each curve correspond to the desired loudness levels.

summary

A summary of our reactions to the model AU-717, together with overall comments regarding its quality, is shown in Table II. The price, power output and performance features of this new Sansui entry make it worth serious consideration—even by those who prefer separate amplifiers and preamplifiers.

R-E

The whole team wondered what Ron Brown was up to in his basement.

Word has it he was up to something mighty special. And when he didn't show up for bowling practice one Wednesday night, the Lucky Strikers (that was the name of his neighborhood team) began to wonder, too.

So it was that a bunch of the boys decided to pay their "star" a visit, and talk him out of his secret project and back into action. It didn't happen that way, though.

Matter of fact, it was Ron Brown who talked the Lucky Strikers out of their bowling night and down into his workshop. What was it... what could be exciting enough to keep a bunch of ten-pin tigers from their favorite pastime? One of the most fascinating learn-at-home programs in the world, that's what!

Actually build and experiment with a new big-screen color TV in ASI's fascinating learn-at-home program. It will help you develop new skills as an electronics troubleshooter.

You'll set up your own electronics laboratory to discover first-hand the technology behind the most exciting innovations in the world of home entertainment electronics.

In fact, as part of the program, you'll actually build and experiment with a beautiful, integrated circuit 100% solid state color TV.

But most important of all will be the new skills you'll develop all along the way... the kind of skills that could lead you in exciting new directions. For example, like many of ASI's 140,000 graduates, once you complete the program you could use your training:

1. To provide part-time income
2. To start a business of your own
3. To seek out a job in the electronics industry
4. To upgrade your current job
5. As a foundation for advanced programs in electronics

Go exploring at home, in your spare time. No traveling to class. No lectures. No one breathing down your neck.

ASI wants to make it easy for you to get to know the exciting world of home entertainment electronics. You'll be able to develop new skills in your own home on whatever days and hours you choose. So you don't have to give up your present job or paycheck just because you want to prepare yourself for some future opportunities.

What's more, we believe that when you're exploring a field as fascinating as home entertainment electronics, reading about it is just not enough. That's why you'll get lots of "hands on" training experience with some of the most impressive electronic training tools you've ever seen!

No Electronics Background Necessary

That's one of the advantages of this program. We start you off with the basics and help you work your way up, one step at a time. You'll start right off using your hands as well as your head. That's because ASI firmly believes that one of the best ways to develop skills is the exciting "hands on" way.

Each time you receive new materials you will assemble and experiment with the kind of fascinating electronic equipment that will guide you with tests and experiments and will help you become familiar with operations and applications. With ASI you BUILD, EXPERIMENT, and KEEP:

- Signal Generator—This important tool helps you explore AM alignment and signal injection. This is a source of modulated or unmodulated signals. It provides a wide range

of frequencies for use in AM, FM, TV, LW and SW broadcast bands.

- Transistorized Radio Receiver—Build your radio in a spread out format directly on a large schematic diagram. You will learn how transistors, capacitors, resistors and other parts work together to receive radio signals and convert them into sound.
- VTVM (Vacuum Tube Voltmeter)—Build and troubleshoot measurements of DC+, DC-, AC rms and peak-to-peak voltages.
- Solid State Triggered Sweep Oscilloscope—See the heartbeats of tiny integrated circuits with one of the most universal of all testers. You'll experiment with displays of voltage waveforms found in audio devices, television receivers, transmitters and other electronic equipment.
- Vectorscope—Patterns for converging, adjusting and troubleshooting color television receivers. Solid state circuitry and integrated circuits are used for accuracy, stability and reliability since this will be a key instrument for troubleshooting and servicing color television receivers.
- Color Television Set—As you build, you explore automatic fine tuning, plug-in circuit boards, the cathode ray tube and all the components and circuitry used in the late model color receivers.

Besides these, you will also receive a pre-wired and assembled multi-tester plus a professional quality set of electronic hand tools and tool box.

And Only ASI Offers Audio/Visual Aids Too!

You will receive a filmstrip projector, filmstrips and records that SHOW and TELL you the proper way to perform some of the fascinating tests and experiments you'll do in the program. Only ASI offers this exciting way to combine theory with practice... and our graduates tell us that these aids are some of the most helpful and interesting parts of the program.

We try to give more personal attention than other learn-at-home programs.

1. Toll-free phone-in assistance. Should you ever run into a rough spot, we'll be there to help. While many schools make you mail in your questions, we have a toll-free line for questions that can't wait.
2. Every student is assigned a Personal Technical Advisor. He'll follow your progress and be available whenever you want to "talk shop" or bounce around an idea or two.

Send for free details today—for a more secure tomorrow.

Whether your goal is higher-paid job skills... extra income from part-time work... being your own boss in your own business... or simply to become your own electronics expert and experience the comfortable confidence that comes with having another marketable skill to fall back on, in case of hard times... ASI can help you reach it.

Mail postpaid card today for free course outline and sample lesson.

No cost or obligation of any kind.
APPROVED FOR VETERANS BENEFITS
WHEN TAKEN FOR VOCATIONAL PURPOSES.
If card has been removed—write to:



advance schools, inc.
5900 NORTHWEST HIGHWAY • CHICAGO, ILLINOIS 60631

101



hobby corner

Helpful hints, including magnetizing and demagnetizing tools, tuning a mobile antenna, a simple field strength meter and more.

EARL "DOC" SAVAGE, K4SDS, HOBBY EDITOR

I'VE BEEN SAVING SEVERAL SHORT, BUT helpful, items for use in this column when space permits. Well, the pile is growing taller, so I thought I'd put together an entire column based on these short items. Sort of a helpful hints column. You should find at least one useful item in the group. So, on to the first one.

Magnetism and your tools

Sometimes when you need a magnetized screwdriver or other tool (or one that is *not* magnetized) it can be very frustrating when the tool is in the wrong magnetic state. For example, have you ever tried to sort out small nuts and bolts with magnetized tweezers, or adjust a meter to zero with a magnetized screwdriver?

The other day I took a file from the pegboard to reshape the end of a pin punch. After a couple of light passes, I noticed the file was cutting very unevenly. To my surprise, the file had become magnetized and the filings were clogging it up. Thirty seconds later it was working fine. You, too, can demagnetize (and magnetize) any steel tool very quickly.

Demagnetizing: To quickly and completely demagnetize any tool you must use an electromagnet powered by *alternating current* (AC). Although you can make your own electromagnet, two different sizes made for the tape recording fan are readily available. One is a head demagnetizer that works well with small tools, and the other is a bulk eraser that can be used with both small and large objects.

The demagnetizing process is quite simple. Turn the eraser on and hold the tool in the alternating electromagnetic field. Then, *keeping the eraser on*, slowly withdraw the tool until it is a foot or two away. If this is done properly, the screwdriver or tool will be completely demagnetized.

Magnetizing: Of course, a tool can be magnetized by stroking it *in one direction* with a permanent magnet. However, an electromagnet is much more effective. A DC electromagnet would be best but it is just as easy to use your AC demagnetizer.

Just place the tool in the magnetic field

and turn the magnet off. The tool is magnetized when the field collapses around it. However, there is one little catch to this procedure.

As the AC current constantly changes from maximum to minimum and back, the electromagnetic field also changes. You may find that you cut the electromagnet off when it was at minimum so that nothing collapsed around the tool! In this case, the tool will not be magnetized, which you can check by putting it into a box of bolts or paper clips.

If the tool wasn't magnetized the first time around, it only takes a few seconds to try again. In several tries at most, you will hit maximum and have a strong magnet.

Caution: When using a strong electromagnet such as a bulk tape eraser, keep it away from your VOM and other meters. It's also a good idea to remove your wristwatch.

Insertion tool

Now and then a device comes along that you have always needed. The OK Machine and Tool Company has developed an IC insertion tool that is different—it has a pin straightener built into the handle.

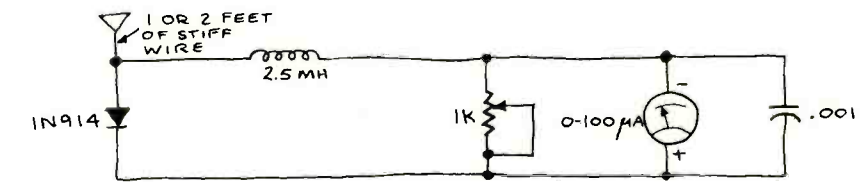


FIG. 1

All told, I must have spent days straightening IC pins with my long-nose pliers. If each pin isn't just right, the IC won't go into a socket or board. Now, I simply pop them into the straightener and they are ready to go. (However, don't throw your pliers away—you'll still need them if the pins are badly mangled.)

Holders updated

A few months ago, we had an article about homebrew breadboards and part holders. Since then I have used two different holders made by PanaVise.

As is true with almost everything, a ready-made item costs more than a home-made one. The PanaVise devices are no exception, but their convenience and adaptability are excellent. When a board, panel or part is inserted, it stays in place. When you angle the vise in any direction, it holds that position while you pull, push and solder.

The PanaVise devices are really handy since they can hold things lightly or they can really bear down. So, they can be used for metal, wood, plastic, glass and other materials.

Mobile antenna tuning

Most advice on installing and tuning a mobile antenna—ham or CB—stresses the use of an SWR (Standing-Wave Ratio) meter. Certainly it can be done this way but the process can get a little tricky.

It is far more satisfactory to do the tuning with an FSM (Field Strength Meter). First, an FSM is much simpler to construct, and less costly to buy. Second, you can get the desired results much easier and quicker with an FSM; it shows you *power radiated from the antenna*, which is what you are interested in.

Figure 1 shows a simple FSM. Construction is straightforward and not at all critical in terms of part values or placement. Substituting a less sensitive meter (such as a 0-to-1 mA meter) will mean that you must attach a longer antenna wire to the FSM or place the instrument

closer to the transmitter antenna, or both. The FSM can be built inside a metal, wood or plastic box, or even on a breadboard.

When tuning the antenna using an FSM, use the following procedure.

1. Simulate on-the-road conditions; i.e., close the doors, get the car away from trees, roofs, etc.
2. Place the FSM on the outside of the car so that the meter face is visible (for instance, on the hood). If you want to go to the trouble, you can also place the meter

★ **FREE!** ★



**NEW CATALOG OF
HARD-TO-FIND
PRECISION TOOLS**

Jensen's new 144-page catalog is jam-packed with more than 3000 quality items. Your single source for hard-to-find precision tools used by electronic technicians, scientists, engineers, instrument mechanics, schools, laboratories and government agencies. This popular catalog also contains Jensen's world-famous line of more than 40 tool kits. Plus 10 pages of useful "Tool Tips" to aid in tool selection. Send for your free copy today!

JENSEN TOOLS & ALLOYS
1230 SOUTH PRIEST DRIVE · TEMPE, AZ. 85281

A BLISS & LAUGHLIN industry

CIRCLE 5 ON FREE INFORMATION CARD

inside the car and connect the AM radio antenna in place of the FSM antenna wire.

3. Switch to your favorite channel and key the transmitter briefly while you note the meter reading.
4. Adjust the FSM sensitivity control and/or its antenna-wire length (*not* the CB antenna) to give a reading of about three-fourths of full scale.
5. Adjust the CB antenna until the FSM gives the highest reading. Just change the antenna length by loosening the set screw, sliding the movable section in or out, then retightening the screw. If lengthening the antenna gives a lower reading, shorten it and vice versa. Keep adjusting the antenna until you *pass* the maximum reading, then return to it. Make the adjustments in small steps—with most short loaded antennas, a small change in length creates a big change in output.

If you follow the above procedure, your antenna will be tuned for maximum effectiveness on the channel you have chosen. Unfortunately, it cannot do equally well on all channels. If you frequently operate on two widely separated channels, say Channels 11 and 37,

continued to page 76

**MATHEMATICS
ELECTRONICS
ENGINEERING MATHEMATICS
ADVANCED MATHEMATICS**

These unusual courses are the result of many years of study and thought by the President of Indiana Home Study, who has *personally* lectured in the classroom to *thousands* of men, from all walks of life, on mathematics, and electrical and electronic engineering.

You will have to see the lessons to appreciate them!

NOW you can master mathematics and electronics and actually *enjoy* doing it!

WE ARE THIS SURE:—you order your lessons on a money-back guarantee.

In plain language, *if you aren't satisfied you don't pay*, and there are no strings attached.

Write today for more information and your outline of courses.

You have nothing to lose, and everything to gain!

**The INDIANA
HOME STUDY INSTITUTE**

P.O. BOX 1189

PANAMA CITY, FLA 32401

CIRCLE 17 ON FREE INFORMATION CARD

STUFF IT!

... with anything you like!

We have an outstanding selection of tools and specialized tool kits to choose from. Use our **DESIGN-A-KIT** to form your own custom kit—ask for details.



TECHNI-TOOL inc.


Apollo Road, Ply Mtg., PA 19462
(215)825-4990 T x-83 4763
Order Dept. 800-523-7798

FREE CATALOG

TECHNI-TOOL inc.
Total Equipment Tool Supplier

CIRCLE 43 ON FREE INFORMATION CARD

**PROFESSIONAL AIDS
SHELF FILES
KEEP MAGAZINES,
CATALOGS, MANUALS,
JOURNALS, DIRECTORIES
AND REPORTS NEAT,
ORGANIZED**



Eliminate the clutter of loose magazines, catalogs, etc. Find what you want, when you want it by utilizing these handy shelf or desk top files.



STORE ON SHELVES



ORGANIZE YOUR DESK

Available in 6 sizes from Reader's Digest to newspaper size. Constructed of heavy duty fibreboard. Attractive blue front panel. Adhesive identification labels included. Popular letter size: 11 1/2 x 9 x 3/4
10 for \$15.89
25 for \$28.97

Other sizes available

Shipped pre-paid Request Catalog

1 S. WACKER DR., SUITE R1

CHICAGO, ILL. 60606

PROFESSIONAL AIDS CO.

CHICAGO, ILL. 60606

CIRCLE 82 ON FREE INFORMATION CARD

**DESK TOP INSTANT DATA SYSTEM
FIND THOUSANDS
OF FACTS AT
COMPUTER SPEED**



NO FILING OR REFLILING EVER! | **COMPACT. EASY-TO-DO**

The modern rapid way to locate countless facts at your desk without thumbing thru files. Specially coded cards are used to record any information you want close at hand—technical data, formulas, abstracts, case hist., bibliographies. Obtain just what you need in seconds—any group separates automatically simply by inserting a rod. No slow inefficient cross filing... no mechanical parts... no special training... minimum set up time.

30 DAY MONEY BACK GUARANTEE

ONLY \$38.00 POSTPAID

Basic package (200 cards, hand notcher, sorting rods, instructions).

FREE LITERATURE ON REQUEST

Additional cards: 1000 for \$57.00 postpaid. Sample Card Available

Information Retrieval System, Div. of

PROFESSIONAL AIDS CO.

1 S. WACKER DR., SUITE R2
CHICAGO, ILL. 60606

CIRCLE 84 ON FREE INFORMATION CARD

JANUARY 1978

computer corner

Z-80 *The Z-80 instruction set and how it compares to the 8080 instruction set.*

WILLIAM BARDEN, JR.

LAST MONTH'S COLUMN DISCUSSED THE pin-out of the Z-80 IC and the Z-80's timing. Now let's take a look at the Z-80's instruction set.

One of the most confusing things to a novice microcomputer user is the use of the instruction set. A simple computer may be constructed with a set of ten instructions or so. This basic computer can perform any operation that a computer with an instruction set of 200 instructions is capable of performing. Naturally, the program, or set of instructions to perform the function, will be much longer for the simple computer than for the 200-instruction computer.

The 200-instruction computer offers a versatile set of instructions from which a programmer can choose. If the programmer is very familiar with the instruction set of a computer, he may choose instructions that optimize the program for size (number of instructions) and speed (number of instructions to be executed for a given function).

The Z-80 offers a set of 158 instructions from which the Z-80 programmer may choose. Many of the instructions are very powerful. However, many instructions simply are included to achieve compatibility with the 8080 and 8008. Since some of 8008/8080 types of instructions do not follow classical instruction lines, they prove confusing to both novice and experienced programmer alike.

Z-80 instruction set

The Z-80 instruction set may be divided into 8 major groups:

1. Load and Exchange
2. Block Transfer and Search
3. Arithmetic and Logical
4. Rotate and Shift
5. Bit Manipulation
6. Jump, Call and Return
7. Input/Output
8. CPU Control

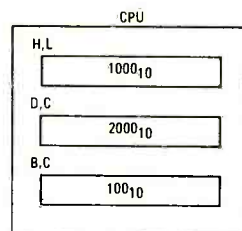
The Load and Exchange instructions move data 8 or 16 bits at a time between CPU registers or between CPU registers and external memory including stack. Many of these types are provided in the 8080. Moving data from memory to CPU registers is necessary to load the CPU A register in preparation for arithmetic or logical operations such as adding two 8-bit operands or performing a logical AND or shift operation. When the operation

has been performed, or after a series of operations, the CPU register results may be moved back to memory by the same type of instruction. Transfers between CPU registers and memory are also required in preparation for a "programmed" I/O (Input/Output) operation where an 8-bit operand is transferred to or from an I/O device via a CPU register. Eight- or 16-bit data may also be moved from one CPU register to another CPU register, or the contents of two CPU register pairs may be exchanged. In all load operations, the *source data is copied* to a *destination* register or memory location. The original data *remains unchanged*. All computers have instructions of this type.

Load and Exchange example:

LD A, 1000H Loads the A register with the contents of location 1000₁₆. Location 1000 remains unchanged. (H stands for hexadecimal, or base 16.)

The Block Transfer and Search instructions are very powerful instructions that few computers and no other current microprocessors have. With one instruction, the Z-80 can transfer a block of memory data from one set of locations in memory to another, or search a block of memory for a given character. In other microprocessors, the block transfer or search would take perhaps six to ten instructions to implement, with subsequent longer transfer and search times. The following instruction transfers 100 bytes of data from location 1000₁₀ to location 2000₁₀ in the Z-80. The source location (1000₁₀) and the destination lo-



cation (2000₁₀) were previously loaded into the H,L and D,E register pairs by two move type instructions. The number of bytes to be moved (100₁₀) was also pre-loaded into the B,C register pair.

An example of Block Transfer is shown in Fig. 1.

Arithmetic and Logical instructions are found in all computers and microprocessors. In the Z-80, all 8-bit arithmetic and logical operations use the current A register (A or A¹). A second 8-bit operand from another CPU register or external memory is used in an addition, subtraction, AND, OR, or similar operation with register A. The results of the operation are transferred to register A and appropriate flags are set. Certain types of 16-bit arithmetic operations are also permitted, notably additions between CPU register pairs and the H,L register pair (destination). Binary-coded-decimal (BCD) addition and subtraction can be performed by using the standard addition and subtraction instructions and executing a special DAA or *Decimal Adjust Instruction* that adjusts the results of the addition or subtraction to BCD format.

Addition example:

If register A contains 00001010₂(10₁₀) and register B contains 01000111₂(71₁₀), executing ADD B produces:

(A) = 01010001₂ = 81₁₀ (Sum)

(B) = 01000111₂ = 71₁₀ (Contents of B unchanged)

Rotate and Shift type instructions expand greatly upon the 8080 capabilities. The 8080 can only *rotate* the contents of the A register, or the contents of the A register and carry bit together, one bit left or right. The Z-80, however, not only can perform a rotate shift right or left, but can also perform *arithmetic* and *logical* shifts. In addition, not only can register A be shifted, but *any* CPU register, or *any* memory location. Finally, two BCD

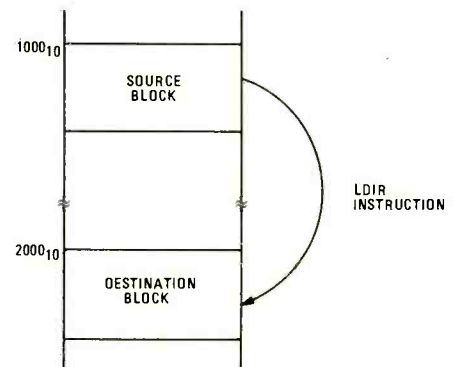


FIG. 1

digit rotate instructions perform a rotate of an accumulator BCD digit and two BCD digits in a memory location.

The Z-80 Bit Manipulation instructions enable the programmer to test, reset, or set any bit of a CPU register or any memory location. None of this group is provided in the 8080. Testing, resetting and setting bits are common operations that would take several instructions in other microprocessors.

Bit Manipulation example:

SET 3,B Sets bit 3 of CPU register B

The Jump, Call and Return instructions include the 8080 unconditional and conditional jumps, calls and returns. A jump instruction reroutes program execution to a specified address either unconditionally or conditionally based on one of the flag bits (carry, no carry, zero, etc.). A call performs the same jump, but pushes the return address into the memory stack so that a return may be made by a return instruction, which pops the return address from the stack and causes the program to return to the next instruction following the call. Calls and returns are used for subroutine operation. A subroutine is any set of instructions that perform a certain function (square root, search a table, etc.). In addition to the 8080 instructions in this group, the Z-80 includes jump "relative" instructions, jump "indexed" and several other types.

The Input/Output group of instructions include the 8080 IN and OUT instructions. The IN and OUT instructions enable one byte of data to be transferred between the A register and an I/O device. In the Z-80, however, one byte may be transferred between any CPU register and an I/O device. Also included are block input or output instructions that effect the transfer of up to 256 bytes of data between any CPU register and the I/O device.

Input/Output example:

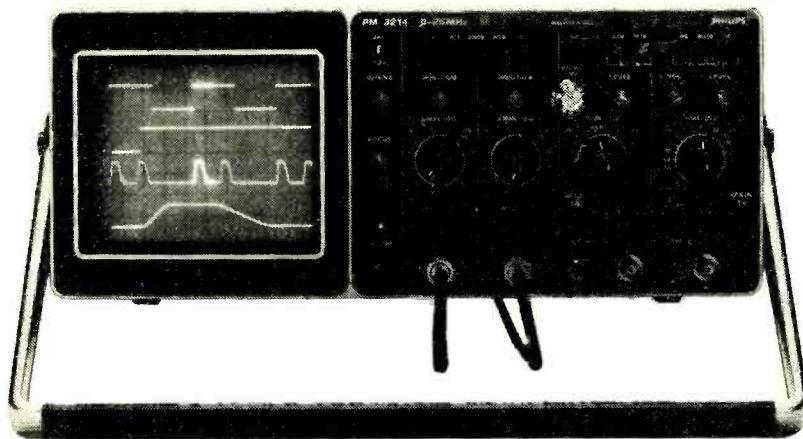
- H,L Holds the address of the block of data to be output (1000₁₀)
- B Holds the number of bytes to be transferred (250₁₀)
- C Holds the address of the I/O device (5)
- OUTD Outputs 250₁₀ bytes of data to I/O device 5, starting at location 1000₁₀

The last group of instructions include miscellaneous CPU control instructions to halt the microprocessor, enable and disable interrupt, perform a "no-operation" instruction and three instructions (not in the 8080) to set several types of interrupt modes.

In next month's column, we will examine the different ways in which the Z-80 can address memory locations. **R-E**

Alternate Timebase Display

Gives you the whole picture for \$ 1395.*



See MAIN and DELAYED TIMEBASES at the same time

Eliminate BACK-AND-FORTH SWITCHING

Forget MIXED-SWEEP limitations

The PM 3214 is the latest addition to the Philips oscilloscope family. At 25 MHz and 2mV sensitivity, the PM 3214 incorporates all the triggering facilities found on the latest, most expensive oscilloscopes available: AC, DC, TV and an auto position that derives its trigger from the peak to peak signal input. Trigger selection from either channel, line and external sources as well as composite triggering for ASYNCHRONOUS signals.

Composite triggering in A-B display derives its source from the differential signal, allowing measurement of signals riding on high AC or DC components. This 18.5 lb. portable is double insulated for measuring convenience and even has an internal battery option. Supplied with two probes and a protective front cover, the PM 3214 is a money saving solution to many oscilloscope requirements.


If you don't need DELAYED TIMEBASE the economy priced PM 3212 has all the triggering and overall performance of the PM 3214 at only \$ 1,155*.

For immediate detailed information utilize our toll-free Hotline number: 800 631-7172 (New Jersey residents call collect), or contact: Philips Test & Measuring Instruments, Inc.

In the U.S.:
85 Mc Kee Drive
Mahwah, New Jersey 07430
Tel. (201) 529-3800

In Canada:
6 Leswyn Road
Toronto, Ontario, Canada M6A 1K2
Tel. (416) 789-7188

* U.S. Domestic Price Only



Test & Measuring Instruments

PHILIPS

CIRCLE 81 ON FREE INFORMATION CARD

Help wanted: A good power transformer!

How to find a replacement transformer without a schematic.

JACK DARR
SERVICE EDITOR

A COMMON QUESTION IN THE CLINIC MAIL-bag concerns an "orphan," a small- to medium-sized tuner, stereo, tape player, etc. The unit name is meaningless, and, of course, no service data or parts source are listed. The power transformer will be bad. For the most part, the primary winding will be open, probably because the wire was used that was too small for the load. At any rate, the question is, "Where can I get a replacement?"

Fortunately, there is a test you can use. Check the DC voltage and the current drawn. Look at the voltage rating of the electrolytic filter capacitors. It is easy to identify the capacitors, the rectifier diodes and the power transformer in a unit. By noting the filter-capacitor rating *and* polarity, you can get a good idea of the voltage. With 16-volt filters, the voltage is probably 12. In fact, most of these little monsters do use 12-volt DC power supplies especially if a tape deck is included; the decks tend to use 12-volt DC motors, the same as in automotive-type units. A unit may have a solid-state regulator or speed control, with the motor actually running on less than 12 volts, but the supply voltage is what you have to determine.

In the last letter we received, the malfunctioning unit was a "Cariote"; there was no listing anywhere, of course. The transformer apparently had two secondaries, each with a diode rectifier. Since the unit was a tuner/tape combo, one supply probably fed the amplifier and the other the tape-drive motor. You can verify it with an ohmmeter. To find the amplifier power supply, trace from the output transistors back to the filter capacitors. The output transistors are also fairly easy to pin down with the *Mark I Calibrated Eyeball* by following the leads back from the speaker.

Now, for the test: Unhook the amplifier DC power supply from the transformer, and connect it to a bench DC power supply with a variable output voltage. Use a current meter, such as the *TeleMatic Polaris TPS-225*, or the *Heathkit IP-2718*. Set the voltage output to 0, and unit switch to AM or FM. Adjust the volume control very low. If

the unit has a common supply, unhook the tape motor.

Bring the DC voltage up slowly, watching the current meter. Most meters will start working at about 8 to 9 volts. If the current isn't more than about 25 to 30 mA, keep on until you get to 12 volts. If the current is still fairly low, turn the volume up just a little and see if the unit works. The current should run no more than about 75 to 100 mA at a pretty fair volume. You can check even fairly high-powered amplifiers by keeping the volume down. Resting current should not exceed 20 to 25 mA (for a ballpark figure) and increase with volume.

If you want to know the maximum power output, look at the output transistors. If they are small, say TO-5's, etc., the power will be low. If you see TO-66's or even TO-3's, it's a high-powered unit. You can check AM, FM and even tape by feeding an audio signal into the tape audio input.

Now, connect the DC power supply to the motor-circuit input through the speed control circuitry, if used. Bring the voltage up slowly while watching the current; check the speed by running a test tape. The motor current and voltage can be read out on the meters.

If both amplifier and motor are fed from a single source, just add the currents to find out what your full load will be. Now add about 1.0 amp for a safety factor and you're ready to start looking. Use 2.0 amps as a starting figure. There are a lot of 12-volt filament transformers, rated at 1 to 3 amps and more, which should be adequate. Be sure to check the physical size of the replacement against the original. Many of them are mounted in pretty tight places.

If you need a dual 12-volt supply you can always use a 24-volt transformer with a center-tapped secondary. Ground the center tap and use each end of the winding for one of the 12-volt sources. You can get any polarity needed (even ± 12 volts) by hooking up the diodes correctly. Triad, Thordarson, Signal and others have catalogs showing suitable transformers, their electrical ratings and physical sizes.

Hint: If you have a transformer with a drain greater than your bench power supply can handle, check it out one chan-

nel at a time by lifting the collector supply from one channel. Check it again at lower volume and get a ballpark idea of what the maximum full-load current should be by verifying what type of output transistor is used. For example, if the transistor has 2.0-amp maximum current rating, that's all you need to know. Don't be afraid to overrate the transformer a little. It's better to have it running cool and happy! **R-E**

service questions

HORIZONTAL-HOLD PROBLEMS

I've got two sets on the bench with similar problems. A Sears 529.71921 has very touchy horizontal hold. If the hold control is not adjusted exactly, it blanks out the left half of the screen and the color is lost. A Magnavox T904 shows a similar symptom—the color is lost before the picture goes out of horizontal sync. How can horizontal sync affect color in these sets?—G. K., Goleta, CA.

Easily! In quite a few sets, the horizontal-hold range is much greater than the color-hold range. You can lose color before horizontal sync. The reason: the *phase shift* that takes place when you move the horizontal-hold control too far in either direction. If the *keying pulse* from the flyback moves too far, it is so far out-of-phase with the color burst that the burst doesn't get through, and the color-killer turns the sync off. The Sears model could have a badly unbalanced AFC diode unit. The symptoms are similar.

SPEAKER SUBSTITUTION

I have a color TV with a miserable little 4-inch speaker that barely fans the air from about 200 to 4000 Hz! The trouble is that this unit uses an OTL circuit and a 32-ohm speaker. Everyone, including you, tells me not to use an 8-ohm speaker! Can you tell me what I could do?—C. P., San Clemente, CA.

You can make a 32-ohm speaker out of a combination of units. For example, connect two 16-ohm speakers in series or four 8-ohm units in series. You can connect these in a row to approximate a sound column. To check that the units are all in phase, hook them up and then touch the terminals of a 1.5-volt battery to the output leads. Make sure that all the cones go in or out at the same time. If

one cone does not, reverse its voice-coil leads.

FOCUS PROBLEM CONFIRMED

I've just read the Service Clinic on focus problems (**Radio-Electronics**, July, 1977) and liked it! I've spent many hours on dogs having this symptom. Here's a trick I have used successfully on many of them. Pull the CRT socket off (high voltage is hooked up) and check for any voltage on the focus pin. If so, ground the focus pin and apply power. This will often loosen the particle that is causing the short. Gently tapping the tube neck helps sometimes. Now recheck, and the short may be gone.

(Thanks very much to Don Davis TV, Warner Robins, GA 31093.)

TUBE SUBSTITUTE NEEDED

I need a replacement for a 35D5 tube in an old stereo amplifier. I can't even find a listing on this one in the manuals. Do you know of one?—J. G., Madison, WI.

This is an old tube that's new to me. (I've only been in the business 50 years; some day I'll learn.) Finally located it in a 1955 Sylvania Tube Manual. This is an oddball 9-pin miniature-base, type 9FU tube.

Your best bet is to replace the 9-pin socket with a 7-pin miniature tube and use a 35C5 unit, which is electrically identical to the 35D5. The 35C5 has another advantage—it's available!

HUE PROBLEM

I use a 20Y1C38 Zenith at home for a monitor. The set has an oddball color problem. When I turn the hue control to minimum, the color disappears. The hue is off slightly, although there is plenty of chroma. Anything in your files on this?—B. W., New York, NY.

I see two things that could be causing your problem: first, if the metallized cardboard sleeve over the yellow lead from the cathode of the second color IF (bandpass) amplifier tube is not properly grounded, it will cause hue problems. Second, if capacitor C156 (.01µf) in series with the hue control leaks, here we go again. Clue—the grid voltage of the first color amplifier varies up to 3 volts as the hue control is turned.

SYNC PROBLEM

This Sylvania D-12 chassis has very poor sync. I checked and replaced everything I could think of (a detailed list was enclosed), and nothing happens. Any ideas would be welcome!—C. K., Portland, OR.

(I sent him my best ideas. His feedback letter read: "Thanks for the waveforms and data. I found the cause of the problem. It was a bad socket on sync separator Q12. Evidently, the very small capacitance of the terminals and base pins had caused enough sync to leak through so that it would almost work.

Replacing the socket cleared up the problem."

Rechecking the detailed list of voltages showed that the sync separator collector did read a bit too high. After repair, all was normal.)

SCREEN WIDTH LOSS


This Zenith 4B25C19 doesn't have enough width on either side of the screen. The horizontal output tube, the damper, etc., all were replaced, and the B+ voltage is good. The bias on 20LF6 is off a little. What's causing this?—W. C., Punxsutawney, PA.

I suggest checking all resistors around the horizontal output tube, etc. (Feedback: "All of them checked OK, and I was about to look elsewhere when I noticed a hairline crack on R334, which is the little 100-ohm resistor on the 20LF6 control grid. I moved it with a stick and it came apart! The resistor did not look burned, either. Close observation pays off!")

PICTURE REVERSAL

I want to experiment with projection TV, using a small Sears or a Sharp color set. How can I reverse the picture so that the lettering will read correctly, from right to left?—D. N., Ravenna, OH.

I invented this a long time ago! All you do is reverse the leads to the vertical yoke. This turns the picture upside down, but



NEW EICO 480 TRIGGERED SWEEP 10 MHz SCOPE

100% Solid State • Includes 10:1 Probe

More Professional scope performance for your money! DC to 10 MHz bandwidth, AC and DC coupling, 11 position calibrated attenuator, 10 mV/cm sensitivity, push-button operation. Outstanding features: Built-in TV Sync Separator; Digitally controlled trigger circuits; reference baseline display; calibrated 21 step sweep speed; Fully regulated power supply; Custom Bezel for standard camera mounting. **Assembled \$425.00**

FREE '78 EICO CATALOG

Check reader service card or send 75¢ for first class mail. See your local EICO Dealer or call (212) 272-1134, 9:00 a.m.-5:00 p.m. EST. Major credit cards accepted.

EICO—283 Malta St., Brooklyn, N.Y. 11207




CIRCLE 64 ON FREE INFORMATION CARD

HOBBYISTS! ENGINEERS! TECHNICIANS! STUDENTS!

Write and run machine language programs at home, display video graphics on your TV set and design microprocessor circuits — the very first night — even if you've never used a computer before!

RCA COSMAC microprocessor/mini-computer



A THOUGHTFUL GIFT FOR ANYONE WHO MUST STAY UP TO DATE IN COMPUTERS AND ELECTRONICS!

ELF II \$99⁹⁵

SPECIFICATIONS

ELF II features an RCA COSMAC COS/MOS 8-bit microprocessor addressable to 64K bytes with DMA, interrupt, 16 registers, ALU, 256 byte RAM, full hex keyboard, two digit hex output display, 5 slot plug-in expansion bus, stable crystal clock for timing purposes and a double-sided plated-through PC board plus RCA 1861 video IC to display any segment of memory on a video monitor or TV screen.

USE ELF II FOR...

GAMES

Play interactive keyboard games, games with analog inputs, games utilizing your TV set for a video display!

GRAPHICS

Create pictures, designs, alphumerics and fabulous animated effects on your TV screen for hour after hour of family fun!

CIRCUIT DESIGN

Design circuits using a microprocessor. Use ELF II as a counter, alarm system, lock, controller, thermostat, timer, telephone dialer, etc. The possibilities are infinite!

Coming Soon!

Exclusive Netronics Plug-In Program Debugger and monitor allows visual display of any program on a clock pulse by clock pulse basis to help you learn programming f-a-s-t! • 4k memory • Cassette I/O • D to A, A to D • Controller plug-ins.

NETRONICS R&D LTD., Dept. REI

333 Litchfield Road, New Milford, CT 06776 Phone (203) 354-9375

Yes! I want to run programs at home and have enclosed:

\$99.95 plus \$3 p&h for RCA COSMAC ELF II kit. Featured in POPULAR ELECTRONICS.

Includes all components plus everything you need to write and run machine language programs plus the new Pixie chip that lets you display video graphics on your TV screen. Designed to give engineers practice in computer programming and microprocessor circuit design.

ELF II is also perfect for college and college-bound students (who must understand computers for any engineering, scientific or business career). Easy instructions get you started right away, even if you've never used a computer before!

As your need for computing power grows, five card expansion bus (less connectors) allows memory expansion, program debugger/monitor, cassette I/O, A to D and D to A converters, PROM, ASCII keyboard inputs,

controllers, etc. (soon to be available as kits). Manual includes instructions for assembly, testing, programming, video graphics and games plus how you can get ELF II User's Club bulletins. Kit can be assembled in a single evening and you'll still have time to run programs, including games, video graphics, controllers, etc., before going to bed!

\$4.95 for 1.5 amp 6.3 VAC power supply, required for ELF II kit. \$5.00 for RCA 1802 User's Manual.

I want mine wired and tested with the power transformer and RCA 1802 User's Manual for \$149.95 plus \$3 p&h.

Conn. res. add sales tax.

NAME _____

ADDRESS _____

CITY _____

STATE _____ ZIP _____

Send info on other kits!

Dealer Inquiries Invited

CIRCLE 83 ON FREE INFORMATION CARD

NEW EICO 700 FREQUENCY COUNTER KIT \$69⁹⁵

At last! A digital counter every CB'er/Hobbyist can afford. Exclusive transmitter-Keyed "sniffer" circuit activates counter only on transmit, giving accurate readout of channel frequency. Standard coax connectors and mounting brackets make mobile installation a snap. IC Digital circuitry. Freq. range: 5 Hz-27 MHz (all 40 CB channels) Accuracy: ± 1 PPM ± 1 Digit. Readout: Five 0.5" LED Displays; 10 MHz crystal oscillator KHz/MHz Timebase switch; Compact design: 2 $\frac{3}{8}$ "H x 6 $\frac{1}{8}$ "W 5 $\frac{3}{8}$ "D. **Assembled \$99.95**

FREE '78 EICO CATALOG

Check reader service card or send 75¢ for first class mail. See your local EICO Dealer or call (212) 272-1134, 9:00 a.m.-5:00 p.m. EST. Major credit cards accepted.

EICO—283 Malta St.,
Brooklyn, N.Y. 11207



CIRCLE 64 ON FREE INFORMATION CARD

also turns it inside out so that the lettering is a mirror image. This method is simpler than reversing the horizontal yoke winding, which, of course, will also turn the picture inside out.

WEAK TV AUDIO

I've been working a long time on this Bradford TV, which has weak audio. There are some unusual DC voltages on the 6DT6, including +585 volts on pin 5, and 0 volts on pins 1 and 6. The manual shows only +62 volts on pin 5 (the plate). Where's all that voltage coming from?—D. S., Kearny, NJ.

Well, there's no schematic on this Bradford model, so we need a tube manual and a clean rag to wipe the crystal ball with.

In addition to the high voltage on the plate, there are a couple of other things that should be checked. Pin 6 is zero. This is the 6DT6 screen grid, which should have about +100 volts on it. With no screen voltage, the tube probably doesn't conduct, which would cause high plate voltage. In many circuits, the sound-detector plate is fed from the *boost* through a high-value resistor. This keeps the sound from coming on until the set has warmed up, and gets rid of "warm-up buzz."

CHASSIS "EATS" TUBES

I've got a dandy problem: This CTC-31


RCA chassis eats a 6JE6 tube and a damper tube about every six months. When you change the tubes, the set works perfectly. All the voltages around the flyback are normal. Any suggestions?—G. C., Birmingham, AL.

Yes. The most likely answer is that there is a loss of the horizontal grid drive, due to horizontal-oscillator signal dropout. Since an intermittent *short* in or around the flyback literally "leaves tracks," there's probably a bad solder joint, or something similar, in the circuit between the oscillator and the output grid. Also, look for a possible crack in the 100-ohm resistor in the 6JE6 grid.

RESISTORS BURN OUT

When I first looked at this RCA chassis CTC-17XAB, the vertical blanking amplifier transistor and resistors R60 (56,000 ohms) and R138 (1000 ohms) were burnt out. When I replaced them, they promptly blew up again. The DC voltages on the transistor don't seem OK. The voltage on pin 8 of the horizontal output tube is high, almost double what it should be. What's happening?—L. McK., Mansfield, OH.

Resistors burn up because there's too much current flowing. In this case, the key clue is burnup of resistor R138 (1000 ohms), which goes only to the 6JE6 suppressor grid. So, the overload current must come from that point. Check the 6JE6 tube by replacing it. Perhaps it has



Clever Kleps

Test probes designed by your needs—Push to seize, push to release (all Kleps spring loaded).

Kleps 10. Boathook clamp grips wires, lugs, terminals. Accepts banana plug or bare wire lead. 4 $\frac{3}{4}$ " long. **\$1.39**

Kleps 20. Same, but 7" long. **\$1.49**

Kleps 30. Completely flexible. Forked-tongue gripper. Accepts banana plug or bare lead. 6" long. **\$1.79**

Kleps 40. Completely flexible. 3-segment automatic collet firmly grips wire ends, PC-board terminals, connector pins. Accepts banana plug or plain wire. 6 $\frac{1}{4}$ " long. **\$2.59**

Kleps 1. Economy Kleps for light line work (not lab quality). Meshing claws. 4 $\frac{1}{2}$ " long. **\$.99**

Prof 10. Versatile test prod. Solder connection. Molded phenolic. Doubles as scribing tool. "Bunch" pin fits banana jack. Phone tip. 5 $\frac{1}{2}$ " long. **\$.89**

All in red or black - specify. (Add 50¢ postage and handling).

Write for complete catalog of - test probes, plugs, sockets, connectors, earphones, headsets, miniature components.

Available through your local distributor, or write to:

RYE INDUSTRIES INC.

125 Spencer Place, Mamaroneck, N.Y. 10543

In Canada: Rye Industries (Canada) Ltd.

CIRCLE 35 ON FREE INFORMATION CARD



announcing: HUNTRON CRACKER!



REVOLUTIONARY TEST INSTRUMENT
TROUBLE SHOOTS SOLID STATE
COMPONENTS...**IN OR OUT OF CIRCUIT!**

- DIODES — BACK TO BACK
- INTEGRATED CIRCUITS
- ZENERS
- LED'S
- UNIJUNCTIONS
- DARLINGTONS
- F E T S
- SELENIUMS
- BI-POLARS!
- GATE CONTROL SWITCHES

CUTS TESTING LABOR (UP TO 50%)!
SPEEDS TROUBLE ISOLATION!
ELIMINATES WASTEFUL DISCARDS!

ACCEPTING DISTRIBUTOR APPLICATIONS!

We are Accepting Applications for Distributors to the Service and Repair Markets on a National Scale. Submit Applications Summarizing the Nature and Scope of your Market and Capabilities to:

HUNTRON SALES INC.
ERNEST BROWN — PRESIDENT

15123 PACIFIC HIGHWAY NORTH
LYNNWOOD, WA. 98036

206-743-3171

CIRCLE 24 ON FREE INFORMATION CARD

a suppressor grid-to-screen short, which is applying too much high voltage to the blanker transistor and the resistors.

PICTURE OFF-CENTER

I've just repaired a CTC-22 RCA chassis. It works, but the picture is off-center to the right, with a 1/4-in. black space on the left side. This chassis has no horizontal centering control. I even put a millimeter in series with the horizontal yoke winding; the reading showed less than 1.0 mA DC through the winding. I'm in the camera end of the TV, and don't get much set experience.—A. K., Patrick AFB, FL.

Oh, I wouldn't say that, you're getting some now! Let's rub the crystal ball. Try this: Take the signal off and see if the blank raster is centered. Something might be upsetting the horizontal blanking, making it too wide.

(Feedback: Bingo! You got me on the right track. Grid circuit R762 of the second video had opened up. The blanking pulse at this point was very wide, high in amplitude and integrated into a broad pulse. A new resistor fixed it. Thanks.)

AGC PROBLEM

When I had an AGC problem in a D-12 Sylvania chassis, you suggested heating up the AGC transistor. Even though I had replaced this transistor, I tried out your

suggestion. There was the answer! Warm the transistor up and it goes out. I substituted a better-grade transistor and the problem cleared up. Thanks.—J. G., Brooklyn, NY.

Even a blind pig gets an acorn now and then!

SERVICE DATA FOR CANDLE TV

Do you know of anyone who has service data for a Candle MT-510A TV?—Al's TV, 41 Anndale Drive, Willowdale, Ont., M2N 2W9

No, I don't. Normally, we're not supposed to do this, but I must have had at least a hundred requests for this make. There are two addresses, "Candle, Los Angeles, CA." and "Hatzlachi, New York"; neither of these answer. If anyone has this data, send it to the Canadian technician.

CB THROUGH STEREO

I've got a CB radio, and I'd like to feed the sound through my Sears stereo amplifier system. I hooked it to the TAPE jack, but got nothing.—W.F., Marysville, KS

Unfortunately, your TAPE jacks are not inputs, but *outputs* for feeding a tape recorder. Feed the CB sound from the EXT. SPEAKER jack of the CB into the PHONO input. If you get distortion, reduce the CB volume so that you won't overdrive the stereo input. R-E

MORE FUNCTION GENERATOR FOR YOUR MONEY.



The Hickok Model 270 Function Generator gives you a lot more waveform generating capability than you'd expect for its price.

- Puts stable, calibrated, high quality sine, square and triangle waveforms from 1 Hz to 500 kHz at your fingertips.
- With external connections you can produce logic pulses, sweeps and ramps, AM and FM outputs, phase and frequency shift keying signals, tone bursts and more.
- Its an audio generator and much more.

Before you buy another function generator, check out the Hickok Model 270. Ask your Hickok distributor for full details or write us for our 4-page technical brochure.

\$ 199⁰⁰

HICKOK
the value innovator

INSTRUMENTATION & CONTROLS DIVISION
THE HICKOK ELECTRICAL INSTRUMENT CO.
10514 Dupont Avenue • Cleveland, Ohio 44108
(216) 541-8060 • TWX: 810-421-8286
CIRCLE 70 ON FREE INFORMATION CARD

wire wrapping

ok center ok

| | |
|--|---|
| <p>NEW HOBBY WRAP MODEL BW 630</p>  <p>Battery wire wrapping tool \$34.95 Batteries not included COMPLETE WITH BIT AND SLEEVE</p> | <p>STRIP/WRAP/UNWRAP MODEL WSU-30</p>  <p>\$5.95*</p> |
| <p>DIP IC INSERTION TOOL WITH PIN STRAIGHTENER MODEL INS-1416</p>  <p>\$3.49*</p> | <p>WIRE DISPENSER MODEL WD-30-B</p>  <p>REFILLABLE \$3.45*</p> |

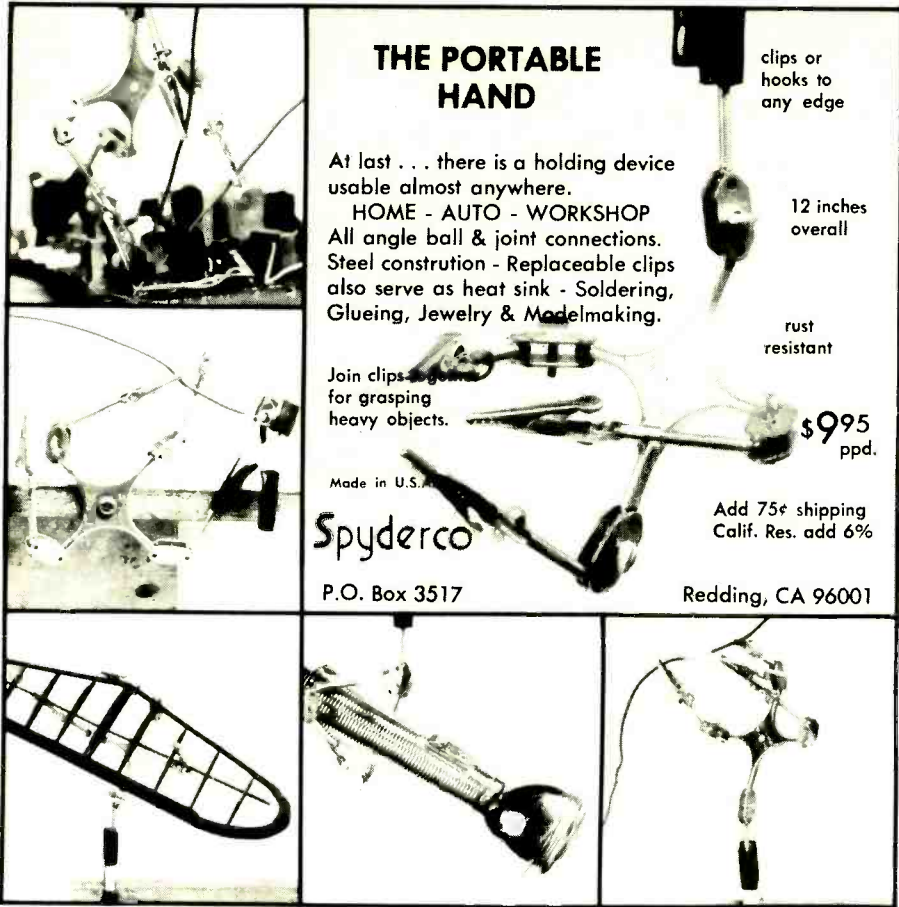
*MIN. ORDER \$25., SHIPPING CHARGE \$1., N.Y. CITY-STATE RESIDENTS ADD TAX
OK MACHINE & TOOL CORPORATION
 3455 CONNER ST., BRONX, N.Y. 10475
 (212) 994-6600 Telex 125091

For
faster
service

USE
ZIP
CODE

on
all
mail

CIRCLE 2 ON FREE INFORMATION CARD



THE PORTABLE HAND

At last . . . there is a holding device usable almost anywhere.
HOME - AUTO - WORKSHOP
 All angle ball & joint connections. Steel construction - Replaceable clips also serve as heat sink - Soldering, Glueing, Jewelry & Modelmaking.

Join clips together for grasping heavy objects.

Made in U.S.A.

rust resistant

12 inches overall

clips or hooks to any edge

\$995 ppd.

Add 75¢ shipping Calif. Res. add 6%

Spyderco

P.O. Box 3517 Redding, CA 96001

TUNER FREQUENCY DISPLAY

continued from page 32

on this board. Next, install 2.2K resistors R13 through R20. Be careful when installing these parts. Some of the pads are pretty close together and solder bridges can occur if you are not very careful. Next, install R21 through R24, the crystal and capacitors C10, C11 and C12. Check for shorts and solder bridges and then install R11.


Mount transistors Q3 through Q6 next to resistors R21-R24. Note that the flats on the transistor cases are next to the associated resistors. Transistor Q2 goes in next. Install IC5 so the index notch and the pin-1 dot face the socket for IC4. Install R12 and C16. Watch the polarity of C16. Rectifier RECT1 goes in so the plus sign faces the closest edge of the board. Complete the component installation with the addition of capacitors C13, C14 and C15.

Cut seven short lengths of hookup wire and strip the ends. Stick an end in the FM, AM, SW, T, F, M and H pads and solder. Cut two more pieces of hookup wire. There are two unmarked pads near IC5 and Q2. These are on the "ground" strip that runs lengthwise across the board. Connect the wires to these pads. Connect switches S1 and S2 to the wires from the M and H pads. Then connect a ground lead to one

Now you can safely plug away without the problems of overload or coming up short.

SGL WABER® Multiple Outlet Strips

You can do it thanks to SGL WABER® — the finest quality multiple outlet strip available! There are 240 versatile models—each unit exceeds National Electrical Code standards and is safety tested. Ideal for organizing your work area and having extra outlets *when and where* you need them. Over 2000 electronic distributors carry the SGL WABER line. Send for your free 24 page catalog today!



SGL WABER Electric
 A division of SGL INDUSTRIES, INC.
 DEPT. H—300 Harvard Avenue
 Westville, NJ 08093 (609) 456-5400

Try this exciting new hobby!

Build your own electronic concert organ. It's easy. No technical knowledge required. Just follow the clearly pictured instructions of the famous Wersi do-it-yourself system. Choose from seven different models. Send \$2.00 (refundable) with coupon for colorful 104 page catalog.

WERSI



Wersi Electronics, Inc.
 Dept. 24, Box 5318
 1720 Hempstead Road
 Lancaster, PA 17601

Enclosed is \$2.00 for my copy of your 104 page catalog.

Name _____
 Address _____
 City _____ State _____ Zip _____

CIRCLE 33 ON FREE INFORMATION CARD

CIRCLE 46 ON FREE INFORMATION CARD

of the switches and bus it to the other switch with a piece of hookup wire. The other ground lead goes to the ground point on the interface board.

Turn the board over and install 100K resistors R8, R9 and R10, soldering them directly on the Molex pins. Install D1 and D2. Be sure that the anodes of both connect to pin 9 of the IC.

Flip the board back over and break off the Molex tabs. Carefully install IC4 with pin 1 closest to filter capacitor C16.




FIG. 10—TOP VIEW OF THE INTERFACE BOARD. Note the home-made heat sink on regulator IC.

Take the display board and pick up two pieces of wire previously clipped off resistor leads. Insert a wire (from the foil side) through the pads in the lower corners of the display board and solder in place with the ends flush with the front surface.

Put Professional Knowledge and a
COLLEGE DEGREE
in your Electronics Career through

**HOME
STUDY**

**Earn Your
DEGREE**

by correspondence, while continuing your present job. No commuting to class. Study at your own pace. Learn from complete and explicit lesson materials, with additional assistance from our home-study instructors. Advance as fast as you wish, but take all the time you need to master each topic. Profit from, and enjoy, the advantages of directed but self-paced home study.

The Grantham electronics degree program begins with basics, leads first to the A.S.E.T. degree, and then to the B.S.E.E. degree. Our *free* bulletin gives complete details of the program itself, the degrees awarded, the requirements for each degree, and how to enroll. Write for *Bulletin R-78*.

Grantham College of Engineering
2000 Stoner Avenue
P. O. Box 25992
Los Angeles, CA 90025

Worldwide Career Training thru Home Study
CIRCLE 51 ON FREE INFORMATION CARD

Bend each wire down and flat against the board's surface. Stick these wires into matching holes in the main board, straighten up the display and solder the wires to the pads on the main board. Tack the two boards together with household cement or a similar adhesive.

Complete construction by connecting up the display. Use small pieces of hookup wire to connect the anode leads. These are numbered 1 through 4 and you simply connect 1 to 1, 4 to 4 and so on. Next attach resistors R25 through R32. They go between A on the main board to A on the display board, DP on the main board to DP on the display, and so on.

Well, that's it for now. By the time that you reach this point in the project, you'll have next month's issue telling you how to select one of two types of installations and how to go about it. **R-E**

HIGH BLOOD PRESSURE
Treat it...and live.
The National High Blood Pressure Education Program,
U.S. Department of Health, Education, and Welfare.

Simpson ECD
CONTINENTAL SPECIALTIES CORPORATION

PHILIPS
BK PRECISION
HICKOK
LEADER
NLS Non-Linear Systems
FLUKE
DATA PRECISION
TRIPLETT VIZ formerly RGA

FREE VOM

Purchase \$400. or more and receive FREE this 20,000 ohm per volt Multimeter complete with test leads, battery, and carrying case.

Offer expires January 31, 1978

We give you immediate off the shelf delivery on Oscilloscopes, Power Supplies, Audio & R.F. Generators, Digital Multimeters, Frequency Counters, Logic Probes, Tube & Transistor Testers, Wow & Flutter Meters, Distortion Analyzers, Bridges, and Accessories. For more information call us Toll Free: 800-223-0474.

212-687-2224 **THE TEST EQUIPMENT SPECIALISTS**
TOLL FREE HOT LINE
800-223-0474
54 West 45 Street, New York, N.Y. 10036

ADVANCE ELECTRONICS

HOBBY CORNER

continued from page 67

tune up for maximum output on a mid-range channel (in this case, Channel 23) then check to see if you have about equal power on Channels 11 and 37.

Use your FSM to check your antenna tuning occasionally. (Writing this reminded me that I had not checked mine for a while. I just checked it and found it at a maximum 8-channels from where it was originally tuned to. Now my coverage should improve a bit.) Since garage roofs, tree limbs and even normal traveling vibration can cause detuning over a peri-

od of time, you should check to be sure that your antenna is at peak efficiency for maximum range.

CB to ham to CB

At one time, ham operators and CB'ers did not see eye to eye. Now, however, in spite of a few die-hards, there is a lot of cooperation.

Many hams have since discovered the value of having a CB rig in the car, particularly when traveling away from home. What better way to obtain information on road conditions, locations of restaurants and motels or to summon emergency road service. Such help is available on isolated highways, in villages

and towns as well as in the big cities.

Similarly, many CB'ers have decided to expand their horizons and talk with ease to others across the state, the country or the world. Some have studied for the FCC examinations entirely on their own. Others have been helped by a neighboring ham or a local ham club class. If you're a CB'er who would like to but has not taken the plunge, you can obtain helpful information by writing to the American Radio Relay League, Newton, CT 06111. **R-E**

DR22 Receiver
Fully Synthesized General Coverage Receiver from McKAY DYMEK



FEATURES

- Shortwave, CB, ham radio, ships at sea, overseas phone calls, etc.
- Hi Fi, SWL, commercial, industrial and government uses.
- High level RF front end for excellent inter-modulation rejection and sensitivity.
- Crystal filters in first and second IF amplifiers, ceramic filter in third IF.
- Quartz crystal tuning accuracy at all frequencies, no crystals to buy.
- Built in power supply for 110-120 or 220-240 VAC switchable, 50-60 Hz.
- Low Phase Noise Synthesizer
- Solid state, phase locked, digital synthesis tuning.
- Extreme ease of tuning at all frequencies.
- No mechanical tuning dial error or backlash.
- Switch selectable 4 or 8 kHz RF bandwidth.
- Built in monitor speaker with external speaker connectors.
- Switchable impulse noise limiters for AM and SSB.

SPECIFICATIONS

| | | | | | |
|----------------------------------|---|-------------|-----------------|---------|--|
| ■ Frequency coverage: | 50 kHz to 29.7 MHz, continuous. Digital synthesis in 5 kHz steps, fine tune for ±5 kHz. | | | | |
| ■ Reception modes: | AM, upper sideband, lower sideband, CW. | | | | |
| ■ Sensitivity for 10 dB S + N/N: | 100 kHz | 200 kHz | 300 kHz-29.7MHz | | |
| | CW, SSB 10 μ V | 2.0 μ V | 0.5 μ V | CW, SSB | |
| | AM 30 μ V | 6.0 μ V | 1.0 μ V | AM | |
| ■ Selectivity: | -3dB @ ±2 kHz or ±4 kHz and -60dB @ ±5 kHz or ±6 kHz | | | | |
| ■ Dimensions & Wt.: | (W x D x H) 17.5 x 14.5 x 5.1 inches. Shpg. Wt. 19 lbs. (8.7 Kg) | | | | |
| ■ Frequency stability: | Within ±40 Hz in any 8 hour period at a constant ambient of 25C, after 30 minute warm up. | | | | |
| ■ Circuitry: | 43 integrated circuits, 18 transistors, 16 FETs and 54 diodes. | | | | |

Order factory direct.
 Exclusive rent/own plan available in U.S.

Nationwide
 800/854-7769
California
 800/472-1783

In Canada
WSI Sales Company
 18 Sheldon Avenue North
 Kitchener, Ontario, N2H 3M2
Great Metropolitan Sound Co. Ltd.
 120 Eglinton Avenue East
 Toronto, Canada M4P 1E2

McKay Dymek Co.
 111 South College Ave
 Claremont, CA 91711

CIRCLE 34 ON FREE INFORMATION CARD



"This 'smokey ahead' warning was brought to you by Home TV Service—all work guaranteed 30 days!"

Want to cut out a career as a two-way radio technician?

MTI offers the only training for professional FM two-way radio available. Qualified technicians are employed in government, industry, and public service. But training is your key.

You could cut out a career as a two-way radio technician by cutting out this coupon. We'll send you information on how you can learn more about this specialized field, at home.

Name _____
 Address _____
 City _____
 State/Zip _____

N N 3



formerly

MOTOROLA TRAINING INSTITUTE

Summerdale, Pennsylvania 17093

CIRCLE 39 ON FREE INFORMATION CARD

RADIO-ELECTRONICS

DON'T MISS ANY

Get every single issue of Radio-Electronics delivered right to your door, and before it appears on the newsstand. Use this coupon and subscribe now.

Mail to: Radio-Electronics
SUBSCRIPTION DEPT., P.O. BOX 2520,
BOULDER, COLO. 80322

name (please print)

address

city state zip code

check offer preferred

- 1 Year—12 issues **ONLY \$8.75**
- 2 Years—24 issues **SAVE MORE \$16.50**
(You save \$7.50 over newsstand)
- 3 Years—36 issues **GREATER SAVINGS \$24.50**
(You save \$11.50 over newsstand prices)
- Payment enclosed Bill Me
- Check here if this is a new subscription
- Check here if you are extending or renewing your subscription

Canada same as U.S.A. Extra Postage: Pan American \$1.50 per year, all other foreign \$2.00 per year.

40J7



TVT-6
Low cost
Direct Video
Display

only \$35

Don Lancaster's ingenious design provides software controllable options including:

- Scrolling • Full performance cursor
- Over 2K on-screen characters with only 3MHz bandwidth
- Variety of line/character formats including 16/32, 16/64
.....even 32/64
- User selectable line lengths

TELL ME MORE!

- Send instruction manual for the TVT-6 Kit with full operational details. \$1 enclosed.

Name: _____

Address: _____

City: _____ State: _____ Zip: _____


RAIA
ELECTRONICS, INC.

SEND FREE CATALOG

DEPT. 1-R 1020 W. WILSHIRE BLVD., OKLAHOMA CITY, OK 73116

CIRCLE 78 ON FREE INFORMATION CARD

How do you really use a multimeter?



Usually at your bench, in the shop, shared with others. And, if it's a Fluke multimeter, you use it with confidence.

Now you can carry that same bench precision on the job. Introducing the new Fluke 8020A DMM for only \$169.*

This rugged beauty packs more field-valuable features than any other DMM available, at any price. And that means field versatility when you need it most.

The 8020A has six resistance ranges, including a 20 megohm range for those special high-resistance TV components. Plus, you can measure focus dividers, pcb and capacitor leakage clear up to 10,000 megohms with the new conductance function. And conductance allows you to measure transistor beta—unique

with the 8020A.

Ever damaged your meter in the fly-back circuit? Rest easy. The 8020A is MOV-protected to 6000V against hidden spikes and transients.

Your 8020A comes with a full-year warranty, with worldwide service back-up. Regardless of what happens to it, we'll fix it inexpensively and quickly, making the 8020A a truly cost-effective investment.

Call (800) 426-0361, toll free. Give us your chargecard number for immediate delivery. Or, we'll tell you the location of the closest Fluke office or distributor. (Buy ten 8020As for only \$1521!*)

*U.S. price only.

Command Performance: Demand the Fluke 8020A.

1807-7007

FLUKE
®

CIRCLE 25 ON FREE INFORMATION CARD

DISCWASHER®
presents

RECORD CARE BASICS

The finest record care system is Discwasher, and the research of the Discwasher labs shows four ways to dramatically extend the fidelity of your discs:

1. Beware of the heat monster. Taking records from very cold conditions to hot conditions, or playing records at temperatures in excess of 90° F, accelerates record wear and distortion.
2. Beware of a "clean" stylus. A stylus may look clean, but can be glazed with contamination after playing two or three records. This glaze holds dust which abrasively destroys records. Discwasher's SC-1 Stylus Cleaner is the best way to keep your clean-but-dirty stylus really clean.
3. Do not replay records quickly. Playing a record more than once every hour causes chemical and physical stress to the vinyl that will eventually destroy the album.
4. Clean micro-dust before playing. Micro-dust is attracted to records and may not be noticeable. Playing a dust-contaminated record welds this micro-dust into the grooves. The Discwasher brush with a few drops of D3 fluid is the finest, most convenient way to remove this threat to your valuable record collection.

For technical information on the complete line of Discwasher products, see your hi-fi specialist or discriminating record store.



d discwasher inc.

1407 N. Providence Rd.
Columbia, Missouri 65201

new products

More information on new products is available from manufacturers of items identified by a Free Information number. Free Information Card follows page 96.


MICROPROCESSOR-BASED INTERFACE, model 1723, when combined with manufacturer's digital multimeters, *model 172* and *model 173*, can be used in any bus-based system. The DMM's can be operated in talk, listen or talk-only modes. In systems using a controller such as a programmable calculator or minicomputer, data can be transmitted via the controller to the DMM in the listen mode.



The *model 1723* provides 10⁹ ohms, 100-pF isolation from analog low to digital low, minimizing ground-loop problems. Optional accessories include dual-rack mounting kit (*model 1018*) and cable assembly (*model 7008*). The *model 1723*: \$795; *model 172/1723* combination: \$1320.—**Keithly Instruments, Inc.**, 28775 Aurora Road, Cleveland, OH 44139.

CIRCLE 99 ON FREE INFORMATION CARD

FREQUENCY COUNTER, model 710, offers 6-digit LED display and LSI circuitry to provide full operation to 60 MHz with 1-Hz resolution. Sampling is 5 times-per-second on MHz and 0.5 times-per-second on Hz, with ± 1 count accuracy and 10-ppm timebase. Switchable low-pass filter eliminates input noise.



Counter comes with folding bench stand, push-button control and BNC connector input. Optional accessories include connecting cables, 50-ohm dummy load, 12 VDC auto light adapter, probes and carrying case. Unit measures 2 X 5.6 X 4.6-inches and sells for \$150.—**Simpson Electric Co.**, 853 Dundee Ave., Elgin, IL 60120.

CIRCLE 101 ON FREE INFORMATION CARD

TORCH/SOLDERING IRON, model 5001 Versa Torch™, is a self-contained portable instrument that uses a special adapter to fit Ungar's 1/4-inch

thread-on soldering tips. Companion pinpoint burner tip performs a variety of home and shop jobs, such as thawing pipes, welding and bending plastics, etc. Detachable stand locks *Versa Torch*



into two positions for burner use or preheating purposes. Weighing only 11 ounces, the *Versa Torch* is fueled from standard propane or MAPP[®] gas cylinders to provide up to 30 hours continuous heating. Price: \$24.95.—**Ungar**, Div. of Eldon Industries, Inc., 233 E. Manville, Compton, CA 90220.

CIRCLE 102 ON FREE INFORMATION CARD

IN-LINE FUSEHOLDER (Part No. FHA1) is made of high-temperature PVC with two 4-inch 16-gauge wire leads. Designed for use with manufac-



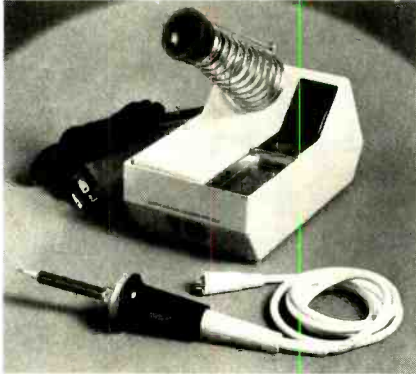
turer's ATO series *Autofuse* (20 amp or less), fuseholder comes bubble-packed or mounted 12 to a board.

The *Autofuse* is a two-part-construction, blade-type unit for use in low-voltage electronic

applications. Suggested retail prices: for fuse-holder, 51¢ (100-500 lots, 43¢); *Autofuse*, 30¢ (100-500 lots, 26¢).—**Littelfuse, Inc.**, 800 E. Northwest Highway, Des Plaines, IL 60016.

CIRCLE 103 ON FREE INFORMATION CARD

SOLDERING STATION, model *WTCPN*, contains low-voltage temperature-controlled soldering pencil with heat shield. "Closed-loop" system controls maximum tip temperature while



grounded tip protects voltage and current-sensitive parts. Uses an assortment of 17 iron-plated replacement tips, each available in 600°, 700° and 800° F. Suggested retail price: \$45.85.—**Weller-Xcelite Electronics Div.**, The Cooper Group, Apex, NC 27502.

CIRCLE 104 ON FREE INFORMATION CARD

COMMUNICATIONS RECEIVER, *Mark II* version of earlier *Mark I* model *FRG-7*, has a fine-tune control to simplify single-sideband tuning. The receiver can be tuned from 500 kHz to 29.7 MHz and operates off an AC line, or by using either



eight internal D-cells or a 12-volt battery. *Mark I* owners can purchase a fine-tune control kit and instructions for \$7.25 postpaid.—**Yaesu Electronics Corp.**, Box 498, 15954 Downey Ave., Paramount, CA 90723.

CIRCLE 105 ON FREE INFORMATION CARD

ACOUSTIC COUPLER, *Pennywhistle 103*, is the first modem in kit form. It can be used either as

an acoustic coupler (with phone handset) or wired directly into the phone itself. Unit operates in both unidirectional and bidirectional modes. A



three-stage active filter eliminates noise and harmonics.


NEW FROM LEADER

The Multi-Purpose 20MHz Triggered Scope.

10mV calibrated vertical sensitivity.

Bright 5" CRT display.

X5 magnification.



Pushbutton switch select.

TV sync. trigger.

Automatic trigger.

Rugged. Dependable. A Solid, Economical Performer.

Model LBO-507 . . . \$469.95 with accessories
See your distributor or write direct for details.

151 Dupont Street, Plainview, N.Y. 11803
(516) 822-9300
In Canada: Omntronix Ltd., Montreal, Quebec

When Quality Counts . . .


LEADER
Instruments Corp.

FREE catalog

of over
2000
small tools,
measuring
instruments,
and supplies



ELT.
.COL.
...DRILLS
...FILM LOADERS.
PS. ...PAGES. ...GRAVERS
GRINDERS. ...HAMMERS.
INCLINOMETERS. ...JACKS.
KNIVES. ...LATHES. ...LEATHER-
ETTES. ...LOUPES. ...MINIATURE
TOOLS. ...METRIC TOOLS. ...MULTI-
TESTERS. ...NEGATIVE FILES.
NIPPERS. ...OILERS. ...PIN VISES.
PLIERS. ...PROBES. ...RIFFLERS.
SCISSORS. ...SNARES. ...SOLDER-
ING SUPPLIES. ...TEST INSTRU-
MENTS. ...TWEEZERS. ...VIEWERS
...VISES. ...WRENCHES.
ADH. ...ABRASIVES.
G. ...BOOKS
LIMATORS
...EPOXIES.
...CALIPERS.



National Camera
2000 West Union Ave., Dept. GBC
Englewood, Colo., U.S.A. 80110

CIRCLE 13 ON FREE INFORMATION CARD

CIRCLE 47 ON FREE INFORMATION CARD

Components mount on a 5 X 9-inch PC board; chassis parts, speakers, speaker grilles, muffs and line cord are included. Highly detailed manual contains full assembly, test and adjustment instructions as well as hook-up directions for several applications. The *Pennywhistle 103* can be used with tape recorder to enter data via the phone into computer memory. Price: \$129.95.—**M&R Enterprises, Inc.**, Box 61011, Sunnyvale, CA 94088.

CIRCLE 106 ON FREE INFORMATION CARD

40-CHANNEL CB TRANSCEIVER, *Sidebander V*, is an SSB/AM mobile unit using phase-locked loop circuitry. Unit also contains Channel 9 priority switch, 40-channel scanning switch, "Speech Spander," automatic modulation-level control, rapid-turn channel selector, large LED readout, clarifier and switchable noise blanker and limiter. Included with the *Sidebander V* are a PA provi-



sion and mike. Price: \$419.95.—**SBE, Inc.**, Dept. P, 220 Airport Blvd., Watsonville, CA 95076.

CIRCLE 107 ON FREE INFORMATION CARD

TV PROJECTION LENS, model *MKII*, is an 1/2.6, 13.5-inch focal-length design using top-quality high-index glasses that are anti-reflection coated for maximum picture contrast, light transmission


and durability. Recommended for 9-inch to 17-inch diagonal TV screen. The barrel is made of anodized aluminum; dimensions are 5 1/4-inches



long, 5 1/4-inches diameter. Price per unit is \$180.—**TeleVue Optics**, 15 Green Hill Lane, Spring Valley, NY 10977.

CIRCLE 108 ON FREE INFORMATION CARD

Free Bugbacks.



\$6.50 worth of Bugback® labels free with \$35.00 book purchase.

Our Bugback adhesive labels stick to their chips, immediately identifying logic functions and pin numbers. But even without the \$6.50 Bugback freebie, our Bugbooks® are a great bargain. Nine books, packed with everything to teach you digital and analog electronics from scratch.

Bugbooks I & II - 750 pages, with experiments in basic digital electronics to sophisticated circuits. \$17.00.

Bugbook IIA - Advanced topics in digital logic transmission. \$5.00.

Bugbook III - General overview of microcomputer systems with particular emphasis on interfacing, I/O, programming in machine languages. 597 pages. \$15.00.

Bugbooks V & VI - Digital logic and microcomputers from ground zero.

Emphasis on self-teaching. No previous knowledge of electronics needed. Over 900 pages. \$19.00.

BRS-1 - Lab workbook providing theory and applications of the 555 timer chip. \$6.95.

BRS-2 - Text/workbook covering the best design of low-pass, high-pass, bandpass and notch filters. \$8.50

BRS-4 - OP-AMP and linear course. 300 pages. \$9.00.

Select your \$35 (or more) book value and get \$6.50 worth of Bugbacks now. Send check or money order directly to E&L Instruments. We'll ship postpaid anywhere in continental U.S.



E&L INSTRUMENTS, INC.
61 First Street, Derby, Conn. 06418
(203) 735-8774 Telex No. 96 3536

Please send the following Bugbooks, postpaid. I've enclosed

\$ _____ Bugbook I/II \$17.00 IIA \$5.00 III \$15.00
 V/VI \$19.00 BRS-1 \$6.95 BRS-2 \$8.50 BRS-4 \$9.00

Name _____

Address _____

City _____ State _____ Zip _____

Enclose check, money order or numbers from BankAmericard/ Visa or Master Charge. We will ship postpaid anywhere in Continental U. S.



TM

CIRCLE 72 ON FREE INFORMATION CARD

burglar-fire alarm catalog

FREE!

MORE THAN 900 PRODUCTS

detectors,
controls,
sounders,
locks,
tools



EVERYTHING NEEDED TO PROTECT HOME, BUSINESS, INSTITUTION

Huge selection of high quality professional alarm products. 64 fact-filled pages with detailed specs, diagrams, technical notes. Products range from basic switches, controls, bells, sirens to most sophisticated detectors — radar, modulated or passive infrared, microwave, ultrasonics, ion, data links using pulse code multiplex, FSK radio, automatic phone dialers, leased line connections and display panels. Full selection of tools, relays, wire, foil, terminals, books.

WRITE FOR FREE CATALOG TODAY!

(Outside U.S., send \$1.00)



mountain west alarm
box 10780 • phoenix, az 85064
(602) 263-8831

CIRCLE 9 ON FREE INFORMATION CARD

SOLDERING/DESOLDERING

continued from page 42

wire tips. Low-cost tip replacements, and their wide availability, are distinct advantages. However, one characteristic of such guns should concern you—the wire tip heats when heavy alternating current flows through it. **The resulting AC field can be dangerous to semiconductors, meters and other sensitive components.**

Also, the low-voltage transformer secondary that supplies the high current is isolated from the power line and ground, which makes it susceptible to static buildup. You can avoid this by clipping a shorting jumper from tip to ground, but that's unhandy. Both Weller and Wen make barrel-tip guns to circumvent static buildup.

Used properly, the safest soldering tool is a cordless iron because it is not connected to the AC line during soldering. Hence, no AC leakage is possible. Rechargeable internal batteries supply current to heat the soldering tip. Between actual soldering times, the iron rests in a charging cradle that restores the battery charge.

A simple procedure will avoid the static-electricity complication that exists even with a cordless iron. After turning on the iron or gun, and just before touching it to the connection(s) to be soldered, first touch your hand and then the

soldering tip to the chassis ground *AND* the ground bus of the equipment you're working on. That may seem a bit of trouble, but it can become a habit. This precaution discharges any static buildup



EXTENSIVE USE OF IC's calls for new soldering and desoldering techniques.

so that there is none left.

If you buy a cord to run a battery-operated iron directly from the power line, and expect to use the iron around FET's and IC's, make the leakage test with the AC cord plugged in. Continue the static-grounding procedures described above whenever you use the iron. Wahl Clipper even offers a cigarette-lighter plug and cord that lets you recharge the soldering iron's NiCad batteries while you're on the road.

Finally, as you consider soldering tools, you have to look at tips. Most common are the pyramid tip and the chisel tip. Table II shows a number of variations on *turn page*

| | |
|---|--|
| ALDELCO ELECTRONICS COMPANY | |
| NEW IMPROVED DIGITAL ALARM CLOCK KIT 0.5 LED Display 12 hour format Snooze Feature Elapsed Timer Simulated Wood Grain or Black Leather Cabinet \$24.95 12 or 24 Hour Clock Kit. Similar to above but without Alarm or Timer features Only \$23.95 Crystal Time Base Kit for 12 Volt DC use 4.95 | |
| COMBINATION FREQUENCY COUNTER & CLOCK KIT. 0.3 LED Display. 0.0005% accuracy. 12 or 24 Hour Clock uses 8 AA Nicad batteries (not supplied) \$ 99.95 Assembled Unit 139.95 110 Volt AC Power Supply & Battery Charger 5.95 | |
| VOLTAGE REGULATORS TO220 Package | NEW—Interall DVM Kit 0-200 MV, expandable, PC Board part and instructions, liquid crystal display \$39.95 |
| Positive \$1.00 7805 7905 7806 7906 7808 7912 7812 7915 7815 7918 LM309H \$1.10 LM309K 1.10 LM723 .55 FETS 40673 1.55 MPF102 .55 | LOGIC PROBE KIT DIGIPEAKE-A \$11.95 Kit of parts for power supply. Includes schematic 5 Volt, 6 Amp \$17.95 +15 and -15 2 Amp \$16.95 |
| MA1003 National AUTO or BOAT CLOCK MODULE With Module Three Push Button Switches AND choice of Blue, Green, or Amber Filter. SPECIAL \$21.95 | |
| WOW LOOK AT THIS JUMBO RED LEDS Green, Yellow or Orange LEDS 11 for \$1.00 5 for \$1.00 FND 70 CC 0.3 Display LED .49 FND 500 CC 0.5 Display LED .89 CLOCK FILTERS 2 1/2 x 5 1/2" Red, Blue, Green or Amber .60 ea | AMATEUR TV CONVERTER Covers 420 to 450 AM TV BAND. Works on unused Commercial TV Channel KIT ONLY \$39.95 ASSEMBLED \$49.95 BLINKY-FLASHER-TIMER KIT Includes 555, PC Board Parts & Instructions \$2.50 |
| ACCUKEYER KIT. Uses TTL. Includes IC's, sockets, Speaker, PC Board, instructions and all parts ONLY \$19.95 MEMORY KIT. Matches above & other accukeyer kits ONLY \$19.95 | |
| VARIABLE POWER SUPPLY KITS. 5 Amps 5-15 Volt DC \$6.95 add \$1.00 per kit shipping .5 Amps 12-28 Volt DC 6.95 | |
| Visit Our Store. Hours 9:00 AM to 6:00 PM Mon. to Fri. Sat. 9:00 AM to 2:00 P.M. Phone Orders accepted. Visa & Master Charge. ADD 5% FOR SHIPPING. ORDERS UNDER \$10.00 add \$1.00. Foreign Orders add 15% shipping (Except Canada & Mexico) send Certified Check or Money Order in USA funds. | |
| ALDELCO 2281Q BABYLON TURNPIKE, MERRICK, N.Y. 11566 (516) 378-4555 | |

CIRCLE 19 ON FREE INFORMATION CARD



NEW

NLS LEADS AGAIN!!

MS-15 MINISCOPE



15MHz PORTABLE OSCILLOSCOPE

- 15 megahertz bandwidth.
- External and internal trigger.
- Time Base—0.1 microseconds to 0.5 Sec/div—21 settings.
- Battery or line operation.
- Automatic and line sync modes
- Power consumption less than 15 W.
- Vertical Gain—0.01 to 50 volts/div —12 settings.
- Weight is only 3 pounds.

RECHARGEABLE

PORTABLE

2.7"H x 6.4"W x 7.5"D

AVAILABLE NOW

\$ 289

With Rechargeable Batteries & Charger Unit



FREE PROBE


With the purchase of MS-15 you get a deluxe 10:1 and direct combination probe.
Offer Expires February 28, 1978



212-687-2224 **THE TEST EQUIPMENT SPECIALISTS**

TOLL FREE HOT LINE 800-223-0474
54 West 45 Street, New York, N.Y. 10036





INTERNATIONAL FM 2400CH

FREQUENCY METER for testing mobile transmitters and receivers



- Tests Predetermined Frequencies 25 to 1000 MHz
- Extended Range Covers 950 MHz Band
- Pin Diode Attenuator for Full Range Coverage as Signal Generator
- Measures FM Deviation

The FM-2400CH provides an accurate frequency standard for testing and adjustment of mobile transmitters and receivers at predetermined frequencies.


The FM-2400CH with its extended range covers 25 to 1000 MHz. The frequencies can be those of the radio frequency channels of operation and/or the intermediate frequencies of the receiver between 5 MHz and 40 MHz.

Frequency Stability: $\pm .0005\%$ from $+50^{\circ}$ to $+104^{\circ}\text{F}$.

Frequency stability with built-in thermometer and temperature corrected charts: $\pm .00025\%$ from $+25^{\circ}$ to $+125^{\circ}$ (.000125% special 450 MHz crystals available).

Self-contained in small portable case. Complete solid state circuitry. Rechargeable batteries.

FM-2400CH (meter only) \$595.00
 RF crystals (with temperature correction) 24.00 ea
 RF crystals (less temperature correction) 18.00 ea
 IF crystals catalog price



International Crystal Manufacturing Company, Inc.

10 North Lee, Oklahoma City, Oklahoma 73102

CIRCLE 56 ON FREE INFORMATION CARD

For faster service

USE ZIP CODE

on all mail

the chisel tip: screwdriver, spade, and various chisel shapes, sizes and tapers. In addition to the pyramid tip, there are conical or "pencil" shaped tips—some needle-pointed, some with blunted ends. Two main varieties: the regular type, in low- and high-wattage sizes, and a special, plated long-life version with a rounded tip.


Choosing a tip depends primarily on one consideration: whatever shape transmits the most heat to the surfaces you plan to solder. When you begin heating a joint, your chief concern is to place as much heated soldering-tip surface in contact with the joint as you can. Thus, chisel tips work well when you solder wires to flat terminals. To solder thin wires to holes in PC boards, fine-pointed tips are preferable. A broad chisel tip heats best for soldering to a chassis.

Cleaning and tinning

Given the right iron size, the right tip and the right temperature, you still have some other concerns if you want dependable soldered connections.

First, all surfaces to be joined by solder must be clean. Chassis, terminals, wires, foils, whatever—the surfaces must be clear, not only of dirt or grime or accumulated oils (like fingermarks), but of oxidation too. Sanding or wire-brushing gets rid of most surface foreign matter. Scrape the surfaces of component wires

EIGHT INSTRUMENTS IN ONE



- Out-of-Circuit Transistor Analyzer
- Dynamic In-Circuit Transistor & Radio Tester
- Signal Generator
- Signal Tracer • Voltmeter
- Milliammeter
- Battery Tester
- Diode Checker

Transistor Analyzer Model 212

Factory Wired & Tested—\$30.57
 Easy-to-Assemble Kit—\$20.36

YOU DON'T NEED A BENCH FULL OF EQUIPMENT TO TEST TRANSISTOR RADIOS! All the facilities you need to check the transistors themselves — and the radios or other circuits in which they are used — have been ingeniously engineered into the compact, 6-inch high case of the Model 212. It's the transistor radio troubleshooter with all the features found only in more expensive units. Find defective transistors and circuit troubles speedily with a single, streamlined instrument instead of an elaborate hook-up.

Features:
 Checks all transistor types — high or low power. Checks DC current gain (beta) to 200 in 3 ranges. Checks leakage. Universal test socket accepts different base configurations. Identifies unknown transistors as NPN or PNP.

Dynamic test for all transistors as signal amplifiers (oscillator check), in or out of circuit. Develops test signal for AF, IF, or RF circuits. Signal traces all circuits. Checks condition of diodes. Measures battery or other transistor-circuit power-supply voltages on 12-volt scale. No external power source needed. Measures circuit drain or other DC currents to 80 milliamperes. Supplied with three external leads for in-circuit testing and a pair of test leads for measuring voltage and current. Comes complete with instruction manual and transistor listing.

EMC, 625 Broadway, New York 12, N. Y.

Send me FREE catalog of the complete value-packed EMC line, and name of local distributor.

NAME _____ RE-1

ADDRESS _____

CITY _____ ZONE _____ STATE _____

EMC

ELECTRONIC MEASUREMENTS CORP.
 625 Broadway, New York, N. Y. 10012



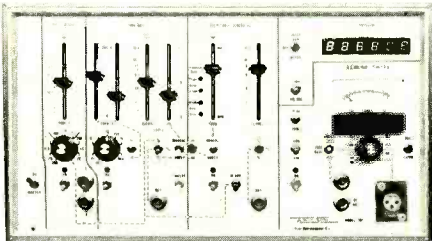
CORDLESS SOLDERING STATION BY UNGAR consists of a rechargeable iron and recharger. The charging holder comes with a tip cleaning sponge.

bright before you insert them in PC boards or terminals. Burnish the pins of DIP integrated circuits before you plug them into the board for soldering. Wire-brush (or use clean steel wool) the surfaces of printed foils before you insert new or replacement parts. Clean off resin residue and old solder.

Make sure the solder you use has rosin flux in it. It cleans and deoxidizes surfaces just ahead of the solder flow. However, do not depend on flux to do the whole cleaning job because it does get past oxidation, but not much else.

Parts removal made easy

Any technician can figure out how to untangle component leads from terminals in a hand-wired chassis. Unfortunately, not many radios, TV sets or other electronic equipment nowadays are hand-



MODEL 101 AUDIO TEST SYSTEM consists of two sine/square/triangle function generators, pulse generator, frequency counter and AC voltmeter. As a system it will generate a frequency response plot on an X-Y recorder or scope.

Time base generator offers symmetrical or independent control of the positive and negative sides of the ramp providing a duty cycle of 1% to 99%. Frequency range is .002 Hz to 100k Hz. Amplitude is 16 Vpp into 500 ohms with ± 5 VDC offset. The time base output drives the X axis of an X-Y recorder. Manual mode provided for setup.

Audio sweep generator provides manual frequency adjustment or log or linear sweep of 20 Hz to 20k Hz. Blanking mode provides zero reference line on an X-Y recorder or tone burst. Amplitude is 16 Vpp into 500 ohms or 10 Vpp into 8 ohms.

Pulse generator frequency range is .002 Hz to 800k Hz. Pulse width is adjusted independent of frequency from 4 seconds to 40 nanoseconds. Outputs are complementary TTL.

AC voltmeter has full scale sensitivities from 1 mV to 250 V. Fast or slow, peak or true RMS and log or linear modes are provided. Output drives Y axis of X-Y recorder.

Frequency counter is 6 digit, 50 or 60 Hz line triggered, and reads either internal or external. Sensitivity is 10% of voltmeter full scale at 20k Hz. 1 or 1/2 second update.

Dimensions: 8x14x3. Shipping weight: 9 lbs.
\$650. Stock to 30 days. Warranty: 1 year, 3-year \$60.

1894 Commercenter W. #105
San Bernardino, Ca 92408
(714) 889-7623



wired. Practically everything uses PC boards.

This would present no problem if all you had to remove and resolder were capacitors or resistors. Even transistors usually have wires that you can grab with long-nose pliers and pull out of their PC board holes while you melt the solder on the underside of the board.

What can really throw you is trying to remove a 16-pin DIP integrated circuit from a PC board. You can melt the solder at one or two pins, but the other pins still hold the IC solidly. However, there's a shiny side to this coin: Techniques for removing IC's work just

as efficiently for other PC-board-mounted components. Using correct procedures insures neat workmanship in all parts replacements.

Naturally, with so much of this kind of work to be done, tool makers have come up with plenty of gadgets to aid in the task. Firms that responded to our requests for information are listed in Desoldering Tool Chart II.

Simplest are squeeze-bulb solder suckers. They look like an ear-syringe, but have *Teflon* tips to withstand the heat of molten solder. You heat the joint, squeeze the bulb and hold its end near the

turn page

LogiMetrics

MEASURES UP

(and down, too)

CB 981 Transceiver Test Set does it all

The CB 981 is a precision, easy-to-use and error-proof instrument for the continuous high volume testing and servicing of all 40 channel CB transceivers. It requires no other test equipment. Channels are fully synthesized and output channels are displayed by large, bright 7 segment LED's. Other features include: Full power measurement, receiver sensitivity measurement and modulation measurement for both SSB and A.M. transceivers. Write or call for complete details and pricing.



CB 981

LogiMetrics

121-03 Dupont Street, Plainview, New York, 11803 (516) 681-4700/TWX: 510-221-1833

CIRCLE 61 ON FREE INFORMATION CARD

WIREWRAP

Wire Wrap Kits

Cut & Stripped #30 Kynar Wire
In Red, Yellow, Blue, White, Black
Green or Orange. All lengths
overall. 1" strip on each end.

| Kit No. 1 | Kit No. 2 | 100 | 500 | 1000 |
|-------------------|-------------------|------|------|------|
| 250 3" 100 4" | 250 2 1/2" 250 5" | 87 | 80 | 4.71 |
| 250 1 1/2" 100 5" | 500 3" 100 5 1/2" | 31 | 86 | 9.81 |
| 100 4" 100 6" | 500 3 1/2" 100 6" | 90 | 90 | 3.00 |
| | 500 4" 100 6 1/2" | 94 | 3.71 | 5.93 |
| | 5" 100 6 1/2" | 98 | 3.42 | 6.34 |
| | 5 1/2" 100 6 1/2" | 1.02 | 3.63 | 6.75 |
| | 6" 100 6 1/2" | 1.06 | 3.53 | 7.16 |
| | 6 1/2" 100 6 1/2" | 1.10 | 4.04 | 7.57 |
| | 7" 100 6 1/2" | 1.14 | 4.24 | 7.98 |
| | 7 1/2" 100 6 1/2" | 1.29 | 4.45 | 8.39 |
| | 8" 100 6 1/2" | 1.23 | 4.65 | 8.80 |
| | 8 1/2" 100 6 1/2" | 1.41 | 4.11 | 8.2 |
| | 9" 100 6 1/2" | 1.41 | 4.11 | 8.2 |

1 Roll 250 wire On 250 Ft. Roll \$4.00 100 \$30 roll \$3
1000 Ft. Roll \$12.00 500 \$50 roll \$3

Wire Wrap Sockets

Gold 3 Level Closed Entry Design

| | 18 | 19-24 | 25-29 | 100-249 | 250 | 15 |
|--------|-----|-------|-------|---------|-----|-----|
| 8 pin | 43 | 38 | 35 | 31 | 29 | 27 |
| 14 pin | 42 | 39 | 36 | 32 | 29 | 27 |
| 18 pin | 45 | 43 | 38 | 35 | 32 | 30 |
| 18 pin | 63 | 58 | 54 | 47 | 44 | 41 |
| 20 pin | 84 | 78 | 71 | 63 | 59 | 54 |
| 22 pin | 130 | 120 | 110 | 95 | 90 | 84 |
| 24 pin | 91 | 84 | 78 | 68 | 64 | 59 |
| 28 pin | 127 | 117 | 108 | 95 | 89 | 82 |
| 40 pin | 165 | 155 | 142 | 125 | 115 | 109 |

*End and Life Cycle Solder Sockets



HOBBY WRAP TOOL

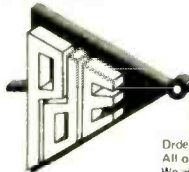
\$34.95

Includes Wire Kit 1
FREE

Wire Wrap Boards

| Part No. | Description | Size | Price | WV Connector | |
|----------|------------------------------|-------|---------|--------------|------|
| 8800V | 5100 Bus with Supply Buses | 5-10" | \$19.95 | 5/580 | 5.25 |
| 4350 | 80 pin Bus with Supply Buses | 7-10" | \$17.95 | 5/580 | 5.25 |
| 3662 | 48 pin Bus | 4-6" | 6.50 | 5/579 | 2.00 |
| 3719 I | 72 pin Bus | 4-6" | 9.00 | 5/540 | 4.00 |

(213) 797-4002 or 797-4007



Page Digital Electronics

1701 East Orange Grove Blvd
Pasadena, California 91104

Orders under \$25 and COD Orders add \$2
All orders shipped UPS First
We accept Visa and MasterCard

CIRCLE 16 ON FREE INFORMATION CARD

market center

CLASSIFIED COMMERCIAL RATE (for firms or individuals offering commercial products or services) **\$1.40 per word** (no charge for zip code) . . . minimum 15 words.

NONCOMMERCIAL RATE (for individuals who want to buy or sell personal items) **85¢ per word** . . . no minimum.

ONLY FIRST WORD AND NAME set in bold caps. Additional bold face (not available as all caps) at 10¢ per word. Payment must accompany all ads except those placed by accredited advertising agencies. 5% discount for 6 issues, 10% for 12 issues within one year, if paid in advance. All copy subject to publisher's approval. Advertisements using P.O. Box address will not be accepted until advertiser supplies publisher with permanent address and phone number. Copy to be in our hands on the 26th of the third month preceding the date of the issue (i.e., August issue closes May 26). When normal closing date falls on Saturday, Sunday or a holiday, issue closes on preceding working day.

PLANS & KITS

SPEAKERS—Save 60%. Factory assembled or kits. Free catalog. **QUALITY ACOUSTICS**, 15428 Center, Harvey, IL 60426

SAVE 50%. Build your own speaker system. Write **McGEE RADIO ELECTRONIC**, 1901 McGee Street, Kansas City, MO 64108

PLEXIGLAS cabinets: 8 1/4" W X 2 1/4" H X 5 1/2" D. Yellow, black or white cover. Red bezel. Hardware: \$8.25 + \$0.75 shipping. D.K. RAUER CO., Box 638, Vienna, VA 22180

NEW! Big Brother game. Complete collection of schematics, surveillance and investigative techniques learned from FBI, CIA, KGB, computer experts and professional police . . . 230 pages . . . \$9.95. **QUIMTRONIX**, Box 548-RE, Seattle, WA 98111

HOBBYIST give your project the professional look. **PRINTED CIRCUIT** boards from your sketch or artwork. Affordable prices. Also fun kit projects. Rush free details. **DANOCINTHS**, Box 261, Westland, MI 48185

FREE KIT Catalog

STOP! Take a minute & let us send you our latest kit catalog. If you like, send us the name & address of a friend who may also be interested and we'll include to you our booklet "How to build—electronic thermometer"

DAGE SCIENTIFIC INSTRUMENTS
BOX 1054R LIVERMORE CA 94550

NEGATIVE ion generator. Complete plans—\$10.00. Fascinating details—\$1.00. **GOLDEN ENTERPRISES**, Box 1282-RE, Glendale, AZ 85311

CONSTRUCTION plans; over 100. From TV to telephone, from broadcasting to computers. Catalog air mailed \$1.00; Includes year's subscription to Electronic Newsletter. **DON BRITTON ENTERPRISES**, PO Box G, Waikiki, HI 96815

LOGIKITS are coming! New ideas for unique project seekers. Write: **LOGIKITS**, P.O. Box 208, West Palm Beach, FL 33402

BUSINESS OPPORTUNITIES

HIGHLY PROFITABLE ONE-MAN ELECTRONIC FACTORY

Investment unnecessary, knowledge not required, sales handled by professionals. Ideal home business. Write today for facts! **Postcard will do. Barta-RE-A, Box 248, Walnut Creek, CA 94597.**


EDUCATION & INSTRUCTION

GRANTHAM's FCC License Study Guide—377 pages, 1465 questions with answers/discussions—covering third, second, first radiotelephone examinations. \$13.45 postpaid. **GSE PUBLICATIONS**, 2000 Stoner, Los Angeles, CA 90025

TELEPHONE bugged? Don't be Watergated! Countermeasures brochure \$1.00. **NEGEVE LABORATORIES**, Box 547-RE, Pennsboro, WV 26415

CHRISTMAS SPECIAL

LSI DMM KIT Reg. \$77.77 **NOW 59.95**



- AUTO RANGING • AUTO POLARITY
- AUTO ZERO • 3 LARGE DIGITS (1/2")
- RECHARGABLE

MEASUREMENT RANGES: Voltage (AC-DC) 1MV-100V; Current (AC-DC) 10µA-1A; RESISTANCE: 1Ω-10MΩ. Basic DC accuracy, better than 0.1% + 1 digit. POWER: 4 AA batteries (rechargeable batteries optional).

- NI-CAD BATTERIES: \$6 • AC CHARGER: \$4.95
- ENCLOSURE: \$12.95 • TEST LEADS: \$2.95
- SHUNT KIT FOR 3 CURRENT RANGES: \$4.75

ORDERING INFORMATION

SHIPPING & HANDLING: \$3.00 + .50 cents insurance
California residents add 6% sales tax.

ELECTRONICS WAREHOUSE Inc.

1603 Aviation Blvd., Redondo Beach, CA 90278

TELEPHONE: (213) 376-8005

Write for Free Catalog. You are invited to visit our store above.

For
faster
service

USE
ZIP
CODE

on
all
mail

CIRCLE 15 ON FREE INFORMATION CARD

SHOP YOUR NEARBY RADIO SHACK FOR QUALITY PARTS AT LOW PRICES!

Top quality devices, fully functional, carefully inspected. Guaranteed to meet all specifications, both electrically and mechanically. All are made by well known American manufacturers, and all have to pass

manufacturer's quality control procedures. These are not rejects, not fallouts, not seconds. In fact, there are none better on the market! Count on Radio Shack for the finest quality electronic parts.

TTL Digital ICs


First Quality

Made by National Semiconductor and Motorola



| Type | Cat. No. | ONLY |
|-------|----------|------|
| 7400 | 276-1801 | 35c |
| 7402 | 276-1811 | 39c |
| 7404 | 276-1802 | 35c |
| 7406 | 276-1821 | 49c |
| 7410 | 276-1807 | 39c |
| 7413 | 276-1815 | 79c |
| 7420 | 276-1809 | 39c |
| 7427 | 276-1823 | 49c |
| 7432 | 276-1814 | 49c |
| 7441 | 276-1804 | 99c |
| 7447 | 276-1805 | 99c |
| 7448 | 276-1816 | 99c |
| 7451 | 276-1825 | 39c |
| 7473 | 276-1803 | 49c |
| 7474 | 276-1818 | 49c |
| 7475 | 276-1806 | 79c |
| 7476 | 276-1813 | 59c |
| 7485 | 276-1826 | 1.19 |
| 7486 | 276-1827 | 49c |
| 7490 | 276-1808 | 79c |
| 7492 | 276-1819 | 69c |
| 74123 | 276-1817 | 99c |
| 74145 | 276-1828 | 1.19 |
| 74150 | 276-1829 | 1.39 |
| 74154 | 276-1834 | 1.29 |
| 74192 | 276-1831 | 1.19 |
| 74193 | 276-1820 | 1.19 |
| 74194 | 276-1832 | 1.19 |
| 74196 | 276-1833 | 1.29 |

Resistor and Capacitor Packs



Resistor and capacitor kits in handy plastic storage boxes you can use over and over again. Stock up!

1/2 Watt, 10% Tolerance Resistors. 271-601 Pkg. of 350/9.95
 1/4 Watt, 5% Tolerance Resistors. 271-602 Pkg. of 350/9.95
 50WVDC Ceramic Disc Capacitors. 272-601 Pkg. of 175/9.95
 35WVDC Radial Lead Capacitors. 272-602 Pkg. of 35/9.95
 35WVDC Axial Lead Capacitors. 272-603 Pkg. of 36/9.95

Tantalum Capacitors

Maximum capacity in smallest size. Low ESR, highly stable electrical characteristics and low leakage. Radial leads.



| Cat. No. | μF | Each | Cat. No. | μF | Each |
|----------|------|------|----------|------|------|
| 272-1401 | 0.1 | 39c | 272-1407 | 2.2 | 45c |
| 272-1402 | 0.22 | 39c | 272-1408 | 3.3 | 45c |
| 272-1403 | 0.33 | 39c | 272-1409 | 4.7 | 49c |
| 272-1404 | 0.47 | 39c | 272-1410 | 6.8 | 49c |
| 272-1405 | 0.68 | 39c | 272-1411 | 10.0 | 49c |
| 272-1406 | 1.0 | 39c | | | |

Nos. 1401-1408, 35WVDC; 1409-1411, 16WVDC.

PC Board Accessories



8-piece photographic PC board processing kit — fastest, easiest way to produce perfect printed circuit projects.

276-1560 12.95
 Etch-Resist Marking Pen. 276-1530 1.19
 Etchant Solution. 276-1535 1.89
 PC Board Assortment. 276-1573 1.98


Build an LED Digital Clock



12-HR LED Clock Module. Just add a transformer and switches for a complete clock with 0.5" LED display. 277-1001 14.95
 Transformer for above. 120VAC 60 Hz. 273-1520 3.99
 SPST Miniature Pushbutton Switch. 275-1547 5/1.99
 Display Case. 1 1/8"x3 7/8"x4 7/16". 270-285 3.95

CMOS ICs

100% guaranteed electrically and mechanically



| Type | Cat. No. | ONLY |
|--------|----------|------|
| 74C00 | 276-2301 | 49c |
| 74C02 | 276-2302 | 49c |
| 74C04 | 276-2303 | 49c |
| 74C08 | 276-2305 | 49c |
| 74C71 | 276-2310 | 89c |
| 74C75 | 276-2312 | 89c |
| 74C90 | 276-2315 | 1.49 |
| 74C192 | 276-2321 | 1.69 |
| 74C193 | 276-2322 | 1.69 |
| 4001 | 276-2401 | 49c |
| 4011 | 276-2411 | 49c |
| 4013 | 276-2413 | 89c |
| 4017 | 276-2417 | 1.49 |
| 4020 | 276-2420 | 1.49 |
| 4027 | 276-2427 | 89c |
| 4049 | 276-2449 | 69c |
| 4050 | 276-2450 | 69c |
| 4511 | 276-2447 | 1.69 |
| 4518 | 276-2490 | 1.49 |


LED Digital Displays



| Digits | Size | Drive | Cat. No. | ONLY |
|--------|------|-------|----------|------|
| 1 | 0.6" | Anod. | 276-056 | 2.99 |
| 1 | 0.6" | Cath. | 276-066 | 2.99 |
| 1 | 0.3" | Anod. | 276-053 | 1.99 |
| 1 | 0.3" | Cath. | 276-062 | 1.99 |

| Digits | Size | Drive | Cat. No. | ONLY |
|--------|------|-------|----------|--------|
| 1 | 0.3" | Anod. | 276-1210 | 4/6.99 |
| 1 | 0.3" | Cath. | 276-1211 | 4/6.99 |
| 4 | 0.5" | Anod. | 276-1201 | 6.95 |
| 4 | 0.5" | Cath. | 276-1202 | 6.95 |


Power Supply Parts



6-Amp Full-Wave Bridge Rectifier. 50 PIV. 276-1180 1.99
 50V 3-Amp Power Rectifier. 300-A surge. 276-1141 Pkg. 2/69c
 Electrolytic Capacitors 2.99
 3300 μF at 35V. 272-1021 2.99
 5000 μF at 35V. 272-1022 3.49
 Heavy-Duty Transformers. All for 120VAC. 60 Hz

| Cat. No. | Volts | Current | Size | Each |
|----------|---------|---------|---------------|------|
| 273-1512 | 25.2 CT | 2A | 2 1/2"x2 1/2" | 4.99 |
| 273-1513 | 12 | 5A | 4x2x2 1/2" | 8.95 |
| 273-1514 | 18 CT | 4A | 4x2x2 1/2" | 8.95 |

IC Accessories



| |
|--|
| Bus Strip. 276-173 1.99 |
| Experimenter Socket. 276-172 9.95 |
| DIP Switch. 275-1301 1.99 |
| DIP Header. 276-1980 1.29 |
| Right Angle 16-Pin Socket. 276-1985 1.49 |


| Pins | Cat. No. | Price |
|------|----------|---------|
| 8 | 276-1995 | 2/89c |
| 14 | 276-1999 | 2/89c |
| 16 | 276-1998 | 2/89c |
| 28 | 276-1997 | Ea. 89c |
| 40 | 276-1996 | Ea. 99c |

Linear ICs

By National Semiconductor and Motorola — first quality

| Type | Cat. No. | ONLY |
|--------|----------|------|
| 301CN | 276-017 | 49c |
| 324N | 276-1711 | 1.49 |
| 339N | 276-1712 | 1.49 |
| 386CN | 276-1731 | 99c |
| 555CN | 276-1723 | 79c |
| 556CN | 276-1728 | 1.39 |
| 566CN | 276-1724 | 1.69 |
| 567CN | 276-1721 | 1.99 |
| 723CN | 276-1740 | 69c |
| 741CN | 276-007 | 49c |
| 741H | 276-010 | 49c |
| 3900N | 276-1713 | 99c |
| 3909N | 276-1705 | 99c |
| 3911N | 276-1706 | 1.99 |
| 4558CN | 276-038 | 79c |
| 75491 | 276-1701 | 99c |
| 75492 | 276-1702 | 99c |
| 7805 | 276-1770 | 1.29 |
| 7812 | 276-1771 | 1.29 |
| 7815 | 276-1772 | 1.29 |

Computer Chips



8080A Microprocessor. An 8-bit National Semiconductor chip in a 40-pin DIP. 100% Prime. 276-2510 17.95

2102 Static RAM. 1024-word by one bit read/write memory. Under 600 ns access time. 276-2501 2.49 Ea. or 8/14.95

Silicon Solar Cells



Produce Power from Light!
 2cmx4cm. 0.5V at 100mA. 276-120 2.99
 2cmx2cm. 0.5V at 60mA. 276-128 1.99

Clock Chips



50252. 12-hour clock, 24-hour alarm chip. With full specifications. 276-1751 6.99
 7001. 12-hour calendar alarm clock IC. With all data. 276-1756 10.95

WHY WAIT FOR MAIL ORDER DELIVERY? IN STOCK NOW AT OUR STORE NEAR YOU!

Radio Shack®

Prices may vary at individual stores and dealers

A TANDY COMPANY • FORT WORTH, TEXAS 76102
 OVER 6000 LOCATIONS IN NINE COUNTRIES

UNIVERSITY degrees by mail! Bachelors, Masters, Ph.D's... Free revealing details. **COUNSELLING**, Box 317-RE, Tustin, CA 92680

F.C.C. EXAM MANUAL

PASS FCC EXAMS! Memorize, study—Test-Answers for FCC 1st and 2nd class Radio-telephone licenses. Newly revised multiple choice questions and diagrams cover all areas tested in FCC exams, plus Self-Study Ability Test. \$9.95 postpaid. Money-back guarantee.

Tests—Answers for FCC First and Second Class Commercial License

COMMAND PRODUCTIONS P.O. BOX 26348 E
RADIO ENGINEERING-DIV SAN FRANCISCO, CALIF 94126

FOR SALE

PICTURE TUBE MACHINE

We buy and sell NEW and USED CRT rebuilding machinery. COMPLETE TRAINING. Buy with CONFIDENCE from the ORIGINAL MFR.

For complete details send name, address, zip to:

LAKESIDE INDUSTRIES
3520 W. Fullerton Ave.
Chicago, Ill. 60647
Phone: 312-342-3399



ELECTRONIC parts! Catalog, mailing list. Send \$1 to: **B.C. ELECTRONICS**, P. O. Box 226, West Lynn, MA 01905

FREE catalog. IC's, Semi's. **CORONET ELECTRONICS**, 649A Notre Dame W., Montreal, Que., Canada, H3C-1H8. US Inquiries.

IF YOU ARE INTO AUDIO & MUSIC SYNTHESIS YOU REALLY SHOULD KNOW ABOUT US

CFR ASSOCIATES
Box F
Newton NH 03858

Write for FREE flyer

RADIO & TV tubes 36¢ each. One year guaranteed. Plus many unusual electronic bargains. Free catalog. **CORNELL**, 4217-E University, San Diego, Calif. 92105

MAKE professional-quality PC boards with silk-screen techniques. Complete step by step information, \$4.95 Postpaid. **TERRATRONIC RESEARCH**, Box 513D, Quincy, IL 62301

SCANNER owners, automatically record the action or add priority channel. For details send sase to: **TWO-WAY RADIO**, 437 Payne Dr., Endicott, NY 13760

FLASH tubes. New 2 1/4" long Disco special. \$1. ea. 5/\$4. 20/\$10. ppd. Send 25¢ for picture flyer. U.S. only. **STAR-TRONICS**, Box 683, McMinnville, OR 97128

PARTS! CORNELL TUBES!

FREE Send For FREE CORNELL'S New Color Catalog 48 Pgs. New Items

33¢ per tube

36¢ per tube

ORDER FREE IF NOT SHIPPED IN 24 HOURS

4215 E UNIVERSITY AVE SAN DIEGO, CALIF 92105

DON'T purchase alarm equipment before getting our free catalog. **SASCO**, 5619-A, St. John, Kansas City, MO 64123

ELECTRIC Power from The Wind. By Henry Clew. \$2.00. **BUDD'S SYSTEMS**, 81 Church Street, Thorofare, NJ 08086

SECRET NEW INVENTION

PROTECTION FROM BURGLARS AND FIRE

Are you afraid to enter your home, with fear some-person is inside, waiting to RAPE YOU. ROB YOU. ASSAULT YOU? I am! The Fowler BACK UP ALARM SYSTEM will let you know before you enter your house if it is SAFE or NOT SAFE. LEARN HOW a BIG FAULT can be corrected in most existing silent alarm systems today. Send \$15.00, Check or Money Order. 6% tax CA. PRINT name and address. We will send a CONFIDENTIAL BACK UP ALARM REPORT. Plans included, how to make your own FOOL-PROOF ALARM SYSTEM for your personal, individual needs and protection. FOWLER ALARMS, PO Box 64466-RE-1, Los Angeles, Calif. 90064

© Fowler Alarms 1977

ELECTROLYTIC capacitors top quality, reasonable price, prompt delivery. Free brochure. **ECOM PARTS DIV.**, 1007 E. Dominguez St., #F, Carson, CA 90746

FORDHAM BEST BUYS

BK PRECISION OSCILLOSCOPES



Dual-Trace 5" -15MHz Triggered Sweep

- 24nSEC rise time permits display of high-speed square wave pulses
- Dual trace display
- Individual vertical sensitivity and positioning controls
- Large 8 x 10cm rectangular viewing area
- Front-panel Vectorscope operation with matched-sensitivity inputs
- 19 calibrated sweep ranges
- Intensity modulation (Z-axis) input for time or frequency markers
- Internal calibration source
- 100% solid state (except CRT)
- Compact, lightweight and rugged
- Protective carrying case and accessory probes

Model 1472C-P



3" -5MHz Solid State Oscilloscope

- High sensitivity
- CB modulation monitor
- Ultra compact and lightweight (weighs only 8 1/2 lbs); goes anywhere
- Vertical sensitivity 10mV/division
- New high brightness CRT and smoked-glass graticule
- Can be externally triggered
- Protective carrying case and accessory probes

Model 1403A-P



Dual-Trace 5" -10MHz Triggered Sweep

- Usable deflection to 15MHz
- 35nSEC rise time permits accurate display of high-speed square wave pulses
- Large 8 x 10cm rectangular viewing area
- Front-panel Vectorscope operation with matched-sensitivity inputs
- TTL compatible intensity modulation (Z-axis) input for time or frequency markers and character displays
- Internal calibration source
- 100% solid state (except CRT)
- Compact, light-weight and rugged
- Protective carrying case and accessory probes

Model 1471B-P



Dual-Trace 5" -30 MHz Triggered Scope

- 11.7 nS rise time
- 30 MHz dual trace operation
- Internal signal delay line
- 21 position sweep switch
- Intensity modulation compatible for 5V p-p
- Illuminated graticule
- Internal 0.5 V p-p, 1% calibration source
- 100% solid state (except CRT)
- X-Y Vectorscope capability
- High performance/cost ratio
- Protective carrying case and accessory probes

Model 1474-P

FOR PRICING AND TO PLACE YOUR ORDER

CALL TOLL FREE (800) 645-9518 (Outside N.Y. State)

For N.Y. State call (516) 752-0050

Master Charge, BankAmericard & C.O.D.'s accepted.

FORDHAM RADIO SUPPLY CO. INC.
855R Conklin St
Farmingdale, N.Y. 11735

YOUR ONE STOP DISCOUNT CENTER

fordham radio

1978 electronics catalog

FREE

1-18 page catalog of over 3000 items test equipment, CB, tools, tubes, components and a full line of electronic supplies



STATEMENT OF OWNERSHIP, MANAGEMENT AND CIRCULATION

1. TITLE OF PUBLICATION: RADIO ELECTRONICS

2. ISSUE DATE: October 1, 1977

3. PERIODICITY OF ISSUE: MONTHLY

4. LOCATION OF HEADQUARTERS OR GENERAL BUSINESS OFFICES OF THE PUBLISHER: CFR ASSOCIATES, 200 Park Avenue South, New York, New York 10003

5. PUBLISHER: CFR ASSOCIATES, 200 Park Avenue South, New York, New York 10003

6. MANAGING EDITOR: Larry Stockler, 200 Park Avenue South, New York, New York 10003

7. ADDRESS: 200 Park Avenue South, New York, New York 10003

8. OWNERSHIP: CFR ASSOCIATES, 200 Park Avenue South, New York, New York 10003

9. CIRCULATION: 11,250

10. SALES: 11,250

11. SUBSCRIPTIONS: 11,250

12. TOTAL PAID CIRCULATION: 11,250

13. TOTAL UNPAID CIRCULATION: 11,250

14. TOTAL CIRCULATION: 22,500

15. COPIES NOT DISTRIBUTED: 11,250

16. RETURNED MAIL: 11,250

17. TOTAL COPIES: 33,750



Radio Hut

Money back guarantee. NO COD'S. Texas residents add 5% sales tax. Add 5% of order for postage and handling. Orders under \$15.00 add 75 cents. Foreign orders add 20% for postage. For your convenience, call your Bank Americard or Master Charge orders in on our Toll Free Watts Line: 1-800-527-2304. Texas residents call collect: 1-214-271-8423.

(All prices subject to change without prior notice.)
P.O. Box 38323P
Dallas, Texas 75238

VARIABLE POWER SUPPLY KIT NO. 1 ONLY \$10.95

- Continuously variable from 5V to 20V
- Excellent regulation up to 1/2 Amp
- Drilled fiberglass P.C. Board
- Case Included
- 4400 Mfd of filtering
- One hour assembly



VARIABLE POWER SUPPLY KIT NO. 2 ONLY \$13.95

Same as above but with a 1 Amp output. also with case

This model will power a 5 watt transistorized CB Radio

LOOK AT THIS SPECIAL FROM RADIO HUT

- Power Supply Kit: 5V1 amp reg.
- Line regulation 005%
- Load regulation 50mV

Kit includes components. PC board, transformer, fuse and pilot light. Line cord not included.

Only \$6.50

60 Hz. Crystal Time Base for Digital Clocks

\$4.50 Buy 2 for \$8.



- A. 60 Hz. output with accuracy comparable to a digital watch.
- B. Directly interfaces with all MOS clock chips. Super low power consumption (1.5 ma typ.)
- C. Uses latest MOS 17 stage divider IC.
- E. Eliminates forever the problem of AC line glitches.
- F. Perfect for cars, boats, campers, or even for portable clocks at ham field days.
- G. Small size... can be used in existing enclosures.

KIT INCLUDES CRYSTAL, DIVIDER IC, P.C. BOARD PLUS ALL NECESSARY PARTS & SPECS.

UNSCRAMBLER \$19.95



Plugs into earphone or external speaker of any Scanner or Monitor. Guaranteed to unscramble any 1085 call.

- Easily tuned
- Full instruction included
- Drilled fiberglass P.C. Board
- One Hour Assembly
- Punched Case

MA 1003 CAR CLOCK FROM NATIONAL \$17.95 ALSO, THIS MONTH ONLY, INCLUDES SPECS. AND 3 SWITCHES. FREE EDGE CONNECTOR.

| 7400 TTL DIGITAL CIRCUITS | | | | | |
|---------------------------|----|------|----|-------|-----|
| 7400 | 11 | 7430 | 13 | 7480 | 31 |
| 7401 | 13 | 7432 | 23 | 7481 | 55 |
| 7402 | 13 | 7433 | 26 | 7482 | 57 |
| 7403 | 13 | 7437 | 23 | 7483 | 67 |
| 7404 | 15 | 7438 | 23 | 7485 | 99 |
| 74L04 | 29 | 7440 | 23 | 7489 | 125 |
| 74S04 | 44 | 7441 | 76 | 7490 | 65 |
| 7405 | 13 | 7442 | 47 | 7491 | 61 |
| 7406 | 16 | 7443 | 59 | 7492 | 43 |
| 7407 | 16 | 7444 | 59 | 7493 | 43 |
| 7408 | 19 | 7446 | 68 | 7494 | 67 |
| 7409 | 19 | 7447 | 68 | 7495 | 67 |
| 7410 | 13 | 7448 | 71 | 7496 | 67 |
| 7411 | 18 | 7450 | 13 | 74100 | 30 |
| 7412 | 26 | 7451 | 13 | 74104 | 49 |
| 7413 | 37 | 7453 | 13 | 74107 | 26 |
| 7416 | 15 | 7454 | 13 | 74109 | 31 |
| 7420 | 13 | 7460 | 19 | 74121 | 29 |
| 7421 | 13 | 7470 | 27 | 74123 | 48 |
| 7423 | 25 | 7472 | 25 | 74132 | 99 |
| 7425 | 29 | 7473 | 29 | 74136 | 99 |
| 7426 | 24 | 7474 | 29 | 74138 | 95 |
| 7427 | 19 | 7475 | 47 | 74141 | 75 |
| 7428 | 26 | 7476 | 31 | 74151 | 61 |

| ITT HIGH LEVEL LOGIC | |
|----------------------|---------------------------------------|
| 301 | Dual 5 Input NAND Gate 15 |
| 302 | Quad 2 Input Buffer open collector 18 |
| 303 | Quad 2 Input NAND Buffer 15 |
| 311 | Master Slave F/F 18 |
| 312 | Dual JK Flip Flop 18 |
| 321 | Quad 2 Input NAND Gate 18 |
| 322 | Dual 5 Input NAND Gate 15 |
| 323 | Quad 2 Input NAND Gate 18 |
| 324 | Dual 2 Input NAND Gate 13 |
| 325 | Dual 2 Input NAND Gate 13 |
| 326 | Dual 2 Input NAND Gate 13 |
| 331 | Dual 5 Input Expander 13 |
| 332 | Hex Inverter 18 |
| 333 | Hex Inverter 18 |
| 334 | Hex Inverter 18 |
| 335 | Hex Inverter 18 |
| 336 | Hex Inverter 18 |
| 342 | Dual One Shot Multivibrator 25 |
| 343 | Dual 4 Bit Comparator 22 |
| 370 | Quad D Flip Flop 22 |
| 371 | Decade Counter 30 |
| 372 | Quad Ripple Counter 39 |
| 380 | BCE to Decimal Decoder 39 |
| 381 | BCD to Decimal Decoder 39 |

| HOUSE # TTL IC's | CRYSTALS |
|---|----------------------------|
| 7400 10/1/00 | Please specify 7437 6/1/00 |
| 7404 10/1/00 | that you 7438 6/1/00 |
| 7408 10/1/00 | that you 74141 3/1/00 |
| 7420 10/1/00 | are ordering 74153 3/1/00 |
| House Number TTL | |
| COUNTER AND CLOCK CHIPS | |
| MK50252 Clock Chip | \$4.99 |
| MK5516 Clock Chip | 3.75 |
| MK50380 Alarm Clock | 3.75 |
| MK50380 Alarm Chip | 2.95 |
| FCM7010 Direct Drive Clock Chip | 4.95 |
| MK5005 4 Digit Counter w/Latch | 8.50 |
| MK5002 4 Digit Counter | 8.95 |
| MK50395 6 Digit UP/Down Counter | 12.95 |
| MK50397 6 Digit Elapsed Timer | 8.95 |
| MK5005 Calculator Chip w/Specs | 1.25 |
| MK5021 Cal. Chip w/specs rt | 2.50 |
| SOCKETS | |
| 8 Pin Low Profile | .20 |
| 16 Pin Low Profile | .22 |
| 18 Pin Low Profile | .25 |
| 28 Pin Low Profile | .30 |
| 40 Pin Low Profile | .89 |
| TRANSISTORS | |
| INTERMEDIATE TRANSISTORS | |
| Originally Cost \$3 each | |
| Similar to 2N913 | |
| 2 Per Pack 2/\$1 | |
| GENERAL PURPOSE | |
| 2N 2905 PNP | 4/\$1 |
| 2N 3904 NPN | 8/\$1 |
| 2N 3906 PNP | 8/\$1 |
| 2N 3392 Pre-Amp | 25/\$1 |
| 2N 4400 NPN | 10/\$1 |
| 2N 4402 PNP | 10/\$1 |
| NE 2222 NPN | 8/\$1 |
| NE 2907 PNP | 8/\$1 |
| POWER TRAN | |
| 115 W 200V | NPN 95 |
| TIP 29 (EP967) | NPN 4/\$1 |
| TIP 30 (EP929) | PNP 4/\$1 |
| TIP 31 P | Leads NPN 5/\$1 |
| MJE 2370 | 3/\$1 |
| 2N 3055 | 75 |
| TN 2021 By RCA | 95 |
| FET TIS 75 HOUSE # | 5/\$1 |
| CAPACITORS | |
| ELECTROLYTIC | |
| 20 MFD 250V | 5/\$1 |
| 35 MFD 25V | 15/\$1 |
| 200 MFD 25V | 5/\$1 |
| 470 MFD 35V | 4/\$1 |
| 470 MFD 16V | 4/\$1 |
| 500 MFD 35V | 5/\$1 |
| 2000 MFD 16V | 3/\$1 |
| 150 PFD MICA 5% | 10/\$1 |
| AXIAL TYPE | |
| 20 MFD 250V | 5/\$1 |
| 35 MFD 25V | 15/\$1 |
| 200 MFD 25V | 5/\$1 |
| 470 MFD 35V | 4/\$1 |
| 470 MFD 16V | 4/\$1 |
| 500 MFD 35V | 5/\$1 |
| 2000 MFD 16V | 3/\$1 |
| RADIAL TYPE | |
| 47 MFD 35V PC Leads | 5/\$1 |
| 68 MFD 25V PC Leads | 8/\$1 |
| 330 MFD 50V 01 MFD 200V | 330 PFD 50V 02 MFD 200V |
| 001 UF500V 3 3 PF 500V | 0015 UF500V 4 7 PF 500V |
| 005 UF500V 8 2 PF 500V | 100PF 500V |
| PC Leads 25/89 cents No Mix | |
| Long Leads 25/89 cents No Mix | |
| COMPUTER GRADE | |
| 1.900 MFD 35VWVDC (Mini) | 3/52 |
| 8.000 MFD 15VWVDC 95 cents each | 100 PFD 100V 001 Fd |
| 33.000 MFD 40VWVDC \$4.00 Each | 150 PFD 50V 002 MFD 50V |
| 220 PFD 50V 01 MFD 200V | |
| 330 PFD 50V 02 MFD 200V | |
| 001 UF500V 3 3 PF 500V | |
| 0015 UF500V 4 7 PF 500V | |
| 005 UF500V 8 2 PF 500V | |
| 100PF 500V | |
| PC Leads 25/89 cents No Mix | |
| Long Leads 25/89 cents No Mix | |
| TANTALUM | |
| 1 MFD20 WVDC PC Leads | 15/\$1 |
| 3.3 MFD35 WVDC PC Leads | 8/\$1 |
| 4.7 MFD10 WVDC PC Leads | 5/\$1 |
| 10 MFD20 WVDC PC Leads | 8/\$1 |
| 33 MFD10 WVDC | 6/\$1 |
| 22 UF10 | 10/\$1 |
| Long Leads 25/89 cents No Mix | |
| RTL's BY FAIRCHILD | |
| The most popular digital IC's ever produced. Very hard to find! | |
| UL L2 | DUAL 2 INPUT NOR 99 |
| UL93 | JK FLIP FLOP \$1.19 |

| 74LS00 LOW POWER SCHOTTKY | | | | | |
|---------------------------|----|---------|-----|---------|-----|
| 74LS00 | 21 | 74LS47 | 73 | 74LS136 | 37 |
| 74LS02 | 21 | 74LS51 | 26 | 74LS138 | 71 |
| 74LS03 | 21 | 74LS54 | 26 | 74LS139 | 71 |
| 74LS04 | 28 | 74LS55 | 26 | 74LS145 | 100 |
| 74LS05 | 28 | 74LS73 | 35 | 74LS151 | 70 |
| 74LS08 | 21 | 74LS74 | 35 | 74LS153 | 70 |
| 74LS09 | 28 | 74LS76 | 49 | 74LS155 | 69 |
| 74LS10 | 21 | 74LS83 | 73 | 74LS156 | 70 |
| 74LS11 | 21 | 74LS85 | 135 | 74LS157 | 75 |
| 74LS13 | 45 | 74LS86 | 36 | 74LS158 | 71 |
| 74LS14 | 99 | 74LS90 | 55 | 74LS160 | 85 |
| 74LS15 | 26 | 74LS92 | 55 | 74LS161 | 85 |
| 74LS20 | 24 | 74LS93 | 55 | 74LS162 | 85 |
| 74LS21 | 28 | 74LS109 | 38 | 74LS163 | 85 |
| 74LS22 | 28 | 74LS112 | 38 | 74LS164 | 149 |
| 74LS26 | 32 | 74LS114 | 38 | 74LS169 | 85 |
| 74LS27 | 32 | 74LS113 | 38 | 74LS168 | 85 |
| 74LS30 | 26 | 74LS122 | 49 | 74LS170 | 169 |
| 74LS32 | 32 | 74LS124 | 99 | 74LS173 | 110 |
| 74LS33 | 32 | 74LS125 | 47 | 74LS174 | 100 |
| 74LS37 | 32 | 74LS126 | 47 | 74LS175 | 81 |
| 74LS38 | 32 | 74LS132 | 79 | 74LS190 | 95 |
| 74LS40 | 26 | 74LS132 | 79 | 74LS195 | 85 |
| 74LS42 | 65 | 74LS133 | 35 | 74LS191 | 95 |

| ITT MOS TO LED DRIVERS | |
|------------------------|----|
| ITT 501 Quad Seg. Dr. | 35 |
| ITT 502 Hex Digit Dr. | 49 |
| ITT 503 Quad Seg. Dr. | 49 |
| ITT 506 Hex Digit Dr. | 49 |
| ITT 508 8 Digit Dr. | 49 |
| ITT 509 8 Seg. Dr. | 49 |
| ITT 510 Quad Seg. Dr. | 55 |
| ITT 514 8 Digit Dr. | 59 |

We have 100's of thousands of listed parts are These parts are 100% prime.

| TTL SPECIAL! | |
|--------------|---------|
| 9002/7400 | 10/1/00 |
| 9003/7410 | 10/1/00 |
| 9004/7420 | 10/1/00 |
| 9006/7460 | 6/1/00 |
| 9007/7430 | 10/1/00 |
| 9009/7440 | 10/1/00 |
| 9011/7404 | 8/1/00 |
| 9024/7409 | 3/1/00 |
| 9300/74195 | 3/1/00 |

9000 series parts prime from ITT Pin for Pin compatible with 7400 series

| DTL | |
|---------------------------------|--------|
| 932 Dual 4 Input Buffer | 8/\$1 |
| 934 Dual 5 Input NAND Gate | 10/\$1 |
| 941 One Shot Multivibrator | 5/\$1 |
| 945 JK F/F | 8/\$1 |
| 946 Quad 11 Input Gate NAND/NOR | 8/\$1 |
| 948 JK F/F | 8/\$1 |
| 950 F/F | 10/\$1 |
| 951 One Shot Multivibrator | 5/\$1 |
| 1800 (see 934 above) | 10/\$1 |
| 1806 Quad 2 Input NAND Gate | 10/\$1 |
| 9093 Dual JK F/F | 8/\$1 |
| 9094 Dual JK F/F | 8/\$1 |
| 9097 Dual JK F/F | 8/\$1 |
| 9099 Dual JK F/F | 8/\$1 |
| 9109 Hex Inverter | 7/\$1 |
| 9110 Hex Inverter | 7/\$1 |
| 9112 Hex Inverter | 7/\$1 |
| 9601 One Shot | 8/\$1 |
| 9930 Dual 4 Input Ext. NAND | 8/\$1 |
| 9932 Quad 2 Input NAND Buffer | 8/\$1 |
| 9945 RS F/F | 8/\$1 |
| 9946 Quad 2 Input NAND | 8/\$1 |
| 9949 Quad 2 Input NAND | 8/\$1 |
| 9951 Monostable Multivibrator | 8/\$1 |
| 9962 Triple 3 Input NAND | 8/\$1 |

| 74H SERIES TTL | | | | | |
|----------------|----|-------|----|-------|----|
| 74H00 | 18 | 74H21 | 29 | 74H53 | 29 |
| 74H05 | 29 | 74H40 | 29 | 74H61 | 25 |
| 74H20 | 29 | 74H50 | 20 | 74H72 | 45 |

| CMOS | | | | | |
|--------|------|--------|-----|--------|------|
| CD4000 | .19 | CD4017 | .95 | CD4040 | 1.00 |
| CD4001 | .19 | CD4018 | .95 | CD4041 | .69 |
| CD4002 | .19 | CD4019 | .95 | CD4042 | .69 |
| CD4006 | 1.20 | CD4020 | .97 | CD4043 | .60 |
| CD4007 | .19 | CD4021 | .97 | CD4044 | .60 |
| CD4009 | .47 | CD4022 | .97 | CD4046 | 1.39 |
| CD4010 | .39 | CD4023 | .19 | CD4047 | 1.50 |
| CD4011 | .19 | CD4024 | .75 | CD4049 | .35 |
| CD4012 | .29 | CD4025 | .19 | CD4050 | .39 |
| CD4013 | .32 | CD4027 | .39 | CD4051 | 1.19 |
| CD4014 | .78 | CD4028 | .85 | CD4053 | 1.19 |
| CD4015 | .78 | CD4029 | .99 | CD4056 | 1.15 |
| CD4016 | .32 | CD4030 | .35 | CD4066 | .78 |
| | | | | 74C107 | .79 |

VOLTAGE REGULATORS

| 723 VOLTAGE REGULATORS | |
|--|--|
| Output voltages variable from 2 volts to 37 volts. | |
| A very versatile and popular device. —14 PIN DIP. | |
| 65c | |

| MOTOROLA VOLTAGE REGULATOR | |
|--|--|
| MC1469R TO 66 9 lead package for 3 to 30V outputs. Provides 600 MA direct output or more by using an external power transistor. Regular catalog price — \$4.00 each! With specs. \$1.95 each | |

| BRIDGE RECTIFIERS | |
|-------------------|-------|
| 1 Amp 200V | 6/\$1 |
| 1 Amp 50V | \$ 90 |
| 6 Amp 50V | 1.10 |
| 10 Amp 50V | 1.25 |
| 25 Amp 50V | 1.39 |

| DIODES | |
|-----------------------|-------------------|
| IN 4002 1 Amp 100 PIV | 40/\$1 |
| IN 4004 1 Amp 400V | 15/\$1 |
| IN 4007 1 Amp 1000V | 10/\$1 |
| GERMANIUM DIODES | |
| IN 54A | 8/\$1 |
| IN 270 | 10/\$1 |
| ZENER DIODES | |
| IN 746 3.3V 400M | 4/\$1 |
| IN 752 5.6V 400M | 4/\$1 |
| IN 1958 8.2V 400M | 4/\$1 |
| IN 5259 39V 500M | 10/\$1 |
| IN 5271 100V 500M | 10/\$1 |
| IN 5280 180V 500M | 10/\$1 |
| HOUSE # ZENER | |
| 4.7V 500 MW | 10/\$1 |
| 9V 500 MW | 10/\$1 |
| 10V 1 Watt | 8/\$1 |
| 15V 500 MW | 10/\$1 |
| 22V 5 Watt | 6/\$1 |
| SWITCHING DIODES | |
| IN 4148/IN14 | Long Leads 20/\$1 |
| IN 4148/IN14 | Cut Leads 40/\$1 |
| IN 4148/IN14 | PC Leads 100/\$1 |

| LINEARS | |
|---------|----------------------------------|
| 709 | Operational Amplifier 25 |
| 710 | Differential Comparators 40 |
| 711 | Dual Differential Comp 35 |
| 712 | Half Adder 25 |
| 749 | Stereo Pre-Amp by Fairchild 2.51 |
| LM 301 | Operational Amplifier 30 |
| LM 307 | Operational Amplifier 30 |

| | |
|---------|-------------------------------|
| LM 308 | Operational Amplifier 95 |
| LM 309K | 5V Lamp Regulator 49 |
| LM 710 | Voltage Comparator 25 |
| LM 311 | Voltage Comparator 85 |
| LM 318 | Operational Amplifier 115 |
| LM 723 | Voltage Comparator 69 |
| LM 324 | Quad Operational Amplifier 95 |
| LM 377 | Dual 2W Amplifier 1.85 |
| LM 3900 | Quad Op-Amplifier 40 |
| LM 741 | Operational Amplifier 25 |
| LM 748 | Operational Amplifier 25 |
| NE 553 | Op-Timer 95 |
| NE 555 | Timer 40 |
| NE 556 | Dual Timer 95 |
| NE 567 | Tone Decoder 1.25 |
| 1458 | Dual Op-Amplifier 55 |
| 75491 | Quad Segment Driver 35 |
| 75492 | Hex Digit Driver 35 |
| 3043 | IF Amplifier 75 |
| 8038 | Voltage Cont. Osc. 3.95 |

RADIO HUT

P. O. Box 38323 • Dallas, Texas 75238




ORDER BY PHONE CALL TOLL FREE 1-800-527-3460

EXPANDO RAM KIT

32K FOR \$475.00

MEMORY CAPACITY
MEMORY ADDRESSING
MEMORY WRITE
PROTECTION

8K, 16K, 24K, 32K using Mostek MK4115 with 8K boundaries and protection. Utilizes DIP switches. PC board comes with sockets for 32K operation. Orders now being accepted. Allow 6 to 8 weeks for delivery.



Buy an \$100 compatible 8K Ram Board and upgrade the same board to a maximum of 32K in steps of 8K at your option by merely purchasing more ram chips from S.D. Sales! At a guaranteed price - Look at the features we have built into the board.

PRICES START AT \$151. FOR 8K RAM KIT
Add \$108.00 for each additional 8K Ram

8K FOR \$151.00

INTERFACE CAPABILITY
Control, data and address inputs utilizes low power Schottky devices.

POWER REQUIREMENTS
+ 8VDC 400MA DC
+ 18VDC 400MA DC
- 18VDC 30MA DC

on board regulation is provided. On board (invisible) refresh is provided with no wait states or cycle stealing required.

MEMORY ACCESS TIME
IS 375ns
Memory Cycle Time is 500ns.

S. D. SALES NEW

EXPANDABLE EPROM BOARD

16K or 32K EPROM \$49.95 w/out EPROM
Allows you to use either 2708's for 16K of Eprom or 2716's for 32K of Eprom.

KIT FEATURES:

1. All address lines & data lines buffered.
2. Quality plated through P.C. Board, including solder mask and silk screen.
3. Selectable wait states.
4. On board regulation provided.
5. All sockets provided w/board.

WE CAN SUPPLY 450ns 2708's AT \$11.95 WHEN PURCHASED WITH BOARD.

Z-80 CPU BOARD KIT — \$139.

CHECK THE ADVANCED FEATURES OF OUR Z-80 CPU BOARD: Expanded set of 158 instructions, 68080 software capability, operation from a single 5VDC power supply, always stops on an M1 state, true sync generated on card (a real plus feature!), dynamic refresh and NMI available, either 2MHZ or 4MHZ operation, quality double sided plated through PC board; parts plus sockets priced for all IC's. *Add \$10 extra for Z-80A chip which allows 4MHZ operation.
Z-80 chip with Manual — \$39.95

8K LOW POWER RAM — \$159.95

Fully assembled and tested. Not a kit. Imsai — Altair — S-100 Buss compatible, uses low power static 21L02-500ns fully buffered on board regulated, quality plated through PC board, including solder mask & 8 pos dip switches for address select.



4K LOW POWER RAM KIT

Fully Buffered — on board regulated — reduced power consumption utilizing low power 21L02 — 1 500ns RAMS — Sockets provided for all IC's. Quality plated through PC board. *Add \$10. for 250ns RAM operation.



The Whole Works - \$79.95

MUSICAL HORN

One tune supplied with each kit. Additional tunes — \$6.95 each. Special tunes available. Standard tunes now available: — Dixie — Eyes of Texas — On Wisconsin — Yankee Doodle Dandy — Notre Dame — Pink Panther — Aggie War Song — Anchors Away — Never on Sunday — Yellow Rose of Texas — Deep in the Heart of Texas — Boomer Sooner — Bridge over River Kwai.

CAR & BOAT KIT \$34.95 HOME KIT \$26.90 Special Design Case \$3.50

Jumbo LED Car Clock Kit

FEATURES:

- A. Bowmar Jumbo .5 inch LED array.
- B. MOSTEK — 50250 — Super clock chip.
- C. On board precision crystal time base.
- D. 12 or 24 hour Real Time format.
- E. Perfect for cars, boats, vans, etc.
- F. PC board and all parts (less case) inc.

Alarm option — \$1.50
AC XFMR — \$1.50



\$16.95

DIGITAL LED READOUT THERMOMETER — \$29.95

Features: Litronix dual 1/2" displays. Uses Silicox LD131 single chip CMOS A/D converter. Kit includes all necessary parts (except case). AC line cord and power supply included. 0-149° F



6 DIGIT ALARM CLOCK KIT

Features: Litronix dual 1/2" displays, Mostek 50250 super clock chip, single I.C. segment driver, SCR digit drivers. Kit includes all necessary parts (except case). Xfmr optional. Eliminate the hassle.

AC XFMR — \$1.50 Case \$3.50



\$44.95

5 Digit Countdown Utility Darkroom Timer Kit

Features: Large LED 1/2" displays oper. from 0.1 sec. to 59 min. 59.99 sec. 5A-115V. Relay included to control appliances. Operates on 115V AC. Displays can be turned off for total darkness while counting. All necessary parts included.

Special design case \$3.75.



\$44.95

6 Digit General Purpose or Computer Timer Kit — \$29.95

Features: Large LED 1/2" displays, Mostek 50397 counter display driver, counts up to 59 minutes, 59.99 seconds with crystal controlled 1/100 second accuracy, operates on 115V AC or 12V DC supply. All necessary parts included. Special design case \$3.75.




Bowmar 4 Digit LED Readout Array Full 1/2" Litronix Jumbo Dual Digit LED Displays

4 JUMBO .50" DIGITS ON ONE STICK! WITH COLONS & AM/PM INDICATOR

DL 722 - C.C. \$3.95 DL 728 - C.C.
DL 721 8 C.A. \$1.29 DL 727 - C.A.
99c

NEW COMPETITION CHESS TIME KIT WITH TWO INDEPENDENT FIVE DIGIT 1/2" LED DISPLAYS


The timers can be used independently or coupled. The timer can be set to 59 minutes 59.9 seconds at 0.1 intervals. Kit includes all necessary parts and an attractive woodgrain case.



\$79.95 Complete Kit

Low Cost Cassette Interface Kit \$14.95

Features: K.C. standard 2400/1200 Hz. 300 Baud, TTL, I/O compatible, phase lock loop, 22 pin connector. Feeds serial data via microprocessors I/O ports and from cassette tape recorder.



| | | | | | | |
|--|---|--|--|---|--|--|
| <h3>RAM'S</h3> <p>21L02 - 500NS 8/11.50 21L02 - 250NS 8/15.95 2114 - 4K 14.95 1101A - 256 8/\$4.00 1103 - 1K 35 MK 4115 - 8K 15.45 74S 200 - 256 3.95</p> | <h3>THERMISTORS</h3> <p>MEPCO - NEW! 1.5K OHM 5/\$1.00</p> | <h3>TANTALUM CAPS</h3> <p>1 MFD. 20VDC P.C. LEADS 15 for \$1.00</p> | <h3>FLAT PACK IC ASSORT.</h3> <p>FLAT PACK 5400 SERIES. SPECIAL BUY FROM I.T.T. 20 Assorted Devices for \$1.00</p> | <h3>ELECTRICAL COIL</h3> <p>13T TYPE C 10T TYPE C YOUR CHOICE 12/\$1</p> | <h3>2 TRANSISTOR AUDIO</h3> <p>amf. W/Specs. 6/\$1</p> | <h3>TRIMMER POTS</h3> <p>10K, 20K, 25K OHM. Mini for PC boards. YOUR CHOICE 10/\$1.</p> |
| <h3>CPU'S</h3> <p>Z-80 includes manual 29.95 Z-80A includes manual 34.95 8080A CPU 8 BIT 11.95 8080 CPU 8 BIT 6.95</p> | <h3>DISC CAPS FOR BYPASS</h3> <p>.01 MFD — 100 WVDC. PC leads. 40/\$1.</p> | <h3>BALUM</h3> <p>Used in TV Tuners Can be rewound for Ham freq 6/\$1</p> | <h3>STANDARD COILS</h3> <p>Use in TV Sets. 1.2 uh 5% and 1.5 uh 10%. Your choice 12/\$1</p> | <h3>AUTO COIL TRANS.</h3> <p>Ideal for the exper. 12/\$1</p> | <h3>NEW CAMBION JACKS</h3> <p>PART # 450-4352 Gold Plated 50/\$1</p> | <h3>SILICON RECTIFIER Special!</h3> <p>1N4007 - 1 AMP 1000 PIV PRIME UNITS 10/\$1.</p> |
| <h3>PROMS</h3> <p>1702A - 1K - 1.5us 3.95 or 10/35. 2708 - 8K Intel - 450ns 14.95 5204 - 4K 7.95 82S129 - 1K 2.50 2708S 8 8K signetics 650ns 9.95</p> | <h3>PhotoCell Asst</h3> <p>We bought almost 200K from a big US mfg. Three product families: small, medium and dual photo cells. Perfect for all light sensitive applications. 12/\$1.00</p> | <h3>PLASTIC READ-OUT FILTERS</h3> <p>Originally used in desk top calculators. Perfect for use with LED and other type readouts. AMBER — 6 for \$1.</p> | <h3>TTL ASSORTMENT</h3> <p>Contains high yield of usable parts 50/\$1.50</p> | <h3>RESISTOR Special!</h3> <p>22 Ohm 1 Watt. Carbon Comp. 10%. Handy value. Parallel to make low ohm-power resistors. Help! We bought 100,000 pieces! 25 for \$1.</p> | <h3>DISC CAP ASST.</h3> <p>PC leads. At least 10 different values. Includes .001, .01, .05 plus other standard values. 60/\$1.00</p> | <h3>P.C. LEAD DIODES</h3> <p>1N4148/1N914 — 10/32.00 1N4002 - 1A — 100 PIV 40/\$1.00</p> |
| <h3>COUNTER CHIPS</h3> <p>MK50397 6 Digit elapsed timer 8.95 MK50250 Alarm clock 4.99 MK50380 Alarm chip 2.95 MK50396 6 digit up/down counter 12.95 MK5002 4 digit counter 8.95 MK5021 - Cal' chip sq. root 2.50</p> | <h3>MICA TRIMMER</h3> <p>PC 402 Miniature 1.5 — 20 P.P.F. P.C. Mount 4/\$1</p> | <h3>MICRO-DIP \$1.95</h3> <p>New — Series 2300 The World's Smallest Coded BCD Dual-In-Line Switch! PC Mount 2300 02G BCD 1-2-4-8 2300 12G BCD 1-2-4-8 Complement</p> | <h3>JOY STICKS</h3> <p>FOUR 100 K-OHMS POTS Ideal for electronic games \$3.95</p> | <h3>STANDARD ANT. TER.</h3> <p>Used for Ant. Hook up on all TV Sets. 12/1</p> | <h3>Z-80 PROGRAMMING MANUAL</h3> <p>IN DEPTH DETAIL OF THE Z-80 CPU MICRO-COMPUTER S.D. Sales Special \$9.95</p> | |

*Choose \$1. Free Merchandise From Asterisk Items on each \$15 order!

CALL IN YOUR BANKAMER. ICARD (VISA) OR MASTER CHARGE ORDER IN ON OUR CONTINENTAL TOLL FREE WATTS LINE:

Texas Residents Call Collect:
214/271-0022
1-800-527-3460
DEALER INQUIRIES INVITED!

Terms - 60 Day
Money Back Guarantee!

NO COD'S. TEXAS RESIDENTS ADD 5% SALES TAX. ADD 5% OF ORDER FOR POSTAGE & HANDLING. ORDERS UNDER \$10. Add 75c HANDLING. FOREIGN ORDERS — U. S. FUNDS ONLY!

New! ECONORAM VI™ ECONORAM II™

12Kx8 memory kit for the Heath H8 \$235.00

We proudly welcome our newest memory board family member, designed from the ground up for full compatibility with the Heath Company H8. Organized as two independent blocks, one 8K block and one 4K. Has the same basic features as our ECONORAM II™—all static design, switch selected protect and phantom, sockets for all ICs, full buffering—the required hardware and edge connector to mate mechanically with the H8. You can have our 12K board for the price of the Heath Company's 8K... with the performance you've come to expect from products carrying the ECONORAM™ name.




Popular 8K x 8 memory plugs into Altair, IMSA, other S-100 machines. Two independent 4K blocks with separate protect and vector interrupt provision if you try to write into protected memory. Handles DMA devices. Fully buffered. Tristate outputs. Selectable write strobe. Sockets for all ICs. Join the thousands who have made this our most popular board!

Kit form \$130; assembled, tested warranted for 1 year \$150; SPECIAL Four ECONORAM II™ kits \$475 (32K of memory)

ECONORAM III™



The first 8K x 8 dynamic RAM that performs well enough to merit the ECONORAM™ name. Not a kit— assembled, tested, ready to run in your S-100 machine. (Altair etc). Low power. Configuration as 2 separate 4K blocks. Zero wait states with 8080 CPU. Includes 1 year warranty \$149.00



Selected computer kits

10 SLOT MOTHERBOARD (\$90; 18 SLOTS \$124) These S-100 motherboards come with edge connectors and active termination circuitry.

ACTIVE TERMINATOR (\$29.50) Plugs into S-100 buss motherboards lacking active termination; cleans up the glitches associated with unterminated lines.

12 Volt, 8 Amp Power Supply Kit



\$44.50 brings you crowbar over-voltage protection, current limiting, output protection, and easy assembly. Use with ham, CB, automotive equipment when you need hefty AC power. Less case, hardware.

TERMS: Please allow up to 5% for shipping. (10% for 12V supply); excess refunded. Cal res add tax. COD orders OK with street address for UPS. VISA®/Mastercharge® orders call (415) 562-0636. 24 hours.

FREE FLYER: We carry many items of interest to all electronic hobbyists. Send us your name and address, we'll send you our current flyer.

GODBOUT

BILL GODBOUT ELECTRONICS
BOX 2355, OAKLAND AIRPORT, CA 94614

CIRCLE 37 ON FREE INFORMATION CARD



YES, YOU CAN BUILD AN ELECTRONIC ORGAN

That has a PIPE ORGAN SOUND

With **DEVTRONIX** easy to build assemblies. Own the ultimate in organ design & sound at 1/2 the cost of commercial organs.

Several models to choose from.

BROCHURE AND DEMO RECORD \$1.00



Dept. B
5872 Amapola Dr.
San Jose, CA 95129

TUBES, receiving and Industrial, semiconductors, factory boxed, low prices, free price list. **TRANSELETRONIC INC.,** 1365 — 39th Street, Brooklyn, NY 11218 212-633-2800

SEEKING Japanese Transistors for CB and stereo repair? Request complete list. Compare 1 to 9 prices: 2SC710 .59, 2SC517 3.95, 2SC799 3.60, 2SC1306 4.40, 2SC1678 2.25, TA7205P 3.90, BA521 3.70, BA511 3.40. **FUJII-SVEA ENTERPRISE,** Dept. RE, P. O. Box 40325, Cincinnati, OH 45240

INTO TV ANTENNA SYSTEMS? YOU'LL BE INTO TASCO!

Below wholesale prices on a full line of antenna installation surplus shipped from stock. Unbelievable prices on connectors, wall plates, splitters, transformers, amplifiers, etc. Write for free catalogue. Order now & compare. **TASCO. PO Box 30143 Houston Tex 77009**

MINI-KITS

FM WIRELESS MIKE KIT

Transmit up to 300' to any FM radio. Sensitive mike input. Requires dynamic crystal or ceramic mike. Runs on 3 to 9 volts.

TONE DECODER KIT

A complete tone decoder on a single PC Board. Features: 400 to 5000 Hz adjustable frequency range, voltage regulation, 567 IC (useful for touch-tone decoding, tone burst detection, FSX demod, signaling, and many other uses. Use 7 for 12 button touch-tone decoding. Runs on 5 to 12 volts.

Complete Kit, TD-1 \$4.95

LED BLINKY KIT

A great attention getter which alternately flashes 2 jumpo LEDs. Use for name badges, buttons or warning type panel lights.

Complete Kit, BL-1 \$2.95

SUPER-SNOOP AMPLIFIER

A super-sensitive amplifier which will pick up a pin drop at 15 feet! Great for monitoring baby's room or as a general purpose test amplifier. Full 2 watts of output. Runs on 6 to 12 volts, uses any type of mike. Requires 8-45 ohm speaker.

Complete Kit, BN-9 \$4.95

MUSIC LIGHTS KIT

See music come alive! 3 different lights flicker with music or voice. One light for lows, one for the mid-range and one for the highs. Each channel individually adjustable, and drives up to 300 watts. Great for parties, band music, night clubs and more.

Complete Kit, ML-1 \$7.95

SIREN KIT

Produces upward and downward wail cheer, siren of police siren, 200ma audio out, plus, runs on 3-9 volts, uses 8-45 ohm speaker.

Complete Kit, SM-3 \$2.95

CODE OSCILLATOR KIT

Powerful 1 watt audio oscillator of approx. 1 kHz, good for many uses. Great for timing alarm, battery checker, voltage indicator and code oscillator.

Complete Kit, CPO-1 \$2.50

POWER SUPPLY KIT

Complete triple regulated power supply provides variable ±15 volts at 200ma and ±5 volts at 1 amp. 50ma load regulation, good filtering and small size. Kit includes transformer. Requires 6-8V at 1 amp and 18 to 30VCT.

Complete Kit, PS-3LT \$6.95

DECADE COUNTER PARTS KIT

Includes: 7490A 33 MHz counter, 7475 latch, 7447 LED driver, LED readout, current limit resistors, hook up details and instructions on how to build an easy low cost freq. counter.

Kit of Parts, DCU-1 \$3.50



Frequency Counter \$79.95 KIT

You've requested it, and now it's here! The CT-50 Frequency Counter Kit has more features than counters selling for twice the price. Measuring frequency is now as easy as pushing a button, the CT-50 will automatically place the decimal point in all modes, giving you quick, reliable readings. Want to use the CT-50 mobile? No problem, it runs equally as well on 12 VDC as it does on 110 VAC. Want super accuracy? The CT-50 uses the popular TV color burst freq. of 3.579545 MHz for time base. Tap off a color TV with our adapter and get ultra accuracy — .001 ppm! The CT-50 offers professional quality at the unheard of price of \$79.95. Order yours today!

CT-50, 60MHz Counter Kit \$79.95
CT-50WT, 60 MHz counter, wired and tested \$159.95
CT-600, 600 MHz prescaler option for CT-50, add .. \$29.95



UTILIZES NEW MOS-LSI CIRCUITRY

SPECIFICATIONS

Sensitivity: less than 25mV
Frequency range: 5Hz to 60MHz, typically 65MHz
Gate time: 1 second, 1/10 second, with automatic decimal point positioning on both direct and prescale
Display: 8 digit red LED .4" height
Accuracy: 10 ppm, .001 ppm with TV time base!
Input: BNC, 1 meg ohm direct, 50 ohm with prescale option
Power: 110 VAC 5 watts or 12 VDC @ 1 Amp
Size: Approx. 6" x 4" x 2", high quality aluminum case
Color burst adapter for .001 ppm accuracy available in 6 weeks. CB-1, Kit \$14.95

VIDEO TERMINAL KIT \$149.95

A compact 5 x 10-inch PC card that requires only an ASCII keyboard and a TV set to become a complete interactive terminal for connection to your microprocessor asynchronous interface. Its many features are single 5-volt supply, crystal controlled sync and baud rates (up to 9600 baud), 2 pages of 32 characters by 16 lines, read and from memory, computer and keyboard-operated cursor and page control, parity error display and control, power-on initialization, full 64-character ASCII display, block-type see-thru cursor. Keyboard/computer control backspaces. Inward spaces, line feeds, rev. line feeds, home, returns cursor. Also clears page, clears to end of line, sets page 1 or 2, reads from or to memory. The card requires 5 volts at approx. 900 ma and outputs standard 75 ohm composite video.

TH3216 Kit \$149.95
TH3216, Assembled and Tested \$239.95
VD-1, Video to RF Modulator Kit \$ 6.95

600 mHz Prescaler



Fully assembled and tested. Extend the range of your counter to 10 times higher in frequency. Works with any counter. High sensitivity input with built-in on-chip pre-amp.
PS-1B.....10 \$59.95



SIX DIGIT 12/24 HR CLOCK KIT

Want a clock that looks good enough for your living room? Forget the competitor's kludges and try one of ours! Features: jump-bo 4 digit, Polaroid lens filter, extruded aluminum case available in 5 colors, quality PC boards and super instructions. All parts are included, no extras to buy. Fully guaranteed. One to two hour assembly time. Colors: silver, gold, black, blue and bronze (specify).

Clock Kit, DC-5 \$22.95
Alarm Clock, DC-8, 12 hr. only \$24.95
DC-5 with 10 min. ID timer \$25.95
Mobile Version, DC-7 \$25.95
Assembled and tested clocks available, add \$10.00 to kit price.

741 MINI DIP, house marked 10/\$2.00



Phone orders welcome. Minimum order \$8.00

Satisfaction guaranteed or money refunded. Orders under \$10 add 75c. COD add \$1.00. NY add 7% sales tax.



CAR CLOCK KIT \$27.95

12/24-Hour, 12-Volt, AC or DC
• High Accuracy (1 minute/month)
• 6 Jump-bo 4 LED readouts
• Easy, no-polarity hookup
• Display blanks with ignition
• Case, mounting bracket included
• Super Instructions
Complete Kit, DC-11 \$27.95

LINEAR REGS TRANSISTORS


| LINEAR | REGS | TRANSISTORS |
|----------|-------------|----------------------------|
| 555 .50 | 309K .99 | NPN 2N3904 type 10/\$1.00 |
| 556 .75 | 340K-12 .99 | PNP 2N3906 type 10/\$1.00 |
| 566 1.49 | 7805 .99 | PNP Power Tab 40W 3/\$1.00 |
| 567 1.49 | 7812 .99 | PNP Power Tab 40W 3/\$1.00 |
| 324 1.49 | 7815 .99 | FET MPF-102 type 3/\$2.00 |
| 1458 .49 | 78MG 1.50 | UJT 2N2646 type 3/\$2.00 |
| 380 1.49 | 723 .49 | 2N3055 NPN Power 75 |

ramsey electronics

BOX 4072B ROCHESTER, NY 14610 (716) 271-6487

NEW!

ELECTRONIC TOUCH ORGAN KIT



Fantastic new design uses CMOS I.C. and a total of 39 semi-conductors to give a touch control keyboard, all the electronic parts in one PC Board. This organ is easy to build, yet has features like a full two-octave range touch keyboard, variable tremolo; two voices; built-in I.C. amplifier with volume control, complete with speaker and a specially designed plexi-glass case.

BATTERIES NOT INCLUDED *Ideal kit for beginner or gift for children **\$24.50 ea.**

DIGITAL CASSETTE TAPE C-60



- Type A - With Leader Tape
- Type B - Without Leader Tape
- Without B.O.T. E.O.T.
- 60 Minute Recording Time
- Write Enable Tab
- ANSI Match
- ANSI Support Plane

COMPUTER RECORDING
All these tapes made in U.S.A. by a top cassette tape Co. Never Recorded - Reg. \$6.80 ea. **3 packs/\$5.00**
Can be used in Audio Recording as well.

SOUND ACTIVATED SWITCH



All parts completed on a PC Board SCR will turn on relay, buzzer or trigger other circuit for 2-10 sec. Industrial Ideal for use as door alarm, sound controlled toys and many other projects. Supply voltage 4.5V-5V D.C. **\$1.75 ea./2 for \$3.00**

30MHZ FREQUENCY COUNTER KIT



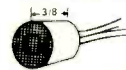
Take advantage of this new state-of-the-art counter featuring the many benefits of custom LSI circuitry. This new technology approach to instrumentation yields enhanced performance, smaller physical size, drastically reduced power consumption (portable battery operation is now practical), dependability, easy assembly and revolutionary lower pricing!

Only **\$59.50**

Model 250-30A Includes all parts, PC Board and Transformer

- 0.5" red LED 6 digits display
- Resolution: 1 Hz at 1 sec. 10 Hz at 1/10 sec.
- Sensitivity: 10 Mv RMS to 30 Hz
- Internal power supply: 5.2V at 1 amp regulated
- Input connector: BNC type
- Input power required: 117V AC 50/60 Hz
- Diode protected for over voltage input

Sub-Mini Size Condenser Microphone \$2.50 each
FET Transistor Built-in



SIGMA 78REI, 12DC RELAY 400Ω COIL SPDT
\$1.30 ea. or 10 for \$10.00
ALL BRAND NEW UNITS



CALCULATOR with STOPWATCH

6 Functions with % and memory
8 Digits big green display
*Built-in X'tal controlled stop watch count to 1/10 of a second.

Special Price Only **\$16.50 Ea.**

BATTERIES NOT INCLUDED



MECHANICAL DIGITAL CLOCK



WITH DAY AND DATE OF THE WEEK

This clock is beautifully designed. Case is made from high quality die cast alloy. Movement is the popular flip type with a back up job.

Supply Voltage 110V AC, limited quantity **\$15.50 ea.**

COMPUTER GRADE CAPACITORS



- 5,600 MFD 60V \$2.20 ea.
- 10,000 MFD 50V \$3.25 ea.
- 11,500 MFD 75V \$3.95 ea.
- 34,800 MFD 50V \$4.25 ea.
- 39,000 MFD 12V \$2.00 ea.
- 100,000 MFD 6V \$3.50 ea.

1Watt AUDIO AMP



All parts are pre assembled on a mini PC Board
Supply Voltage 6~9V D.C.
SPECIAL PRICE \$1.95 ea.

2W + 2W STEREO AMP



All parts completed on a PC Board
2 LM380 i.C., volume, bass, treble control included
Supply voltage 9-15V D.C.
Sensitivity: 100Mv for full output
Total harmonic distortion 1% @ 1KHz @ 1.5 watt
Output is short circuit protected
ONLY \$5.75 ea.

5W AUDIO AMP KIT



2 LM 380 with Volume Control
Power Supply 6~18V DC
only **\$5.00 ea.**

TIMER KIT



Time Controlled from 1-100sec.
Ideal to be used as time delay unit for burglar alarm, photo service, and other purposes.
Max. loading 110V, 2 AMP
Supply voltage 12-18V D.C.
FT-30 ELECTRONIC IC TIMER **\$11.50 each**

ELECTRONIC ALARM SIREN



COMPLETE UNIT
Ideal for use as an Alarm Unit, or hookup to your car back up to make a reverse indicator
Light Output up to 130 dB.
Voltage Supply 6~12V **\$7.50**

19 KEY HEXADECIMAL KEY PAD



• 1-0 • Homekey
• ABCDEF • ← → Key
SPECIAL \$10.50 ea.

Low Cost Hexadecimal 16 Key Pad



Designed for Calculator
Can be used for Computer Data Entry Pad or Digital Lock
All key tops blank with super good touch feeling **\$0.95 ea.**

DIGITAL ELECTRONIC LOCK KIT



for auto ignition, entry door, burglar, alarm, etc.
CMOS I.C., 4 Digits Programmable IN CIRCUIT Any Combination
400R RELAY AND KEY PAD NOT INCLUDED

POWER SUPPLY KIT



0-30V D.C. REGULATED
Uses UA723 and ZN3055 Power TR output can be adjusted from 0-30V, 2 AMP. Complete with PC board and all electronic parts.
0-30 POWER SUPPLY **\$9.50 each**

Transformer for Power Supply, 2 AMP 24V x 2 **\$4.50 ea.**
30V DC Panel Meter **\$4.20**


MA1003, 12V DC CLOCK MODULE



Built in X'TAL controlled time base. Protected against automotive volt transients. Automatic brightness control with 0.3" green color display. Display turnoff with ignition "OFF".
\$19.50

QUARTZ CRYSTALS

- 1 MHz \$4.95
- 2 MHz \$5.25
- 4 MHz \$5.25
- 10 MHz \$5.25
- 3.579 MHz \$1.25
- Color TV Type



ELECTRONIC SWITCH KIT

CONDENSER TYPE
Touch on Touch Off
Use 7473 I.C. and 12V relay
\$5.50 each

VHF MODULATOR

For TV Game or Computer
This unit converts the Video Signal to RF Signal
Video input 1VDC-5V Output 1.5 MV
61.25 MHz (channel 3)
Frg. Adjustable - 3 MHz
ONLY **\$4.50**

TI 1955
Alternate AY38500 1
6 Game (28 Pin Dip)
TV Game Chip with Data
Tennis Squash hockey,
practice & 2 shooting.
Special Only **\$6.50**
PC Board for TV Game with Data \$2.50 ea.
Switch Box between Game & TV \$1.25 ea.

RCA STEREO AM-FM MUX TUNER AMP



5 Watt Per Channel RMS With 8 Track Tape Player Built In
Manufactured by RCA, maker of Quality Systems. All Solid State Circuitry with Beautifully detailed panel. Limited Quantity.
ONLY **\$53.50 ea.**

ON-SCREEN TV CLOCK KIT

Same one as in July Radio Electronics. Kit includes PC Board, MM5318 and MM5841 chip. All other electronic parts with transformer.
ONLY **\$21.00**

BIPOLAR LED

Jumbo Size red/green change color when reverse polarity of voltage. Ideal for go/no-go indicator.
Two for \$1.00

I.C. TEST CLIPS

Same as the E-2 clips With 20" Long Leads in Black and Red Colors
\$2.75 per pair

TV Games



Direct Sales Only **\$19.50**

- FEATURES:
- 4 Games-Tennis, Hockey, Racquet Handball and Single Handball.
 - Auto counter display on the screen.

WIRE WRAPPING TOOL



\$29.50
Wire Wrapping In Bulk
100' **\$2.00**
500' **\$8.50**



Sub Mini Size PANEL METER 500 U.A.
ONLY **\$1.20 ea.**

MATCHED PAIR
POWER TRANSISTORS
MOTOROLA MJE2955 PNP
MJE3055 NPN
MS 244 SPDT 1.00 0.90
MS 245 DPDT 1.20 1.10
10 AMP 60 VOLT 90 WATTS
\$2.25 PER PAIR

TRANSFORMERS

ALL 117 VOLT INPUT
30V at 15 amp \$30.00 ea.
36V CT at 3 amp \$ 4.50 ea.
50V CT at 2 5amp \$ 4.50 ea.
48V CT at 2 5amp \$ 4.50 ea.
12V/24V at 2 amp \$ 3.90 ea.
24V CT at 800MA \$ 1.80 ea.
0.8V-12V at 400MA \$ 1.80 ea.

AC POWER SUPPLY

Adapter Type Transformer
12V AC Output 200 MA
\$2.75 each
6V DC Output 130MA **\$1.90 ea.**
8.7VDC Output 130MA **\$1.90 ea.**
12V DC Output 100MA **\$1.90 ea.**

150UA METER

only **\$1.50 ea.**

50 UA PANEL METER

First designed for metal Finder Scaled from 0-10 but can be erased and your own scale put on top. Brand new in box
Only **\$3.80 ea.**

CLOCK KIT MOST POPULAR MM5314 KIT

WITH A NEW CASE!
Features: 12 Hour Display
50 60 HZ Input 6 Digits Readout
Kit includes: Case, Color Plastic Case
MM5314 Clock Chip PC Boards and Trans
former, 6 Green Color 0.3" Tube Readouts
All other Transistors Drivers and other Components.
Special Only **\$14.95 ea.**

MINI-SIZED I.C. AM RADIO

Size smaller than a box of matches!
Receives all AM stations
Batteries and ear phone included



Only **\$8.50**

MINI-MINI TOGGLE SWITCH

Half-size of submini toggle switch rated 3 amp 125V AC contact
1 9 10 99
MS 2432P SPST 0.90 0.80
MS 244 SPDT 1.00 0.90
MS 245 DPDT 1.20 1.10
LARGE QUANTITY AVAIL FOR OEM

SUBMINIATURE TOGGLE SWITCHES

SPDT On Off \$1.30 ea.
DPDT On Off \$1.50 ea.
3PDT On Off \$1.75 ea.
Mini Size Router Type
Also Available at the Same Price

JOY STICK

4-100K Volume pot in one unit, vary resistance proportional to the angle of the stick. Perfect for electronic games or model remote control.
only **\$5.50**

PUSH-BUTTON SWITCH

N/Open Contact
Color: Red, White, Blue, Green, Black, 4/\$1.00
N/Close also 50c ea.
LARGE QTY AVAILABLE

SOLID STATE ELECTRONIC BUZZER

Mini Size 1" x 3/4" x 3/4"
Supply voltage 1.5V-12V
Ideal for Alarm or Tone Indicator
\$1.50 each

MINIMUM ORDER \$10.00 California residents add 6% sales tax. All orders add 10% postage for out of state. Overseas countries add 15% of total order for postage. SEND CHECK OR MONEY ORDER TO

1/78



FORMULA INTERNATIONAL INC.

12603 CRENSHAW BOULEVARD • HAWTHORNE CALIFORNIA 90250

For more information please call (213) 679-5162

STORE HOURS 10-7 Monday-Saturday



projection television lenses



Convert color TV to GIANT SCREEN with Model P-1.85 Plastic Lens

- Focal length 12" • f1.85
- Diameter 6.5" • Length 6.5"
- Complete with mounting ring and instructions

\$140 each

Model G-2.5 Glass Lens

- Focal length 12" • f2.5
- Diameter 5" • Length 4 3/8"
- Complete with mounting ring and instructions

\$165 each



ALSO AVAILABLE

- Newly developed Fresnel 2 element lens in molded hood; designed for easy mounting. Also available in separate elements.
- Newly developed High Efficiency Projection Screens in sizes 30" x 40" and 40" x 51".
- Projection kit complete with TV set. ALL AT LOW, LOW PRICES.

Write or call Bill Spellman

MIAMI FLOCK EQUIPMENT CO., INC.

Optical Division


304 N. E. 79th Street, Miami, Florida 33138 • (305) 759-3124

CIRCLE 32 ON FREE INFORMATION CARD

FREE! GTS-10 two-volume owner's manual.

Get all the facts on the new GTS-10 General Television Servicer - the concept that is changing the course of TV servicing! Advanced yet sensibly priced at \$349.00 the GTS-10 is the ultimate instrument on the TV service equipment market.

In addition to free two-volume set of GTS-10 owner's manuals you will receive a comprehensive 6 page full color brochure - describing its profit making potential and its many unique patterns as well as information on our 30 day shop trial of GTS-10 General Television Servicer.



SEND TODAY!

Limited time offer on FREE manuals.

Telephone orders of GTS-10 General Television Servicer on VISA and MASTER CHARGE accepted for same day shipment. (303) 275-8991.

ATC AMERICAN TECHNOLOGY CORP.
225 Main Street
Canon City, CO 81212

Send \$1.00 if First Class delivery is desired.

Name _____ Phone _____
 Company _____
 Address _____
 City _____ State _____ Zip _____

RE01

| | |
|--|--|
| UNIVERSAL 4K x 8 MEMORY BOARD KIT \$74.50 | PRINTED CIRCUIT BOARD 4 1/2" x 6 1/2" SINGLE SIDED EPOXY BOARD 1 1/8" thick unetched \$60 ea. 5/\$260 |
| 32 2102 1 fully buffered, 16 address lines, on board decoding for any 4 of 64 pages, standard 44 pin buss | 7 WATT LD-65 LASER DIODE IR \$89.50 |
| EXPANDABLE F8 CPU BOARD KIT \$99.00 featuring Fairbit PSU 1K of static ram, RS 232 interface, documentation, 64 BYTE register | 2N 3820 P FET \$.45 2N 5457 N FET \$.45 2N 2646 \$.45 ER 900 TRIGGER DIODES 4 \$1.00 2N 6028 PROG UJT \$.65 |
| 4K BASIC FOR FAIRBIT F8 on paper tape: \$25.00 | MINIATURE MULTI-TURN TRIM POTS 100, 500, 1K, 2K, 5K, 10K, 25K, 50K, 100K, 200K, 500K 1 Meg \$75 each 3/\$2.00 |
| C/MOS (DIODE CLAMPED) | CCD202 100 x 100 charge coupled device image sensor, 1000 lines resolution \$145.00 |
| 74C10 22 4012 22 4023 22 4046 2.25 74C193 1.50 4013 40 4024 75 4049 40 4001 22 4016 95 4025 22 4050 40 4002 22 4016 40 4027 40 4051 1.50 4006 1.20 4017 1.05 4028 88 4055 1.50 4007 22 4018 1.00 4029 1.10 4071 27 4009 42 4019 25 4030 22 4076 1.05 4011 42 4020 1.05 4035 1.10 4011 22 4022 95 4042 78 | VERIPAX PC BOARD This board is a 1 1/8" single sided paper epoxy board, 4 1/2" x 6 1/2" DRILL LED and ETCHED which will hold up to 21 single 14 pin IC's or 8, 16, or LSI DIP IC's with buses, 16 pin power supply connector, \$4.00 |
| WSU 30 Hand wire wrap tool used to wrap, unwrap & strip #30 wire \$5.30 | MV 5691 YL YELLOW GREEN \$.90 EP 100 PHOTO TRANS. \$.50 BIPOLAR LED \$.90 RED, YELLOW, GREEN or AMBER LARGE LED'S \$6.00/100 1 1/8" IMCT 21 pin sockets \$.75 100/51.00 MOLEX PINS \$1.00/1000/\$8.00 |

| | | | | | | | | | | | | | | | | | | | | | | |
|--|--------------------------------------|--|------------------------------------|--|--|--|--|---------------------------------|-------------------------------|------------------------------|-----------------------------|----------------------|-------------------------------|--------------------------------|-----------------------------|-----------------------------|--------------------------|---------------------|---------------------|-------------------------|---------------------------|-----------------------------|
| 2/08 8K EPROM \$15.75 | 2522 STATIC SHIFTER 6 \$ 1.95 | 2513 CHARACTER GEN \$ 2.50 | 2518 4K x 32 BIT SR \$ 1.19 | 21021 1024 BIT RAM \$ 3.50 | 21078 \$ 3.50 | MK4008P \$ 1.95 | 5280 4K DYNAMIC RAM \$ 4.75 | 1101A 256 BIT RAM \$.75 | MM5203 UV PROM \$ 6.95 | 1702A UV PROM \$ 4.95 | 5204 4K PROM \$ 1.95 | 82523 \$ 1.95 | AY-5 1013 UART \$ 6.95 | | | | | | | | | |
| LIGHT ACTIVATED SCR'S TO 18 200V 1A \$ 1.10 | IN 4148 (IN914) 15 \$1.00 | MG 87 OPTICAL LIMIT SWITCH \$1.50 | LED READOUTS | FND 359 C.C. 4" \$ 50 DL-704 3" C.C. \$.95 | FND 70 C.C. 4" \$ 55 MAN-7 3" C.A. \$.95 | FND 503 C.C. 5" \$ 85 NS 33 3 dig. array \$.75 | FND 510 C.A. 5" \$ 85 DI 747 C.A. 6" \$1.95 | REGULATORS | 309K \$.95 | 340K 5, 12, 15 \$.85 | 723 \$.50 | or 24V \$.85 | LM 376 \$.60 | 3401 5, 6, 8, 12 \$1.40 | 320K 5 or 15V \$1.40 | 15 1/8 or 24V \$1.10 | 320T 5, 15 \$1.35 | 78 MC \$1.35 | 79 MC \$1.35 | RS232 CONNECTORS | DB 25P male \$2.95 | DB 25S female \$3.50 |

| | |
|---------------------------------------|----------------------------|
| TRANSISTOR SPECIALS | TTL IC SERIES |
| 2N3588 NPN Si TO 66 \$.95 | 7400 16 7445 65 74151 65 |
| 2N3772 NPN Si TO 3 \$ 1.00 | 7401 16 7446 70 74153 65 |
| 2N1546 PNP GE TO 3 \$.75 | 7402 16 7447 65 74151 1.00 |
| 2N4008 PNP Si TO 3 \$ 1.00 | 7403 16 7448 70 74155 70 |
| 2N6006 NPN Si TO 3 Darlington \$ 1.70 | 7404 20 7450 15 74157 65 |
| 2N5086 PNP Si TO 92 \$ 1.00 | 7405 20 7472 32 74161 85 |
| 2N4898 PNP TO 66 \$.60 | 7406 25 7473 32 74163 80 |
| 2N404 PNP GE TO 5 \$ 5 1.00 | 7407 25 7474 32 74164 95 |
| 2N3919 NPN Si TO 3 RF \$ 1.50 | 7408 20 7475 45 74165 1.05 |
| MP5A 13 NPN Si TO 92 \$ 3 1.00 | 7409 20 7476 30 74173 1.35 |
| 2N3767 NPN Si TO 66 \$.70 | 7410 16 7480 45 74174 95 |
| 2N2222 NPN Si TO 18 \$ 5 1.00 | 7411 20 7483 70 74175 90 |
| 2N3055 NPN Si TO 3 \$.60 | 7412 20 7485 87 74176 75 |
| 2N3904 NPN Si TO 92 \$ 5 1.00 | 7413 39 7486 30 74177 75 |
| 2N3906 PNP Si TO 92 \$ 5 1.00 | 7414 85 7489 1.85 74180 65 |
| 2N5296 NPN Si TO 220 \$.50 | 7416 25 7490 45 74181 2.00 |
| 2N6103 PNP Si TO 720 \$.55 | 7417 25 7491 65 74190 2.20 |
| 2N3638 PNP Si TO 5 \$ 1 1.00 | 7420 16 7492 43 74191 1.20 |
| 2N6511 NPN TO 92 Si \$ 1 1.00 | 7425 25 7493 45 74192 83 |
| | 7426 25 7494 70 74193 83 |
| | 7427 25 7495 65 74194 85 |
| | 7430 16 7496 65 74195 85 |
| | 7432 25 7497 28 7425 86 |
| | 7437 24 7498 33 74279 87 |
| | 7438 24 74123 65 75401 50 |
| | 7440 16 74125 40 75402 50 |
| | 7441 70 74126 40 |
| | 7442 52 74150 1.10 |

| | | | | |
|--------------------------|--------------------------------|------------------------------------|-------------------------------------|------------------------------------|
| Full Wave Bridges | SANKEN AUDIO POWER AMPS | TANTALUM CAPACITORS | 74LS SERIES | LINEAR CIRCUITS |
| PRV 2A 6A 25A \$ 4.00 | S-1010 G 10 WATTS \$ 7.95 | 22UF 35V 5 \$1.00 10UF 10V \$.25 | 74LS00 26 74LS126 65 LM 10 748 29 | 74LS02 26 74LS132 88 LM 101 748 29 |
| 100 .75 1.25 2.00 | S-1020 G 20 WATTS \$15.95 | 58UF 35V 5 \$1.00 15UF 35V \$3.10 | 74LS03 26 74LS136 39 LM 30F 70 | 74LS04 28 74LS138 72 LM 311 75 |
| 400 .95 1.50 3.00 | S-1050 G 50 WATTS \$27.95 | 1UF 35V 5 \$1.00 30UF 6V 5 \$1.00 | 74LS05 28 74LS139 72 LM 311 75 | 74LS06 28 74LS139 72 LM 311 75 |
| 600 1.20 1.75 4.00 | | 2.2UF 20V5 \$1.00 33UF 35V \$.40 | 74LS08 28 74LS151 98 LM 318 1.00 | 74LS09 28 74LS153 93 LM 314 95 |
| | | 3.3UF 35V 4 \$1.00 47UF 20V \$.35 | 74LS10 26 74LS155 2.00 LM 324 -1.05 | 74LS10 26 74LS156 95 LM 331 1.10 |
| | | 4.7UF 15V 5 \$1.00 68UF 15V \$.60 | 74LS11 26 74LS157 1.02 LM 331 1.10 | 74LS11 26 74LS157 1.02 LM 331 1.10 |
| | | | 74LS12 26 74LS160 1.02 LM 374 1.15 | 74LS12 26 74LS160 1.02 LM 374 1.15 |
| | | | 74LS12 26 74LS161 1.02 LM 374 1.15 | 74LS12 26 74LS161 1.02 LM 374 1.15 |
| | | | 74LS12 26 74LS162 1.02 LM 389 95 | 74LS12 26 74LS162 1.02 LM 389 95 |
| | | | 74LS12 26 74LS163 1.02 LM 381 1.25 | 74LS12 26 74LS163 1.02 LM 381 1.25 |
| | | | 74LS12 26 74LS164 1.02 LM 381 1.25 | 74LS12 26 74LS164 1.02 LM 381 1.25 |
| | | | 74LS12 26 74LS165 1.02 LM 381 1.25 | 74LS12 26 74LS165 1.02 LM 381 1.25 |
| | | | 74LS12 26 74LS166 1.02 LM 381 1.25 | 74LS12 26 74LS166 1.02 LM 381 1.25 |
| | | | 74LS12 26 74LS167 1.02 LM 381 1.25 | 74LS12 26 74LS167 1.02 LM 381 1.25 |
| | | | 74LS12 26 74LS168 1.02 LM 381 1.25 | 74LS12 26 74LS168 1.02 LM 381 1.25 |
| | | | 74LS12 26 74LS169 1.02 LM 381 1.25 | 74LS12 26 74LS169 1.02 LM 381 1.25 |
| | | | 74LS12 26 74LS170 1.02 LM 381 1.25 | 74LS12 26 74LS170 1.02 LM 381 1.25 |
| | | | 74LS12 26 74LS171 1.02 LM 381 1.25 | 74LS12 26 74LS171 1.02 LM 381 1.25 |
| | | | 74LS12 26 74LS172 1.02 LM 381 1.25 | 74LS12 26 74LS172 1.02 LM 381 1.25 |
| | | | 74LS12 26 74LS173 1.02 LM 381 1.25 | 74LS12 26 74LS173 1.02 LM 381 1.25 |
| | | | 74LS12 26 74LS174 1.02 LM 381 1.25 | 74LS12 26 74LS174 1.02 LM 381 1.25 |
| | | | 74LS12 26 74LS175 1.02 LM 381 1.25 | 74LS12 26 74LS175 1.02 LM 381 1.25 |
| | | | 74LS12 26 74LS176 1.02 LM 381 1.25 | 74LS12 26 74LS176 1.02 LM 381 1.25 |
| | | | 74LS12 26 74LS177 1.02 LM 381 1.25 | 74LS12 26 74LS177 1.02 LM 381 1.25 |
| | | | 74LS12 26 74LS178 1.02 LM 381 1.25 | 74LS12 26 74LS178 1.02 LM 381 1.25 |
| | | | 74LS12 26 74LS179 1.02 LM 381 1.25 | 74LS12 26 74LS179 1.02 LM 381 1.25 |
| | | | 74LS12 26 74LS180 1.02 LM 381 1.25 | 74LS12 26 74LS180 1.02 LM 381 1.25 |
| | | | 74LS12 26 74LS181 1.02 LM 381 1.25 | 74LS12 26 74LS181 1.02 LM 381 1.25 |
| | | | 74LS12 26 74LS182 1.02 LM 381 1.25 | 74LS12 26 74LS182 1.02 LM 381 1.25 |
| | | | 74LS12 26 74LS183 1.02 LM 381 1.25 | 74LS12 26 74LS183 1.02 LM 381 1.25 |
| | | | 74LS12 26 74LS184 1.02 LM 381 1.25 | 74LS12 26 74LS184 1.02 LM 381 1.25 |
| | | | 74LS12 26 74LS185 1.02 LM 381 1.25 | 74LS12 26 74LS185 1.02 LM 381 1.25 |
| | | | 74LS12 26 74LS186 1.02 LM 381 1.25 | 74LS12 26 74LS186 1.02 LM 381 1.25 |
| | | | 74LS12 26 74LS187 1.02 LM 381 1.25 | 74LS12 26 74LS187 1.02 LM 381 1.25 |
| | | | 74LS12 26 74LS188 1.02 LM 381 1.25 | 74LS12 26 74LS188 1.02 LM 381 1.25 |
| | | | 74LS12 26 74LS189 1.02 LM 381 1.25 | 74LS12 26 74LS189 1.02 LM 381 1.25 |
| | | | 74LS12 26 74LS190 1.02 LM 381 1.25 | 74LS12 26 74LS190 1.02 LM 381 1.25 |
| | | | 74LS12 26 74LS191 1.02 LM 381 1.25 | 74LS12 26 74LS191 1.02 LM 381 1.25 |
| | | | 74LS12 26 74LS192 1.02 LM 381 1.25 | 74LS12 26 74LS192 1.02 LM 381 1.25 |
| | | | 74LS12 26 74LS193 1.02 LM 381 1.25 | 74LS12 26 74LS193 1.02 LM 381 1.25 |
| | | | 74LS12 26 74LS194 1.02 LM 381 1.25 | 74LS12 26 74LS194 1.02 LM 381 1.25 |
| | | | 74LS12 26 74LS195 1.02 LM 381 1.25 | 74LS12 26 74LS195 1.02 LM 381 1.25 |
| | | | 74LS12 26 74LS196 1.02 LM 381 1.25 | 74LS12 26 74LS196 1.02 LM 381 1.25 |
| | | | 74LS12 26 74LS197 1.02 LM 381 1.25 | 74LS12 26 74LS197 1.02 LM 381 1.25 |
| | | | 74LS12 26 74LS198 1.02 LM 381 1.25 | 74LS12 26 74LS198 1.02 LM 381 1.25 |
| | | | 74LS12 26 74LS199 1.02 LM 381 1.25 | 74LS12 26 74LS199 1.02 LM 381 1.25 |
| | | | 74LS12 26 74LS200 1.02 LM 381 1.25 | 74LS12 26 74LS200 1.02 LM 381 1.25 |

| | | |
|-------------------------|------------------------------------|----------------------------------|
| REGULATORS | TRIACS | SCR'S |
| 309K \$.95 | PRV 1A 10A 25A 1.5A 6A 35A \$ 4.00 | 100 40 70 1.30 40 50 1.20 |
| 723 \$.50 | 200 70 1.10 1.75 60 70 1.60 | 400 1 10 1.60 2.60 100 1 20 2.20 |
| LM 376 \$.60 | 600 1 70 2.30 3.60 1 50 3.00 | |
| 320K 5 or 15V \$1.40 | | |
| 320T 5, 15 \$1.35 | | |
| or 24V \$1.10 | | |
| 78 MC \$1.35 | | |
| 79 MC \$1.35 | | |
| RS232 CONNECTORS | | |
| DB 25P male \$2.95 | | |
| DB 25S female \$3.50 | | |

| | |
|---|---|
| M/7001 ALARM CLOCK CHIP \$5.75 | MINIATURE DIP SWITCHES |
| CGM 6571A 4 x 9 upper & lower \$10.75 | CGM 6571A 4 x 9 upper & lower \$10.75 |
| C75-206-8 Eight SPST switches in 1 1/8 pin dip package \$2.20 | C75-206-8 Eight SPST switches in 1 1/8 pin dip package \$2.20 |
| 5V SPST Miniature reed relay normally closed 330 Ohm resistance \$7.35 \$2.00 | 5V SPST Miniature reed relay normally closed 330 Ohm resistance \$7.35 \$2.00 |
| ALCO MINIATURE TOGGLE SWITCHES | ALCO MINIATURE TOGGLE SWITCHES |
| MTA 106 SPDT \$1.20 | MTA 106 SPDT \$1.20 |
| MTA 206 DPDT \$1.70 | MTA 206 DPDT \$1.70 |

| | |
|------------------------------------|----------------------------------|
| TRIACS | SCR'S |
| PRV 1A 10A 25A 1.5A 6A 35A \$ 4.00 | 100 40 70 1.30 40 50 1.20 |
| 200 70 1.10 1.75 60 70 1.60 | 400 1 10 1.60 2.60 100 1 20 2.20 |
| 600 1 70 2.30 3.60 1 50 3.00 | |

| | |
|------------------------------------|----------------------------------|
| TRIACS | SCR'S |
| PRV 1A 10A 25A 1.5A 6A 35A \$ 4.00 | 100 40 70 1.30 40 50 1.20 |
| 200 70 1.10 1.75 60 70 1.60 | 400 1 10 1.60 2.60 100 1 20 2.20 |
| 600 1 70 2.30 3.60 1 50 3.00 | |

Terms: FOB Cambridge, Mass. Send Check or Money Order. Include Postage. Minimum Order \$5.00, CO's \$20.00. Send 25¢ for our catalog featuring Transistors and Rectifiers 145 Hampshire St., Cambridge, Mass.



SOLID STATE SALES
P.O. BOX 74D
SOMERVILLE, MASS. 02143 TEL. (617) 547-4005

WE SHIP OVER 95% OF OUR ORDERS THE DAY WE RECEIVE THEM

CIRCLE 48 ON FREE INFORMATION CARD

www.americanradiohistory.com

Poly Pak's EXCLUSIVE Avg. Ship. Wt. 6 ozs. \$1.98



YOUR CHOICE OF ANY KIT

Buy 10 BARREL KITS AND CHOOSE THE 11TH KIT Free

100'S OF BARRELS PURCHASED!

For the first time anywhere, Poly Pak merchandisers introduce a new way in buying the economical way. Raw stock from the "barrel"! Remember the "good ole days"? They're back again. The same way merchandisers

throughout the United States buy from various factories... their overruns in barrels. Poly Pak has done the same. Therefore you are getting the same type of material as the RE-TESTERS DO!

Every kit carries a money back guarantee!

BARREL KIT #229 SHIELDED CABINETS 40-ft. \$1.98 For mikes, stereos, 1-cond. plus shield, 22 ga. vinyl jacket. Wt. 1 lb. Cat. No. 1R3577

BARREL KIT #205 MINI BLOCK CAPACITORS 50 for \$1.98 Unbelievable! Worth \$50 High precision submini. caps for all applications. Wt. 3 ozs. No. 1R3528

BARREL KIT #184 1/2-WATT METAL FILM 150 for \$1.98 Popular, 100s projects, bl. fl. etc. Factory dumps into barrel! Excellent asmt. of 100% metal film resistors. Long leads! 1R3813

BARREL KIT #180 HOBBY VOLTAGE REGULATORS 10 for \$1.98 Central's "hobby" barrelled by the pound, but who wants to check 'em? Your gain. Cat. No. 1R3330

BARREL KIT #144 RCA PHONO PLUGS 40 for \$1.98 1,000,000 RCA phono plugs for this one. You hi-fiers know what they are. Guaranteed 100% material. Look at the price. No. 1R3293

BARREL KIT #126 UPRIGHT ELECTROS 40 for \$1.98 Wide asst. of values from 1mf to 300mf in mixture of voltages, 100% marked good. Why barrelled? Cat. No. 1R3226 4ozs

BARREL KIT #104 SLIDE VOLUME CONTROLS 15 for \$1.98 Used in hi-fi volume control maker unloads. Asst. values, what a buy. Worth \$1 ea. 1R3057

BARREL KIT #86 HOBBY LEDS 40W for \$1.98 Factory rejects, hobby, electronic rejects. May include 5, 6, 12, 15, 18 or 24 volts, TO-18, TO-18, TO-18, TO-18. Wt. 4 ozs. No. 1R2859

BARREL KIT #62 MIXED IC'S 100 for \$1.98 All types, 7400's, 4000's, 4000's, RAMS, ROMS, RTL, DTL, linears of all kinds. What a mix. Hobby and untested. Wt. 12 oz. 1R2730

POLY PAKS CHIPS AWAY IC & XTAL PRICES

Table listing various IC and XTAL components with their prices. Includes Stopwatch, Six TV Games, 4 1/2 Digit DVM, Volt Control Osc, Encoder ROM BCD, 350 MHz Prescaler, Touch Tone Encoder, MK2002P, Char. Gen. (2E13 equal), Frequency Counter, pair, 3 1/2 Digit DPM, Alarm Clock, Microprocessor, 4702A, 6K EPROM, 2102-1, 11C900C, KR2378-139, BCD Encoder ROM, KR2378-5T, ASCII Encoder ROM, MM5369, 60MHz Time Base, 3.079MHz, 1.8MHz Touch Tone Xtal.

BARREL KIT #225 SOUND TRIGGERS 3 for \$1.98 "Hand clp" sensitive crystal mike amplifier, triggers SCR. Use for alarms, etc! Wt. 6 ozs. 1R3625

BARREL KIT #203 CALCULATOR KEYBOARDS 10 for \$1.98 It's true! 20-key, 4 function keyboards at ridiculous give-away! Wt. 12 ozs. Cat. No. 1R3524

BARREL KIT #182 JUMBO RED LEDS 15 for \$1.98 100% material, user cancellation from factory dumps. 1V 10 mA. For 100 of project, red lens. Cat. No. 1R3369

BARREL KIT #149 ROCKER SWITCHES 12 for \$1.98 Barrels 'n barrels, so many, our customers should get the deal! No. 1R3502

BARREL KIT #128 MINI-DIP IC'S 100 for \$1.98 741's, LM380, 703, 567, 555, who knows? Factory mixed, you test. Untested and hobby. Wt. 1 lb. Cat. No. 1R3245

BARREL KIT #109 TERMINAL STRIPS 100 for \$1.98 Wide asst. of terminal strip connectors, from 1 contact up. Strip, manufacturer's barrel dump 1R3136

BARREL KIT #03 1/2-WATTERS 200 for \$1.98 Resistor factory tried to fool us by mixing 100-ohm, color-coded resistors in barrel. But value is there.

BARREL KIT #76 1-WATT ZENERS 100 for \$1.98 Factory sack as 100-mw's. Never-to-sep again after it. 10, 12, 15, 18, 24V, under glass. Double plug 1R2744

BARREL KIT #56 POWERS! POWERS! 100 for \$1.98 Large distributor (grounded house) Barrels of power resistors 3 to 25 watts. Cat. No. 1R2724

BARREL KIT #35 NEON LAMPS 30 for \$1.98 Famous NE-2's. All prime, but factory made millions and barrelled 'em. Your advantage. 1R2613

BARREL KIT #25 METAL CAN TRANSISTORS 100 for \$1.98 Factory unloads barrels of prime, hobby and untested TO-9, TO-18 and TO-18 transistors. Marked and unmarked. Wt. 20 ozs. Cat. No. 1R2603

BARREL KIT #10 ROMS-REGISTERS 75 for \$1.98 Hobby and untested, marked and internal numbers, from 2K to 40 pins. Wt. a buy! Wt. 16 ozs. No. 1R2424

BARREL KIT #3 LINEAR OP AMPS, DIPS 75 for \$1.98 Untested hobby. May include 703's, 741's, 703's, 740 series, 50's and 60's. Marked and unmarked. Cat. No. 1R2416

BARREL KIT #221 IC SOCKETS 8 for \$1.98 Mfr unloads! Four 14-pin, four 18-pin. Solder tail, lo-profile. No. 1R3621

BARREL KIT #201 6V INDICATORS w/leads 15 for \$1.98 Test lamp manufacturer dumps inventory! Worth 69¢ ea. Like gram-o-what. Cat. No. 1R3526

BARREL KIT #181 MICRO ZENERS 100 for \$1.98 1-Watt, tiny, 100% axial lead, from 2V to 30V. Material. Diodes, clocks, calculators, DO-7 & micro epoxy units. Cat. No. 1R3368

BARREL KIT #177 LED DRIVER IC'S 30 for \$1.98 IIT version of 7549 and 741, for driving multiple LEDs. Clocks, calculators, etc. 14-pin dips, untested, excellent yield. 1R3360

BUY 100 BY 15% OFF 25% OFF Order by Cat. No. 1R1981 We know we have the lowest prices!!

BARREL KIT #71 TRANSISTOR ELECTROS 50 for \$1.98 "Hugs" us why the factories dump 'em in barrels. We don't wish separate wide-asst values & values to 400 mf. 1R2747

BARREL KIT #54 READOUTS 10 for \$1.98 Bargain of a lifetime. We got a barrel of 'em, but no time to test. Untested and hobby. Multiplexed, bladed type. Wt. 8 ozs. 1R2722

BARREL KIT #31 METALLIC RESISTORS 100 for \$1.98 Made mostly by Corning, the finest resistor made. Mostly 1/2 watters, 1% to 5% tol., & a barrel of values. 1R2609

BARREL KIT #19 DIPPED MYLARS 60 for \$1.98 Finest capacitors made. Many flash. Insuring factories dumping 'em in barrels. Cat. No. 1R2697

BARREL KIT #7 VOLUME CONTROL BONANZA! 30 for \$1.98 All the famous plastic power tabs type. Raw factory who'll do the 10 amp. Cat. No. 1R2419

BARREL KIT #1 DIP IC'S 75 for \$1.98 Marked 14 and 16 pin dips, may include gates, flip-flops, registers, counters, who knows? Guaranteed satisfaction. Untested, hobby. Wt. 14 ozs. 1R2415

BARREL KIT #253 WE CORDS 8 for \$1.98 100's of AC power used! Heavy-duty, 6-ft. long, 1K gauge. 100% vinyl insulation & molded plug. Wt. 8 ozs. 1R3843

BARREL KIT #270 BRIDGES! BRIDGES! 20 for \$1.98 We had 2 tons of 2-1, 10 and 25 amp full wave bridges. How good, we don't know. Untested and hobby. Wt. 8 ozs. 1R2222

BARREL KIT #249 UTILITY AC OUTLET 12 for \$1.98 Great for AC appliances, stereos. For 1/2 x 15/16" mounting hole, with 6" wire leads! Wt. 12 ozs. Cat. No. 1R3768

BARREL KIT #219 MIXED READOUTS 15 for \$1.98 Barrels of untested 17" 6V, 7-seg. Like PND-357, 500, 603, MAN-3's. Wt. a buy! No. 1R3619

BARREL KIT #200 6-DIGIT READOUT MODULES 15 for \$1.98 Barrels and barrels and no time to test. Calculator and driver chips. Bench epoxy on back. Wt. 6 oz. 1R3818

BARREL KIT #177 LED DRIVER IC'S 30 for \$1.98 IIT version of 7549 and 741, for driving multiple LEDs. Clocks, calculators, etc. 14-pin dips, untested, excellent yield. 1R3360

BARREL KIT #183 MINI-TRANSFORMERS 30 for \$1.98 Brand new pots, for pc use. Asst. values 100 to 1 meg (approx.) 100% factory. Factory discontinued line & barrelled 'em. What a buy. Single turn. 1/4 W. No. 1R3348

BARREL KIT #145 MINI TRANSFORMER 15 for \$1.98 Miniature transformer back again. Asst. outputs, inter. 100V and audio. Only 1/4 lb. Wt. 2 lbs. 1R3294

BARREL KIT #127 AXIAL ELECTROS 40 for \$1.98 Truthfully the factories do all of us a favor. Wt. A BUNCH of resistors, capacitors and voltages. No. 1R3227

BARREL KIT #107 SQUARE OHMS 60 for \$1.98 Factory people are sometimes "fused" when they topple prime square ohms mix 'em up in barrels. Asst. values watts. 1R3098

BARREL KIT #71 CAPACITOR SPECIAL 100 pcs. \$1.98 100% good. Empty stockrooms into barrels of mylars, poly's, mica's, moldeds, plastics, ceramics, discs. 1R2736

BARREL KIT #40 HOBBY PNP POWER TRANSISTORS 15 for \$1.98 Popular germanium and silicon TO-18, factory "off-spec" and fallout, 100% good. No shorts, no shorts. Wt. 16 ozs. No. 1R2618

BARREL KIT #30 PREFORMED RESISTORS 200 for \$1.98 We got barrels of 1/4 and 1/2 watters for pc use. You'll get even amount. 100, 100, 100 watters. Cat. No. 1R2608

BARREL KIT #17 LINEAR AND 74'S DIPS 100 for \$1.98 Untested and hobby, from factory to you. Marked and unmarked, some with internal numbers. Wt. 18 ozs. Cat. No. 1R2431

BARREL KIT #4 "4000" RECTIFIERS 100 for \$1.98 These are the famous micro inductor rectifiers of the 13,000 series. May include 25, 50, 100, 200, 400, 600, 800 and 1000 volts. Cat. No. 1R2417

BARREL KIT #244 HOBBY 1702A ROMS 3 for \$1.98 Hobby factory of the famous erasable programmable ROM. 2048 bit. Cat. No. 1R3720

BARREL KIT #210 GLOW-IN PANELS 3 for \$1.98 4" x 1" panels that glow blue-green with 110VAC. Use for night lights, indicators, etc. Cat. No. 1R3550

BARREL KIT #185 PC BOARDS 400 PARTS \$1.98 Computer maker dumps 1000's of PC boards loaded with IC's, resistors, diodes, transistors, etc. Wt. 2 lbs. No. 1R3388

BARREL KIT #183 MINI-TRANSFORMERS 30 for \$1.98 Brand new pots, for pc use. Asst. values 100 to 1 meg (approx.) 100% factory. Factory discontinued line & barrelled 'em. What a buy. Single turn. 1/4 W. No. 1R3348

BARREL KIT #145 MINI TRANSFORMER 15 for \$1.98 Miniature transformer back again. Asst. outputs, inter. 100V and audio. Only 1/4 lb. Wt. 2 lbs. 1R3294

BARREL KIT #127 AXIAL ELECTROS 40 for \$1.98 Truthfully the factories do all of us a favor. Wt. A BUNCH of resistors, capacitors and voltages. No. 1R3227

BARREL KIT #107 SQUARE OHMS 60 for \$1.98 Factory people are sometimes "fused" when they topple prime square ohms mix 'em up in barrels. Asst. values watts. 1R3098


BARREL KIT #71 CAPACITOR SPECIAL 100 pcs. \$1.98 100% good. Empty stockrooms into barrels of mylars, poly's, mica's, moldeds, plastics, ceramics, discs. 1R2736

BARREL KIT #40 HOBBY PNP POWER TRANSISTORS 15 for \$1.98 Popular germanium and silicon TO-18, factory "off-spec" and fallout, 100% good. No shorts, no shorts. Wt. 16 ozs. No. 1R2618

BARREL KIT #30 PREFORMED RESISTORS 200 for \$1.98 We got barrels of 1/4 and 1/2 watters for pc use. You'll get even amount. 100, 100, 100 watters. Cat. No. 1R2608

BARREL KIT #17 LINEAR AND 74'S DIPS 100 for \$1.98 Untested and hobby, from factory to you. Marked and unmarked, some with internal numbers. Wt. 18 ozs. Cat. No. 1R2431

BARREL KIT #4 "4000" RECTIFIERS 100 for \$1.98 These are the famous micro inductor rectifiers of the 13,000 series. May include 25, 50, 100, 200, 400, 600, 800 and 1000 volts. Cat. No. 1R2417



Send for your FREE POLY PAKS CATALOG FEATURING THE WORLD'S BEST BARGAINS IN ELECTRONICS

BARREL KIT #36 GERMANIUM DIODES 200 for \$1.98 Untested. Famous maker, popular item. Never grows old. Buy the way the RE-TESTERS buy 'em from the factories. 1R2614

BARREL KIT #26 PLASTIC TRANSISTORS 100 for \$1.98 Untested hobby transistors, TO-92 (TO-18), asst. 2N numbers, asst. manufacturer. Wt. 8 ozs. Cat. No. 1R2604

BARREL KIT #11 POWER TAB TRANSISTORS 40 for \$1.98 NPN, plastic TO22D type. Assorted 2N numbers. Cat. No. 1R2425 Untested.

BARREL KIT #3 SWINCHING DIODES 100 for \$1.98 You never saw this before. Imagine famous switching diodes at these prices! Untested. No. 1R2418

BARREL KIT #71 CAPACITOR SPECIAL 100 pcs. \$1.98 100% good. Empty stockrooms into barrels of mylars, poly's, mica's, moldeds, plastics, ceramics, discs. 1R2736

BARREL KIT #54 READOUTS 10 for \$1.98 Bargain of a lifetime. We got a barrel of 'em, but no time to test. Untested and hobby. Multiplexed, bladed type. Wt. 8 ozs. 1R2722

BARREL KIT #31 METALLIC RESISTORS 100 for \$1.98 Made mostly by Corning, the finest resistor made. Mostly 1/2 watters, 1% to 5% tol., & a barrel of values. 1R2609

BARREL KIT #19 DIPPED MYLARS 60 for \$1.98 Finest capacitors made. Many flash. Insuring factories dumping 'em in barrels. Cat. No. 1R2697

BARREL KIT #7 VOLUME CONTROL BONANZA! 30 for \$1.98 All the famous plastic power tabs type. Raw factory who'll do the 10 amp. Cat. No. 1R2419

BARREL KIT #1 DIP IC'S 75 for \$1.98 Marked 14 and 16 pin dips, may include gates, flip-flops, registers, counters, who knows? Guaranteed satisfaction. Untested, hobby. Wt. 14 ozs. 1R2415

Terms: Add postage. Rated: net 30. Phone: Wakefield, Mass. (617) 245-3829. Retail: 16-18 Del Corrine St., Wakefield. MINIMUM ORDER - \$6.00. P.O. BOX 942R LYNNFIELD, MA. 01940

GREAT IDEAS FROM WEST SIDE ELECTRONICS

MT1



- 12/24 HR.
- 50/60 Hz
- AC/BATTERY
- 24 HR. ALARM
- XTAL TIMEBASE
- 10 MIN. SNOOZE

The MT1 is the Ultimate Digital Timepiece. 17 digits continuously read out the month, date, time, alarm setting, and timer. The MT1 operates on 110 VAC, with battery backup in case of power failure, or off 12 VDC for operation in a car or boat. The timer on the MT1 can be used in one of three modes to control an external device. The MT1 is designed for custom installation. Several partial or full displays can be run from one master clock unit. Easily interfaced to a computer for real time applications.

MT1-C kit, less case \$109.00

NEW

PINK NOISE GENERATOR KIT

Inexpensive unit allows proper set-up of graphic equalizer in a stereo system. Easy to use.

PNG-C — Partial Kit, less case and switch Only **\$9.95**

PNG-K — Complete Kit \$13.95

PNG-W — Assembled & Tested \$19.95

WEST SIDE ELECTRONICS
P.O. Box 636, Chatsworth, CA 91311

*We pay all shipping in Continental U.S.A.
Others add 10%, California residents add 6% tax.*

CIRCLE 6 ON FREE INFORMATION CARD

NEW PRODUCT
THE **\$2900 DPM**
ANY QUANTITY



ORDER NOW

imc

SERIES 1100 4016 E. Tennessee St.
Tucson, Ariz. 85714
(602) 748-7900
TWX 910-952-1170

- Fully Bipolar-Autozero
- Big .5", 3 1/2 Digit Led Display
- 1000 MEG Input Impedance
- 2V F.S.
- 750 mW@ 5Vdc Power
- 115/230 VAC Power Optional
- Single I.C. Construction
- \$29 Any Quantity Plus \$3.50 for Handling and Shipping
- Optional Power Supply with Connector \$20. ea.

NAME _____

CO. _____

ADD. _____

CITY & ZIP _____

CHECK E.N.C. C.O.D. P.O.No. _____

CIRCLE 23 ON FREE INFORMATION CARD

ADVERTISING INDEX

RADIO-ELECTRONICS does not assume any responsibility for errors that may appear in the index below.

| Free Information Number | Page |
|--|----------|
| 19 Aldelco | 81 |
| Advance Electronics | 31,75,81 |
| Advance Schools | 62-65 |
| 79 American Audioport | 78 |
| 31 AP Products | 16 |
| 57 Avanti Research & Development | Cov. IV |
| 8 Channellock | 30 |
| CIE—Cleveland Institute of Electronics | 52-55 |
| 67 Communications Electronics | 84 |
| Contemporary Marketing | 25 |
| 3 Continental Specialties | Cov. III |
| CREI—Div. of McGraw-Hill Continuing Education | 26,29 |
| 60 Davis Electronics | 84 |
| 74 Eastern Industrial | 85 |
| 64 EICO | 71,72 |
| 14 Electronics Book Club | 15 |
| EMC—Electronic Measurements | 82 |
| 72 E & L Instruments | 80 |
| Fidelity Sound | 83 |
| 25 Fluke | 77 |
| 36 Forest Belt's Training Workshop | 7 |
| 51 Grantham College of Engineering | 75 |
| GTE Sylvania—Consumer Renewal | 2 |
| 100 Heath | 13 |
| 70 Hickok Electrical Instruments | 73 |
| 24 Huntron Sales | 72 |
| 17 Indiana Home Study | 67 |
| 56 International Crystal | 82 |
| 22 James Electronics | 17 |
| 5 Jensen Tools & Alloys | 67 |
| 47 Leader | 79 |
| 61 Logimetries | 83 |
| 34 McKay Dymek | 76 |
| 39 MTI | 76 |
| 9 Mountain West Alarm Supply | 80 |
| 13 National Camera Supply | 79 |
| National Radio Institute (NRI)—Div. of McGraw-Hill Continuing Education Center | 8-11 |
| National Technical Schools | 32 |
| 83 Netronics R & D Ltd. | 71 |
| 1,2 OK Machine & Tool | 20,73 |
| 78 PAIA | 77 |
| 81 Philips Test & Measuring Division | 69 |
| 82,84 Professional Aids | 67 |
| 27 PTS Electronics | Cov. II |
| 35 Rye Industries | 72 |
| 30 Schober Organ | 84 |
| 26 Sencore | 18 |
| 33 SGL Waber Electric | 74 |
| 7 Southwest Technical Products | 19 |
| Spyderco | 74 |
| 43 Techni-Tools | 67 |
| 53 Telematic—Div. of UXL | 85 |
| 12 Tuner Service | 5 |
| 52 VIZ Mfg. | 1 |
| 46 Wersi Electronics | 74 |
| Market Center | |
| 62 Active Electronics | 102 |
| 76 ADVA Electronics | 106 |
| American Technology | 94 |
| 65 Babylon Electronics | 110 |
| Karel Barta | 86 |
| Burdex Security | 112 |
| 59 Chaney Electronics | 102 |
| CFR Associates | 89 |
| Cornell Electronics | 89 |
| Command Productions | 89 |
| Dage Scientific Instruments | 86 |
| 55 Delta Electronics | 110 |

Free Information Number Page

| | |
|-------------------------------------|---------|
| Devtronix Organ Products | 92 |
| 58 Digi-Key | 105 |
| Discount Music Club | 112 |
| 71 DRC Electronics | 106 |
| 73 Electronic Lollypop | 107 |
| 15 Electronic Warehouse | 86 |
| 42 EtcO Electronics | 100,101 |
| 63 Fordham Radio Supply | 89 |
| 38 Formula International | 93 |
| Fowler Alarms | 89 |
| 85 Fuji-Svea | 112 |
| 37 Godbout Electronics | 92 |
| 45 Hobbi House | 103 |
| Information Unlimited | 104 |
| 75 Integrated Circuits Unltd. | 111 |
| Interfab | 112 |
| 66 International Electronics | 114 |
| 23 International Microtronics | 96 |
| 20,21 James Electronics | 108,109 |
| Lakeside Industries | 89 |
| Lab Science | 104 |
| 54 Meshna | 112 |
| 32 Miami Flock Equipment | 94 |
| 41 Morrow's Micro Stuff | 102 |
| 40 New-Tone | 88 |
| 80 Olson | 104 |
| 49 Optoelectronics | 99 |
| 16 Page Digital Electronics | 86 |
| 77 Parasitic Engineering | 110 |
| 29 Poly Paks | 95 |
| 28 Quest | 104 |
| 68 Radio Hut | 90 |
| Radio Shack | 87 |
| 44 Ramsey Electronics | 92 |
| 69 S.D. Sales | 91 |
| 18 J.B. Saunders | 113 |
| 48 Solid State Sales | 94 |
| Surplus Center | 104 |
| Tasco | 92 |
| Trumbull | 104 |
| 6 West Side Electronics | 96 |

MOVING?

Don't miss a single copy of **Radio-Electronics**. Give us:

Six weeks' notice

Your old address and zip code

Your new address and zip code

ATTACH LABEL HERE

name _____ (please print)

address _____

city _____ state _____ zip code _____


Mail to: Radio-Electronics
SUBSCRIPTION DEPT., P.O. BOX 2520,
BOULDER, COLO. 80322

NEW LSI TECHNOLOGY
FREQUENCY COUNTER

TAKE ADVANTAGE OF THIS NEW STATE-OF-THE-ART COUNTER FEATURING THE MANY BENEFITS OF CUSTOM LSI CIRCUITRY. THIS NEW TECHNOLOGY APPROACH TO INSTRUMENTATION YIELDS ENHANCED PERFORMANCE, SMALLER PHYSICAL SIZE, DRASTICALLY REDUCED POWER CONSUMPTION [PORTABLE BATTERY OPERATION IS NOW PRACTICAL], DEPENDABILITY, EASY ASSEMBLY AND REVOLUTIONARY LOWER PRICING!


- KIT #FC-50C 60 MHZ COUNTER WITH CABINET & P.S. **\$119⁹⁵** COMPLETE!
- KIT #PSL-650 650 MHZ PRESCALER [NOT SHOWN] 29.95
- MODEL #FC-50WT 60 MHZ COUNTER WIRED, TESTED & CAL. 165.95
- MODEL #FC-50/600WT. . . 600 MHZ COUNTER WIRED, TESTED & CAL. 199.95

SIZE:
3" High
6" Wide
5 1/2" Deep



FEATURES AND SPECIFICATIONS:
 DISPLAY: 8 RED LED DIGITS .4" CHARACTER HEIGHT
 GATE TIMES: 1 SECOND AND 1/10 SECOND
 PRESCALER WILL FIT INSIDE COUNTER CABINET
 RESOLUTION: 1 HZ AT 1 SECOND, 10 HZ AT 1/10 SECOND.
 FREQUENCY RANGE: 10 HZ TO 60 MHZ. [65 MHZ TYPICAL].
 SENSITIVITY: 10 MV RMS TO 50 MHZ, 20 MV RMS TO 60 MHZ TYP.
 INPUT IMPEDANCE: 1 MEGOHM AND 20 PF.
 [DIODE PROTECTED INPUT FOR OVER VOLTAGE PROTECTION.]
 ACCURACY: ± 1 PPM [± .0001%]; AFTER CALIBRATION TYPICAL.
 STABILITY: WITHIN 1 PPM PER HOUR AFTER WARM UP [.001% XTAL]
 IC PACKAGE COUNT: 8 [ALL SOCKETED]
 INTERNAL POWER SUPPLY: 5 V DC REGULATED.
 INPUT POWER REQUIRED: 8-12 VDC OR 115 VAC AT 50/60 HZ.
 POWER CONSUMPTION: 4 WATTS

KIT #FC-50C IS COMPLETE WITH PREDRILLED CHASSIS ALL HARDWARE AND STEP-BY-STEP INSTRUCTIONS. WIRED & TESTED UNITS ARE CALIBRATED AND GUARANTEED.



PLEXIGLAS CABINETS

Great for Clocks or any LED Digital project. Clear-Red Chassis serves as Bezel to increase contrast of digital displays.

- CABINET I**
3"H, 6"W, 5 1/2"D Black, White or Clear Cover
- CABINET II**
2 1/2"H, 5"W, 4"D \$6.50 ea.

RED OR GREY PLEXIGLAS FOR DIGITAL BEZELS
3"x6"x1/8" 95¢ ea. 4/13

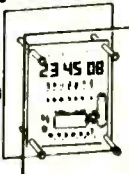
SEE THE WORKS Clock Kit
Clear Plexiglas Stand

- 6 Big .4" digits
- 12 or 24 hr. time
- 3 set switches
- Plug transformer
- All parts included

Plexiglas is Pre-cut & drilled
Kit #850-4CP

Size: 6"H, 4 1/2"W, 3"D

Assembled
\$23⁵⁰ ea. 2/45. \$29⁹⁵



60 HZ.

XTAL TIME BASE: Will enable Digital Clock Kits or Clock-Calendar Kits to operate from 12V DC. 1"x2" PC Board. Power Req. 5-15V (2.5 MA. TYP.) Easy 3 wire hookup Accuracy: ± 2PPM #TB-1 (Adjustable) Complete Kit \$4⁹⁵ Wir & Cal \$9.95

SPECIAL PRICING!
PRIME - HIGH SPEED RAM


21L02-3 400 NS
LOW POWER - FACTORY FRESH
1-24 \$1.75 ea. 100-199 \$1.45 ea.
25-99 1.60 ea. 200-999 1.39 ea.
1000 AND OVER \$1.29 ea.

6-DIGIT LED CLOCK CALENDAR KIT
DATE-TIME-SNOOZE ALARM & MORE... KIT 7001

FOR THE BUILDER THAT WANTS THE BEST. FEATURING 12 OR 24 HOUR TIME - 29-30-31 DAY CALENDAR. ALARM. SNOOZE AND AUX. TIMER CIRCUITS

Will alternate time (8 seconds) and date (2 seconds) or may be wired for time or date display only, with other functions on demand. Has built-in oscillator for battery back-up. A loud 24 hour alarm with a repeatable 10 minute snooze alarm, alarm set & timer set indicators. Includes 110 VAC/60Hz power pack with cord and top quality components through-out.

- KIT - 7001B WITH 6 - 5" DIGITS \$39.95
- KIT - 7001C WITH 4 - 6" DIGITS & 2 - 3" DIGITS FOR SECONDS \$42.95
- KIT - 7001X WITH 6 - 6" DIGITS \$45.95



KITS ARE COMPLETE (LESS CABINET)
ALL 7001 KITS FIT CABINET I AND ACCEPT QUARTZ CRYSTAL TIME BASE KIT # TB-1

PRINTED CIRCUIT BOARDS for CT-7001 Kits sold separately with assembly info. PC Boards are drilled Fiberglass, solder plated and screened with component layout.

Specify for 7001
B, C or X - \$7.95

AUTO BURGLAR ALARM KIT

AN EASY TO ASSEMBLE AND EASY TO INSTALL ALARM PROVIDING MANY FEATURES NOT NORMALLY FOUND. KEYLESS ALARM HAS PROVISION FOR POS. & GROUNDING SWITCHES OR SENSORS. WILL PULSE HORN RELAY AT 1/2 RATE OR DRIVE SIREN. KIT PROVIDES PROGRAMMABLE TIME DELAYS FOR EXIT, ENTRY & ALARM PERIOD. UNIT MOUNTS UNDER DASH. REMOTE SWITCH CAN BE MOUNTED WHERE DESIRED. CMOS RELIABILITY. RESISTS FALSE ALARMS. A PROVIDES FOR ULTRA DEPENDABLE ALARM. DO NOT BE FOOLED BY LOW PRICES! THIS IS A TOP QUALITY COMPLETE KIT WITH ALL PARTS INCLUDING DETAILED DRAWINGS AND INSTRUCTIONS OR AVAILABLE WIRED AND TESTED




KIT #ALR-1 \$9.95
#ALR-1WT WIRED & TESTED \$19.95

VARIABLE REGULATED 1 AMP POWER SUPPLY KIT

- VARIABLE FROM 4 TO 14V
- SHORT CIRCUIT PROOF
- 723 IC REGULATOR
- 2N3055 PASS TRANSISTOR
- CURRENT LIMITING AT 1 Amp
- KIT IS COMPLETE INCLUDING DRILLED & SOLDER PLATED FIBERGLASS PC BOARD AND ALL PARTS (LESS TRANSFORMER) KIT #PS-01 \$8.95
- TRANSFORMER 24V CT will provide 300MA at 12V and 1 Amp at 5V. \$3.50

MOBILE LED CLOCK

12/24 HR. 4" DIGITS!
MODEL 12 VOLT AC or #2001 DC POWERED



- 6 JUMBO .4" RED LED'S BEHIND RED FILTER LENS WITH CHROME RIM
- SET TIME FROM FRONT VIA HIDDEN SWITCHES • 12/24-Hr. TIME FORMAT
- STYLISH CHARCOAL GRAY CASE OF MOLDED HIGH TEMP. PLASTIC
- BRIDGE POWER INPUT CIRCUITRY - TWO WIRE NO POLARITY HOOK-UP
- OPTIONAL CONNECTION TO BLANK DISPLAY [Use When Key Off in Car. Etc.]
- TOP QUALITY PC BOARDS & COMPONENTS - INSTRUCTIONS.
- MOUNTING BRACKET INCLUDED
- KIT #2001 COMPLETE KIT \$27⁹⁵ 3 OR \$25⁹⁵ 115 VAC \$250
EA. MORE EA. Power Pack #AC-1
- ASSEMBLED UNITS WIRED & TESTED \$37⁹⁵ 3 OR \$35⁹⁵
ORDER #2001 WT [LESS 9V. BATTERY] EA. MORE EA.
- Wired for 12-Hr. Op. if not otherwise specified.

OPTOELECTRONICS, INC.

BOX 219 HOLLYWOOD, FLA. 33022
PHONE [305] 921-2056 / 921-4425


ORDER BY PHONE OR MAIL
COD ORDERS WELCOME
ORDERS TO USA & CANADA ADD 5% FOR SHIPPING, HANDLING & INSURANCE. ALL OTHERS ADD 10%. ADDITIONAL \$1.00 CHARGE FOR ORDERS UNDER \$15.00 - COD FEE \$1.00. FLA. RES. ADD 4% STATE TAX.



CIRCLE 49 ON FREE INFORMATION CARD

VARIABLE POWER SUPPLY KIT \$11⁹⁵

- Continuously Variable from 2V to over 15V
- Short-Circuit Proof
- Typical Regulation of 0.1%
- Electronic Current Limiting at 300mA
- Very Low Output Ripple
- Fiberglass PC Board Mounts All Components
- Assemble in about One Hour
- Makes a Great Bench or Lab Power Supply
- Includes All Components except Case and Meters



ADD \$1.25 FOR POSTAGE/HANDLING

FREE

IC or FET'S WITH
\$5 & \$10 ORDERS.[†]
DATA SHEETS
WITH MANY ITEMS.

SPECIALS—THIS MONTH ONLY

| | | | | | |
|----------------|--|--------|---------|---|------------|
| 1N34A | Germanium Diode 60V 10mA | 10/S1 | LM308H | Low Bias Current Op Amp-Super 709 | \$0.84 |
| 1N270 | Germanium Diode 80V 200mA | 4/S1 | LM309K | 5 Volt Regulator | TO-3 .84 |
| 1N914 | Silicon Diode 100V 10mA | 2/S1 | LM317K | Adjustable Voltage Regulator | 2-31V 3.50 |
| 1N6283 | Hot Carrier Diode (HP2800, etc.) | \$1.00 | LM358M | 2 Watt Audio Power Amplifier | DIP .94 |
| F7 | Power Varactor 1-2W Out @ 432MHz (Specs & Circuits included with F7) | \$2.00 | NE555A | Phase Locked Loop | DIP .94 |
| DIODE GRAB BAG | Mixed zeners, rectifiers, etc. | 50/S1 | LM723CN | Precision Voltage Regulator | DIP 3/S1 |
| 2N706 | NPN High-Speed Switch 75ns | 4/S1 | LM747 | Dual 741 Compensated Op Amp | DIP 2/S1 |
| 2N918 | UMF Transistor—Bic/Amp up to 1 GHz | 4/S1 | 2102 | 1024-Bit Static RAM (1024 x 1) | DIP 1.75 |
| 2N2689 | P-Channel FET 100V 10mA | \$1.00 | 2740DE | FET Input Op Amp—like NE 536/A740 | 9.95 |
| 2N2920 | NPN Dual Transistor 3mV Match 225 | 2/S1 | CA3018A | 4-Transistor Array/Darlington | .99 |
| 2N3904 | NPN Amp/Switch @100 40V 200mA | 8/S1 | CA3028A | RF/IF Amplifier/DC to 120MHz | 1.45 |
| 2N4122 | PNP RF Amplifier & Switch | 3/S1 | CA3025E | FM IF Amp/Limiter/Detector | DIP 1.45 |
| 2N4896E | N-Channel Audio FET Super Low-Noise | 2/S1 | RC4558 | Dual High Gain Op Amp | mDIP 3/S1 |
| 2N4888 | 150 Volt PNP Transistor for Keyer | 2/S1 | N5556V | Precision Fast Op Amp | mDIP 2/S1 |
| E112 | N-Channel FET VHF RF Amp | 3/S1 | N5558V | Dual Hi Gain Op Amp—Comp. | mDIP 3/S1 |
| T1374 | N-Channel FET High-Speed Switch 40f | 3/S1 | 8038 | Function Generator/VCO with circuits | \$3.75 |
| TO 220 | Mounting Kit—Mica insulator & bushing | 10/S1 | 8223 | 256-Bit PROM (32 x 8) 50ns | 2.89 |
| | | | LP-10 | LOGIC PROBE kit—TTL, CMOS, etc. Mached case included—1/2 hr. assembly | \$7.85 |

SEND FOR ADVA'S NEW 1978 CATALOG
OVER 700 SEMICONDUCTORS, KITS, CAPACITORS, ETC.—SEND 13¢ STAMP.

OTHER ADVA KITS:

LOGIC PROBE KIT—Use with CMOS, TTL, DTL, RTL, HTL, HMIL and most MOS IC's. Built-in protection against polarity reversal and overvoltage. Draws only a few mA from circuit under test. Dual LED readout. Complete kit includes case and clip leads. **ONLY \$7.85**
FIXED REGULATED POWER SUPPLY KITS—Short-circuit proof with thermal current limiting. Compact size and typical regulation of 0.5% make these ideal for most electronic projects. Available for: 5V @ 500mA, 6V @ 500mA, 9V @ 500mA, 12V @ 400mA, 15V @ 300mA. Specify voltage when ordering. **\$8.95 ea.**

These easy-to-assemble kits include all components, complete detailed instructions and plated fiberglass PC boards. Power supply kits do not include case or meters. Add \$1.25 per kit for postage and handling.

MAIL NOW! FREE DATA SHEETS supplied with many items from this ad. **FREE ON REQUEST**—741 Op Amp with every order of \$5 or more—749 Dual Op Amp or two E100 FET's with every order of \$10 or more. Postmarked prior to 12/31/77. One free item per order. **ORDER TODAY**—All items subject to prior sale and prices subject to change without notice. All items are new surplus parts—100% functionally tested!

WRITE FOR FREE CATALOG offering over 700 semiconductor devices in stock. Send 13¢ stamp.

TERMS—Send check or money order (U.S. funds) with order. Add 5% postage for U.S., Canada and Mexico. \$1.00 handling charge on orders under \$10. Calif. residents add 6% sales tax. Foreign orders add 10% postage. COD orders—add \$1.00 service charge.

MORE SPECIALS:

| | | |
|-----------|--|---------------------------------|
| RC4195DN | +15V @ 50mA VOLTAGE REGULATOR IC. Very easy to use. Makes a neat highly regulated +15V supply for OP AMP'S, etc. Requires only unregulated DC (18-30V) and 2 bypass capacitors. With Data Sheet and Schematics. 8-pin mDIP | \$1.25 |
| RC4136 | Quad 741 Low-Noise Op Amp mDIP | \$0.95 |
| LM1304 FM | Multiplex Stereo Demodulator DIP | 0.99 |
| LM2111 FM | IF Subsystem (IF Amp, Det., Limiter) DIP | 0.99 |
| 1N6263 | Hot Carrier Diode 0.4V @ 1mA D. Ims DO-35 | 1.00 |
| ZENERS | Specify Voltage 3.3, 3.9, 4.3, 5.1, 6.8, 8.2, 9.1, 10, 12, 15, 16, 18, 20, 22, 24, 27, or 33V (1-10%) | 400mW 4/S1 00 1 Watt 3/S1 00 |

- MONEY-BACK GUARANTEE
- ALL TESTED AND GUARANTEED

ADVA ELECTRONICS
BOX 4181 ER, WOODSIDE, CA 94062
Tel. (415) 851-0455

| DIODES | TRANSISTORS | TRANSISTORS | TRANSISTORS | LINEAR IC'S | |
|---------------------|-------------|-------------|-------------|--------------|---|
| ZENERS & RECTIFIERS | 2N706 | 2N4091 | 3/S1 | 2N5638 | 2/S1 |
| 1N456 | 2N718 | 2N4092 | 30/75 | 2N5640 | 2/S1 |
| 1N458 | 2N720 | 2N4121 | 3/S1 | CP643 | \$4.00 |
| 1N483 | 2N718 | 2N4122 | 3/S1 | CP650 | \$5.00 |
| 1N486 | 2N1513 | 2N4124 | 5/S1 | CP651 | \$4.00 |
| 1N736 | 2N1711 | 2N4248 | 5/S1 | E100 | 4/S1 |
| 1N759 | 2N1893 | 2N4249 | 5/S1 | E101 | 3/S1 |
| 1N814 | 2N2219 | 2N4250 | 4/S1 | E102 | 3/S1 |
| 1N892 | 2N2222 | 2N4274 | 5/S1 | E175 | 3/S1 |
| 1N974 | 2N2222A | 2N4302 | 6/S1 | 2N4302 | 50/100 MPF 102 |
| 1N3064 | 2N2369 | 2N4338 | 5/S1 | 2N4338 | 29 MPF 104 |
| 1N3200 | 2N2606 | 2N4338 | 5/S1 | 2N4338 | 51 MPF 112 |
| 1N4001 | 2N2905 | 2N4360M | 2/S1 | MP56515 | 3/S1 |
| 1N4002 | 2N2905 | 2N4392 | 50/50 | SE1002 | 4/S1 |
| 1N4003 | 2N2905A | 2N4416 | 2/S1 | SE2001 | 4/S1 |
| 1N4004 | 2N2907 | 2N4416A | 50/50 | SE2002 | 4/S1 |
| 1N4005 | 2N3553 | 2N4456 | 10 | SE2001 to | 3/S1 |
| 1N4006 | 2N3563 | 2N4861 | 10 | SE5003 | 3/S1 |
| 1N4007 | 2N3564 | 2N4867E | 2/S1 | SE5020 | \$3.00 |
| 1N4148 | 2N3565 | 2N4868E | 2/S1 | 1N5173 | 6 |
| 1N4154* | 2N3568 | 2N4881 | \$2.50 | 1N5175 | 3/S1 |
| 1N4370 | 2N3638 | 2N4888 | 51 | DIGITAL IC'S | 844CP mDIP .80 |
| 1N4372 | 2N3638A | 2N4895 | 3/S1 | NMS738N | \$2.95 |
| 1N4454 | 2N3641 | 2N5097 | 4/S1 | 2N7400N | .16 |
| 1N4728 | 2N3642 | 2N5098 | 4/S1 | 2N7400N | .16 |
| 1N4753 | 2N3643 | 2N5126 | 10 | 2N7420N | 1.55 |
| 1N5231 | 2N3644 | 2N5135 | 5/S1 | 2N7420N | .16 |
| 1N5236 | 2N3646 | 2N5138 | 5/S1 | 2N7420N | .16 |
| | 2N3688 | 2N5139 | 5/S1 | 2N7451N | .16 |
| | 2N3690 | 2N5163 | 3/S1 | 2N7451N | .16 |
| | 2N5137 | 2N5167 | \$5.00 | 2N7475N | .48 |
| | 2N5139 | 2N5199 | 2.50 | 2N7476N | .35 |
| | 2N5144 | 2N5210 | 3/S1 | 2N7490N | .44 |
| | DS 144MHz | 2N5222 | 70 | LINEAR IC'S | RC4195TK* 2.50 |
| | F7 432MHz | 2N5266 | 75 | LM308H | 1.25 |
| | MV830 | 2N5382 | 1.50 | LM324 | MSOFET RF Amp 1.75 |
| | MV832 | 2N5432 | 1.50 | LM324 | Quad 741 Op Amp .94 |
| | MV820 | 2N5458 | 50/38 | LM376 | Pos Volt Reg mDIP .55 |
| | MV1534 | 2N5464 | 7.51 | NE555 | Timer mDIP .38 |
| | MV1866 | 2N5492 | 5.00 | 2N2907 | NPN Transistor 6/S1 |
| | MV1872 | 2N5494 | \$3.00 | LM723 | 2-37V Reg DIP 3/S1 |
| | MV2205 | 2N5543 | 53/00 | LM741 | Comp Op Amp mDIP 6/S1 |
| | | 2N5544 | 2.50 | LM1458 | Dual 741 mDIP 3/S1 |
| | | 2N5545 | 12/00 | CA3086 | 5 Trans Array DIP .62 |
| | | 2N5561 | 1.25 | RC429 | Pwr Xistor 1A 30W .70 |
| | | | | RF391 | RF Power Amp Transistor 10-25W @ 3.30MHz TO-3 \$5.00 |
| | | | | 555X | Timer 1/2-1hr Different pinout from 555 (w/data) 3/S1 |
| | | | | RC4194K | Dual Tracking Regulator 0.2 to 30V @ 200mA TO 66 \$2.50 |
| | | | | RC4195TK | Dual Tracking Regulator 15V @ 100mA (TO 66) \$2.25 |
| | | | | 8038 | Waveform Generator V/F A Wave With Circuits & Data \$3.75 |

*SUPER SPECIALS:

| | | | | | |
|----------|--|--------|---------|-------------------|--------|
| 1N34 | Germanium Diode | 10/S1 | FS2501M | Diode Array | 2/S1 |
| 1N914 | 100V/10mA Diode | 20/S1 | MPF102 | 200MHz RF Amp | 3/S1 |
| 1N4001 | 50V/1A Rectifier | 15/S1 | 40673 | MSOFET RF Amp | \$1.75 |
| 1N4154 | 30V 1N914 | 25/S1 | LM324 | Quad 741 Op Amp | .94 |
| BR1 | 50V 1/4 Bridge Rec | 4/S1 | LM376 | Pos Volt Reg mDIP | .55 |
| 2N2222 | NPN Transistor | 6/S1 | NE555 | Timer mDIP | .38 |
| 2N2907 | PNP Transistor | 6/S1 | LM723 | 2-37V Reg DIP | 3/S1 |
| 2N3055 | Power Xistor 10A | 50/75 | LM741 | Comp Op Amp mDIP | 6/S1 |
| 2N3904 | NPN Amp/Sw @100 | 6/S1 | LM1458 | Dual 741 mDIP | 3/S1 |
| 2N3906 | PNP Amp/Sw @100 | 6/S1 | CA3086 | 5 Trans Array DIP | .62 |
| CP650 | Power FET 1/2Amp | 55 | RC429 | Pwr Xistor 1A 30W | .70 |
| RF391 | RF Power Amp Transistor 10-25W @ 3.30MHz TO-3 | \$5.00 | | | |
| 555X | Timer 1/2-1hr Different pinout from 555 (w/data) | 3/S1 | | | |
| RC4194K | Dual Tracking Regulator 0.2 to 30V @ 200mA TO 66 | \$2.50 | | | |
| RC4195TK | Dual Tracking Regulator 15V @ 100mA (TO 66) | \$2.25 | | | |
| 8038 | Waveform Generator V/F A Wave With Circuits & Data | \$3.75 | | | |

CIRCLE 76 ON FREE INFORMATION CARD

LOW PROFILE IC SOCKETS
14 PIN - \$ 18 22 PIN - \$ 33
16 PIN - \$ 20 28 PIN - \$ 48
18 PIN - \$ 25

AUGAT WIRE WRAP SOCKETS
16 PIN. Gold Plated
\$.49 ea. 10 FOR \$3.95
LIMITED STOCK

TRIMMER CAP
2 - 20 PF CER 4/51
Mil Quality

P. C. MOUNT VOLUME CONTROL
Nylon Shaft. 1K or 100K
YOUR CHOICE 4/51


16K E-PROM CARD

S-100 (IMSAI/ALTAIR) BUSS COMPATIBLE

IMAGINE HAVING 16K

\$69.95 (KIT)

OF SOFTWARE ON LINE AT ALL TIME!



KIT FEATURES:

1. Double sided PC Board with solder mask and silk screen and Gold plated contact fingers.
2. Selectable wait states.
3. All address lines and data lines buffered!
4. All sockets included.
5. On card regulators.

USES
2708's!

KIT INCLUDES ALL PARTS AND SOCKETS! (EXCEPT 2708's)

WOW! DEALER INQUIRES INVITED

SPECIAL OFFER: Our 2708's (450 NS) are \$12.95 when purchased with above kit.


ADD \$25 FOR ASSEMBLED AND TESTED

FULLY STATIC! \$149.00 KIT

8K LOW POWER RAM KIT!

KIT FEATURES:

1. Double sided PC Board with solder mask and silk screen layout. Gold plated contact fingers.
2. All sockets included! S-100 (IMSAI/ALTAIR)
3. Fully buffered on all address and data lines. BUSS COMPATIBLE
4. Phantom is jumper selectable to pin 67.
5. FOUR 7805 regulators are provided on card.



USES
21L02-1
RAM'S.

PRICE WAR!
For a limited time only:
Buy two 8K Kits for \$129 ea.

Fully Assembled and Burned In — \$179.00
Blank PC Board With Documentation — 29.95
Low Profile Socket Set — 13.50
Support IC's (TTL and Regulators) — 9.75
Bypass CAP's (Disc and Tantalums) — 4.50

Digital Research Corporation

P. O. BOX 401247 • GARLAND, TEXAS 75040 • (214) 271-2461

CALL FOR OUR CATALOG! WE PAY POSTAGE!
TERMS: Orders under \$15 add \$ 75. No C.O.D. We accept VISA, Master Charge and American Express Cards. Money back guarantee on all items. Texas Residents add 5% Sales Tax.

CIRCLE 71 ON FREE INFORMATION CARD

www.americanradiohistory.com

CERAMIC CAPACITORS

DISC
 56pf (NPO) 10/59c
 .01 mfd 10/69c
 .1 mfd 10/89c
 .2 mfd 8/99c

MONOLITHIC
 100pf 39c
 5200pf 49c
 1.0mfd 69c
 2.2mfd 99c

WIRE WRAP SOCKET PIN

HI-REL GOLD
 10/\$125
 100/\$950
 1000/\$80
 LIST PRICE 29c

WIRE WRAP POST

2-LEVEL
 10/99c
 100/\$750
 1000/\$6500

AUGAT ROUND TEFLON SOCKETS
HI-TEMP GOLD

TO 5 3 PIN 39c TO 99 8 PIN 49c TO 100 10 PIN 59c

2N 5179
 LOW NOISE
 FI 1000 Mc
65c

SOLAR CELLS
 2x2cm at 130mA
\$1.49 ea.
10/\$950

VOLTAGE REGULATOR
uA 723
 VARIABLE 2V to 37V
 PLASTIC METAL
39c 79c

TONE DECODER
NE 567
\$1.49 ea.
4/\$95

RECTIFIER
IN 3909
50v at 30A
\$1.49

UNIVERSAL "U-DESIGN" WIRE WRAP BOARDS

ALL BOARDS ARE G-10 GLASS EPOXY, have Vcc AND GROUND PLANES, PLATED THROUGH HOLES, AND HAVE GOLD-PLATED EDGE CONNECTORS.

No. 1 MICRO CPU CARD
 with S-100 BUS, 3 on board regulators. Fits all standard I.C. Socket configurations.
 1700+ holes
 5"x10"
\$24.95

No. 2 Leading computer manufacturer's "in-house"
UNIVERSAL BOARD
 1600+ holes
 4-7/8"x7-5/8"
\$9.95

No. 3 MINI UNIVERSAL BOARD
 for sockets, pins, or wire wrap socket strips.
 570+ holes.
 2-5/8"x6-7/8"
\$4.95

TIRED OF FOOLING AROUND?...



TRANSMITTER SECURITY SYSTEM REMOTE

220-320 Mc 9V. OPERATION **NEW \$4.95**

MICRO ROTARY SWITCH
 LOW NOISE 7 POSITIONS
\$1.35

MINIATURE REED SWITCH
 LOW NOISE
4/99c

MERCURY SWITCH
 95c ea
5/\$4.25

MOISTURE PROOF-5A PUSH BUTTON SWITCH
 NO & NC or SPDT MOMENTARY
\$1.95

TTL COMPATIBLE 5V. REED RELAY
\$1.65 ea. **7/\$9.75**

DUAL COLOR LED's
 RED GREEN
79c

3-1/2 DIGIT L.C.D.
 LIQUID CRYSTAL DISPLAY
 4 CHARACTER WITH CONNECTOR
\$6.95

85c/FT RIBBON CABLE
 HI-REL. TEFLON .30 CONDUCTOR **\$7.00/10 FT.**

I.C. SOCKETS
 8 PIN 10/\$1.19
 14 PIN 10/\$1.39
 16 PIN 10/\$1.49
 24 PIN 5/\$1.49
 40 PIN 4/\$1.49
 FOR 14, 16 & 40 PIN.
LESS THAN A PENNY A PIN

PLASTIC SIGNAL TRANSISTORS
 ALL MARKED
100/\$5.95

VOLTAGE REGULATORS
 78L05 3401.6
 5V. at 100mA 10/92 **3/99c**
 6V. at 1 AMP 10/220 **2/99c**

PRIME RED LED's
 MINI 10/79c
 JUMBO 10/99c
 HIGH EFFICIENCY 10/\$1.99

REFLECTIVE OPTO COUPLER
 CDS CELL 100.Ω 20M.Ω
\$1.95

PHOTO TRANSISTORS
 SIMILAR TO FPT 100
4/99c

PHOTO DARLINGTONS
 MOTOROLA
4/99c

SUBMINIATURE H. V. DIODE
 20 KV at 100mA
\$2.95

1500V. 1 AMP RECTIFIERS
10/\$1.99

SIGNAL TRANSISTORS
 2N718 10/99c
 2N2369A (500mc) 3/99c
 2N2484 10/99c
 2N4274 (400mc) 4/99c

N J-FET's
 2N4303 ... GEN. PURP. 4/99c
 BF256C ... 500mc 2/99c

INFRA RED DETECTOR
 ULTRA LOW LEVEL
\$3.95

RF POWER DEVICES
 4.00W at 30mc 2.95
 1.25W at 175mc \$1.95
 1.50W at 470mc \$2.95
 1.00W at 2000mc \$12.95

POWER TRANSISTORS
 2N301 10.3 GERMANIUM 2/99c
 MJE3055 NPN PLASTIC 2/\$1.49

TTL PULSE TRANSFORMER
2/99c

BUILD YOUR OWN PAPER TAPE READER
 1/10" CENTERS STACKABLE...
PHOTO TRANSISTORS
10/\$9.50

DUAL GATE MOS FET
 200MC NI 3dB
95c

PHOTO DETECTOR
 ULTRA HIGH SPEED 5NS RISE TIME
\$3.95

555 TIMER
29c

741 OP AMP
12c

LM3900 (CA 3401)
49c

VHF TUNING DIODE
 Cj typ. 30 pf Q 200 at 47mc
2/99c

COME INTO ANY ONE OF OUR LOCATIONS

THEN COME TO...

LOS ANGELES
 (213) 967 4611
LMN ELECTRONICS
 1042 E. GARVEY AV., W. COVINA, CA.
 (VINCENT & SAN BERDO FWY.)

PORTLAND
 (503) 646-4044
WIZARD of PARTS
 8225 SW CIRBUS DR., BEAVERTON, ORE.
 (KOLL BUS. CNTR./WASHINGTON SQUARE)

SEATTLE
 (206) 575 3709
SEMION of SEATTLE
 964 INDUSTRY DR., TUKWILA, WA.
 (KOLL BUS. CNTR./SOUTH CENTER)

DENVER
 (303) 573 5214
ELECTRONIC LOLLIPOP
 5643 N. BROADWAY DENVER, CO.
 (I-25 & 58th AVE.)

IF AT ALL POSSIBLE TRY TO DROP IN TO ONE OF OUR LOCATIONS. BUT IF YOU LIVE TOO FAR AWAY YOU MAY ORDER BY MAIL FROM:
NO BACK ORDERS YOUR PARTS OR REFUND **WE PAY ALL POSTAGE & HANDLING**
 \$20 MINIMUM-CALIF. RESIDENTS ADD 6%
F. Reichert Sales
 1110 E. GARVEY AVE.
 W. COVINA, CA. 91790
 FOR UNDER 8 HOURS PROCESSING SEND MONEY ORDER, CERTIFIED OR CASHIERS CHECK.
 SORRY! WE CANNOT ACCEPT COD'S. PHONE ORDERS, FOREIGN ORDERS, OR CREDIT CARDS. **PRICES GOOD UNTIL FEBRUARY 3, 1978**

7400N TTL

Table listing various 7400N TTL integrated circuits with part numbers and prices.

20% Discount for 100 Combined 7400's

CMOS

Table listing various CMOS integrated circuits with part numbers and prices.

LINEAR

Table listing various linear integrated circuits with part numbers and prices.

74LS00 TTL

Table listing various 74LS00 TTL integrated circuits with part numbers and prices.

BUGBOOK

Advertisement for Bugbook series of books, including 'The 555 Timer Applications Sourcebook' and 'The 8080 Interpretive Debugger'.

BUGBOOKS I and II

Advertisement for Bugbook I and II, providing details on the books' content and pricing.

HOBBY-WRAP TOOL-BW-630

Advertisement for Hobby-Wrap Tool-BW-630, featuring a battery-operated wire-wrap tool.

WIRE-WRAP KIT - WK-2-W

Advertisement for Wire-Wrap Kit - WK-2-W, including a list of components and pricing.

WIRE WRAP TOOL WSU-30

Advertisement for Wire Wrap Tool WSU-30, highlighting its features and price.

WIRE DISPENSER - WD-30

Advertisement for Wire Dispenser - WD-30, detailing its specifications and price.

Advertisement for Dip IC Insertion Tool with Pin Straightener, showing the tool and its use.

HP 5082-7400 Series - MULTI-DIGIT

Advertisement for HP 5082-7400 Series multi-digit display modules.

TV GAME CHIP SET - \$9.95

Advertisement for TV Game Chip Set, offering a complete set for \$9.95.

ZENERS - DIODES - RECTIFIERS

Table listing various Zener diodes, diodes, and rectifiers with their specifications and prices.

SCR AND FW BRIDGE RECTIFIERS

Table listing various SCR and FW bridge rectifiers with their specifications and prices.

TRANSISTORS

Table listing various transistors with their specifications and prices.

CAPACITOR

Table listing various capacitors with their specifications and prices.

MINIATURE ALUMINUM ELECTROLYTIC CAPACITORS

Table listing various miniature aluminum electrolytic capacitors with their specifications and prices.

DISCRETE LEADS

Table listing various discrete leads with their specifications and prices.

DISPLAY LEADS

Table listing various display leads with their specifications and prices.

XR-2206KB Kit \$19.95

Advertisement for XR-2206KB Kit, featuring a digital counter and display.

IC SOLDER TAIL - LOW PROFILE (TIN) SOCKETS

Advertisement for IC Solder Tail - Low Profile (Tin) Sockets, showing the product and its use.

WIRE WRAP SOCKETS (GOLD) LEVEL #3

Advertisement for Wire Wrap Sockets (Gold) Level #3, highlighting their quality and price.

50 PCS. RESISTOR ASSORTMENTS \$1.75 PER ASST.

Table listing various resistor assortments with their specifications and prices.

James Electronics

Advertisement for James Electronics, including contact information and a list of services.

CIRCLE 20 ON FREE INFORMATION CARD

BREAD BOARD JUMPER WIRE KIT

Each kit contains 350 wires cut to 14 different lengths from 0.1" to 5.0". Each wire is stripped and the leads are bent 90° for easy insertion. Wire length is classified by color coding. All wire is solid tinned 22 gauge with PVC insulation. The wires come packed in a convenient plastic box.

JK1... \$10.00 / kit

SOCKET JUMPERS

Mates with two rows of 025" sq. di. posts on patterns of .100" centers and shielded receptacles. Probe access holes in back. Choice of 6" or 18" length.

| Part No. | No. of Contacts | Length | Price |
|------------|-----------------|--------|------------|
| 924003-18R | 26 | 18" | \$ 3.28 ea |
| 924003-06R | 26 | 6" | 4.78 ea |
| 924005-18R | 40 | 18" | 8.27 ea |
| 924005-06R | 40 | 6" | 7.33 ea |
| 924006-18R | 50 | 18" | 10.31 ea |
| 924006-06R | 50 | 6" | 9.15 ea |

JUMPER HEADERS

Solder to PC boards for instant plug-in access via socket-conductor jumpers. .025" sq. posts. Choice of straight or right angle.

| Part No. | No. of Posts | Angle | Price |
|----------|--------------|-------------|-----------|
| 923863-R | 26 | straight | \$1.28 ea |
| 923873-R | 26 | right angle | 1.52 ea |
| 923865-R | 40 | straight | 1.94 ea |
| 923875-R | 40 | right angle | 2.30 ea |
| 923866-R | 50 | straight | 2.36 ea |
| 923876-R | 50 | right angle | 2.82 ea |

INTRA-CONNECTOR

Provides both straight and right angle functions. Mates with standard 10" x 10" dual row connectors (i.e. 3m, Ainsley, etc.) Permits quick testing of inaccessible lines.

Part No.: 922576-26 No. of contacts: 26 Price \$6.90 ea.

INTRA-SWITCH

Permits instant line-by-line switching for diagnostic or QA testing. Switches actuated with pencil or probe tip. Mates with standard 10" x 10" dual-row connectors. Low profile design. Switch buttons recessed to eliminate accidental switching.

Part No.: IS-26 No. of contacts: 26 Price \$13.80 ea.

CRYSTALS

THESE FREQUENCIES ONLY

| Part | Frequency | Case/Style | Price |
|--------|--------------|------------|--------|
| CV1A | 1.000 MHz | HC33 U | \$5.95 |
| CV2A | 2.000 MHz | HC33 U | \$5.95 |
| CV2 O1 | 2.010 MHz | HC33 U | \$1.95 |
| CV3A | 4.000 MHz | HC18 U | \$4.95 |
| CV7A | 5.000 MHz | HC18 U | \$4.95 |
| CV12A | 10.000 MHz | HC18 U | \$4.95 |
| CV14A | 14.31818 MHz | HC18 U | \$5.95 |
| CV19A | 18.000 MHz | HC18 U | \$4.95 |
| CV22A | 20.000 MHz | HC18 U | \$4.95 |
| CV30B | 32.000 MHz | HC18 U | \$4.95 |

CONNECTORS PRINTED CIRCUIT EDGE-CARD

156 Spacing Tin-Double Read-Out

Bifurcated Contacts — Fits .054 to .070 P.C. Cards

| | | |
|---------|--------------------------------|--------|
| 15/30 | PINS (Solder Eyelet) | \$1.95 |
| 18/36 | PINS (Solder Eyelet) | \$2.49 |
| 22/44 | PINS (Solder Eyelet) | \$2.95 |
| 50/100 | PINS (Wire Wrap) | \$6.95 |
| 50/100A | (100 Spacing) PINS (Wire Wrap) | \$6.95 |

25 PIN-D SUBMINUTE (RS232)

| | | |
|-------|--------|--------|
| DB25P | PLUG | \$3.25 |
| DB25S | SOCKET | \$4.95 |

HEAT SINKS

680-75A Beryllium Copper w-black finish for TO-5

291-36H Aluminum for TO-220 Transistors & Regulators

680-75A Black Anodized Aluminum for TO-3

Dude 4 Black Anodized Aluminum — predrilled mounting holes for TO-3 — 4 1/4 x 1 1/4 x 2"

Etching Kits

(cannot be shipped via air)

32 X A-1 P.C. Etch Materials Kit enough for 5 circuit boards \$29.95 ea.

27 X A-1 Etched Circuit Kit Complete kit — only add water \$ 9.95 ea.

Plugboards 3662 6.5 x 4.5 x 1.16 Epoxy glass P-Pattern 44 P.C. Tabs Spaced 156 \$ 6.95 ea.

22/44 — Mating connector for plugboard — 22 pin double readout \$ 2.95 ea.

8800V Universal Microcomputer/Processor plugboard — epoxy glass composite with heat sink and mounting hardware 5.313 X 10 X 1.16 copper clad \$19.95 ea.

1/16 VECTOR BOARD

| Part No. | 0.1 Hole Spacing | P-Pattern | Price | | |
|-------------|------------------|-----------|-----------|------|------|
| | L | W | 1-9 10 up | | |
| PHENOLIC | 54P44 062XXXP | 4.50 | 6.50 | 1.72 | 1.54 |
| | 169P44 062XXXP | 4.50 | 17.00 | 3.69 | 3.32 |
| EPOXY GLASS | 64P44 062WE | 4.50 | 6.50 | 2.07 | 1.86 |
| | 64P44 062WE | 4.50 | 8.50 | 2.58 | 2.31 |
| | 169P44 062WE | 4.50 | 17.00 | 5.04 | 4.53 |
| | 169P44 062WE | 4.50 | 17.00 | 9.23 | 8.26 |
| | 169P44 062WEC1 | 4.50 | 17.00 | 6.80 | 6.12 |

63 KEY KEYBOARD

This keyboard features 63 unenclosed SPST keys, unattached to any kind of P.C.B. A very solid molder plastic 13 x 4 base suits most applications.

HD0165 Encoder Chip (encodes 16 Keys) \$7.95 ea.

AY-5-2376 Encoder Chip (encodes 88 Keys) \$14.95 ea.

MICROPROCESSOR COMPONENTS

| | | | |
|-----------------------------------|---------|----------------------------------|---------|
| 8080A CPU | \$16.00 | CDP1802 CPU | \$19.95 |
| 8212 8 Bit Input/Output | 4.95 | MC6800 8 Bit MPU | 24.95 |
| 8214 Priority Interrupt Control | 15.95 | MC6820 Periph. Interface Adapter | 15.00 |
| 8216 Bi-Directional Bus Driver | 6.95 | MC6810A1 128 x 8 Static RAM | 6.00 |
| 8224 Clock Generator/Driver | 9.95 | MC6830L8 1024 x 8 Bit ROM | 15.00 |
| 8228 System Controller Bus Driver | 10.95 | 780 CPU | 29.95 |

| Part No. | Price | Part No. | Price |
|------------------|-------|-----------------------------------|-------------|
| 8080A Suber 8008 | 16.00 | 1101 756 x 1 Static | \$ 1.49 |
| 2650 8 Bit MPU | 26.50 | 2101 256 x 4 Static | 5.95 |
| F8085 CPU | 29.95 | 2102 1024 x 1 Static | 1.75 |
| | | 2107 5280 4096 x 1 Dynamic | 4.95 |
| | | 2111 256 x 4 Static | 6.95 |
| | | 2112 16 x 4 Static | 2.49 |
| | | 8101 256 x 4 Static | 5.95 |
| | | 8111 256 x 4 Static | 1.19 |
| | | 8589 10 x 4 Static | 2.25 |
| | | 21102/91102 1024 x 1 Static | 6.95 |
| | | 1200 256 x 1 Static | 6.95 |
| | | 93421 356 x 1 Static | 2.80 |
| | | 1M45365 7K x 1 Dynamic | 2 for 1.00 |
| | | 1M45365 7K x 1 Dynamic | 16 Pin 5.95 |
| | | 1702A 2048 Famous | \$ 9.95 |
| | | 3203 2048 Famous | 11.95 |
| | | 82523 32 x 8 Open C | 3.00 |
| | | 825123 12 x 8 Tri-state | 5.00 |
| | | 74S28 1024 Static | 7.95 |
| | | 3601 256 x 4 Static | 19.95 |
| | | 82526 3K x 8 Eprom | 3.85 |
| | | 2716 16K Eprom | 34.95 |
| | | 6301 1 1024 Tri-State Bipolar | 3.49 |
| | | 6330-1 256 Open Collector Bipolar | 2.95 |

SPECIAL REQUESTED ITEMS

| | | | | | | | |
|-------------|-------|--------|-------|----------|-------|----------------|-----------|
| FCM3817 | 8.00 | 11050 | 19.95 | 7205 | 19.95 | 9358 | 3.95 |
| AY-3-8500-1 | 6.95 | 4N33 | 3.95 | ICM7045 | 24.95 | LD1101/11 | 25.00/set |
| AY-5-9100 | 17.50 | 8120 | 7.50 | ICM7207 | 7.50 | 95H90 | 11.95 |
| AY-5-9200 | 14.95 | 8167 | 2.00 | ICM7208 | 22.00 | MC306 IP | 3.50 |
| AY-5-9500 | 4.95 | 8905 | 7.95 | ICM7209 | 7.50 | MC4015 (7x416) | 7.50 |
| AY-5-2376 | 14.95 | MC6571 | 13.50 | MSK240 | 17.50 | MC140817 | 8.95 |
| 9374 | 1.95 | MC6574 | 13.50 | DS0026CH | 3.75 | MC140818 | 9.95 |
| 825115 | 25.00 | MC6575 | 13.50 | TIL300 | 10.50 | | |

PARATRONICS

Featured on February's Front Cover of Popular Electronics

Logic Analyzer Kit Model 100A \$229.00/kit

Model 100A assembled \$295.00

- Analyzes any type of digital system
- Cheeks data rates in excess of 8 million words per second
- Trouble shoot TTL, CMOS, DTL, RTL, Schottky and MOS families
- Displays 16 logic states up to 8 digits wide
- See ones and zeros displayed on your CRT, octal or hexadecimal format
- Tests circuits under actual operating conditions
- Easy to assemble — comes with step-by-step construction manual which includes 80 pages on logic operation. (Model 100A Manual - \$4.95)

Model 100A: 16 x 4 Reg 3.95

AY-5-1013 30k Baud ROM'S \$5.95

2513(2140) Char. Gen. upper case \$9.95

2513(3021) Char. Gen. lower case \$9.95

2516 Char. Gen. 10.95

MMS200 2048 Bit (512 x 4 on 256 x 8) 1.95

PARATRONICS TRIGGER EXPANDER - Model 10

Model 10 Assembly — \$229.00

Model 10 Baseplate — \$9.95

Model 10 Manual — \$4.95

Adds 16 additional bits. Provides digital delay and qualification of input clock and 24-bit trigger word. — Connects direct to Model 100A for integrated unit.

BK PRECISION 3 1/2-Digit Portable DMM

Model 2800 \$99.95

- Overload Protected
- 3 1/2 digit LED Display
- Battery of AC operation
- Auto Zeroing
- 1mw, 1va, 0.1 ohm resolution
- Overrange reading
- 10 meg input impedance
- DC Accuracy 1% typical
- Ranges: DC Voltage - 0-1000V; AC Voltage 0-1000V; Freq. Response 50-400 Hz; DC/AC Current: 0-100mA; Resistance: 0-10 meg ohm
- Size: 6 1/4" x 4 1/4" x 2 1/4"

Accessories:

AC Adapter BC-28 \$9.00

Batteries BP-26 20.00

Carrying Case LC-28 7.50

Comes with test leads, operating manual and spare fuse

CONTINENTAL SPECIALTIES

PROTO BOARD 6 \$15.95 (6 long X 4 wide)

Other CS Proto Boards

| | |
|-------------------------------|--------------------------------|
| PB100 - 4.5" x 6" | \$ 19.95 |
| PB101 - 5.8" x 4.5" | 29.95 |
| PB102 - 7" x 4.5" | 39.95 |
| PB103 - 9" x 6" | 59.95 |
| PB104 - 9.5" x 8" | 79.95 |
| PB203 - 9.75 x 6 1/2 x 2 1/4 | 80.00 |
| PB203A - 9.75 x 6 1/2 x 2 1/4 | 129.95 (includes power supply) |

LOGIC MONITOR for DTL, HTL, TTL or CMOS Devices \$84.95

DESIGN MATES

DM1 - Circuit Designer \$69.95

DM2 - Function Generator \$74.95

DM3 - RC Bridge \$74.95

PROTO CLIPS

| | |
|--------|--------|
| 14 PIN | \$4.50 |
| 16 PIN | 4.75 |
| 24 PIN | 8.50 |
| 40 PIN | 13.75 |

QT PROTO STRIPS

| Q1 type | #holes | price |
|---------|-----------|-------|
| Q1-598 | 590 | 2.50 |
| Q1-598 | bus strip | 2.50 |
| Q1-475 | 470 | 10.00 |
| Q1-478 | bus strip | 2.25 |
| Q1-355 | 350 | 8.50 |
| Q1-358 | bus strip | 2.00 |
| Q1-185 | 180 | 4.75 |
| Q1-125 | 120 | 3.75 |
| Q1-85 | 80 | 3.25 |
| Q1-75 | 70 | 3.00 |

Experimentor 300 \$ 9.95

Experimentor 600 \$10.95

James ELECTRONICS

1021-A HOWARD AVE., SAN CARLOS, CA. 94070

PHONE ORDERS WELCOME — (415) 592-8097

All Advertised Prices Good Thru January

1978 CATALOG NOW AVAILABLE

Spec Sheets - 25c — Send 35c Stamp for 1978 Catalog Dealer Information Available

California Residents — Add 6% Sales Tax

\$5.00 Minimum Order — U.S. Funds Only

The Incredible "Pennywhistle 103"

\$129.95 Kit Only

The Pennywhistle 103 is capable of recording data to and from audio tape without critical speed requirements for the recorder and is able to communicate directly for the deaf. In addition, it is free of critical adjustments and is built with non-precision ready available parts.

Data Transmission Method: Frequency Shift Keying, full-duplex (half-duplex selectable)

Maximum Data Rate: 300 Baud

Data Format: Asynchronous Serial (return to mark level required between each character)

Receive Channel Frequencies: 2025 Hz for space, 2225 Hz for mark

Transmit Channel Frequencies: Switch selectable Low (normal) 1070 space, 1270 mark, High 025 space, 2225 mark

Receive Sensitivity: 46 dbm acoustically coupled

Transmit Level: 15 dbm nominal, adjustable from -6 dbm to +20 dbm

Frequency Tolerance: Frequency reference automatically adjusts to allow for operation between 1800 Hz and 2400 MHz

Digital Data Interface: Allow RS-232C or 20 mA current loop (receiver is optoisolated and non-volatile)

Power Requirements: 120 VAC, single phase, 10 Watts

Physical: All components mount on a single 5" by 5" printed circuit board. All components included.

Requires a VOM, Audio Oscillator, Frequency Counter and/or Oscilloscope to align.

ERC AM/FM 8-Track Stereo Receiver

With BSR Changer

- PLL System
- BSR Record Changer
- Slide Controls
- Automatic AFC Control
- 4 Speaker Output
- Walnut finish vinyl covered wood veneer with smoke dust cover

Size: 20"W x 9 1/2"H x 15 1/4"D

Model 8365 \$149.95

DIGITAL STOPWATCH

- Bright 6 Digit LED Display
- Times to 99 minutes 59 seconds
- Crystal Controlled Time Base
- Three Stopwatches in One: Times Single Event — Split & Taylor
- Size: 5 x 2 1/2 x 9 1/2 (4 1/2 ounces)
- Uses 3 Penrite Cells

Kit — \$39.95

Assembled — \$49.95

Heavy Duty Carry Case \$5.95

Stop Watch Chip Only (7205) \$19.95

3 1/2 DIGIT DPM KIT

Model KB500 DPM Kit \$49.00

Model 311D-5C-5V Power Kit \$17.50

- New Bipolar Unit
- Auto Zeroing
- 5" LED
- Auto Polarity
- Low Power
- Single IC Unit

JE700 CLOCK

The JE700 is a low cost digital clock, but is a very high quality unit. The unit has a simulated walnut case with dimensions of 6 x 2 1/2 x 1. It utilizes a MAN72 high brightness red LED and the MM5314 clock chip.

115 VAC 12 or 24 Hour

KIT ONLY \$16.95

HEXADECIMAL ENCODER 19-KEY PAD

- 1 0
- ABCDEF
- Shift Key
- 2 Optional Keys

\$10.95 each

INSTRUMENT/CLOCK CASE

Injection molded unit. Complete with red bezel. 4 1/2" x 4" x 1 9/16"

\$3.95 ea.

JE803 PROBE

The Logic Probe is a unit which is for the most part indispensable in trouble shooting logic families: TTL, DTL, RTL, CMOS. It derives the power it needs to operate directly off of the circuit under test, drawing a scant 10 mA max. It uses a MAN72 readout to indicate any of the following states: these symbols: (H) = 1 (LOW) = 0 (PULSE) = P. The Probe can detect high frequency pulses to 15 MHz. It can be used at MOS levels or circuit damage will result.

\$9.95 Per Kit

printed circuit Board

T-1 5V 1A Supply


This is a standard T-1 power supply using the well known LM309A regulator. It provides a solid 1 AMP of current at 5 volts. We try to make things easy for you by providing everything you need in one package, including the hardware for only \$9.95 Per Kit

NEW YEAR SALE

10% discount on orders of \$100 or more

sale ends
Feb. 1, 78

TRANSISTORS



| | | | | |
|-----------------|-------------|-------------------|------|----------|
| 2N5598 (HEP707) | NPN SI TO-3 | 400V 10A 125W EA. | 2.50 | 10/22.50 |
| TIP31A (HEP245) | NPN SI TAB | 60 3 40 | .30 | 2.50 |
| 2N6101 (S5004) | NPN SI TAB | 80 10 75 | .65 | 5.00 |
| D41D1 | PNP SI TAB | 30 1 6 | .25 | 2.00 |
| MPS5172(HEP56) | NPN S TO-92 | 25 .1 .2 | .12 | 1.00 |
| C106D1 | SCR TAB | 4A-400V .2MA GATE | .65 | 5.00 |

-SUPER SPECIALS-

| | |
|---|---------|
| 2708 1024 x 8, 450NS, EPROM | \$20.95 |
| DIAC 27 TRIGGER DIODE | .20 |
| PULSE XFMR. 1/1 TOROID-ENCASED | .25 |
| 360MFD. 600VDC PHOTO FLASH CAP. | .90 |
| 1702A 2K, Ius, EPROM | 7.95 |
| SP425 SPERRY 9 digit 1/2" HV multiplexed 7 seg. | 1.25 |
| MM5369 time base osc. chip | 1.75 |
| T.V. crystal for above..... | 1.75 |
| 1101A 256 x 1 MOS RAM | .59 |
| 93410 256 x 1 45NS RAM | .85 |
| 75451 peripheral driver | .40 |
| 7402 TTL nor gate | .16 |
| 7430 TTL nand gate | .14 |
| CERAMIC FILTER 10.7 Mhz. | 1.20 |
| MM5058 1024 bit static SR | 1.50 |
| UA715 60MHZ. op-amp | 1.20 |
| 74S206 256 x 1 45NS RAM | .90 |
| 78L2.6 2.6V TO92 .1A regul. | .29 |
| 78L05 5.0V " " " | .29 |
| 78L1.6 6.2V " " " | .29 |
| 78L12 12V " " " | .29 |
| 78L15 15V " " " | .29 |
| 78M05 5V tab .5A + regul. | .59 |
| 78M4 4 term. adj. .5A + reg. | 1.29 |
| 79M3 " " " - reg. | 1.39 |
| 7805T tab 1A 5v regul | .89 |
| 7812 to-3 1A +12V regul. | .59 |

COUNTER DISPLAY KIT

Ideal module for home built counter projects. Includes 7490 decade counter 7475 latch, 7447 driver, and RCA .6" NUMITRON display. PCB with plated thru hole and instructions supplied. KITS SUPPLIED FROM ONE TO TEN DIGITS PER BOARD (all interconnects plated)...

\$5.89 per digit

RESISTOR ASSORTMENT with metal cabinet

| | |
|---------------|-----------------------------|
| 100ea 1/4W 5% | 3-9 6.8 12 18 27 39 |
| | 56 82 120 180 270 390 |
| | 560 820 1.2K 1.8K 2.7K 3.9K |
| | 5.6K 8.2K 12K 18K 27K 39K |
| | 56K 82K 120K 180K 270K |
| | 560K 820K 1.2M 1.8M 2.7M |

\$44.95

TV REPAIR INTEGRATED CIRCUITS

| | | | |
|--------|--------|----------|------------|
| 221-34 | 221-46 | 612007-1 | \$2.25 ea. |
| 221-42 | 221-48 | LM3089 | 10/\$20 |
| 221-45 | 221-62 | LM2111 | |

DIP TRIMMER

12 TURN, 1/4" x 1/4" x 1/4"
5K or 200K only
mfg. DALE

\$.50 TEN FOR \$4

POTTER BRUMFIELD

Type KHP Relay
4 PDT 3A Contacts
24VDC COIL
650 ohms
120VAC
10.5MA

\$1.60 ea.

150 Mhz Prescaler

Use your low frequency counter to measure VHF or UHF frequencies. This kit will divide the input signal by ten (10 or 100 with 650MHz option). Kit contains drilled circuit board, 2 MC10131 IC's, all parts needed and instructions.

150/170MHz KIT \$12.95
650MHz option w/1090 IC \$29.95
--requires 5v at app. .2A. power supply and case are not part of kit--

TO-92 TRANSISTORS

50 FIRST QUALITY PLASTIC TRANSISTORS ASSORTED TYPES PNP, NPN, AND EVEN A FEW DARLINGTONS... THESE ARE NOT U-TEST SPECIALS FROM FACTORY REJECT BARRELS, BUT FIRST QUALITY PARTS WITH HOUSE NUMBERS. JUST 250K AVAILABLE-SO STOCK UP NOW ... FIFTY FOR \$2-

-SWITCHES-

RED PUSH BUTTON
N.O. MOMENTARY CONTACT

| | |
|----------|------|
| 30¢ each | |
| 8 | \$ 2 |
| 100 | 22 |
| 1000 | 195 |

actual size

MINI MINI TOGGLE
EXTRA SMALL D.P.D.T.
3A 125VAC CONTACTS

| | |
|-----------|--------|
| each | \$1.50 |
| 8 - 10. | |
| 100 - 95. | |

actual size

JBT HRI-223 5 AMP DPDT
ROCKER SWITCH WITH PANEL
MOUNTING HARDWARE.....

| | |
|---------|--|
| 79¢ ea. | |
| ten \$6 | |
| \$49/c | |

SUPER LED'S

This family of LED's are mounted on a 7-pin header with a 6/32 threaded stud to secure to a heat sink... THE AMPERES max. continuous current rating (with heat sink). LED's can be pulsed at up to 25A with low duty cycle. Data supplied w/order.

ME2 Infra Red w/low lens
ME3 Infra Red w/high lens
MV4 Visible Red with low lens
MV4H Visible Red with high lens

\$2.99 ea.

PO BOX 41778

Sacramento, Ca. 95841
916 334 2161

BABYLON ELECTRONICS

Money back guarantee- \$5 minimum order. we pay post on orders for \$10 or more. All payment must be in U.S. funds Foreign orders must include post BAC & MC are not prepaid orders and shipping is added

4811 MYRTLE AVE

AMERICAN EXPRESS BANKAMERICARD

RADIO-ELECTRONICS

CRYSTAL OSCILLATOR BOARDS-OP-AMP BOARDS



CRYSTAL OSCILLATOR BOARD, removed from a MODEM. Has VECTRON CO-231T crystal oscillator, with tuning option for accuracy of .0001%. Crystal Freq. is 4.9152 Mhz. which divides conveniently to many usefull frequencies, including 100 Hz, 60 Hz, 50 Hz, and 1 Hz. We provide data showing TTL chips to get these frequencies. Current VECTRON price for the crystal oscillator is \$85.00. Board contains many other parts, transistors, op-amps, caps, ICs etc. Selling for 2.00 less than our regular advertied price.

6560R Crystal Oscillator board \$14.95 2/28.00

This op-amp board contains 31 LM741 op-amps, 32 transistors, over 75 1% precision resistors, 12 dipped tantalum caps, loads of resistors and diodes and more. A parts bonanza.

STOCK NO.6561R Parts board. \$8.95 2/16.00

HEAVY DUTY POWER TRANSFORMER, 12 volts @ 5 amps, 24 volts @ 9 amps, 14 volts @ 20 amps, 125 volts @ 1.5 amps. Also has double primary. If put in series, all voltages above are halved. Extra primary winding may be used as an isolation winding, as may the 125 volt secondary. Great for bench supplies, CB power supply, high power amplifiers, computers . etc. 15 lbs. 5 3/4" x 5" x 4 1/2"

STOCK NO.6675 With Data \$17.95 2/34.00

VIDEOCUBE TV COMPUTER INTERFACE

VIDEOCUBE is an interface device that interfaces any video output device to a TV receiver. OK'd by FCC. Complete or partial kit. Partial kit has all hard to get parts. We include reprint of "The versatile VIDEOCUBE" from August issue of RADIO-ELECTRONICS.

STOCK NO.5500R Complete kit with data. \$13.95 2/26.00

STOCK NO.5500RP Partial kit with data. \$9.95 2/18.00

Enclose sufficient postage, excess refunded. All mail orders to BOSTON, MA. P.O. Box 2, Amesbury, Ma. 01913 DELTA ELECTRONICS WAREHOUSE OUTLET, (Retail only) 590 Commonwealth Ave. Boston, Mass.

DELTA ELECTRONICS ATLANTA GA. DELTA ELECTRONICS HOBBIES 5151 Buford Hwy. Doraville, Atlanta Georgia. (Retail only)

CIRCLE 55 ON FREE INFORMATION CARD

ALL TOGETHER NOW!

The acclaimed Equinox 100™ mainframe kit (\$799) is now a complete S-100 system. Because now there is an Equinox 100™ I/O interface kit (\$120) that handles the hard work of interfacing all your peripherals. And Equinox 100™ 4K memory kits (\$109), Assembled 8K memory boards (\$188), EQU/ATE™ editor/assembler and BASIC-EQ™ software on cassettes. It all goes together. It all works together. It's all together now at special system prices. See The Equinox System™ at your local computer shop. Call toll-free to 800-648-5311. BAC/MC accepted. Or write Equinox Division, Parasitic Engineering, P.O. Box 6314, Albany California 94706.



THE EQUINOX SYSTEM™ When you put it together, it's really together.

CIRCLE 77 ON FREE INFORMATION CARD

| DIODES/ZENERS | | | | SOCKETS/BRIDGES | | | | TRANSISTORS, LEDS, etc. | | | |
|---------------|-------|------|-----|-----------------|--------------|----|------|-------------------------|---------------------------|---------------|------|
| 1N914 | 100v | 10mA | .05 | 8-pin pcb | .25 | ww | .45 | 2N2222 | NPN | (Plastic .10) | .15 |
| 1N4005 | 600v | 1A | .08 | 14-pin pcb | .25 | ww | .40 | 2N2907 | PNP | | .15 |
| 1N4007 | 1000v | 1A | .15 | 16-pin pcb | .25 | ww | .40 | 2N3906 | PNP | | .10 |
| 1N4148 | 75v | 10mA | .05 | 18-pin pcb | .25 | ww | .75 | 2N3054 | NPN | | .35 |
| 1N753A | 6.2v | z | .25 | 22-pin pcb | .45 | ww | 1.25 | 2N3055 | NPN 15A 60v | | .50 |
| 1N758A | 10v | z | .25 | 24-pin pcb | .35 | ww | 1.10 | T1P125 | PNP Darlington | | .35 |
| 1N759A | 12v | z | .25 | 28-pin pcb | .35 | ww | 1.45 | LED Green, Red, Clear | | | .15 |
| 1N4733 | 5.1v | z | .25 | 40-pin pcb | .50 | ww | 1.25 | D.L.747 | 7 seg 5/8" high com-anode | | 1.95 |
| 1N5243 | 13v | z | .25 | Molex pins .01 | To-3 Sockets | | .45 | XAN72 | 7 seg com-anode | | 1.50 |
| 1N5244B | 14v | z | .25 | 2 Amp Bridge | 100-prv | | 1.20 | FND 359 | Red 7 seg com-cathode | | 1.25 |
| 1N5245B | 15v | z | .25 | 25 Amp Bridge | 200-prv | | 1.95 | | | | |

| C MOS | | - T T L - | | | | | | | | | |
|-------|------|-----------|------|-------|------|--------|------|--------|------|---------------|------|
| 4000 | .15 | 7400 | .15 | 7473 | .25 | 74176 | 1.25 | 74H72 | .55 | 74S133 | .45 |
| 4001 | .20 | 7401 | .15 | 7474 | .35 | 74180 | .85 | 74H101 | .75 | 74S140 | .75 |
| 4002 | .20 | 7402 | .20 | 7475 | .35 | 74181 | 2.25 | 74H103 | .75 | 74S151 | .35 |
| 4004 | 3.95 | 7403 | .20 | 7476 | .30 | 74182 | .95 | 74H106 | .95 | 74S153 | .35 |
| 4006 | 1.20 | 7404 | .15 | 7478 | .55 | 74190 | 1.75 | | | 74S157 | .80 |
| 4007 | .35 | 7405 | .25 | 7481 | .75 | 74191 | 1.35 | 74L00 | .35 | 74S158 | .35 |
| 4008 | .95 | 7406 | .35 | 7483 | .95 | 74192 | 1.65 | 74L02 | .35 | 74S194 | 1.05 |
| 4009 | .30 | 7407 | .55 | 7485 | .95 | 74193 | .85 | 74L03 | .30 | 74S257 (8123) | .25 |
| 4010 | .45 | 7408 | .25 | 7486 | .30 | 74194 | 1.25 | 74L04 | .35 | | |
| 4011 | .20 | 7409 | .15 | 7489 | 1.35 | 74195 | .95 | 74L10 | .35 | 74LS00 | .35 |
| 4012 | .20 | 7410 | .10 | 7490 | .55 | 74196 | 1.25 | 74L20 | .35 | 74LS01 | .35 |
| 4013 | .40 | 7411 | .25 | 7491 | .95 | 74197 | 1.25 | 74L30 | .45 | 74LS02 | .35 |
| 4014 | 1.10 | 7412 | .30 | 7492 | .95 | 74198 | 2.35 | 74L47 | 1.95 | 74LS04 | .35 |
| 4015 | .95 | 7413 | .45 | 7493 | .40 | 74221 | 1.00 | 74L51 | .45 | 74LS05 | .45 |
| 4016 | .35 | 7414 | 1.10 | 7494 | 1.25 | 74367 | .85 | 74L55 | .65 | 74LS08 | .35 |
| 4017 | 1.10 | 7416 | .25 | 7495 | .60 | | | 74L72 | .45 | 74LS09 | .35 |
| 4018 | 1.10 | 7417 | .40 | 7496 | .80 | 75108A | .35 | 74L73 | .40 | 74LS10 | .35 |
| 4019 | .60 | 7420 | .15 | 74100 | 1.85 | 75110 | .35 | 74L74 | .45 | 74LS11 | .35 |
| 4020 | .85 | 7426 | .30 | 74107 | .35 | 75491 | .50 | 74L75 | .55 | 74LS20 | .35 |
| 4021 | 1.35 | 7427 | .45 | 74121 | .35 | 75492 | .50 | 74L93 | .55 | 74LS21 | .25 |
| 4022 | .95 | 7430 | .15 | 74122 | .55 | | | 74L123 | .55 | 74LS22 | .25 |
| 4023 | .25 | 7432 | .30 | 74123 | .55 | 74H00 | .25 | | | 74LS32 | .40 |
| 4024 | .75 | 7437 | .35 | 74125 | .45 | 74H01 | .25 | 74S00 | .55 | 74LS37 | .35 |
| 4025 | .35 | 7438 | .35 | 74126 | .35 | 74H04 | .25 | 74S02 | .55 | 74LS40 | .45 |
| 4026 | 1.95 | 7440 | .25 | 74132 | 1.35 | 74H05 | .25 | 74S03 | .30 | 74LS42 | 1.10 |
| 4027 | .50 | 7441 | 1.15 | 74141 | 1.00 | 74H08 | .35 | 74S04 | .35 | 74LS51 | .50 |
| 4028 | .95 | 7442 | .45 | 74150 | .85 | 74H10 | .35 | 74S05 | .35 | 74LS74 | .65 |
| 4030 | .35 | 7443 | .85 | 74151 | .75 | 74H11 | .25 | 74S08 | .35 | 74LS86 | .65 |
| 4033 | 1.50 | 7444 | .45 | 74153 | .95 | 74H15 | .30 | 74S10 | .35 | 74LS90 | .95 |
| 4034 | 2.45 | 7445 | .65 | 74154 | 1.05 | 74H20 | .30 | 74S11 | .35 | 74LS93 | .95 |
| 4035 | 1.25 | 7446 | .95 | 74156 | .95 | 74H21 | .25 | 74S20 | .35 | 74LS107 | .85 |
| 4040 | 1.35 | 7447 | .95 | 74157 | .65 | 74H22 | .40 | 74S40 | .25 | 74LS123 | 1.00 |
| 4041 | .69 | 7448 | .70 | 74161 | .85 | 74H30 | .25 | 74S50 | .25 | 74LS151 | .95 |
| 4042 | .95 | 7450 | .25 | 74163 | .95 | 74H40 | .25 | 74S51 | .45 | 74LS153 | 1.20 |
| 4043 | .95 | 7451 | .25 | 74164 | .60 | 74H50 | .25 | 74S64 | .25 | 74LS157 | .85 |
| 4044 | .95 | 7453 | .20 | 74165 | 1.50 | 74H51 | .25 | 74S74 | .40 | 74LS164 | 1.90 |
| 4046 | 1.75 | 7454 | .25 | 74166 | 1.35 | 74H52 | .15 | 74S112 | .90 | 74LS367 | .85 |
| 4049 | .70 | 7460 | .40 | 74175 | .80 | 74H53J | .25 | 74S114 | 1.30 | 74LS368 | .85 |
| 4050 | .50 | 7470 | .45 | | | 74H55 | .25 | | | | |
| 4066 | .95 | 7472 | .40 | | | | | | | | |
| 4069 | .40 | | | | | | | | | | |
| 4071 | .35 | | | | | | | | | | |
| 4081 | .70 | | | | | | | | | | |
| 4082 | .45 | | | | | | | | | | |

| LINEARS, REGULATORS, etc. | | | | | | | |
|---------------------------|------|----------------|------|------------------|------|--------------|------|
| 8266 | .35 | LM320K5 (7905) | 1.65 | LM340T24 | .95 | LM723 | .50 |
| MCT2 | .95 | LM320K12 | 1.65 | LM340K12 | 2.15 | LM725 | 1.75 |
| 8038 | 3.95 | LM320T5 | 1.65 | LM340K15 | 1.25 | LM739 | 1.50 |
| LM201 | .75 | LM320T12 | 1.65 | LM340K18 | 1.25 | LM741 (8-14) | .25 |
| LM301 | .25 | LM320T15 | 1.65 | LM340K24 | .95 | LM747 | 1.10 |
| LM308 (Mini) | .75 | LM339 | .95 | LM373 | 2.95 | LM1307 | 1.25 |
| LM309H | .65 | 7805 (340T5) | .95 | LM380 | .95 | LM1458 | .95 |
| LM309K (340K-5) | .85 | LM340T12 | 1.00 | LM709 (8,14 PIN) | .25 | LM3900 | .50 |
| LM310 | 1.15 | LM340T15 | 1.00 | LM711 | .45 | LM75451 | .65 |
| LM311D (Mini) | .75 | LM340T18 | 1.00 | | | NE555 | .50 |
| LM318 (Mini) | .65 | | | | | NE556 | .95 |
| | | | | | | NE565 | .95 |
| | | | | | | NE566 | 1.75 |
| | | | | | | NE567 | 1.35 |

| 9000 SERIES | |
|-------------|-----|
| 9301 | .85 |
| 9309 | .35 |
| 9322 | .85 |
| 95H03 | .55 |
| 9601 | .75 |
| 9602 | .50 |

| MEMORY CLOCKS | |
|-----------------------|-------|
| 74S188 (8223) | 3.00 |
| 1702A | 6.95 |
| MM5314 | 3.00 |
| MM5316 | 3.50 |
| 2102-1 | 1.75 |
| 2102L-1 | 1.95 |
| TR 1602B/ TMS 6011 | 6.95 |
| 8080AD | 15.00 |
| 8T13 | 1.50 |
| 8T23 | 1.50 |
| 8T24 | 2.00 |
| 2107B-4 | 4.95 |

INTEGRATED CIRCUITS UNLIMITED

7889 Clairemont Mesa Boulevard, San Diego, California 92111
(714) 278-4394 (Calif. Res.)

All orders shipped prepaid No minimum
Open accounts invited COD orders accepted

Discounts available at OEM Quantities California Residents add 6% Sales Tax
All IC's Prime/Guaranteed. All orders shipped same day received.

24 Hour Toll Free Phone 1-800-854-2211 MasterCharge / BankAmericard / AE

SPECIAL DISCOUNTS

| | |
|----------------|--------|
| Total Order | Deduct |
| \$35 - \$99 | 5% |
| \$100 - \$300 | 10% |
| \$301 - \$1000 | 15% |
| \$1000 - Up | 20% |

NAME brand digital/analog test equipment. Discount prices. Free catalog. **SALEN ELECTRONICS**, P.O. Box 82, Skokie, IL 60076

RECONDITIONED test equipment. \$0.50 for catalog. **WALTER'S TEST EQUIPMENT**, 2697 Nick-el, San Pablo, CA 94806


MANUALS for Govt. surplus radios, test sets, scopes. List 50¢ (coin). **BOOKS**, 7218 Roanne Drive, Washington, D.C. 20021

PRINTED circuit supplies. A process that always works. Send stamp. **CIRCOLEX**, Box 198, Marcy, NY 13403

FREE details... **A DIFFERENT KIND OF RECORD CLUB**

Discounts up to 73%, no "agree-to-purchase" obligations. All labels, Schwann catalog of thousands of titles; classical, pop, jazz, country, etc. Discount dividend certificates. Newsletter; accessories; quick service. 100% iron-clad guarantees. Write for free details.

dmc DISCOUNT MUSIC CLUB, INC. DEPT. 3-0178
650 Main Street, New Rochelle, N.Y. 10801



THE DC 12 CLOCK MODULE ADDS A DIGITAL TIME DISPLAY TO YOUR TV SCREEN *** AS FEATURED IN JULY RADIO ELECTRONICS. PROGRAMMING OPTIONS INCLUDE • HORIZONTAL & VERTICAL LOCATIONS OF THE DISPLAY • DISPLAY FREQUENCY (1 TO 10 MIN) • DISPLAY FORMAT (12 OR 24 HOURS) • SECONDS DISPLAY OR SUPPRESSION • DURATION OF DISPLAY • AUXILIARY INPUT FOR TEMP. ERRATURE, STOPWATCH, ETC. **\$36.95** PLUS \$2.00 SHIPPING. COMPLETE KIT WITH INSTRUCTIONS INCLUDING CIRCUIT BOARD, TRANSFORMER AND 50 COMPONENTS. FOR INFORMATION ON OTHER CLOCKS AND GAMES WRITE TO

ELECTRONIC components, communication and test equipment. Stamp for catalog. **E. FRENCH**, Box 249, Aurora, IL 60507

INTERFAB, 27963 CABOT RD., LAGUNA NIGUEL, CA. 92677

GOLDMINE of parts, powerful power supply, documentation, in complete **Cartrivision** electronic assembly. Perfect for **microprocessor** and all electronic applications. \$24.95 total. Master Charge, BankAmericard. Free brochure. **MADISON ELECTRONICS, INCORPORATED**, 369, Madison, AL 35758. Satisfaction guaranteed.

Burglar . Smoke Fire Alarm Catalog

• Billions of dollars lost annually due to lack of protective warning alarms.

FREE CATALOG Shows you how to protect your home, business and person. Wholesale prices. Do-it-yourself. Free engineering service.



Burdex Security Co.

Box 82802 RE-018 Lincoln, Ne. 68501


WANTED

RADIO-TV jobs—stations hiring nationwide! Free details: **JOB LEADS**, 1680-CN Vine, Hollywood, CA 90028

"Maybe it will go away."

The five most dangerous words in the English language

American Cancer Society
We want to cure cancer in your lifetime



SEE IN THE DARK

IR viewer complete ready to operate. Guaranteed by the manufacturer. Portable, runs on lantern battery. New, see in total darkness. No shipments to Calif. Comes complete with built in IR source and adjustable focus lens. **SPL-21 \$199.00**

CHARACTER GENERATOR CHIP
Memory is 512X5 produces 64 five by seven ASCH characters. New by National, w/specs **\$6.00**

TOUCHTONE ENCODER CHIP
Compatible w/Bell system. Ideal for repeater work. W/specs **\$6.00**

SMOKE—FIRE—INTRUDER ALARM
12 VDC w/5 inch loud bell, w/instructions. Fine biz. for car, camper, boat, home W/instructions **\$20.00**

CATALOG SP-10 NOW READY
customer pays all postage
MESHNA, PO BOX 62, E. Lynn Ma 01904

CIRCLE 54 ON FREE INFORMATION CARD



Seeking Original Japanese Replacement Parts for CB and Stereo Repair Use?



Original Japanese Transistors, FET, IC, Diodes
CHECK OUR LOW PRICES!

| | | | | | | |
|--------------------|---------------|---------------|----------------|---------------|----------------|--------------|
| TRANSISTORS | 2SA 49 .59 | 2SA 816 .70 | 2SC 403 .59 | 2SC 897 2.65 | 2SC 1449 1.00 | 2SD 358 1.30 |
| 2SA 70 1.10 | 2SA 818 1.40 | 2SC 430 1.10 | 2SC 898 4.40 | 2SC 1451 1.60 | 2SD 360 1.20 | |
| 2SA 101 .59 | 2SA 839 2.15 | 2SC 454 .59 | 2SC 900 .59 | 2SC 1475 1.40 | 2SD 382 1.40 | |
| 2SA 102 .59 | 2SA 841 .59 | 2SC 458 .59 | 2SC 929 .59 | 2SC 1478S .70 | 2SD 388 3.40 | |
| 2SA 234 .59 | 2SA 847 .59 | 2SC 460 .59 | 2SC 930 .59 | 2SC 1509 1.10 | 2SD 424 8.50 | |
| 2SA 342 .90 | 2SA 850 .70 | 2SC 461 .59 | 2SC 943 1.20 | 2SC 1584 8.50 | 2SD 427 2.80 | |
| 2SA 353 .70 | 2SA 850A 1.60 | 2SC 461 1.60 | 2SC 945 .59 | 2SC 1586 8.60 | 2SD 525 1.80 | |
| 2SA 377 2.00 | 2SA 872A 1.60 | 2SC 482 1.50 | 2SC 959 1.50 | 2SC 1624 1.30 | 2SD 528 1.10 | |
| 2SA 440 .90 | 2SA 908 11.00 | 2SC 485 1.60 | 2SC 971 1.00 | 2SC 1626 1.10 | 2SD 555A 6.60 | |
| 2SA 483 3.00 | 2SB 54 .59 | 2SC 488 1.60 | 2SC 983 1.00 | 2SC 1628 1.30 | 2SD 610 1.90 | |
| 2SA 484 2.50 | 2SB 75 .59 | 2SC 495 1.00 | 2SC 984 .90 | 2SC 1647 .59 | | |
| 2SA 485 2.00 | 2SB 77 .59 | 2SC 497 1.60 | 2SC 1000BL .59 | 2SC 1669 1.80 | FET | |
| 2SA 489 1.60 | 2SB 166 .59 | 2SC 509 .90 | 2SC 1014 1.20 | 2SC 1674 .59 | 2SK 19 1.80 | |
| 2SA 495 1.10 | 2SB 187 .59 | 2SC 517 3.95 | 2SC 1017 1.40 | 2SC 1675 .59 | 2SK 30 3.90 | |
| 2SA 496 1.10 | 2SB 202 1.60 | 2SC 535 .70 | 2SC 1018 1.20 | 2SC 1678 2.25 | 2SK 33 1.10 | |
| 2SA 497 1.60 | 2SB 220 1.60 | 2SC 536 .59 | 2SC 1030C 2.80 | 2SC 1682 4.45 | 2SK 34 1.10 | |
| 2SA 509 .70 | 2SB 303 .59 | 2SC 537 .59 | 2SC 1047 .70 | 2SC 1684 .59 | 2SK 40 1.30 | |
| 2SA 525 2.50 | 2SB 324 .70 | 2SC 538A .70 | 2SC 1060 2.25 | 2SC 1708 .59 | 2SK 49 1.70 | |
| 2SA 537 2.25 | 2SB 337 1.60 | 2SC 562 2.15 | 2SC 1061 1.40 | 2SC 1728 2.00 | 2SK 55 1.30 | |
| 2SA 539 .70 | 2SB 367 1.50 | 2SC 563 1.10 | 2SC 1061 1.40 | 2SC 1730 .59 | 2SK 68 1.30 | |
| 2SA 561 .59 | 2SB 368B 2.15 | 2SC 619 .59 | 2SC 1096 2.00 | 2SC 1760 2.00 | 2SK 88 2.55 | |
| 2SA 562 .59 | 2SB 379 1.10 | 2SC 620 .59 | 2SC 1111 3.40 | 2SC 1775 4.45 | 3SK 35 2.25 | |
| 2SA 564A .59 | 2SB 400 .59 | 2SC 632A .70 | 2SC 1115 3.40 | 2SC 1816 4.25 | 3SK 39 2.25 | |
| 2SA 565 1.10 | 2SB 405 1.70 | 2SC 644 .59 | 2SC 1116 4.40 | 2SC 1885 1.70 | 3SK 40 2.25 | |
| 2SA 566 3.40 | 2SB 407 1.40 | 2SC 645 .70 | 2SC 1116A 4.90 | 2SC 1908 .59 | 3SK 41 2.50 | |
| 2SA 606 1.90 | 2SB 415 1.20 | 2SC 650 1.30 | 2SC 1124 1.30 | 2SC 1909 4.40 | 3SK 45 2.50 | |
| 2SA 624 1.10 | 2SB 434 1.20 | 2SC 668 .59 | 2SC 1124 1.30 | 2SC 1951 1.10 | MK 10 2.00 | |
| 2SA 627 3.60 | 2SB 440 .70 | 2SC 680 2.80 | 2SC 1168 .59 | 2SC 1957 1.20 | | |
| 2SA 628 .59 | 2SB 463 1.50 | 2SC 684 1.40 | 2SC 1173 .90 | 2SC 1969 4.90 | IC | |
| 2SA 634 .90 | 2SB 471 1.60 | 2SC 693B .59 | 2SC 1175 .90 | 2SC 1973 1.10 | AN 2140 3.40 | |
| 2SA 640 2.25 | 2SB 472 2.80 | 2SC 698 1.95 | 2SC 1177 14.00 | 2SC 1975 4.40 | AN 315 3.70 | |
| 2SA 643 .70 | 2SB 474 1.20 | 2SC 708A 1.90 | 2SC 1189 1.40 | 2SC 2028 .90 | BA 511 3.40 | |
| 2SA 659 .59 | 2SB 492 1.60 | 2SC 710 .59 | 2SC 1211D 1.70 | 2SC 2029 3.90 | BA 521 3.70 | |
| 2SA 663 4.90 | 2SB 507 1.60 | 2SC 711 .59 | 2SC 1213 1.70 | 2SC 2091 3.90 | HA 1151 3.70 | |
| 2SA 666 .70 | 2SB 509 1.90 | 2SC 712 .59 | 2SC 1222 4.45 | 2SC 2092 3.90 | LA 4400 3.70 | |
| 2SA 672 .70 | 2SB 514 1.90 | 2SC 717 .59 | 2SC 1226 1.00 | 2SC 2098 3.90 | TA 7045M 3.00 | |
| 2SA 673 .70 | 2SB 526C 1.30 | 2SC 730 4.40 | 2SC 1237 4.25 | 2SD 28 2.80 | SN 7400 .19 | |
| 2SA 676 .70 | 2SB 527 1.60 | 2SC 732 .59 | 2SC 1239 3.50 | 2SD 75 1.10 | TA 7055P 3.00 | |
| 2SA 683 .70 | 2SB 528D 1.60 | 2SC 733 .59 | 2SC 1279 .70 | 2SD 90 1.60 | TA 7060P 1.60 | |
| 2SA 684 .70 | 2SB 536 1.60 | 2SC 734 .59 | 2SC 1306 4.40 | 2SD 91 1.60 | TA 7061AP 1.90 | |
| 2SA 695 .70 | 2SB 539 4.90 | 2SC 735 .59 | 2SC 1307 4.90 | 2SD 92 1.50 | TA 7082 1.90 | |
| 2SA 697 .70 | 2SB 541 4.40 | 2SC 738 .59 | 2SC 1312 .59 | 2SD 118 3.00 | TA 7205P 3.90 | |
| 2SA 706 1.60 | 2SB 554 10.00 | 2SC 758 2.50 | 2SC 1313G .59 | 2SD 130 1.20 | TA 7310P 3.90 | |
| 2SA 715 1.40 | 2SB 561A 9.00 | 2SC 763 .59 | 2SC 1317 .59 | 2SD 142 2.00 | UPC 592H2 1.60 | |
| 2SA 719 .70 | 2SB 574 1.90 | 2SC 773 .70 | 2SC 1318 .59 | 2SD 143 2.80 | PLL 02A 8.80 | |
| 2SA 720 .70 | 2SB 595 1.00 | 2SC 774 1.60 | 2SC 1327 .59 | 2SD 178 1.40 | | |
| 2SA 721 .70 | 2SB 600A 7.00 | 2SC 776 2.65 | 2SC 1330 1.50 | 2SD 180 2.50 | DIODES | |
| 2SA 725 .59 | 2SC 183 .59 | 2SC 778 3.60 | 2SC 1342 .59 | 2SD 187 .59 | 1S 84 1.00 | |
| 2SA 726 .59 | 2SC 184 .59 | 2SC 781 2.65 | 2SC 1344 .59 | 2SD 188 3.00 | 1S 188 .45 | |
| 2SA 733 .59 | 2SC 281 .59 | 2SC 783R 3.90 | 2SC 1345D .59 | 2SD 205 1.40 | 1S 332 .45 | |
| 2SA 740 2.65 | 2SC 284 1.40 | 2SC 784 .59 | 2SC 1359 1.40 | 2SD 217 4.40 | 1S 953 .45 | |
| 2SA 744 3.40 | 2SC 367 .90 | 2SC 785 .70 | 2SC 1360 1.00 | 2SD 223 1.90 | 1S 1007 .45 | |
| 2SA 745R 4.70 | 2SC 369 .70 | 2SC 789 1.00 | 2SC 1362 .59 | 2SD 224 1.90 | 1S 1209 .45 | |
| 2SA 747 5.80 | 2SC 371 .59 | 2SC 793 2.80 | 2SC 1364 1.40 | 2SD 227 .59 | 1S 1211 .45 | |
| 2SA 750 .59 | 2SC 372 .59 | 2SC 799 3.60 | 2SC 1377 4.90 | 2SD 234 1.00 | 1S 1555 .32 | |
| 2SA 756 3.40 | 2SC 373 .59 | 2SC 815 .59 | 2SC 1383 .59 | 2SD 235 1.00 | 1S 1588 .32 | |
| 2SA 758 5.80 | 2SC 374 .59 | 2SC 828 .59 | 2SC 1400 .59 | 2SD 287 3.70 | 1S 1885 .45 | |
| 2SA 774 .59 | 2SC 380 .59 | 2SC 829 .59 | 2SC 1402 3.70 | 2SD 313 1.10 | 1S 2076 .45 | |
| 2SA 777 1.10 | 2SC 381 .59 | 2SC 838 .59 | 2SC 1403 3.70 | 2SD 315 1.20 | 1S 2093 .45 | |
| 2SA 798 .70 | 2SC 382 .59 | 2SC 839 .59 | 2SC 1419 1.10 | 2SD 325 1.10 | 1S 3473 .45 | |
| 2SA 814 1.90 | 2SC 387 .59 | 2SC 870 .59 | 2SC 1444 2.80 | 2SD 358D 1.10 | 1N 34 .25 | |
| | 2SC 394 .59 | 2SC 871 .59 | 2SC 1448 1.10 | 2SD 357D 1.00 | 1N 60 .25 | |

PRICES MAY CHANGE WITHOUT NOTICE COD ORDERS WELCOMED

IMMEDIATE DELIVERY WITHIN 48 HOURS ON ALL TRANSISTORS IN STOCK

Minimum order \$5.00 Ohio residents add 4% sales tax. Add \$1.00 postage and handling. Quantity discount prices.

ASK FOR OUR COMPLETE PRICE LIST

MANUFACTURER INQUIRIES WELCOMED

All Parts Guaranteed Against Factory Defects

FUJI-SVEA ENTERPRISE

Dept. Radio Electronics

P.O. Box 40325

Cincinnati, OH 45240

(513)874-0220

874-0223

CIRCLE 85 ON FREE INFORMATION CARD

J.B. Saunders Co.

3050 VALMONT ROAD
BOULDER COLORADO 80301
Ph: (303) 442-1212

Terms:

- All prices subject to change without notice.
- All merchandise subject to prior sale.
- Minimum order \$5.00.
- Please add \$1.00 postage and handling.
- Colorado residents add 3% state sales tax.
- No COD's, please.
- Foreign Orders send U.S. Funds ONLY.

GIANT CATALOG

The best bargain on this page !!! - Our brand new 1977 giant catalog packed with dozens and dozens of super buys on electronic components. Contains such unique components as: Pneumatic switches, electric motors, Caps, wire, resistors, diodes, switches, LED's, transformers, transistors, and much, much more. Perhaps we have just the item you've been looking for !!! - Only 25 cents (no minimum order required), or get it FREE with any regular order of \$5.00 or more!!!!



REED RELAY



High quality, ultra sensitive 5VDC SPDT reed relay. Use in a variety of applications where transistors or SCR's are not quite suitable. Are not driven directly from TTL RRY-510 \$1.50

DIGITAL READOUTS

3" orange and yellow readouts by Monsanto. Factory prime. Common anode.

Yellow (DRY-730) \$1.38
Orange (DRO-730) \$1.38

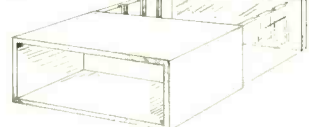


FAN MOTOR



117VAC fan motor for use in cooling insides of test equipment, operating models, cooling yourself off, etc. A fantastic buy at this price! MOT-115 \$2.95

LOGI-CASE



Universal instrument enclosure with a wide variety of applications. Unique interior plexiglass rack assembly will hold up to 6-1.5" by 4" PC boards. Great for packing a lot of components into a very small space. Aids a very professional touch to any project. Made from 1/8" thick anodized, extruded aluminum. So tough that you can run over it without damaging it!!! The Logi-Case comes with a reversible front filter allowing you to choose between transparent red or smoke grey. Now available in two popular sizes:

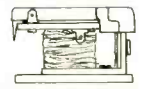
Small: 4 1/2" x 3 1/2" x 1 1/2" \$7.95
Large: 6" x 4 1/2" x 2" 9.95

4N27 OPTO ISOLATOR

NPN phototransistor & PN infrared light emitting diode. 1500 volt isolation. 3ma coil output current. Excellent frequency response to 300 khz. Brand new Motorola 6 pin DIP with full specs & data. POI-427 \$1.00 10 for \$9




12V RELAY



Brand new 12VDC relay by Cornell Dubilier. Has N.O. and N.C. contacts. Measures approx. 1 x 1 1/2" CRY-012 \$1.50

P.C. TRIMMER POTS



| TYPE | PART NO. | PRICE |
|----------------------|----------|-------|
| 470 ohm, vertical | PCV-471 | .25 |
| 1K ohm, vertical | PCV-102 | .20 |
| 2.5K ohm, vertical | PCV-252 | .20 |
| 5K ohm, vertical | PCV-502 | .20 |
| 10K ohm, vertical | PCV-103 | .25 |
| 22K ohm, horizontal | PCV-223 | .25 |
| 50K ohm, vertical | PCV-503 | .20 |
| 470K ohm, horizontal | PCV-473 | .25 |

PANEL LAMP

110VAC panel lamp. Neon lamp inside with white plastic outer lens assembly. Includes dropping resistor & mtrn clip NEL-110 \$2.95



PO170 DIODE

The famous Motorola HEP170 universal replacement diode. Rated 1000 PIV @ 2.5 Amps. HEP-170 20 cents ea. 100 for only \$14.50

STROBE TUBE

Experimenters delight! New xenon strobe tube & trigger transformer. Tube op. from 150-300V FFT-100 \$1.75

ALARM SWITCH

Includes magnet and magnetic reed switch. Design your own alarm system and save \$\$\$! BAS-100 \$1.95

TRANSFORMER

Mini transformers for clocks, etc. Outputs 8V @ 500ma or 12V @ 190ma. With specs. CMX-812 \$1.50

HEAT SHRINK

Much easier to use than electrical tape. Slip over solder joint & heat. Tube will shrink to form tight seal. 12-6" pieces, assorted sizes. HST-120 \$1.45

1-3pf TRIM CAP

Mini trim cap. Great for crystal circuits, hand probes, etc. Measures 3/16" diameter. PCT-130 95¢

VOX.

Solid state Voice Operated switch. Complete w/ all parts and completely assembled. SCR output w/ schematic. VOX-900 \$1.50

LOOK MINI-POT

New by IRC, PC mount trimpot. 1/4" H by 1/8" diameter. PCT-104 50¢

.1uf. 6000V CAP

New by Sprague. Great for experimenting w/ high voltage. AX-160 70¢

2N3055

The king of audio power transistors now at an unbelievable price!!! Brand new BNC-055 50¢

TOGGLE SWITCH

Heavy duty, SPST high quality. Rated 15A @ 125 VDC. TSW-111 95¢

POWER RELAY

Potter & Brumfield 120V, SPDT, 25 Amp. CRY-012 \$4.00

SNAP SWITCH

Mini SPDT snap switch by Cherry. Rated 5 amps, 125-250 VAC. MSW-523 65¢

RIBBON CABLE

Cond. Part No. 1' 10'

| | | |
|------------|----|------|
| 6 RIB-006 | 25 | 2.00 |
| 12 RIB-012 | 45 | 3.95 |
| 24 RIB-024 | 85 | 7.95 |

WIRED SWITCH

Strange, but useful reverse-action snap switch w/ lever. NC & NO connection LSW-100 75¢

WIRE SPECIAL

22 ga magnet wire. Unique solder-thru insulation. Buy by the pound and save! (Approx. 500 feet). LBW-220 \$3.95

RUBBER FEET

Molded, adhesive back rubber feet in peel-off sheets from 3M. Round: (RRF-120) 12 for 75¢
Square: (SRF-120) 12 for 55¢

POT w/ SWITCH

New by Allen-Bradley, 100K mini 1/8" shaft, 1/2" mount, with SPST switch. QVR-104 65¢

MICRO SWITCH

Miniature SPDT momentary contact pushbutton. Rated 5 amps @ 125VAC MSP-111 95¢

TTL DATA BOOK

The newest edition of the TTL data book for design engineers. Detailed specs on over 900 TTL devices including standard and high-technology Schottky Clamped TTL. Pin assignment drawings of all TTL types. The most complete book ever written on TTL. - By Texas Instruments. TDB-254 \$4.95

VACUUM SWITCH

SPST pneumatic switch. Enclosed diaphragm activates with vacuum or pressure. Extremely sensitive. Brand new. VPS-195 \$1.95

TRIMMER BOARDS

Made for test probes, these boards contain 2, 5, 30 of trimmer capacitors, 1-500 ohm and 1-1K ohm miniature trimmer pots. PAT-018 90¢

5 MEG H.V. POTS

High voltage pots w/ insulated shaft for protection against high voltage. 1/8" shaft - Small (QVR-505) \$1.45
1/4" shaft - Large (TVR-505) \$1.75

1.5V DC MOTOR

Great for toys, experimenting, etc. 6" leads, 1/16" shaft. MOT-015 50¢
10 for only \$4.00

MINI-SWITCH

Brand new by C & K. Very high quality SPDT toggle, rated 5Amps @ 125 VAC. On-Off-On type. MST-111 \$1.10

P.C. TRANSFORMER

Super high quality. Input 117VAC, outputs: 5.5V @ 200ma -10.5V @ 250ma or 12V @ 300 ma. With specifications. PCX-120 \$1.50

PHOTOFLASH CAP

Brand new Rubycon. 600 uf at 360 volt. Use with our flash tube & trigger transformer to make a very high quality strobe light!!! PFC-360 \$1.95

NUMERIC BEZEL

Black molded bezel for digital displays. Slits into square hole. 2 1/4" long by 7/8" high. Adds a professional touch!!! NBZ-001 75¢

COMPUTER CAPS

Quality computer grade caps. 12000mf @ 25VDC CGC-122 3.95
5900mf @ 60VDC CGC-596 2.50
5000mf @ 30VDC CGC-503 1.95
2700mf @ 25VDC CGC-272 1.75

MOD-POT

High quality dual concentric pot. 1/8 and 1/4 inch shafts. New by Allen-Bradley. Measures 5/8" square. Front pot is 25K linear, rear pot is 50K log. MVR-255 \$1.75

CLOCK CHIP

Most popular clock chip on the market. National MM5314. 12/24 hour, 50 or 60 Hz, 6 digit. MME-314 \$4.95

JUMBO L.E.D.

Jumbo red LED for experimenters. Factory prime units. 200" diameter. LED-188 5 for 1.

SLIDE SWITCH

Standard DPDT Long shaft for deep panel mounting. 3A @ 125VDC SSW-221 25¢

POT NUTS

Standard size pot hex nuts. 2 sizes: 3/8" P.TN-380
1/4" P.TN-140
your choice, 25 for 1.00

FELT FEET

3/8" diameter. Comes in peel-off strips of 15 felt feet per strip. FFT-015 25¢ strip

.01uf DISC

.01 uf disc ceramic capacitor. We have thousands!!!! Buy while they last DCP-010 5¢

10K POT

Brand new Clarostat, 1/4" shaft standard pot. TVR-103 90¢

10K POT

New Allen-Bradley mini 1/8" shaft, 1/2" mounting dia. QVR-103 65¢

DIXIE BELL

Enclosed, aluminum signal bell. 6.8VAC or 36V DC. New units. DBL-720 \$2.00

.02uf DISC

.02 uf disc ceramic capacitor. We have thousands!!!! Buy while they last DCP-020 5¢

12AU7 TUBE

We somehow managed to get hold of hundreds of these. Very popular number for replacement in radios, TV's, etc. New and unused. AUT-127 50¢

STAND-OFF

Insulated stand off terminal, 1/4" dia. 5/8" long With 1/4" mounting screw. SOT-210 10/\$1.49

CONNECTOR

Female UHF to BNC male connect or Plated, new. ADP-239 \$1.95

COMPONENT CARRIER

Molded plastic with hole drilled in center. 7/16" I.D. CLP-050 5/25¢

.1/50V CAP

TRW dipped mylar capacitor. .1 uf at 50 VDC. DCP-150 15¢

ROCKER SW.

PC mount, 2 pole 3 position. Used, but in very good condition. RSW-231 25¢

BARRIER BLOK

Black molded bakelite barrier block, 5 position. BTS-250 25¢

5uf, 150V

5 uf, 150VDC cap. Great for audio crossover networks. Non polarized. NPC-515 60¢

5200uf CAP

New by STM. 5200 uf at 25 VDC, PC leads PCL-522 75¢

1800uf CAP

1800 uf at 40VDC. Brand new. PCL-184 55¢

8200uf CAP

8200 uf at 15 VDC. Brand new by Mallory. AX-821 75¢

TERMINAL

Single solder terminal strip. Bakelite mount. STS-010 4 for 25¢

.01uf MINI CAP

Ultra-miniature .01 uf ceramic chip capacitor, axial lead. Approx. 1/4" long. High quality. DCP-015 15¢

47pf MINI CAP

Ultra-miniature ceramic capacitor for crystal circuits, etc. UMC-047 10¢

TYPE MKM

Extremely stable metallized polycarbonate. .01 uf at 150 VDC. .4" lead spacing. MKM-010 20¢

760 HC COMPARATOR

New Fairchild type 760HC single voltage comparator. TTL compatible. 8 lead TO-5 case. CMP-760 50¢

60 AMP (!)

Power terminator strip. Sells new for over \$11.00. Mfg. by Curtiss. PTS-060 \$4.00

INTERNATIONAL ELECTRONICS UNLIMITED

DISCOUNT ON ALL IC'S AND LED'S
10% OFF ON \$25.00
15% OFF ON \$50.00

| TTL | | | | | |
|------|-----|-------|------|-------|------|
| 7400 | .13 | 7451 | .17 | 74151 | .89 |
| 7401 | .16 | 7453 | .17 | 74154 | 1.20 |
| 7402 | .15 | 7454 | .17 | 74155 | .97 |
| 7403 | .15 | 7460 | .17 | 74156 | .97 |
| 7404 | .16 | 7464 | .35 | 74157 | .99 |
| 7405 | .19 | 7465 | .35 | 74158 | 1.79 |
| 7406 | .20 | 7470 | .30 | 74160 | 1.23 |
| 7407 | .28 | 7472 | .30 | 74161 | .97 |
| 7408 | .18 | 7473 | .35 | 74162 | 1.39 |
| 7409 | .19 | 7474 | .28 | 74163 | 1.99 |
| 7410 | .16 | 7475 | .49 | 74164 | .99 |
| 7411 | .25 | 7476 | .30 | 74165 | .99 |
| 7413 | .43 | 7481 | .68 | 74166 | 2.10 |
| 7414 | .65 | 7485 | .88 | 74170 | 2.10 |
| 7416 | .35 | 7486 | .60 | 74171 | 1.49 |
| 7417 | .35 | 7489 | 2.25 | 74174 | 1.23 |
| 7420 | .16 | 7490 | .43 | 74175 | .97 |
| 7422 | .30 | 7491 | .75 | 74176 | .85 |
| 7423 | .29 | 7492 | .48 | 74177 | .84 |
| 7425 | .27 | 7493 | .48 | 74180 | .90 |
| 7426 | .26 | 7494 | .78 | 74181 | 2.45 |
| 7427 | .29 | 7495 | .79 | 74182 | .79 |
| 7430 | .20 | 7496 | .79 | 74184 | 1.90 |
| 7432 | .23 | 74100 | .98 | 74185 | 2.20 |
| 7437 | .25 | 74105 | .44 | 74187 | 5.75 |
| 7438 | .25 | 74107 | .17 | 74190 | 1.15 |
| 7440 | .15 | 74121 | .38 | 74191 | 1.25 |
| 7441 | .89 | 74122 | .38 | 74192 | .95 |
| 7442 | .59 | 74123 | .65 | 74193 | .85 |
| 7443 | .73 | 74125 | .54 | 74194 | 1.25 |
| 7444 | .73 | 74126 | .58 | 74195 | .74 |
| 7445 | .73 | 74132 | .89 | 74196 | 1.25 |
| 7446 | .81 | 74141 | 1.04 | 74197 | .73 |
| 7447 | .79 | 74145 | 1.04 | 74198 | 1.71 |
| 7448 | .79 | 74150 | .97 | 74199 | 1.69 |
| 7450 | .12 | 74151 | .79 | 74200 | 5.45 |

LOW POWER

| | | | | | |
|-------|------|-------|------|-------|------|
| 74100 | .29 | 74151 | .29 | 74190 | 1.40 |
| 74102 | .29 | 74155 | .29 | 74191 | 1.20 |
| 74103 | .23 | 74171 | .29 | 74193 | 1.50 |
| 74104 | .29 | 74172 | .45 | 74195 | 1.50 |
| 74106 | .29 | 74173 | .56 | 74198 | 2.25 |
| 74110 | .29 | 74174 | .56 | 74164 | 2.25 |
| 74120 | .29 | 74178 | .75 | 74165 | 2.30 |
| 74130 | .29 | 74185 | 1.09 | | |
| 74142 | 1.39 | 74186 | .65 | | |

LOW POWER SCHOTTKY

| | | | | | |
|--------|-----|--------|------|---------|------|
| 741500 | .36 | 741512 | .38 | 741595 | 2.09 |
| 741502 | .36 | 741540 | .45 | 7415107 | .59 |
| 741504 | .36 | 741542 | 1.40 | 7415164 | 2.20 |
| 741508 | .36 | 741574 | .59 | 7415193 | 2.20 |
| 741510 | .36 | 741590 | 1.30 | 7415197 | 2.20 |
| 741520 | .36 | 741591 | 1.30 | | |

HIGH SPEED

| | | | | | |
|-------|-----|-------|-----|--------|-----|
| 74H00 | .25 | 74H22 | .25 | 74H61 | .25 |
| 74H01 | .25 | 74H30 | .25 | 74H62 | .25 |
| 74H04 | .25 | 74H40 | .25 | 74H74 | .39 |
| 74H08 | .25 | 74H50 | .25 | 74H101 | 58 |
| 74H10 | .25 | 74H52 | .25 | 74H102 | 58 |
| 74H11 | .25 | 74H53 | .25 | 74H103 | 60 |
| 74H20 | .25 | 74H55 | .25 | 74H106 | 72 |
| 74H21 | .25 | 74H60 | .25 | 74H108 | 72 |

CMOS

| | | | | | |
|-------|------|-------|------|-------|------|
| 4000A | .26 | 4018A | 1.19 | 4066A | .89 |
| 4001A | .25 | 4020A | 1.72 | 4068A | .44 |
| 4002A | .25 | 4021A | 1.18 | 4069A | .44 |
| 4006A | 1.35 | 4022A | .94 | 4071A | .26 |
| 4007A | .26 | 4024A | .25 | 4072A | .35 |
| 4008A | 1.52 | 4024A | .89 | 4073A | .39 |
| 4009A | .57 | 4025A | .25 | 4074A | .39 |
| 4010A | .54 | 4027A | .59 | 4078A | .39 |
| 4011A | .29 | 4028A | .98 | 4082A | .35 |
| 4012A | .25 | 4030A | .44 | 4518A | 1.56 |
| 4013A | .45 | 4035A | 1.27 | 4528A | 1.56 |
| 4014A | 1.27 | 4040A | 1.39 | 4585A | 2.10 |
| 4015A | 1.27 | 4042A | 1.47 | | |
| 4018A | .48 | 4049A | .59 | | |
| 4017A | 1.01 | 4050A | .59 | | |

CAPACITORS CERAMIC DISC


| QTY. | PRICE (each) | PRICE (Minimum 10 per value) |
|--------|--------------|------------------------------|
| 0-10 | \$1.0 ea | |
| 10-100 | \$1.0 ea | \$0.05 ea |
| 100- | | \$0.04 ea |

LINEAR CIRCUITS

| | | | |
|-----------------|-------|-------------|------|
| LM300H | \$.71 | LM561N | 2.95 |
| LM301CN | .29 | LM565N | 1.19 |
| LM302H | .65 | LM565H | 1.39 |
| LM304H | .80 | LM566H | 1.39 |
| LM307CN | .26 | LM566CN | 1.19 |
| LM307H | .30 | LM567CN | 1.29 |
| LM308H | .89 | LM567H | 1.49 |
| LM309H | 1.05 | LM703H | .59 |
| LM309K | .99 | LM703CN | .39 |
| LM310CN | 1.07 | LM709N | .25 |
| LM311CN | .89 | LM709H | .29 |
| LM311H | .89 | LM710N | .59 |
| LM311N | .89 | LM711N | .39 |
| LM319N | 1.13 | LM723H | .55 |
| LM320K | | LM723N | .52 |
| 5, 5.2, 12, 15 | 1.29 | LM733H | .79 |
| LM320T | | LM739N | .99 |
| 5, 12, 15 | 1.19 | LM741CN(8) | .32 |
| LM322N | 1.59 | LM741CN(14) | .32 |
| LM324N | | LM741CH | .35 |
| (LM2902N) | 1.52 | LM747H | .79 |
| LM339N | 1.58 | LM747N | .71 |
| LM340K | | LM748CN | .35 |
| 5, 6, 8, 12, | | LM1310N | 2.80 |
| 15, 18, 24 | 1.29 | LM1414N | 1.59 |
| LM340T | | LM1456CN | 1.29 |
| 5, 6, 8, 12, | | LM1458CN | .59 |
| 15, 18, 24, | | LM1496N | .89 |
| (78 --- Equiv.) | 1.19 | LM1800N | 2.48 |
| LM372N | 2.93 | ULN2208 | .89 |
| LM376CN | .59 | ULN2209 | .89 |
| LM380N | 1.29 | CA3046 | 1.19 |
| LM380-8CN | .95 | CA3081 | 1.49 |
| LM381N | 1.75 | LM3900N | .49 |
| LM382N | 1.75 | LM7524 | .79 |
| LM385K | .45 | LM7525 | .79 |
| NE531V | 2.90 | 8038B | 4.59 |
| NE540L | 2.90 | 75451CN | .35 |
| NE546A | 1.09 | 75452CN | .35 |
| NE550A | .75 | 75453CN | .35 |
| LM555CN | .39 | 75454CN | .35 |
| NE556A | .85 | 75491N | .71 |
| LM560N | 2.95 | 75492N | .85 |

ELECTRONIC DOOR CHIME KIT

WITH TI TMS 1000 MICROPROCESSOR CHIP PROGRAMMED TO PLAY 24 DIFFERENT TUNES



INTERNATIONAL ELECTRONICS - PLANNING NATIONAL ANTENNAS OF U.S. BRITAIN, FRANCE AND WEST GERMANY PLUS OTHER TECH. TUNES. CLASSICAL AND MODERN MUSIC.

- SUPPLIED WITH ALL PARTS INCLUDING: BOARD, SPEAKER, CASE AND COMPLETE INSTRUCTION MANUAL WITH DELICATE DETAILS.
- USES 240 TRANSISTOR BATTERIES (NOT SUPPLIED).
- LOW POWER CONSUMPTION.
- INTERNAL SELECTION OF TUNE, VOLUME, TEMPO AND TUNING FUNCTIONS.
- PROGRAMMED MATHEMATICALLY TO PLAY IN PERFECT PITCH PERMANENTLY.
- ATTRACTIVE CASE, CONVENIENT WALL MOUNT.

\$39.50 SHIPPING \$1.00


DISCRETE LED'S

| | | | |
|-----------|--|------|-----|
| ME4 | INFRARED CLEAR DOME 170° | EACH | .29 |
| MV10B | CLEAR DOME 170° | .25 | |
| MV50 | CLEAR AXIAL 0° | .12 | |
| MV50 | RED AXIAL 0° | .12 | |
| NSL100 | RED 180° | .12 | |
| RL209 | RED DIFF. SUBMINIATURE 120° | .12 | |
| RLT-T1-03 | WHITE DIFF. SUBMINIATURE NO FLANGE 120° | .15 | |
| RLC-200 | RED DIFF. CURRENT REG. CONST. BRIGHTNESS 4.5-12.5V | .25 | |
| RLC-201 | RED DIFF. CURRENT REG. CONST. BRIGHTNESS 4.5-19V | .25 | |
| RL-4403 | RED DIFF. FULL FLOOD 190° | .15 | |
| GREEN | SPOT 190° | .18 | |
| CLEAR | POINT 190° | .15 | |

LED'S

| | | |
|--------|--------------------|--------|
| DL10A | RED CA .27" LHD | \$1.89 |
| DL707 | RED CA .30" RHD | 1.49 |
| DL507 | RED CA .50" RHD | 1.49 |
| FHD359 | RED CC .35" RHD | .89 |
| DL702 | RED CC .10" LHD | 1.39 |
| NSN74R | RED CC .10" RHD | 1.49 |
| DL500 | RED CC .50" RHD | 1.49 |
| MAN5 | GREEN CA .27" LHD | 1.39 |
| MAN8 | YELLOW CA .27" LHD | 1.39 |
| MAN82 | YELLOW CA .3" LHD | 1.89 |
| MAN66 | RED CA .6" LHD | 2.19 |
| DL747 | RED CA .6" LHD | 2.39 |

Stand Alone ASCII Keyboard



5 SIMULTANEOUS OUTPUTS AVAILABLE (THE ONLY ONE ON THE MARKET)
 1 SERIAL TTL LEVEL
 2 BUFFERED BIT BUS START (EVEN) PARALLEL OUTPUT WITH VALID DATA SYNC PULSE AND LEVEL
 3 32MB DPO (DPO) CURRENT LOOP POLARITY INDEPENDENT
 4 15V/5V/2.5V
 5 SINGLE 5V SOURCE (NON-INDUCTIVE) POWER SUPPLY
 6 INDUSTRY STANDARD 2 KEY ROLL-OVER IN CIRCUIT AND 25 CHARACTER SET FOR ALL LINE "HIGH ASCII" PACKAGING
 7 NEGATIVE SPECTRUM ALLOWS EASY MULTIPLE SPACING WITHOUT REDEFINITION
 8 REPEAT KEY REPEATS AT CHARACTER RATE
 9 USER SETTABLE UPPER CASE ONLY (ONLINE AND OFF) REPLACE MENTOR UPPER LOWER CASE
 10 100% RELIABILITY (RELIABILITY TESTED BY LINEAR TO ANY RAUD RATE FROM 10 TO 1000 BAUD)
 11 RELEASABLE PARTS LIST AVAILABLE
 12 LED INDICATOR FOR SHIFT LOCK KEY ELIMINATES CAUSING UNCERTAINTY
 13 PIN TO PIN - IN LINE CONNECTOR
 14 LOW PROFILE CASE (OPTIONAL) Available With Other Models

ASSEMBLED AND TESTED \$97.00
 Plus \$3.00 handling charge

1702A 2 K ERAS PROM \$4.75

Clock Kit 6 Digit



MM5314 with 6 NS71.27" displays 2 P.C. boards - Display board may be remote. Internal or wall transformer can be used. 50-60 Hz, 12-24 hour. Includes all necessary transistors, resistors, capacitors, diodes, 3 switches and complete assembly instructions.

CK6-3 \$14.95


IC SOCKETS

Solder Tail - low profile

| | | | |
|--------|--------|--------|-----|
| 8 pin | \$.17 | 24 pin | .42 |
| 14 pin | .20 | 28 pin | .59 |
| 16 pin | .22 | 40 pin | .69 |
| 18 pin | .29 | | |

IC BREADBOARD

Accommodates 5 16 pin IC's with additional interconnection holes. 1/16" phenolic with silver plated copper circuits. 2 5/16" x 6 9/16" **\$1.80 ea.**



SHIFT REGISTERS

| | | |
|------|-------------------------------|--------|
| 2502 | 1024 bit MULT. DYN. 16 pin | \$2.95 |
| 2504 | 1024 bit MULT. DYN. 8 pin | 2.45 |
| 2511 | Tri-State Dual 50-100-200 bit | |
| 2512 | STATIC 16 pin | 2.45 |
| 2518 | Hex 32-bit STATIC 16 pin | 2.45 |
| 2519 | Hex 40-bit STATIC 16 pin | 2.45 |
| 2527 | Dual 256 bit STATIC 8 pin | 2.45 |
| 2532 | Quad 80 bit STATIC 16 pin | 1.95 |
| 2013 | 1024 bit accum. Dynamic 8 pin | 1.75 |
| 2016 | 500/512 bit Dynamic 8 pin | 1.59 |

MM5369 Divider mDIP

Crystal 3.58 MHZ color TV 1.75
 Crystal 2.010 MHZ 1.95

Date sheets on request. Add 30¢ each if item is priced below \$1.00 each.

2708 FULL SPEED EROM \$14.95

5314 6 DIGIT CLOCK CHIP \$2.95

82S23 256 BIT PROM \$2.95

2513 CHARACTER GEN 64 x 8 x 5 ASCII \$8.95

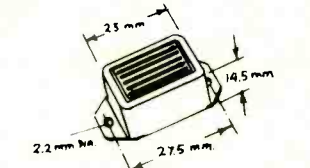
2102 500NS 1 K RAM \$1.29

UART AY51013A \$6.95

74S200 256 BIT RAM TRI-STATE \$3.25

LD110, LD111 3 1/2 DIGIT A/D CONVERTER SET \$24.75

MINIATURE SOLID STATE ELECTRONIC BUZZER



LONG LIFE - HIGH RELIABILITY
 LOW CURRENT DRAIN
 NO MOVING CONTACTS

78 dB min AT 1 FT. - 450 Hz 1A
 EB-106 6V 15mA 4-9 VDC \$1.99
 EB-112 12V 15mA 8-20 VDC 1.99

METAL FILM RESISTORS 1%

CRA 1/4 RN60 TEMP COEF ± 50 ALL STANDARD DECADE VALVES FROM 10.5 OHM TO 464K OHM

| QTY | PRICE EACH | PRICE MINIMUM 10 PER VALUE | PRICE MINIMUM 100 PER VALUE |
|------|------------|----------------------------|-----------------------------|
| 0 | 10 | \$20 | |
| 10 | 100 | 20 | \$15 |
| 100 | 1000 | | 10 |
| 1000 | | | 10 |
| | | | 68 |

CARBON FILM RESISTORS 5%

1/4W - ALL STANDARD VALUES FROM 56 OHMS TO 5.6M OHMS
 1/2W - ALL STANDARD VALUES FROM 10 OHM TO 15M OHMS

| QTY. | PRICE (each) | PRICE (Minimum 10 per value) |
|----------|--------------|------------------------------|
| 0-10 | \$1.0 ea | |
| 10-100 | \$1.0 ea | \$0.05 ea |
| 100-1000 | | \$0.04 ea |

TANTALUM CAPACITORS Solid dipped +20%

| | | | | | |
|---------|-----|-----|---------|-----|--------|
| 1 mid | 35V | .25 | 10 mid | 16V | \$.40 |
| 1 mid | 15V | .25 | 10 mid | 25V | .45 |
| 1 mid | 15V | .25 | 15 mid | 10V | .40 |
| 2.2 mid | 20V | .25 | 15 mid | 20V | .45 |
| 2.2 mid | 15V | .30 | 22 mid | 16V | .45 |
| 3.3 mid | 15V | .30 | 13 mid | 10V | .40 |
| 4.7 mid | 16V | .30 | 47 mid | 6V | .40 |
| 6.8 mid | 6V | .30 | 56 mid | 6V | .45 |
| 6.8 mid | 50V | .40 | 150 mid | 15V | .50 |

FREE CATALOG AVAILABLE ON REQUEST

Satisfaction guaranteed. Shipment will be made postage prepaid within 3 days from receipt of order. Payment may be made with personal check, charge card (include number and exp. date), or money order. Phone Orders - BolA and M/C card or C.O.D.

Add \$1.00 to cover shipping and handling if order is less than \$10.00. California residents add sales tax. Include shipping expense for orders shipped out of U.S. and Canada approx. 10% of order.

INTERNATIONAL ELECTRONICS UNLIMITED
 VILLAGE SQUARE, P.O. BOX 449
 CARMEL VALLEY, CA 93924 USA
 PHONE (408) 659-3171

RADIO-ELECTRONICS

SAVE UP TO 50% ON PARTS.

Hobbyist or professional, there are probably a lot of circuits you build just for the fun of it. And a lot you'd *like* to build, but never get around to.

One reason is the cost of parts. Parts you buy for one project, but can't re-use... because you haven't time to take them carefully apart. Or because of heat and mechanical damage that occur when you do.

Now, there's an easier way that can save you big money on parts *and hours on every project*, as well: *Proto-Board® Solderless Breadboards*.

Now, assembling, testing and modifying circuits is as easy as pushing in — or pulling out — a lead. IC's, LED's, transistors, resistors, capacitors... virtually every kind of component... connect and interconnect instantly via long-life, nickel-silver contacts. No special patch

| MODEL | NO. OF TIE-POINTS | 14-PIN DIP CAPACITY | SUGG. LIST | OTHER FEATURES |
|---------|-------------------|---------------------|------------|--|
| PB-6 | 630 | 6 | \$15.95 | Kit — 10-minute assembly |
| PB-100 | 760 | 10 | 19.95 | Kit — with larger capacity |
| PB-101 | 940 | 10 | 29.95 | 8 distribution buses, higher capacity |
| PB-102 | 1240 | 12 | 39.95 | Large capacity, moderate price |
| PB-103 | 2250 | 24 | 59.95 | Even larger capacity, only 2.7¢ per tie-point |
| PB-104 | 3060 | 32 | 79.95 | Largest capacity, lowest price per tie-point |
| PB-203 | 2250 | 24 | 80.00 | Built-in 1% regulated 5V, 1A low-ripple power supply |
| PB-203A | 2250 | 24 | 129.95 | As above plus separate 1/2-amp +15V and -15V internally adjustable regulated outputs |

*Manufacturer's suggested list. Prices and specifications subject to change without notice.

cords or jumpers needed — just lengths of ordinary #22-30 AWG solid hookup wire.

Circuits go together as quickly as you can think them up. And parts are re-usable, so as your "junk box" builds, you build more and more projects for less and less money.

Before you invest in your next project, invest in a CSC breadboard. See your dealer or order by phone: 203-624-3103 (East Coast) or 415-421-8872 (West Coast) — major charge cards accepted. You've got nothing to lose... and a lot to gain.

CONTINENTAL SPECIALTIES CORPORATION



70 Fulton Terrace, Box 1942, New Haven, CT 06509
 203-624-3103 TWX 710-465-1227
 WEST COAST: 351 California St., San Francisco, CA 94104,
 415-421-8872 TWX 910-372-7992
 GREAT BRITAIN: CSC UK LTD,
 Spur Road, North Feltham Trading Estate,
 Feltham, Middlesex, England.
 01-890-8782 Int'l Telex: 851-881-3669
 MEXICO: ELPRO, S.A., Mexico City 5-23-30-04
 CANADA: Len Finkler Ltd., Ontario

© 1977, Continental Specialties Corporation



NEW IMPROVED AVANTI® PDL II™ CB BASE ANTENNA




PHOTO COURTESY EDMUND SCIENTIFIC CO. • PLANETARY CONJUNCTION

16x more power to you with a **CO-INDUCTIVE** design and an orbital gamma match

More Gain because this system of creating an impedance match is higher in "Q" and lower loss than previous matching devices and acts to increase radiation.

Better reception with increased efficiency through use of orbital gamma match.

Better rejection front-to-back separation is 32 db.

Burn-out proof. The PDL has no coils or transformers to burn-out or detune. D.C. ground construction offers better lightning protection than any commercially available lightning protectors.

Compact construction. New cast aluminum rear hub. New fiberglass filled high impact ABS front hub. New swaged joints on orbital gamma match plus cadmium plated parts and bolts, stainless steel clamps, aircraft quality heavy duty tubing for strong, low weight, long lasting construction.

SPECIFICATIONS — PDL II Model AV-122

| | |
|------------------------|---|
| Forward Gain | 12 db over standard reference isotropic |
| Band Width | Full 40 Channels |
| Front-to-back ratio | 32 db |
| Polarity Isolation | 23 db Vertical to Horizontal |
| VSWR | 1.2:1 |
| Switch Box Included | Low VSWR co-axial change-over to effect switching horizontal to vertical. |
| Impedance | 50-52 ohms |
| Directional Beam | Light or Medium duty rotor |
| Lightning Protection | D.C. Ground |
| Power Multiplication | 16x |
| Wind Load Area | 2.0 sq. ft. |
| Stacking kit available | |

high performance **CO-INDUCTIVE**™ antennas

Avanti makes a complete line of high performance mobile CB antennas and accessories. For free catalog, write:

avanti

Avanti Research and Development, Inc., 340 Stewart Avenue, Addison, IL 60101

© Copyright 1977, All rights reserved

CIRCLE 57 ON FREE INFORMATION CARD

www.americanradiohistory.com

creators of the famous

