


PRICE 10 CENTS

IN THIS ISSUE } Playing Baseball at Night  
Every Man an Electric Runabout

# POPULAR ELECTRICITY

Trade Mark  
IN PLAIN ENGLISH



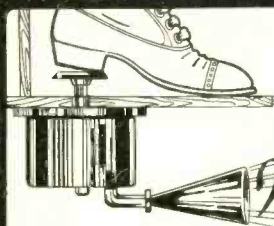
Searchlight for Illuminating  
Baseball Field at Night



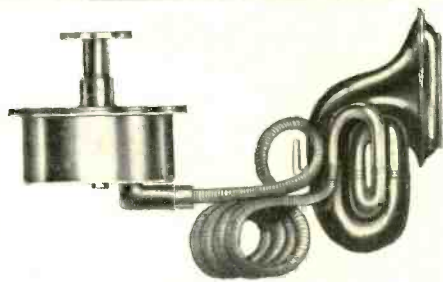
Vol. II.

AUGUST 1909


No. 4.




# Wordingham Foot Horn



Use It with the Regulation Auto-Horn



Or Apply the Beautiful Two-Toned Whistle



Or if You Want the Most Unearthly Noise  
This Is It

## Increase Your Honk 300%

The Wordingham Foot Horn is the very latest departure in Auto Signals and can be operated by the heel or toe of the driver *independent of the engine*, leaving both hands free.

Not being operated by the engine exhaust the metal is not corroded by gas and the time and expense of installation is insignificant.

An air dash pot, all brass, with a capacity of 27 cubic inches, which is dust, water and frost proof. Attached underneath the foot-board; *requires but five square inches*. There are three distinct types:

(1)—It may be applied to the ordinary auto horn with the usual flexible tube, no more bulbs to crack, leak and tear, or be at the mercy of the mischievous boy. Price \$7.50.

(2)—Or it is furnished complete with a beautiful two-toned whistle. Price \$9.00.

(3)—For those who desire a noise never before produced the unchokeable reed horn is supplied. It will wake the dead. Price \$10.00.

*These advantages of indestructibility, simplicity, tone variety and foot operation can be secured at a cost less than that of the ordinary horn. Let us send you full particulars. Sent prepaid upon the receipt of price or express C. O. D.*

We also want a few first class rated agencies.

## WORDINGHAM FOOT HORN CO.

209 Grand Avenue

Milwaukee, Wis.



## LET US FIGURE

on all your Electrical Work. Some of the largest contracts on Electrical work in the country have been performed by us.

### WE INSTALL

Power and Light Plants. Generators and Motors, Electric Light and Power Wiring for Factories, Churches, Schools, Colleges, Theatres, Office, Store and Residence Buildings.

Estimates cheerfully furnished for this class of work in any part of the U. S.

### WE MANUFACTURE

Switchboards, Panelboards, Steel Cutout Cabinets, Junction Boxes, Service Switch Boxes, Theater Stage Plugs, Experimental Switchboards and Appliances for High Schools and Colleges. Newgard receptacles and other electrical specialties.

All Electrical work at the Chicago Electrical Show installed by us.

Manufacturers of the Famous "Newgard" Waterproof Receptacle and Globe.

**HENRY NEWGARD & CO.**  
50-52 West Monroe St., Chicago, Ill.

## WIRELESS BOOKS You Should Read

### The Latest on Wireless Telegraphy

By Newton Harrison, E. E.

Tells how to make and use inexpensive wireless outfits for sending and receiving up to 100 miles. Full details and drawings. 12mo. Cloth.

Price, 50 cents

### Wireless Telegraphy for Amateurs

By R. P. Howgrave-Graham

Gives full explanation of the construction and working of apparatus for short distance transmission. 160 pages. 51 illustrations. 12mo. Cloth.

Price, \$1.00

Mailed postpaid on receipt of price

**SPON & CHAMBERLAIN**  
123 E. Liberty St., New York

## The Strong Way to Fasten Things Electrical



A simple and quick way to

secure fixtures in walls of Brick, Stone, Concrete, etc.


### Star Expansion Lag Screws

are adapted for both light and heavy work; the shield, shown in this cut, works on the thread of the screw, and can be used with any lag screw made.

*To Use:*—Drill hole, insert shield, place article in position, run bolt through into shield and tighten. We make all sizes.

Send for Our New Catalogue.

**Star Expansion Bolt Co.**  
147 Cedar Street, New York



## THIS COMPLETE ELECTRICAL OUTFIT FOR \$5.00

This generator (weight 6 1-2 lbs.) will light a 16-c.p. lamp, excite coils, test through 10,000 ohms.

Fine for test or experimental bench. Also

- 1 Relay wound with Silk Wire, 100 Ohms.
- 2 Miniature Lamps with Sockets:
- 1 Laboratory Test Lamp with Socket.
- 1 Box Swedish Iron Filings.
- 2 Pair Electro-magnets, 20 Ohms.
- 1 Permanent Magnet, 7 inches.
- 6 Binding Posts.
- 1 Small Motor with Pulley.
- 1 Push Button.
- 1 250-page Electrical Dictionary
- 1 200-page Compend of Electricity.
- 1 Coll Wire.
- 1 Switch.
- 1 Electric Bell.

In remitting please send postal or express money order.

**Western Electric Salvage Co.**  
(NOT INC.)  
83 Fifth Avenue, Chicago, Ill.

# Now Listen!

## You Can Have Your Choice

As adopted by the fire underwriters of the United States. Contains the National Electric Code explained with numerous illustrations, with the necessary tables and formulæ for outside and inside wiring and construction for all systems. Over 150,000 Copies Sold.

Up-to-date and most complete book on "Wireless" yet published. Full directions for constructing experimental sets, and various apparatus, winding spark coils of all sizes and dimensions, tuning of wireless stations, etc. Includes Naval Station rules, with codes, etc., and several chapters on wireless telephony. All in simple language. 200 pages, fully illustrated, with additional 6

full page tones showing installation of "Wireless" in the U. S. War Ships and Ocean liners.

Three volumes in one. containing Electrical, Voltaic, and Magnetic Everything simply explained. For the beginner in the Electrical Trade this book is what you want. Over 280 pages fully illustrated.

One of the latest and most valuable works on electricity for the amateur or practical electrician published. Tells you in easily understood language everything you should know about various electrical instruments and apparatus of all kinds, with instructions for conducting interesting experiments with inexpensive materials and tools easily obtained. 206 pages, fully illustrated.

of these Practical Books on Electricity—the best of their kind—with a Handy Electrical Dictionary (see small cut) containing over 4800 electrical terms and phrases with 7 pages of diagrams—if you will send us

One Paid Yearly  
**SUBSCRIPTION**  
To Popular Electricity



**AT ONE DOLLAR**  
(Canada \$1.35, Foreign \$1.50)

And 25¢ additional to cover packing and shipping charges on the books.

The subscription must be for some one not already a subscriber to POPULAR ELECTRICITY and your own subscription will not do. We give you the books for getting us a new subscriber—not for subscribing yourself.

POPULAR ELECTRICITY appeals to all classes of readers—has something of interest for everybody. Your friend—neighbor—business associate—fellow employe—any one of the people with whom you come in contact—only needs to have you call attention to our magazine to become interested and give you a subscription.

A few minutes work will win you the books. Many of our readers have already taken advantage of this offer. Why not you?

Don't let this chance slip. Select the book you want, send in the subscription with remittance (including the 25¢ for charges) and we will forward book and dictionary at once.

**POPULAR ELECTRICITY PUB. CO.**  
Monadnock Block, Chicago, Ill.

Gentlemen: Enclosed find \$..... for which send POPULAR ELECTRICITY to (subscriber's name and address here).

Name..... Town.....  
St. & No..... State.....

Send me **HANDY ELECTRICAL DICTIONARY** and (name of book wanted) (P. E. Aug. 1909) as per your special offer.  
Write your name and address plainly on space below.

Name..... Town.....  
St. & No..... State.....



# ELECTRIC STORAGE BATTERIES

Jack Binns and his Battery saved the "Republic."  
This Battery was a "Chloride Accumulator."

---

Many thousands of Electric Vehicles are propelled by Storage Batteries.  
Over 90 per cent. of all made use the "Exide" Battery.

---

Hundreds of Railway cars are lighted by Electric Storage Batteries.  
The "Chloride Accumulator" and "Tudor Accumulator" lead the way.

---

All the best Gasolene Autos carry storage battery equipment.  
The "Exide" Sparking Battery has the endorsement of the prominent makers.

---

The Western Union Telegraph Company, The Postal Telegraph Company, The Bell and large independent Companies, and the large city Fire Alarm Systems use either The "Chloride Accumulator," The "Exide" Battery, or The "Tudor Accumulator."

---

## STORAGE BATTERIES FOR ALL PURPOSES

Manufactured by

**THE ELECTRIC STORAGE BATTERY CO.**

1888  
1909

PHILADELPHIA, PA.

New York

Boston

Chicago

St. Louis

Cleveland

Atlanta

San Francisco

Toronto

And 635 Distributors throughout the United States

## JUST READY

A book that has long been wanted by the men who do the work—one at a reasonable price which the Electrician could afford to buy. Drake had the nerve to produce this book at that price and not only that but obtained authors of the highest reputation as writers of practical Electrical subjects to write it—Order it today. If it is not all we claim for it, send it back and we will return your money immediately. **PRICE ONLY \$1.50.**

### PRACTICAL ARMATURE AND MAGNET WINDING

By **HENRY C. HORSTMANN** and **VICTOR H. TOUSLEY**

Authors of Modern Wiring Diagrams and Descriptions—Modern Electrical Constructions—and Electric Wiring Tables

While the subject of armature winding has, in the past, been more or less completely covered, most of these works have been either too technical in their composition or have required a fair degree of knowledge of the subject before they could be clearly understood. There has been need for a book covering this matter which, while giving all that is necessary for an intelligent understanding, will, at the same time, present the matter in such a simple form that it can be readily grasped by those who have not had the benefit of a previous education along this line.

This book treats in a practical and concise manner this very important subject.


All practical armature windings are fully explained with special attention paid to details. All questions which are apt to arise in the minds of the students have been completely answered.

Numerous illustrations have been supplied, and these, taken in conjunction with the text, afford a ready means for either the study of the armature or for a book of reference.

It has been the aim of the authors to supply all the necessary information required by the subject and, at the same time, to give this information in as condensed and brief a form as is consistent with a clear understanding.

Various useful tables have been especially prepared for this work and these will not only reduce to a minimum the number of calculations required, but lessen the possibility of errors.

A chapter on the calculation of armatures gives complete information in detail for the design of an armature.



16mo, Pocket Size, Full Persian Morocco Leather, Round Corners, Red Edges, \$1.50  
Sent to any address upon receipt of price

**FREDERICK J. DRAKE & COMPANY**

P. E. FISHER BLDG.

PUBLISHERS  
Send for Catalogue FREE

CHICAGO, ILL.

## WIRELESS COMMUNICATION

Now is the time to engage in the study of the new art of wireless. The demand for trained wireless operators is growing constantly. The recent government action has increased the demand 100 per cent. Salaries of trained operators range from \$15.00 to \$40.00 per week.

### THE AMERICAN WIRELESS INSTITUTE

is the only universally recognized school in the world for the teaching of this art.

#### APPLICATIONS NOW ON FILE FOR 100 EXPERT OPERATORS

Come in and be one of the first to take a position in this new field that offers promotion, good salaries and boundless opportunities.

Descriptive matter free on request. Address nearest office.

27 WILLIAM STREET  
NEW YORK N. Y.

UNIVERSITY BUILDING  
DETROIT, MICH.



# This Key Chain Free

## What It Is

The keychain replaces the old fashioned key ring which is so uncomfortable in the pocket. The keys lie flat—no bulging, sharp pointed bunch to wear holes in the pocket. Turning the horse shoe so one point parallels the chain, enables one to quickly slip keys on or off the chain. Chain is heavily nickleled, while the electric lamp ornament is of handsome silver ox. finish.

## How To Get It

The key chain is **Free**. Simply read this announcement which will tell you how to fill in the coupon—then clip the coupon and mail to us. The key chain will be mailed to you promptly.

## Electric Shop

Michigan and Jackson Boulevards, Chicago

With the above name and address, we have lately opened one of the most elaborately appointed and complete exhibit and sales rooms in America. No matter what may be your interest in things electrical, **Electric Shop** is designed to supply your needs, either in person or by correspondence, with the utmost satisfaction, both as to quality and price.

## To Consumers of Electricity And The Public Generally

Whatever electrical lends to decorativeness, to health, comfort, convenience or economy—whether in the home, office, store or factory—it may be had at **Electric Shop**.

### To Contractors and Supply Builders

**Electric Shop** is a place where you may leave or send orders on our great warehouse for electrical supplies, equipment and fixtures of every description. Contractors will find it advantageous to procure all their electrical supplies from this one source, both as regards prices and freight transportation.

### To Central Stations

Central stations, desirous of increasing the consumption of electric current by supplying their patrons with electrical utensils, devices, appliances, lamps, small or large motors, will find in **Electric Shop** every practical modern device in the electrical line. We invite correspondence on this subject.

### Send Us This Coupon

We wish to send out, from time to time, booklets and printed matter pertaining to electrical goods in which you will be vitally interested. Please indicate by check marks in the squares (in coupon) from what view-point you would be most interested in such literature. Upon receipt of the coupon so filled in, the key chain will be promptly forwarded to you.

## Electric Shop

Michigan and Jackson Boulevards  
Chicago, Ill.

My interest in things electrical is as:  
 Electric Shop, Michigan and Jackson Boulevards, Chicago, Ill.

Supply Dealer   
 Consumer

Central Station   
 Contractor

Name \_\_\_\_\_  
 Street \_\_\_\_\_  
 City \_\_\_\_\_  
 State \_\_\_\_\_



# THE PROBLEM SOLVED

**YOU CAN HAVE MODERN SANITARY PLUMBING** installed in your home at a very **LOW COST**, for our "All Iron Pipe" system enables any handy mechanic, without previous experience, to do the work.

**DON'T BE HELD UP** for an exorbitant sum in order to possess these conveniences, for we will sell you the material at lowest wholesale prices.

**THERE IS NO MYSTERY** about the pipe work for plumbing. Look at the picture. The large vertical pipe is the stack. The smaller vertical pipe is the vent. All fixtures are trapped to prevent odor or sewer gas escaping into the rooms, and are so connected as to be properly vented. This is a fair type of Sanitary installation. We will arrange any variations for you to supply you the most perfect arrangement for your home. Whether in the city, where you have running water and sewerage, or in the country, where you have to provide your own water system and dispose of your own sewerage, you can have these improvements. We will sell you all the materials of all kinds needed, make you working drawings, and tell you how to do the work.

**JUST SEND US A PLAN** of your house for our free estimate of all the material required to put in these modern conveniences.

## A HOT WATER OR STEAM HEATING PLANT SOLD DIRECT TO YOU AT MANUFACTURER'S PRICE

Don't say you can't afford a new heating plant for your home until you get our prices. They will surprise you—and we furnish plants in such convenient form that you can install them yourself if you want to—or have a handy man to do it at day laborer's wages. Get ready for next winter now. It costs you nothing to have us make an estimate for you—and we not only save you about 50% in the cost, but

### We Guarantee Satisfaction

You take no chances. We write it in the contract that our plant will supply the temperature required in each and every room, and hold ourselves in readiness to supply, free of all cost, all material, should any be needed to bring the plant up to our guarantee. Should the plant at any time within one year prove a failure, or unsatisfactory to you, we will refund the entire purchase price upon the return of the plant to us. We will make you complete working drawings, showing how to do the work so that you can't go wrong. We will lend you an entire outfit of tools to do the work. Get started now and utilize your spare time this summer in installing a high-grade plant at low cost. Remember, we guarantee our plant in every way. You can't get a better, even if you pay twice as much. Write for information blank (free).

#### READY ROOFING

We are offering the entire factory output of mill ends of Extra High Grade Vulcan Roofing. This is the regular \$3.00 grade of Ready Roofing, but there are two or three pieces in each roll of 108 square feet, or enough to lay 100 square feet. Fire Proof! Not affected by Heat or Cold! Permanently Weather Proof. Stock limited. While it lasts at per roll

#### STEEL ROOFING

50,000 squares of Heavy Steel Roofing. This is made from metal used in the manufacture of soap. Never exposed to the weather and never nailed. 10 times better than the lightest weights of new. Coated both sides with weather proof "Gelatine" coating. Guaranteed perfect and free from nail holes. Flat, per 100 square feet, \$1.50 Corrugated, per 100 square feet, \$1.75

**Write for Free Samples. Order at Once.**

Central M. & S. Co., Chicago.

I am much pleased with the hot water heating plant, the pneumatic water supply system, the bath room outfit and kitchen sink that I purchased from you for my home. Every part of this plant is thoroughly satisfactory. We have extremely cold winters here, but the heating plant heats the house perfectly. In purchasing this from you I have saved about \$400.00. Very truly yours,

JOHN GASMAN, Bark River, Mich.

Central M. & S. Co., Chicago.

The hot water heating plant which you sold me for my house is perfect. G. R. DANIELS, Olean, N. Y.

**OUR FREE CATALOGUE NO. 123** shows plain net prices for each and every article. Write for it today. We also handle light and heavy machinery, gasoline engines, windmills, etc.

**Central Machinery & Supply Co.**

2593 ARCHER AVE., CHICAGO, ILL.



### \$39.00 FOR THIS COMPLETE BATH ROOM SET OF HIGH GRADE BATH ROOM FIXTURES

We Sell Direct to the Consumer. Our regular price \$45.00. Special price to readers of Popular Electricity, \$39.00.

The Bath Tub is 5 ft. long, 30 in. wide, porcelain enameled inside and over the rim, and is trimmed complete with full nickel trimmings. The Lavatory is iron, white porcelain enameled and complete with nickel trimmings.

The Closet is high grade sanitary bowl, with polished oak, copper-lined tank and seat and cover to match.

This offer is for a limited time only. Other Bath Room Outfits from \$24.50 to \$125



We will sell you material for a complete installation like shown in this picture: together with all pipe for \$135.

Our Pneumatic Water Supply system will furnish running water. By a simple natural law, the water is forced up to the faucets. Our free catalog describes the operation fully. Price from \$40 up.

Pneumatic Water Supply Systems from \$40 up.



\$300 for hot water heating plant for this 12-room house including all material needed.

\$247 for all the material for a hot water heating plant for this 11-room house.

\$180. A first class hot water heating plant for this 8-room house for \$180.

\$135 is all it cost for a hot water heating plant for this 5-room cottage.

# POPULAR ELECTRICITY

IN PLAIN ENGLISH

HENRY WALTER YOUNG, Editor

Vol. II

AUGUST, 1909

No. 4

## CONTENTS

	Page		Page
GEORGE SIMON OHM (Frontispiece) . . . . .	203	Spark and Tuning Coil . . . . .	249
ELEMENTARY ELECTRICITY, PART 16.		ELECTRICAL MEN OF THE TIMES. Frank	
By Prof. Edwin J. Houston . . . . .	204	W. Freueuff . . . . .	250
The Electric System of the Future . . . . .	210	ELECTRICITY IN THE HOUSEHOLD . . . . .	251-254
Power Transmission Through Space . . . . .	210	MISSION DESIGNS IN LIGHTING FIX-	
A STORY OF ELECTRICAL WIRE . . . . .	211	TURES . . . . .	251
MAKING OF A TRANSMISSION LINE . . . . .	212	Portable Floor Lamp . . . . .	253
Five Methods of Transportation . . . . .	214	Perfecting the Electric Iron . . . . .	253
Value of Classics to the Engineer . . . . .	214	Ozonizing Water . . . . .	254
THE NEPTUNE CAP . . . . .	216	JUNIOR SECTION . . . . .	255-261
Electricity vs. Gas as Affecting Ventilation.		Edison's Early Electric Locomotive . . . . .	255
By C. M. Ripley . . . . .	217	PLAYING BASE-BALL AT NIGHT. By	
HOW ELECTRIC TRAINS ARE STARTED		J. R. Schmidt . . . . .	256
SMOOTHLY. By Albert Walton . . . . .	218	Self-Excited Alternator. By Fred R. Furnas.	258
A New Electrical Wire . . . . .	220	Electric Alarm Clock . . . . .	259
Detecting Current . . . . .	221	Simple Electric Heater. By Phillip Eames.	259
ELECTRIC RAILWAYS OF SPAIN. By Dr.		Automatic Bedroom Light . . . . .	260
Alfred Gradenwitz . . . . .	222	Practical Galvanometer. By Gordon Phillips	260
Facts About Light and Light Sources . . . . .	223	An Open Circuit Telegraph. By Glen Royston	261
Unique Window Display . . . . .	224	QUESTIONS AND ANSWERS . . . . .	262-266
MODERN ELECTRIC AMBULANCES . . . . .	225	Magnetic Release Locks . . . . .	262
ELECTRICITY IN THE WHITE HOUSE . . . . .	226	Making an Electro-magnet . . . . .	262
Shoe Tip Buffer . . . . .	229	Magnetos; Edison Three-Wire System . . . . .	263
Electric Hoist for Machine Shop . . . . .	229	Condenser Capacity; Bell Operated by Solenoid	263
WHAT ELECTRICITY WILL DO FOR THE		Transformer Taps for Various Voltages . . . . .	264
MODERN FARMER . . . . .	230	Open and Closed Core Transformer; Induction	
PROPERTIES OF WIRE . . . . .	231	Coil on Alternating Current . . . . .	264
Portable Electric Buffer . . . . .	232	Six Volt Lamps . . . . .	264
Lightning Protection for Transmission Lines . . . . .	233	Morse Relay; Re-charging Dry Batteries; Tele-	
NATIONAL ELECTRIC LIGHT CONVEN-		graph Lightning Arresters . . . . .	265
TION . . . . .	234	Induction Motor . . . . .	265
Changing Alternating Current to Direct . . . . .	235	Condenser; Induction Motor; Voltmeter; Liquid	
A Novel Electric Locomotive . . . . .	236	Rheostat; German Silver Resistance . . . . .	265
EVERY MAN AN ELECTRIC RUNABOUT.		Reducing Spark of an Induction Motor . . . . .	265
By Agnes Deans Cameron . . . . .	237	Current Through Body; Bichromate Battery . . . . .	266
Ventilation . . . . .	238	Storage Battery Running Motor . . . . .	266
Proper Method of Tying and Splicing Wires . . . . .	239	Hydrogen . . . . .	266
POPULAR ELECTRICITY WIRELESS		Changing Motor from 133 to 60 Cycles . . . . .	266
CLUB . . . . .	240-249	NEW ELECTRICAL INVENTIONS . . . . .	267-269
SPARK COIL CONSTRUCTION AND OP-		Electric Rat Trap . . . . .	267
ERATION, PART 4. By V. H. Laughter . . . . .	240	A New Way of Treating Tobacco . . . . .	267
Electrolytic Interrupter . . . . .	245	Electric Telfer System . . . . .	267
What a Club Member is Doing . . . . .	246	New Insulating Joint . . . . .	268
The Wireless Mania . . . . .	246	Aluminum Welding . . . . .	268
Construction and Adjustment of the Tuning		Unique Telephone . . . . .	268
Coil . . . . .	247	Electric Wire Heater . . . . .	269
Condenser Operation . . . . .	247	Automatic Street Car Signal . . . . .	269
Spark Coil; Condenser Operation . . . . .	248	Operators' Wireless Telegraph and Telephone	
Spark Coil . . . . .	248	Hand Book (Book Review) . . . . .	269
Transformer . . . . .	248	How Telegraphs and Telephones Work (Book	
Coil Operation with Interrupter . . . . .	249	Review) . . . . .	269
Wave Length; Detector; Antennae . . . . .	249	Short Circuits . . . . .	270-271
Spark Coil; Receiving Set . . . . .	249	Electrical Definitions . . . . .	272

**RENEWALS.** When your subscription expires, you will find a renewal blank enclosed here. You should fill out and return same with remittance at once, to avoid missing a number. Positively no copies will be mailed on any subscription after same expires unless renewed, and we cannot agree to begin subscriptions with back numbers. The date on wrapper of your magazine shows the issue with which your subscription ends.

**CHANGE OF ADDRESS.** Notify us promptly of any change in your address, giving both the old and new location. Since each issue is printed a month before the date it bears, we should be notified at least four weeks in advance, in order to make the necessary change in our records.

ISSUED MONTHLY BY POPULAR ELECTRICITY PUBLISHING CO., Monadnock Block, Chicago, Ill.

YEARLY SUBSCRIPTION, \$1.00; CANADIAN, \$1.35; FOREIGN, \$1.50; SINGLE COPY, 10 CENTS

No additional copies will be sent after expiration of subscription except upon renewal.

Entered as Second Class Matter April 14, 1908, at the Post Office at Chicago. Under Act of March 3, 1879.

POPULAR ELECTRICITY



If you want a good piano we save you from \$100 to \$300 by our direct factory-to-purchaser system.

# WING PIANOS

are made by us, in our own factory. They are sold direct from our factory and in no other way. Every unnecessary cost is eliminated. Every dollar spent with us is piano value through and through—the best that 40 years of study and experience can produce. The lowest, factory-price consistent with an artistically and musically perfect instrument.

THE WING TONE is so sweet and deep it is in a class of its own. Thousands of customers yearly write and tell us so. "Pure and sweet; every note clear and musical; responsive to the lightest touch, yet possessing great volume and power, without a trace of harshness"—this describes the tone of the WING PIANO.

## THE WING WAY

We will place a WING PIANO in any home in the United States on trial entirely at our expense, without any advance payment or deposit. If, after 20 days' trial in your own home, it is not satisfactory, we take it back. Nothing to be paid by you before it is sent, when it is received, or when it is returned. You are under no more obligation to keep the piano than if you were examining it at our factory. Every expense and all risk is ours, absolutely. Easy installment payments, if you desire them.

When you buy a piano at retail you pay the retail dealer's store rent and other expenses; you pay his profit and you pay the commission or salary of the agents or salesmen he employs. We make the WING PIANO and sell it ourselves. We employ no agents or salesmen. When you buy the WING PIANO you pay the actual cost of construction plus only our small wholesale profit. This profit is small because we sell thousands of pianos yearly. Most retail stores sell no more than 12 to 20 pianos yearly and must charge from \$100 to \$300 profit on each. You can calculate this yourself. These dealers get as much profit on their cheap pianos as on the standard high grade ones. As the cheap pianos cost less than half, they "talk up" and push the cheap pianos—but often call them high grade.

Pioneers of the direct plan of piano selling, our unparalleled success has brought forth many imitators, but no competitors, either as to the excellence of our product or the integrity and economy of our methods. Forty years of daily increasing business and 45,000 satisfied and enthusiastic buyers testify to this.

Ask a Wing customer what he thinks of Wing Pianos and Wing methods. We will send you names in your locality for the asking.

Our commercial standing and references will guarantee you that our word is good and contract gilt-edged. The publishers of any prominent magazine will also tell you this.

The WING PIANO is broadly guaranteed in writing for 12 years.

**FREE** EVEN IF YOU ARE NOT READY TO BUY  
WRITE OR SEND THE COUPON TO-DAY

"The Book of Complete Information About Pianos."

A copyrighted book of 152 pages with many illustrations. A complete reference book on the piano subject. History of the piano, descriptions of every part, how to judge good and bad materials, workmanship, etc. Teaches you how to buy intelligently. You need this book.

Free for the asking from the old house of

**WING & SON** 370-391 W. 13th St., New York

### THE MARVELOUS INSTRUMENTAL ATTACHMENT

If you choose, and without extra cost, your piano can have this wonderful addition. Imitates perfectly the mandolin, guitar, harp, zither, and banjo. Music written for these instruments, can be played just as perfectly by a single player on the piano as though rendered by an orchestra. It is an integral part of the instrument; does not take in any way from its tone or value as a piano and prolongs the life of the strings and action.

WING & SON  
370-391

W. 13th St.,  
New York

Send to the name and address written below, your Free Book without any cost or obligation on my part.

A PIN MAY BE USED TO CUT ALONG THIS LINE



# RHEUMATISM

I Will Send Every Sufferer who  
Writes me My One Dollar  
External Cure to  
**TRY FREE.**

**ALL I ASK IS YOUR ADDRESS**

I have found an external cure for Rheumatism that is curing old chronic cases of 30 and 40 years suffering, as well as all the milder stages.



FREDERICK DYER, Corresponding Sec'y

I have the proof to convince anybody that my Magic Foot Drafts are curing where doctors and baths and medicine failed. No matter how severe or chronic your case may be, you who have endured the endless torture of this cruel disease must try my drafts, for there is relief and comfort in every pair, whether your Rheumatism is chronic or acute, muscular, inflammatory, sciatic, lumbago or gout. Send me your name and address today. Return mail will bring the Drafts, prepaid. Then if you are satisfied with the benefit received, send us One Dollar, if not, keep your money. **You decide**, and we take your word. You can see that we could not afford to make such an offer if the Drafts didn't real cure. Magic Foot Draft Co., 840F Oliver Bldg., Jackson, Mich. Send no money—only your name. **Write today.**




## TRY THIS CARBORUNDUM (DIAMOND) GRINDER AND BUFFER FREE

Shipped on 10 days' FREE TRIAL; 3000 revolutions per minute. Only Hand Power Grinder with Carborundum wheels. Cuts eight times faster than emery, twenty times faster than sandstone. Will not draw temper. **Try it FREE.** If not satisfactory return at our expense. The buffer polishes all metals bright as new. Silverware, knives, forks, gold ornaments, everything. Write today for free book on Carborundum.

**LUTHER BROS. CO.**

Dept. P. E.

Milwaukee, Wis.



Fort Wayne Motor Driving Boring Machine

## Machine Tool Drive

by electric motors has many advantages over other methods. Every machine tool with an individual electric motor is absolutely independent in every way. It can be operated day or night, it can be installed in any desired location for best light or for convenience in handling material—and the motor saves one-third of the cost for power

## Fort Wayne Motors

are particular motors for particular service and give particular service from every motor

Ask for Bulletin "Electric Motor Drives"


## Fort Wayne Electric Works

Main Office: Fort Wayne, Ind.

Factories: Ft. Wayne, Ind. and Madison, Wis.

### Sales Offices

Atlanta	Madison	San Francisco
Boston	Milwaukee	Seattle
Chicago	New Orleans	St. Louis
Cincinnati	New York	St. Paul
Grand Rapids	Philadelphia	Syracuse
	Pittsburg	



**\$210,000,000.**

is the amount of Capital invested in the Electrical Industry.

Competent men are needed to look after this wonderful investment.

The Electrical Men are the highest salaried men in the world.

Be an Electrical Engineer—but be a competent one. The position of Electrical Draftsmen is the first step.

**100 Electrical Draftsmen are wanted all the time**

Accept the opportunity now. We teach you in a short time. No money to invest for materials.

**We furnish you the outfit FREE**

To become proficient at this line of work will lead to greater things—inventions, ideas, and improvements in the field of Electricity that is worth big money to you.

You learn at home, during leisure hours, and cost is very low.

*Fill in the coupon below and mail it to us today.*

**Freeport Correspondence School**

908 Rice Bldg., Freeport, Illinois

**FREEPORT CORRESPONDENCE SCHOOLS**

908 Rice Bldg., Freeport, Ill.

I would like the position before which I have marked a cross (X). Please explain without cost to me, how I can get such a position and be sure to hold it.

- |                              |                             |
|------------------------------|-----------------------------|
| .... Mechanical Draftsman    | .... Manual Training Instr. |
| .... Sheet Metal Draftsman   | .... Bookkeeper             |
| .... Architect               | .... Advertiser             |
| .... Architectural Draftsman | .... Stenographer           |
| .... Architectural Designer  | .... Steam Engineer         |
| .... Carpenter and Joiner    | .... Stationary Fireman     |
| .... Electrical Draftsman    |                             |

NAME..... AGE.....

CITY..... STATE.....

ST. or R. F. D..... OCCUPATION.....

# POPULAR ELECTRICITY

## BOUND VOLUMES

¶ First twelve issues, complete with index.

¶ Handsomely bound in blue silk cloth, gilt embossed.

¶ We have only a limited supply of bound volumes owing to our inability to secure certain back numbers which had been sold out. Apparently most of our readers value their copies too highly to part with them even at a premium.

¶ We will furnish these bound volumes while they last at **\$2.25, all charges prepaid.**

¶ First come, first served. No more when these are gone. **Order quick if you want one.**



**POPULAR ELECTRICITY  
PUBLISHING CO.**

**Monadnock Block  
CHICAGO**

# "TELEPHONY"

☐ Is a handsomely illustrated, ably edited, weekly exponent of one of the most marvelous of modern American industries. ☐ Twenty years ago the Telephone was a curiosity. Today it is a Business Necessity. Practically indispensable, even in the Social and Domestic affairs of the Nation. ☐ The Independent Telephone Field alone represents an investment of over \$500,000,000, while more than \$25,000,000 is expended by it annually for supplies. ☐ Here is a field affording young men of ability and ambition greater opportunities than almost any other vocation which they can possibly adopt. ☐ Engineering, Contracting, Inventing, Manufacturing, Construction, Maintenance, Management and other departments of Telephone work reach out with open arms inviting the talented youth of today to become the prosperous leader of tomorrow.

## Easy to Learn at Home

☐ All of the fundamentals of Telephone work can be readily learned at home by any bright young man through the reading of good books and the careful perusal of the one great medium of the Telephone industry, "Telephony." ☐ "Telephony" is a weekly publication which covers every phase of the Telephone business. ☐ In the course of a year "Telephony" presents over 4000 printed pages or the equivalent of more than 40 of the ordinary sized \$1.50 books. ☐ The subscription price of "Telephony" is \$3.00 a year, but readers of Popular Electricity can secure it at a special rate of \$2.00 temporarily by employing coupon blank herewith. ☐ We also present below a list of some of the leading Telephone books all of which "Telephony" is prepared to furnish, postage prepaid, for prices indicated after each. ☐ Insert above your name, when ordering, either the word "Telephony" or the title of the book you want.

### BOOK LIST

A. B. C. of the Telephone, J. E. Homans.....	\$1.00
American Telephone Practice, K. B. Miller.....	\$4.00
Electrical Instruments and Testing, N. H. Schneider.....	\$1.00
Handy Electrical Dictionary.....	\$0.25
Modern Electrical Construction, Horstmann & Tousley.....	\$1.50
Modern Wiring Diagrams, Horstmann & Tousley.....	\$1.50
Telephone Principles and Practice, G. W. Wilder.....	\$2.00
Telephone Construction, Installation, Wiring, Operation and Maintenance, W. H. Ratcliffe and H. C. Cushing, Jr.....	\$1.00
Telephone Construction, Methods and Costs, C. Mayer.....	\$3.00
Telephony, A. V. Abbott (6 Vol.).....	\$6.00
Telephony, W. C. Boyrer.....	\$3.00
And Paul Latzke's Great Telephone Story, "A Fight with an Octopus".....	\$0.25

**COUPON—Cut out and mail today**

**TELEPHONY  
PUB. CO.**  
Monadnock Block  
CHICAGO, ILL.

Gentlemen: I enclose herewith \$..... for which please send me....

**Write for Our Telephone Book  
Catalogue, Free**

Name.....  
St.....  
City.....  
State.....  
(Popular Electricity)





Toast Visible in the Making is Always  
Toasted Right

“Say when” the toast gets brown and crisp enough to suit your taste---then remove the slices.

Most toast is made by guess--not toasted enough, baked hard or burned to a crisp, according to luck, because the toasting process cannot be watched. With the new General Electric Radiant


Toaster this uncertain element of *Luck* is removed and the vertical slices of toasting bread can be watched and removed the very instant they suit your own personal taste.

## General Electric Radiant Toaster

The new Radiant Electric Toaster is designed for use on the Breakfast Table. The slices are placed vertical in a simple wire cage before four zig-zag coils of heating wire suspended vertically. When the electricity is turned on these wires get red hot and toast the bread by radiant heat—not drying it hard as a bone by setting up currents of hot air. The toasting process can be watched and it takes less than a minute to prepare a slice. The Radiant Toaster is the lightest, simplest and most durable electric toaster made, and the only one that features the quality of toasting bread on the Breakfast Table in plain sight of the person who is to eat it.

This adds a touch of interest to the convenience and usefulness of the toaster, and the novelty of watching the slices assume a golden brown color appeals to the appetite.

The G. E. Radiant Toaster can be bought from progressive lighting companies and electrical supply houses everywhere. If your dealer can not supply you write to the



## GENERAL ELECTRIC COMPANY

Principal Office, Schenectady, N. Y.

CHICAGO OFFICE,  
Monadnock Building

Sales Offices in all Large Cities

NEW YORK OFFICE,  
30 Church Street  
2188

No Telephone Burden  
If You Have a Private  
Independent Telephone



One of these 32-page Books will explain



Our Booklet No. 80 contains valuable information for every person interested in intercommunicating Telephones and private Branch Exchange Systems for use in

**HOME—OFFICE—FACTORY  
BANK—HOSPITAL—HOTEL**

Send for Booklet No. 80—Second Edition  
Sent free upon application to either office.

**STROMBERG-CARLSON  
TELEPHONE MF'G. CO.**

ROCHESTER, N. Y.

CHICAGO, ILL. KANSAS CITY, MO.

There are over 1,100,000 "S-C" Telephones in use.



# VIRTUOSO

The World's Best  
Music Roll

Gives added pleasure to the home with the Piano Player. Its musical and mechanical arrangement is perfect. The paper is thin and tough, the perforations cleanly cut, assuring perfect reproduction and long life. The expression marks assure execution according to the score or permit individual interpretation at the operator's will.

Our assortment of 6,000 pieces—the latest and best—permits you to bring the masters into your home, or light and airy popular music, as you wish.

For all Standard (65 note) Piano Players

**SEND FOR SAMPLE**

Find out what the Virtuoso really is. Send today for sample. We suggest No. 5894, "Sweet Violets," intermezzo two-step. W. C. Powell, the latest, brightest, most catchy arrangement for perforated roll. Sent postpaid with catalogue of 300 selections on receipt of \$1.00.


**General Music Supply Co.**

522 West 57th Street  
New York City

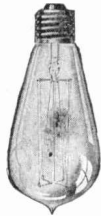
# SUNBEAM Tungsten Lamps

“From the

25 watt



40 watt



40 watt (skirted)



Least

to


60 watt



100 watt



250 watt



the

Greatest”

**Burned Vertically or at Any Angle;  
On Direct or Alternating Current---**

Sunbeam Tungsten Lamps give Long Life and Brilliant, Highly Efficient Light. The lamps above shown are fully described in our **Bulletin 66**, which we will gladly send you upon request.

## Sunbeam Incandescent Lamp Co.

ESTABLISHED 1889

Manufacturers of Incandescent Lamps for ALL Classes of Service

CHICAGO

TORONTO

NEW YORK

## Western Electric Company

General Distributors

ATLANTA  
BOSTON  
CHICAGO  
CINCINNATI

DALLAS  
DENVER  
KANSAS CITY  
LOS ANGELES

MINNEAPOLIS  
NEW YORK  
PHILADELPHIA  
PITTSBURG

SALT LAKE CITY  
SAN FRANCISCO  
SEATTLE  
ST. LOUIS

# GOING FAST

Better place your order  
now for a  
**Bound Volume**  
of  
**Popular  
Electricity**

Volume I

before the supply is exhausted.

First twelve issued, May, 1908 to April, 1909 inclusive, complete with index.

Handsomely bound in blue silk—gilt embossed.

Over 800 pages, more than 1000 illustrations—a splendid reference work.

Price—while they last \$2.25—all charges prepaid.

Will be sent free for 4 paid yearly subscriptions to POPULAR ELECTRICITY at \$1.00 each (Canada \$1.35, Foreign \$1.50).

**Popular Electricity  
Publishing Co.**  
Monadnock Block  
Chicago

# STARTLING Watch Offer



The Great  
**Burlington  
Special at a  
No-Trust Price!**

The world's masterpiece of watch manufacture now sold direct!—

The most amazing offer ever made in the whole history of the watch industry—an offer which has absolutely PARALYZED competition—the offer of the genuine Burlington Special direct to the public at the rock-bottom NO-TRUST PRICE, without middlemen's profits.

## The Fight is On!

We will not be bound by any system of price-boosting contracts with dealers. We will not submit to any "high profit" selling scheme. We will not be dictated to by ANY Trust.

**NO MATTER WHAT IT COSTS**, we are determined to push our independent line even if we should have to fight a combination of all the Watch Manufacturers of the country!

And so we are making this offer—the most sweeping, astounding offer ever made on a high-grade watch. The famous BURLINGTON direct and at the same price **WHOLESALE Jewelers must pay.**

And in order to make the proposition doubly easy for the public we will even allow this rock-bottom price, if desired, on terms of

**\$2.50 a Month** offer. Sign and mail coupon now. Rock-bottom, no-trust price, whether you buy for cash or time.

## POST YOURSELF!

Be sure to get posted on watches and watch values, trust-method prices and no-trust prices before you buy a watch. Learn to judge watch values!

Get the Burlington Watch Company's

## FREE WATCH BOOK

Read our startling exposure of the amazing conditions which exist in the watch trade today. Read about the anti-trust fight. Read about our great \$1,000.00 Challenge. Learn how you can judge watch values. Send your name and address for this valuable **FREE BOOK** now—TODAY. Sign & mail coupon.

**BURLINGTON  
WATCH CO.**  
Dept. 1392  
Millard St.,  
Chicago,  
Ills.

**Burlington Watch Co., Dept. 1392, Millard Station, Chicago, Illinois**

Please send me without obligation and prepaid, your free book on watches and a copy of your \$1,000.00 challenge, with full explanation of your cash or \$2.50 a month offer on this superb **NO-TRUST Burlington Watch.**


Name: \_\_\_\_\_

Address: \_\_\_\_\_

No letter necessary. Coupon will do.

POPULAR ELECTRICITY

## 387 Miles through the Mountains



in 16 1-2 hours without a miss or a moment's delay.

Such is the story of the

### EXCELSIOR AUTO-CYCLE

Beating the record run of a racing automobile by nearly three hours.

It is Quality that counts and Excelsior Quality Makes Good Every Time.

Our new catalog, MC 129 is like the machine, "the best ever."

WRITE FOR IT TODAY

## Excelsior Supply Company

Established 1876

233-237 Randolph Street

Chicago, Ill.

### Do You Experiment?

If you are carrying on experiments in which wet or dry cells have to be used our BATTERY CATALOGUE will prove of interest.

Sent FREE to all who mention this publication


## GLOBE DRY BATTERY

Designed for

Electric Bells, Annunciators, Gas Lighters, Operating Small Motors, Etc. Specially adapted to Wireless Receivers

Price in lots of 12 or more, 13 1-2c each.

Fahnestock  
Connections




No Extra  
Charge

**NATIONAL CARBON CO.**  
CLEVELAND, OHIO


For our Mutual Advantage mention Popular Electricity when writing to Advertisers.








GEORGE SIMON OHM



# POPULAR ELECTRICITY

IN PLAIN ENGLISH



VOL. II

AUGUST 1909

No. 4

## GEORGE SIMON OHM

The man who by independent discovery and announcement of a law in Nature's observed operations laid one of the foundation stones of modern electrical science and achievement

What is Ohm's law? Why is the unit of electrical resistance called the Ohm? These questions are best answered by a brief sketch of the career and work of George Simon Ohm, who lived more than a century ago, and for whom the law and the unit were named.

Ohm's law is known to everyone who makes the application of electricity a study. The discovery and announcement of this law by Ohm brought order and understanding where confusion had before reigned, for it is this simple law which governs all the operations of direct current electricity.

This law observed by Ohm is that the intensity of the current (measured in amperes) is directly proportional to the exciting force (measured in volts) and inversely proportional to the total resistance (measured in ohms). Stated another way: Current equals electromotive force divided by resistance; or, as we most often see it written  $C = \frac{E}{R}$ . Knowing any two of these factors we are able to find the third by solving the equation.

The unit of resistance to the flow of electricity was also named after Ohm and is defined as the resistance offered to an unvarying current of electricity by a column of mercury, at the temperature of melting ice, having a height of 106.3 centimeters, a uniform cross-sectional area and a weight of 14.452 grams.

Ohm was born at Erlangen, Germany, in 1789. His father was a humble locksmith, athirst for knowledge. An able mathematician himself, he taught his son mathematics, and trained the boy in the locksmith's trade.

Young Ohm grew up in the love of his electrical research work, and the treatise in which he first announced his great discovery, entitled "The Galvanic Battery Treated Mathematically," has become a famous classic of science. This was published at Berlin in 1827.

An independent discovery of the law governing electrical current flow was made by Cavendish in 1781, but it was not publicly recognized until the work of Ohm was done. Ohm obtained his results chiefly by experiment.

In 1841, the Royal Society of England honored him with the Gold Medal for the "most conspicuous discovery in the domain of exact investigation."

He died of epilepsy on July 6th, 1854, at the age of 65. His Spirit, devoted on earth to the search for Truth, still lives as a power in the great Cause World.

# ELEMENTARY ELECTRICITY

BY PROF. EDWIN J. HOUSTON, PH. D. (PRINCETON).

## CHAPTER XVI.—FRICTIONAL AND ELECTRO-STATIC ELECTRIC MACHINES.

There are various forms of electric machines that depend for their operation on friction. Before being able to understand them, however, it is necessary that an explanation be made as to the manner in which electricity can be produced by what is called induction.

Perhaps the simplest definition of electrostatic induction is the influence produced by an electric charge on a neighboring body through an intervening non-conductor. Suppose, for example, that the insulated metallic sphere (C), Fig. 102, is given a positive electric charge, and is then brought near an

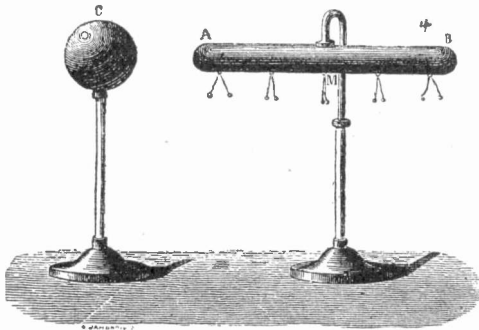


FIG. 102. ELECTRIFICATION BY INFLUENCE

insulated metallic cylinder (AB), provided with a number of pith ball electroscopes. Although the two cylinders are separated by a fairly considerable mass of air, a non-conducting substance, the charge on (C) produces an electric charge on (AB), as is shown by the repulsion of the pith balls. The amount of this repulsion is greatest both at the end (A), nearest (C) and at (B) furthest from (C), the divergence becoming less as we pass from either end towards the middle of the cylinder.

The electrification thus produced by an electric charge in a neighboring body through an intervening non-conductor is known as electrostatic induction. In order to distinguish this induction from that produced by a magnet, it is sometimes called influence. The term electrostatic induction, however, is more frequently employed.

It can be shown that the charges produced in the cylinder (AB) consist of opposite

electricities. If the sphere (C) is charged with positive electricity, then the charge at the end (A), nearest (C), is negative, while that at the end (B), furthest from (C), is positive. The character of these charges can be determined by bringing a rod of sealing wax, rubbed so as to become negatively excited, into the neighborhood of the pith balls at (A). The fact that these are further repelled shows that their charge is negative, or the same as the charge on the sealing wax. If, however, the sealing wax is brought into the neighborhood of the balls at (B) they are attracted, thus showing that they contain a positive charge.

What takes place in the above experiment is as follows: According to the single-fluid hypothesis, which we shall use on account of its greater simplicity, the free positive charge on the insulated cylinder repels the electric fluid in (AB) to the end furthest from (C), thus giving that end a surplus of electricity and rendering it positive, at the same time leaving a definite amount of electricity at the end nearest (A), thus making it negative.

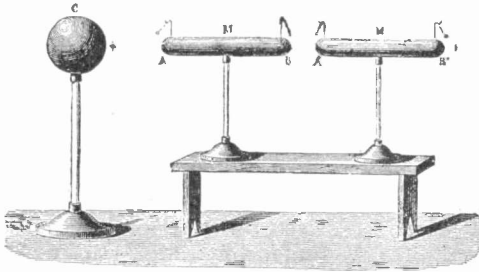
If the cylinder (AB) is slowly moved away from (C), care being taken not to touch it, the pith balls will show a smaller and smaller divergence until, when a certain distance is reached, varying with the value of the charge in (C), they will come together showing that the cylinder has completely lost its induced charge.

If, however, while under the influence of (C) the cylinder is momentarily touched, say near the end (B), by a body connected with the earth, as by a person standing near it, then, on its removal from the neighborhood of (C), it will be found to possess a permanent electric charge which is negative over all parts of its surface.

It is not difficult to see why a body can only be permanently electrified by induction when momentarily touched by an earth-connected body. When the cylinder (AB) is touched, the repulsion produced by the positive charge on (C) drives the positive electricity to the ground. The negative charge near the end of (A) however, remains on the cylinder, being held in place by the attraction of the opposite charge on (C).

When (AB) is removed from the influence of (C) its charge, being no longer held in place, is free to distribute itself evenly over the entire surface.

It is evident that charges produced by induction must always consist of the two opposite electricities; that these charges will manifest their presence only while the charged body remains in the neighborhood or influence of the electrified body. If, however, during this time the charged body be momentarily connected with the earth, it will lose a charge of the same name as the inducing body and become permanently charged by a charge of opposite name.



103. ELECTRIFYING A SERIES OF CONDUCTORS BY INFLUENCE

It is possible to produce successive electrifications by induction. If, for example, two insulated metallic cylinders (M) Fig. 103, be brought as shown in the neighborhood of a positively charged insulated sphere (C), then alternate negative and positive charges will be produced by induction on the ends of (M) and (M) as marked, negative charges being found on the ends (A) (A'), situated nearest (C), and positive charges on the ends (B) (B'), furthest from (C), the presence of these charges being manifested by the movements of the pith balls as shown.

It is evident, from the above, that an electric charge may exist on the surface of an insulated body in two different ways; namely, in what is known as a free charge, and in what is known as a bound charge. A free charge is immediately lost by an insulated body when touched to an earth-connected body. The bound charge, however, remains on the insulated body, notwithstanding the fact of its being connected with the earth, since it is held in place by the attraction of an opposite charge.

We are now able to understand why an electric charge produces alternate attractions and repulsions in unelectrified bodies

brought near it. Electric attraction is invariably preceded by electrostatic induction. Suppose, for example, Fig. 104, (C) is an insulated body containing a positive charge, and that (ab) is a movable body suspended by an insulating thread. On the approach of (C), induction occurs in the movable body, a negative charge being produced on the side nearest (C) at (a) and a positive charge on (b), the side furthest from (C). Under the influence of the opposite charges the movable ball is drawn towards (C). If there has its negative charge neutralized, and becomes charged with the same kind of electricity that exists in (C), i. e., positive electricity, is now repelled.

If the movable body has no means for losing its positive charge, it will remain repelled for a long while. If, however, it is able by repulsion momentarily to touch an earth-connected body, it loses its charge, again receives opposite charges by induction, and is again attracted or repelled, the alternate motions being kept up as long as a charge remains in (C).

The non-conducting medium existing between the charged body and the body in which electro-static induction takes place is known as a dielectric. All non-conductors of electricity are capable of acting as dielectrics. They differ, however, considerably

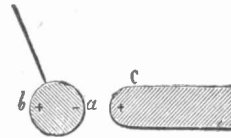


FIG. 104. ILLUSTRATING ELECTRO-STATIC INDUCTION

in their power of thus permitting induction to take place through them. For example, if a plate of thick glass is placed between the insulated sphere (C) and the end (A) of the insulated cylinder, the induction will not only take place through the glass, but will take place more freely as will be indicated by the greater repulsion of the pith balls.

In the following table the dielectric capacity, or specific inductive capacity of different non-conductors are given, or the ability to permit electrostatic induction to take place through them. In this table the dielectric capacities of the different substances are compared with air taken as unity.



Air .....	1.00
Solid Paraffine.....	1.99
India-rubber .....	2.22
Vulcanite .....	2.28
Gutta Percha.....	2.46
Sulphur .....	2.58
Shellac .....	2.74
Glass .....	3.25


The first, if not the simplest form of electric machine for producing electricity

and 106, of a cake of resin (B) about twelve inches in diameter and an inch in thickness, placed in a metallic dish. The simplest way to form this cake is to melt equal parts of ordinary resin and shellac in a metal plate. When thoroughly fused and mixed together remove the pan from the source of heat, placing it on a flat support and taking care before the liquid hardens to break up any air bubbles that may form. When hardened there will be produced a smooth surface of resin filling the metal pan.

The remaining part of the electrophorus consists of a metallic disk (A), smaller in diameter than the resin disk (B), provided with an insulated glass handle, so that it can be moved without touching its metallic surface.

The electrophorus is operated as follows: The disk of resin (B) is given a negative charge by rubbing it briskly with a piece of cat's skin.

The metallic disk (A) is then placed in the middle of (B) and momentarily touched by a finger. It immediately parts with a negative charge, so that when removed from the resin, it will



FIGS. 105 AND 106. THE ELECTROPHORUS

by friction was an instrument invented by Volta and known as the electrophorus. This device consists, as shown in Figs. 105




FIG. 107. HAWKSBBE'S FRICTIONAL ELECTRIC MACHINE

possess a positive charge, and if, while being held in one hand by the glass rod, it is held near the knuckle of the other hand, a bright spark accompanied by a crackling sound will be produced.

The explanation is evident. When the metallic disk is placed on the negatively charged resin surface, a positive charge is produced on its surface near the resin disk ;




FIG. 108. EARLY METALLIC COMB MACHINE

and a negative charge on the surface furthest from it. While momentarily touched, it loses this negative charge and, therefore, remains positively excited after its removal from the resin.

Electricity produced by means of friction was originally obtained by rubbing glass rods with silk handkerchiefs. The first frictional electric machine was devised by Guericke, the inventor of the air-pump. This machine consisted of a ball of sulphur, the friction being produced by the hands of an assistant held against the ball while rotated. Fig. 107 represents Hawkesbee's modification of Guericke's electric machine in which the ball of sulphur is replaced by a hollow globe of glass. The construction and operation of the machine will be understood from an examination of the above figure, as will also the means employed for carrying, by a metallic chain, the charge so produced on the glass to a conductor consisting of a metallic rod suspended from silk cords attached to the ceiling of the room. In the figure a woman is seen standing on an insulating cake of resin holding one hand near the insulated rod and in the other a metallic disk that receives the electricity through her body. The rotation of the sphere by means of a cord passed over the wheel and pulley is also shown.

The simple electric machines of Guericke and Hawkesbee were greatly improved by two additional devices. The first consisted

of a leather cushion to press against the surface of the rotating globe and thus replace the friction of the hand. An amalgam, consisting of a mixture of tin and mercury was spread over the surface of the cushion that was pressed against the glass by means of springs.

But the most important addition to the early machine of Hawkesbee was a metallic comb or series of points that, as shown in Fig. 108, were connected with an insulated metallic cylinder (B), known as the prime conductor or positive conductor of the machine. A similarly insulated metallic cylinder (A) electrically connected with a piece of metal containing the leather cushion, forms the negative conductor. When these two conductors (A) and (B) were brought near together by rods, (E) and (D) on the turning of the handle of the machine, the friction of the rubber against the glass, produced a series of electric sparks.

The action of the comb or points is as follows: The increased density of the charge at the points, produces, as already mentioned, an electric wind or convective discharge that is blown against the surface of the rotating plate, thus giving it a charge of the same name as that on the pointed conductor. This wind consists of molecules of air that have received minute charges from the electrified pointed surfaces.

It has been found that in order to obtain the best results in the use of the positive




FIG. 109. RAMSDEN'S FRICTIONAL MACHINE

electricity produced on the prime conductor it is necessary to connect the negative conductor to the ground by means of a metallic chain.

A modification of the cylinder machine was the plate machine of Ramsden, represented in Fig. 109. Here, the glass cylinder is replaced by a circular glass plate mounted on a horizontal axis, so as to be rotated between two leather cushions covered with amalgam and placed, as shown, so as to press

mit leakage into the air, thus decreasing the amount of useful electricity obtained.

The older forms of frictional electric machines are now generally replaced by machines that operate on the principle of a revolving electrophorus. Such machines are known as electrostatic induction or

influence machines. When properly constructed and operated they are capable of producing powerful discharges in practically all kinds of weather.

A common form of influence machine known as the Holtz machine is represented in Fig. 110. It consists of two glass plates (A) and (B), thoroughly insulated from each other and from the ground. The smaller of the plates (B) is so supported on a horizontal axis




FIG. 110. THE HOLTZ MACHINE

against both surfaces of the plate at the upper and lower part of its diameter. On rotation, the plate becomes charged with positive electricity, which is conveyed to a prime conductor, consisting of two horizontal insulated cylinders, by means of a series of metallic points connected, as shown, with the cylinders. The best results are obtained when the negative charge, produced in the rubbers, is permitted to escape to the earth by means of the metallic chain represented in the lower left-hand side of the figure. In order to prevent a loss of electricity from the charged glass plate, quadrants of oiled silk are placed as shown so as to cover both sides of these portions of the plate.

that it can be rotated close to the surface of (A) by the turning of the handle. The fixed plate (A) is provided with two large openings or windows, placed as

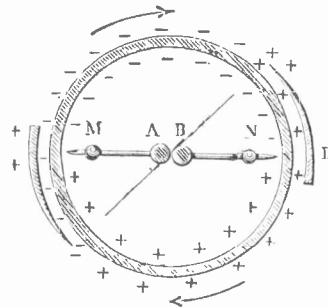


FIG. 111. DIAGRAM OF ACTION OF HOLTZ MACHINE

A frictional electric machine has its best action when the air is dry and free from moisture. It is also necessary to avoid the collection of dust either on the surface of the glass plate, or on the conductors, since the dust particles acting as points, will per-

shown near its horizontal diameter. Paper bands or armatures (f), (f'), are glued to the plates across the windows so as to partially cover them. Each of these

armatures is provided with a paper point extending in a direction opposite to that in which the plate is rotated. Two metallic combs (P), (P'), placed opposite the windows on the side of the revolving plate furthest from the fixed plate, are connected with two insulated conductors that are provided with polished metallic balls (n)

and (m). These conductors become respectively charged with negative and positive electricity. The distance between them can be altered by the movement of (m) towards or from (n) by an insulated handle.

In order to start the machine, (m) is brought into contact with (n), and one of the armatures, say (f), is charged by holding




FIG. 112. THE WIMSHURST MACHINE

against it a sheet of vulcanite that has been negatively electrified by friction. After turning the plate for a few seconds the knobs are gradually separated when an electric discharge passes in the gap between (m) and (n).

The operation of the Holtz machine is thus described by Prof. Sylvanus P. Thompson, in his translation of Guillemin's "Electricity and Magnetism." In Fig. 111, the paper armatures on the fixed plate are represented by two segments (D). (A) and (B) are the conductors terminated by points (M) and (N) corresponding to the metallic combs of the machine. The movable plate is represented by circular lines so as to avoid confusion. The arrow shows the direction of rotation of the plate, which, as will be seen, is opposite to the direction in which the tongue of paper on each paper armature extends.

Suppose, now, that a sheet of rubbed vulcanite is brought into contact with the broad portion of the paper armature opposite (D), thus producing a positive charge in the near portions of the paper, and a negative charge near the tongue. The tongue now sets up a charge in the back of the rotating plate. Since the conductors (A) and (B) are in contact, the negative charge escapes from the comb (M) onto the glass, and a positive charge from the comb (N). The other paper armature is thus electrified by induction and a discharge of positive electricity from its point leaves its wide portion negatively charged.

The result of the above actions is to charge the rotating plate on both its front and back, one-half with the negative charge and the other half with a positive charge. The mutual reactions of these opposite charges from both the paper points and the comb rapidly increase until in a few moments the conductors can be drawn apart when a torrent of sparks passes between the balls (n) and (m).

There are a great variety of influence or induction electric machines. One of the most important is known as the Wimshurst induction machine. In this machine, as shown in Fig. 112, there are two plates of glass that are rotated in opposite directions. Broad strips of metal foil, called sectors, are glued to the front of the front plate, and to the back of the back plate. These sectors act both as carriers and inductors. An un-insulated diagonal conductor, provided at

its ends with metallic brushes, known as neutralizing brushes, is arranged so as to touch the front sectors at the ends of a diameter. A similar un-insulated conductor extending in the opposite direction is placed across the back plate.

It is not necessary to start a Wimshurst machine by bringing a charged plate of vulcanite against any of its sectors, since the friction of the neutralizing brushes produces a charge sufficient for this purpose.

(To be Continued.)

#### THE ELECTRIC SYSTEM OF THE FUTURE

Philip Torchio, well known electrical engineer, made the following interesting forecast of the future developments of the electric light and power industry of this country, in a paper before the convention of the National Electric Light Association recently held in Atlantic City. "In the progress of the gradual uplifting of the industrial efficiency of the country, it is the province of the central station companies to furnish to the nation all of the power required by it in all commercial, industrial and agricultural needs. With thousands of central stations dotting the map of the United States from East to West and from North to South, with a closely woven network of power wires connecting the heaviest centres to the most humble hamlets, is it not reasonable to expect that this wonderful organization should ultimately command and control within this territory the generation and distribution of power for everything that lights, or heats, or operates machinery, or propels vehicles or trains?"

#### POWER TRANSMISSION THROUGH SPACE

It has been widely reported in the newspapers that electric current for the illuminations at the recent Omaha electrical show was furnished by wireless apparatus, and many were the rash statements about hundreds of horsepower transmitted through space. As a matter of fact no one has been able thus far to transmit anything like a small fraction of a horsepower, even, in this manner. What was done at Omaha was to simply send out waves as in wireless telegraphy, the power of which was comparatively insignificant. But the power was sufficient to affect a detecting device, as in wireless apparatus, and through this detecting device a secondary wire circuit



was closed, which, in turn, was able to close the circuit of the lighting current from the regular city light wires.

#### THE STORY OF ELECTRICAL WIRE

The very root and branch of the electrical business is wire. Millions of pounds of copper, iron and aluminum are made up into all sizes of wire every year. Some of these wires are as large as a man's wrist and others are so fine that a million feet of it would weigh but 25 pounds. Most of this wire has to be carefully insulated.

The telephone, the telegraph, signals, electric bells, the ocean cable, the electric light, and nearly every other application of electrical energy would be impossible were it not for the bars of steel and copper converted yearly into wire.

Excavations in Egypt have brought to the surface ornaments of wire, showing that the art of making it was practiced thousands of years ago. The method employed by the ancients was very different from that of the present, the old way being to beat metal into thin sheets which were cut into continuous strips, these being rounded by hammering and filing.

Apparently this method was employed until the fourteenth century when the steel die plate came into use. At first, wire was drawn entirely by hand, but in the latter part of the Fourteenth Century a machine was made to operate by water power and the production of wire became more of a commercial process.

The die plate was a German invention and nearly three centuries passed before it was introduced into England. For many years the industry was comparatively unimportant, but during the last half century the uses for wire have increased until it is now giving a service the value of which can scarcely be estimated.

To produce wire requires the treatment of a large number of metals, and varied processes of manufacture. Bars of metal, four inches square, are heated and passed while hot and plastic through rapidly revolving rolls, reducing them to wire rods which vary from one-quarter of an inch to an inch or more in diameter, depending upon the finished size of wire wanted.

These rods, which are formed into coils as they pass through the rolls, are dipped in acid baths to remove loose scale and provide a lubricant for drawing. Drawing con-

sists of pulling rods while cold through holes of gradually decreasing diameter drilled in steel plates. During this process the particles of metal become elongated and strained, making the wire harder and more brittle. To restore it to a proper temper, it is necessary to heat or anneal it.

When a very fine diameter is required, there must be repeated annealings and drawings. This may be done until the bar, which originally was four inches square and four feet long, becomes reduced to a diameter of a single thousandth of an inch and extended 13,000 miles in length. Before so fine a size is reached the wire will cut into the steel of the die plate, so the usual die plates must be discarded and the drawing continued through holes drilled in diamonds, the diameter of these diamond dies decreasing by fractional parts of a thousandth of an inch. This wire affords a striking illustration of a material made more valuable by the application of labor.


From the time the bar of metal enters the furnace nothing is added to it. All the work is done with one article which is passed through rolls and drawn through die plates until it is finished. Steel wire, for instance, may be made from an extra high grade of steel worth in the bar six cents a pound, which is much above the price of the greater bulk of steel. In the finished wire the value is increased from six cents to \$50.00 a pound.

The insulation of wire for electrical work is one of the most important processes. If it wasn't for the many ingenious machines which cover all sizes of wire with the silk, rubber, linen and varnish insulating material the cost of all electrical devices would be far higher than it is today. The machine which winds the silk threads on the tiny copper wires, such as are used for electric bells, etc., works with almost human precision and wisdom and at a speed no human hands could hope to attain.

It was also found that electrical cables kept better if they were covered with a tube of common lead, so some genius set to work and perfected a machine to do this work. The cables, properly covered with insulating material, go in one end of this machine and come out of the other encased in a perfect tight fitting tube of shiny lead.

The wires, properly insulated, are wound on spools and reels and stored away until the time comes for them to take their place in the electrical world.

## THE MAKING OF A TRANSMISSION LINE




THE WIRES EMERGE FROM THE ROOF OF THE POWER HOUSE

From Schaghticoke, on the Hoosic River, to Schenectady, in New York State, a distance of 21 miles, there stretches away across the country a line of skeleton steel towers which support six cables of hard drawn copper wire. Each cable is made up of seven strands, equivalent in all to a single wire a little less than half an inch in diameter, yet each three of these cables, forming what is known as a three phase circuit, is capable of transmitting 8000 horse-power of electrical energy, which is generated by the busy waters of the Hoosic and available in the distant city an infinitesimal fraction of a second after its production. Stand for a moment and watch the line. Not a spark is to be seen—not a sound heard.

Yet in those insignificant appearing wires the power of 16,000 horses is confined and directed.

There is something mystifying and almost awe inspiring about the force which lives in

these wires, though not more wonderful, perhaps, than the physical phenomena of light or heat or life; all indefinable. But the line itself, which we can see, is the work of man, and over it is transmitted this wonderful electric power, which he has never seen, and may never be able to exactly explain. The mechanical elements entering into the construction of a big power transmission line are therefore tangible and very interesting even to the layman. The accompanying views, obtained through the




BEGINNING OF THE LINE, SHOWING POWER HOUSE

courtesy of the General Electric Review, show some of these features.

The current is generated by the water driven dynamos, transformed to 32,000 volts

the line was carried across on standard angle towers. However, in order to obtain the required clearance, it was necessary to increase the tension at which the cables were



A LINE OF STEEL TOWERS ACROSS THE COUNTRY

pressure, and the wires carrying it emerge from the power house to insulators mounted on the roof. Immediately over these insulators are stretched the line cables, held rigidly by anchor towers. The transmission cables and the terminals from the interior are then connected. One of the views shows the power house and first pair of towers and another shows the top of the power house and the anchor poles as described.


Owing to the irregular contour of the country through which the line passes, the spacing of the towers varies within wide limits. The standard span is 600 feet, but other spans range all the way from 150 feet to 1263 feet in length, the latter distance being required where the line crosses Sanders Lake, situated near Schenectady. Where the line crosses the Hudson River the span length is 1125 feet;

strung to about 3000 pounds per cable, the average tension of the cables throughout the line being approximately 2300 pounds.

In designing the transmission line an extreme wind velocity of 85 miles per hour on the bare cable was assumed, or 40 miles per hour on the cable when coated with  $\frac{1}{4}$  inch of sleet. Under these conditions, when strung on the towers, the

cable would have to stand a stress of 4600 pounds, the normal operating tension, as stated above, being 2,300 pounds. But the cables were made to have a breaking strength of 7,500 pounds, so there is a large factor of safety.

Running along the tops of the towers and firmly clamped to each peak is a lightning guard wire made of  $\frac{3}{8}$  inch stranded steel. This is the seventh wire seen in the picture



THE END OF THE LINE

of the line. This guard wire is grounded at every tower and has to date proved to be an efficient protection against lightning.

But how is the current prevented from escaping from the wires to the ground? This is provided for by disk insulators. These consist of solid disks of selected porcelain, laced together, by means of wire and drop forged steel links so that they hang one above another. They are then hung by the top to arms projecting from the towers and the transmission cables are hung from the bottoms of the strings of insulators. In order to reach the ground the current would have to puncture every one of the porcelain disks.

Finally when the line has reached the substation in Schenectady, where its pressure or voltage is to be transformed or "stepped down" to a low voltage practicable for use, a special construction was necessary to run the cables safely into the building. Here are some more heavy strain insulators to hold the stress of the cables. The dead ends are provided with horn gap lightning arresters, across which lightning bolts may jump if they get as far as the building, and be led to the ground without doing damage.

#### FIVE METHODS OF TRANSPORTATION


Something strikingly novel is shown in the accompanying illustration, for here, side by side, are five distinct modes of trans-

portation, conditions probably not duplicated in any other place in the country. The photograph was furnished by Harrie P. Clegg, president of the Dayton and Troy Railway Company, of Dayton, Ohio. Dayton is the home of Wright brothers, famous builders of flying machines, and it is said that when the picture was taken, if the camera had been snapped in time, a sixth mode of travel would have been shown, for a flying machine passed over but a moment before.

From left to right the picture shows: first, the Miami River, a navigable stream; the Miami and Erie Canal; the high speed Dayton and Troy electric railway; the Cincinnati and Hamilton (steam) line; and finally the turnpike which was formerly the route of stage coaches.

#### VALUE OF CLASSICS TO THE ENGINEER.

In this intensely practical age we often hear the questions asked: "What is the good of studying Latin and Greek; why spend one's time delving in the dead languages of the past when the problems of the present are waiting to be solved? If we spend a certain period of our lives in obtaining an education, why not devote this study period to subjects of immediate practical value?" This tendency toward practical things has led to a great change in the curriculum of the modern university and college and as a



FIVE METHODS OF TRANSPORTATION SIDE BY SIDE

consequence the schools of technology—the practical schools—flourish as never before. But there is another side to the question, and we find it argued for by one of the foremost electrical engineers of the day, Mr. Charles P. Steinmetz. No more practical man ever lived than Mr. Steinmetz and, though a profound thinker along almost any line, and perhaps the greatest mathematician in this country today, he spends most of his time in putting his theories to practical use in his favorite field—electricity. Therefore when one so “practical” as Mr. Steinmetz upholds the classics, as he does in a recent paper before the American Institute of Electrical Engineers, it behoves us to weigh his words carefully if “we” are a young man about to enter college, or are parents seeking to give a son advice as to the pursuit of his electrical engineering education. The gist of the above mentioned paper is as follows:

“Education is not the learning of a trade or profession, but is the development of the intellect and the broadening of the mind, afforded by a general knowledge of all the subjects of interest to the human race, as required to enable a man to intelligently attack and solve problems in which no previous detail experience guides, and to decide the questions arising in his intellectual, social, and industrial life by impartially weighing the different factors and judging their relative importance. These problems, and thus the educational preparation required to cope with them, are practically the same in all walks of life, and the general education of mind and intellect, required by the engineer, the lawyer, the physician, etc., thus is essentially the same. The only legitimate differences in the training for the life’s work, required by the different professions, thus are those pertaining to the specific instruction and study of the details of the particular branch of human knowledge, by which the student desires to make his living.

“For ages the classics, comprising the study of the Latin and Greek languages and the literature of these languages, has been the foundation of all education; but in the last two generations it has been more and more pushed into the background by the development of empirical science and its application, engineering. It is my opinion that this neglect of the classics is one of the most serious mistakes of modern education,

and that the study of the classics is very important and valuable, and more so in the education of the engineer than in most other professions, for the reason that the avocation of an engineer is specially liable to make the man one sided. By dealing exclusively with empirical science and its applications, the engineer is led to forget, or never to realize, that there are other branches of human thought besides empirical science, and equally important as factors of a broad general education and intellectual development. An introduction to these other fields is best and quickest given by the study of the classics, which opens to the student other worlds entirely different from our present, the world of art and literature, of Hellas, and the world of organization and administration—and of citizenship—of Rome, and so broaden his horizon beyond anything which can be accomplished otherwise, and show relative values more in their proper proportion, and not distorted by the trend of thought of his time.

“It is true that the classics are not necessary if the aim is to fit the student to ply the trade of engineer, just as that of plumber or boiler maker, and the world, and especially the United States, is full of such men which have learned the trade of engineer. But such learning of the engineering trade can hardly be called receiving an education, and certainly does not fit the man to intelligently perform his duties as citizen of the republic during the stormy times of industrial and social reorganization, which are before us.

“The modern languages are not in the same class with the classic languages, as they open to the student no new world, no field of thought appreciably different from our own, and I therefore consider them of practically no educational value. Their utilitarian value to the college student is negligible, as due to the limited time, the absence of practice, and the large number of other more important subjects of study, very few of the college graduates retain even a rudiment of their knowledge of modern languages, and even those few only because they are especially interested in them, have occasion to practise them, and therefore would probably have learned them outside of college. To the engineer particularly, the knowledge of foreign modern languages offers no appreciable help in following the engineering progress of other countries, as



practically all that is worth reading is translated into English either in full or in abstract, and engineering publications written in a foreign language are closed to the reader, even if he has some knowledge of the language, by his lack of knowledge of the technical terminology of the foreign language. Since the modern languages have no appre-

ciable educational value, they should be dropped from the engineering curriculum of the college, as their retention violates the principle of the modern college curriculum, to restrict, due to the limited available time, to that instruction which the student can not acquire outside of the college by self study, or can acquire only under great difficulties.

## THE NEPTUNE GAP

The dread of a sea voyage, due to sea sickness, amounts with some people almost to actual terror, and those who have experienced the sensation know that this terror is not without foundation. Various expedients have therefore been tried to alleviate the torture, among them the "Neptune Cap," an invention of one Herr Paul Kappmeir. He states that he has studied the subject for many years and made numerous experiments and observations, and he has come to the conclusion that the principal

to overcome sea sickness. The inventor states that the treatment consists in providing pressure to act upon the head, in the form of a compress, together with an application of heat. He maintains that the compress acts upon certain of the arteries of the head, without, however, prejudicially affecting the main artery, which is so important in its action. By the equipment of modern steamers with this new device he says that every passenger may be assured of enjoying his or her sea voyage



THE NEPTUNE CAP TO PREVENT SEA SICKNESS

cause of sea sickness is a reflex irritation of the cerebral vasomotor nerve, the fifth and tenth pair of nerves being likewise involved in the trouble.

The electric Neptune Cap consists of a compress, the employment of which tends

without the disagreeable sea sickness due to the motion of the boat.

Heat necessary for the treatment is derived from electric current which is made to circulate through resistances located in the compress.

# ELECTRICITY VS. GAS IN VENTILATION

BY C. M. RIPLEY

It costs money to purify anything; whether it be the Panama Zone that must be made habitable—or a political situation which requires a housecleaning. Such worthy enterprises require considerable expenditure and there will always be found some who protests. Even our Pure Food Law came in for its share of complaint, and now we learn that the New York Labor Law requiring a supply of fresh air for the employees of workshops and factories is being subjected to some criticism.

The law reads as follows:

"The owner, agent or lessee of a factory shall provide, in each workroom thereof, proper and sufficient means of ventilation, and shall maintain proper and sufficient ventilation; if excessive heat be created or if steam, gases, vapors, dust or other impurities that may be injurious to health be generated in the course of the manufacturing process carried on therein, the rooms must be ventilated in such a manner as to render them harmless, so far as is practicable."

Mr. William W. Walling, Chief Factory Inspector for the State of New York, interprets the law as follows:

"As defined by Dr. John S. Billings, perfect ventilation means that any and every person in a room takes into his lungs at each respiration, air of the same composition as that surrounding the building, no part of which has recently been in his own lungs or those of his neighbors, or which consists of the products of combustion generated in the building, while at the same time he feels no currents or drafts of air, and is perfectly comfortable as regards temperature, being neither too hot nor too cold.

"How much air is required to meet these conditions?

"Not less than 2,000 cubic feet per hour for each person, with the same amount per hour for each cubic foot of gas consumed whether for light, heat or power."

Some landlords in New York City have put forth the claim that the amount of fresh air specified by the Department of Labor was an "arbitrary quantity." Several authorities on the subject of ventilation who have been consulted in the matter and who are also entirely disinterested—agree that 2,000 cubic feet per hour per person is common practice and is based upon definite laws or rules which have been followed for many years in the design of ventilating systems.

On the above basis in a loft 25 feet wide and 100 feet long, containing 80 workmen, and lighted with electricity, the amount of air required would be 80 times 2,000=160,000 cubic feet per hour. This amount of air per hour would move at the rate of about  $\frac{1}{8}$  of a mile per hour—and would be sufficient to change the air in the loft six times per hour, assuming a 10-foot ceiling. Since the Massachusetts and New York State laws for school rooms require eight changes per hour and since some authorities recommend even 50 per cent excess of this—it appears that the action of the Factory Inspector hardly comes within the definition of the word "arbitrary."

Regarding the use of gas lighting Dr. Daniel R. Lucas of New York City states that it is a well known law of hygiene that one gas jet will consume as much oxygen as five persons. Since electric lighting—thanks to the new high efficiency lamps—has been reduced in cost 50 per cent or more, it appears that the easiest way to comply with the Labor Law regarding ventilation would be to abandon gas lighting.

Since the average gas light is equivalent to five persons, as far as its vitiating effect is concerned, it can be readily seen that the ventilation required will be reduced 5-6 by abandoning gas light, assuming one gas jet to each workman. Or stating it in another way, the landlord who clings to gas lighting must install ventilating apparatus six times as large as would be necessary if electric light were used. This calculation is also based upon conditions where one gas jet is provided for each workman.

The operating cost for a ventilating system is made up of two items: (1) Power for turning fans; (2) additional heat for incoming air. In a loft building where the tenant will pay for the power, the expense will automatically be divided and the landlord will pay for the extra heat required since heat is included in the rent. It will also be noticed that again the adoption of electric lighting will cut the bills for operating expenses to a remarkable degree. This cut in expense will affect the tenant, since a much smaller ventilating motor will be required, and it will also affect the landlord because less air will have to be drawn in and hence the cost for heating will be diminished.

# HOW ELECTRIC TRAINS START SMOOTHLY

BY ALBERT WALTON


An inkling of the desirability of starting smoothly is received and usually remembered by any one who has had the misfortune to ride on an ordinary trolley car behind a green motorman or one who seemed bent on making his passengers suffer for his own ill temper or nervousness. If one has experienced that sensation of "neck-snapping" that comes with the too rapid starting of a car he knows at least one of the points wherein a careful motorman excels an ignorant or willful one. The same thing that makes it uncomfortable for the passengers is also hard on the electrical apparatus as well as the parts under the car.

On roads where trains of electric cars are run such as elevated railways, subways and electrified steam roads items like waste of power during starting, deterioration of apparatus due to heavy rushes of current and discomfort of travelers, all become of prime importance and steps must be taken to insure economy and smoothness.

Even though it is possible to employ a more intelligent class of operatives on such roads, it is still found that damage to apparatus occurs, and temptations to make up lost time prove so great as to cause even the older and more skilled motormen to overdo the speeding up after a stop.

In addition to this is the fact that it is no longer a question of starting a single car from the motors mounted on that car. Trains of six or seven or more cars are run as a unit in each train and no one car has power enough to start the whole train quickly enough to meet the requirements of modern rapid transit. So in a train of seven cars it is necessary to have at least four of the cars equipped with motors. Not only would it be expensive to have a motorman on each of these cars, but even should this be done, the troubles of the single car would be multiplied by four. They would not start together and one set of motors would for an instant be trying to do the

work of four and then, perhaps, all would get in at once and the train would give a lurch that would take the strap-hangers off their feet like a row of dominoes. Power would be wasted and machinery injured.




THE MASTER CONTROLLER

In order to get all the cars of a train to start at the same time and to start as rapidly as possible without discomfort or damage, the whole operation is now made automatic. The motorman sits in his little cab in the front car and moves a handle on a little cylinder to one side and instantly, in all the cars, switches, worked by air pressure, are connected so all the motors start together. Without further motion on the part of the motorman these switches are then closed step by step so the cars gain more and more speed until they have attained about half their best rate. Then, if it is

desired to increase this speed the motorman is called upon to make a second motion and throw the handle to the second notch. Smoothly all the cars throw on their additional power in gradual increments till full speed is reached. The rate at which the speed increases is beyond the power of the motorman to control. It is fixed at the shops so that all he has to do is to start the mechanism working and let the compressed air and the magnets take care of the rest.

For example, the valves can be set so a six-car train will come from rest to half speed in ten seconds, and it will do this every time, regardless of the man in the cab. All the motors do their proportional share of the work and the valves are so arranged that the air is not permitted to close a switch to give more power to the motors, till the train has increased its speed enough so the throwing in of additional power will not cause a jump in speed.


In these automatic systems the motorman does not work at all with the current that runs the motors. He simply turns on and off a current that comes from a small storage battery on the train. This current operates



THESE SWITCHES CLOSE AUTOMATICALLY STEP BY STEP

small magnets which open valves admitting compressed air from the air-brake pipes into small cylinders. By this compressed air the switches which handle the main current from the third rail or trolley wire to the motors are opened and closed in regular order. They are so inter-locked that it is impossible to throw the wrong one first or to throw them in anything but the right order and at the right time to give the pre-determined speed.

Furthermore, in the latest systems, if the motorman should take his hand off the little handle in the cab the train would be brought to a stop, for it is necessary to actually hold it in place to keep the current on, a spring tending to throw it back to the stopping position at all times. This arrangement is provided so that if a motorman should faint or fall asleep, due to overstrain, the cars would stop of themselves and no damage result. If anything should happen to the air-brake system so the pressure should become reduced, this, too, would stop the train, for the switches are also held in place against springs which will open them if the air pressure is removed. In fact, when the motorman wishes to stop his train, all he does is to move the lever back to the stopping



MULTIPLE UNIT CONTROL APPLIED TO ELECTRIC LOCOMOTIVES


position which cuts off the air pressure and allows these springs to open the switches and cut the current off the motors. This is done on all the cars of the train at the same time. In this way the motor current enters each car directly from the wire or rail and does not have to be sent from one car to the next. All that has to be carried from car to car is the small current from the storage batteries to operate the little magnets on each car.

This multiple unit system has been used on city elevated roads for a number of years to control the speeds of the trains that are run by electricity. It is now being used on a larger scale by the steam roads that have installed electric traction for part of their equipment. It is very convenient, also, on such roads as are using electric locomotives to haul regular passenger trains the coaches of which are not equipped with motors. If one locomotive is not heavy enough to do the work another is added in front of it, the motorman gets into the front cab and the two machines then act as one with twice the power yet still under the hand of the one man. If two are not powerful enough more can be added as desired and yet one engineer runs the group with the same motions and the same ease as he would with one single machine. And the speed will be smooth and the motors protected from damage while the passengers feel even less motion than was felt with the old steam locomotives.

#### A NEW ELECTRICAL WIRE

Two elements enter into the requirements for wire used in the transmission of electric current; namely, conductivity or ability to pass the current with little resistance and mechanical strength. Now copper has very high conductivity but its strength is not nearly as great as that of steel, which latter, however, has low conductivity. In using wire made entirely of copper for telephone and telegraph lines, particularly if long spans are desired, a larger copper wire than would be actually necessary to pass the current must be used, in order to obtain sufficient mechanical strength to stand the stress placed on the wire; and copper is too costly to use much in excess of the actual requirements. This high cost of copper makes it necessary to use iron or steel wire for most telegraph and telephone lines, although copper is really better.


As a consequence of these conditions a new kind of electrical wire has been invented which has a core of steel to give mechanical strength, and an outside coating or jacket of copper to give the necessary conductivity for the flow of the electrical current. In making the wire a billet of steel with a jacket of copper is rolled and then drawn as in making ordinary wire, and the result is a wire with



COPPER JACKETED STEEL WIRE

a core of steel, the copper jacket being actually welded to the core so as to form a homogenous mass.

What this new wire really means to electrical construction is graphically shown by the three squares. Taking an imaginary case where a given resistance is allowable per mile of wire; if all copper wire were to



COMPARISON BETWEEN ALL COPPER AND THE NEW WIRE

be used, a No. 12 copper wire would be necessary to obtain the required strength, its cross section would be represented by the large square at the left, its elastic limit would be reached at 184 pounds and it would cost \$16.43 per mile. The middle square represents the size of wire which would be actually required as far as electrical conductivity is concerned (No. 18), but it wouldn't be strong enough. Its cost would be \$4.33 per mile. The hollow square represents the relative size of the copper clad wire (No. 14) which would do the work, the black portion representing the copper. This wire would have an elastic limit of 320 pounds, stronger than the No. 12 pure copper; it would have nearly the conductivity of the No. 18 pure copper and it would only cost \$8.41 per mile.

### DETECTING CURRENTS

Persons connected with the operating departments of electric light and power companies have felt the need of a satisfactory device for determining whether current is flowing in a cable or not. Valuable time is frequently lost in locating trouble owing to the trouble men not being provided with



FIG. 1. DETECTING CURRENT BY MEANS OF A TELEPHONE

satisfactory testing outfits. Accidents have also occurred due to jointers cutting cables which they supposed to be "dead." Any system of numbering or tagging cables is likely to become wrong, due to changes, and should not be depended on absolutely, particularly with high tension cables.

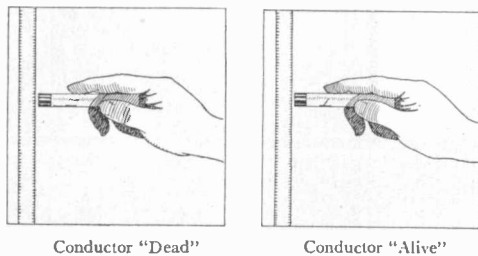
The compass method of testing, while generally satisfactory for direct current cables, will not answer on alternating current. The testing outfit illustrated in Fig. 1 is designed for use on alternating current lines, but is also satisfactory for direct current work, provided the current is supplied from a generator. It would not work on a battery circuit, as the sound heard

depends on the commutating action of the generators.

The testing outfit consists of a telephone receiver and a small current transformer with a hinged core. The secondary wiring of the transformer is connected to the telephone receiver and the hinged core is clamped around or against the cable to be tested, the cable forming the primary of the transformer.

The device will be found very sensitive, and will work on single, duplex or three-conductor cable. It will be more sensitive on single conductor cables than on the others. On single conductor cables an alternating current of one ampere, or a direct current of two amperes, will give a distinct, audible indication in the telephone receiver.

The electroscope, Figs. 2 and 3, was devised for the purpose of affording a rough-and-ready means for determining the presence of a dangerous potential in an electrical conductor. Workmen are thus enabled to make their own determinations and take their own precautions against danger to life before touching any electrical conductor that may carry a dangerous potential.



FIGS. 2 AND 3. USE OF THE ELECTROSCOPE

The device consists of a glass tube, in which is hermetically sealed a copper plate carrying the indicating foil leaf. In using, the end of the electroscope is held in close proximity to the conductor to be tested. It will indicate positively all potentials in excess of 500 volts: If the conductor is "dead," the indicating leaf will remain flat. If the conductor is "alive" the indicating leaf will tend to take a position at right angles to the tube. It will not, however, work on a grounded conductor, or a conductor surrounded with a lead sheath.

A powerful electric blower has been devised for plucking chickens. When the dead chickens are placed in the strong suction all the feathers and down are quickly removed.


# ELECTRIC RAILWAYS OF SPAIN

BY DR. ALFRED GRADENWITZ.

In far away Spain electric railroading is not carried on under conditions prevailing in this country, and it would be reasonable to suppose that we would not find there electric railways operating on as extensive a scale as here, where there are so many more

people. Then too, methods of operation which might be highly satisfactory to the more easy going Spaniard would probably not be swift enough in this land of the hurry-ups.

Nevertheless the modern cities of Spain have very well equipped electric railway sys-






tems admirably designed to meet the requirements of their citizens. Santander, for instance, an enterprising industrial town, has a new electric railway system, connecting it with Penacastillo and Astillero.

As in this country direct current is used, of 500 to 600 volts pressure, but the method of collecting the current from the trolley wire is different. There they use what is known as the bow trolley instead of the trolley pole and little wheel so commonly seen on our streets. This would look a little peculiar to us at first.

There are in all just 18 cars operating on this system. Those used within the city limits are able to accommodate only 18 passengers. To handle the rush hour traffic in one of our large cities with cars of this size would be like filling a bath tub with a teacup. But it must be remembered that Santander is a small city, and its people are not in a hurry to get down to work in the morn-



ing on the minute. Therefore the small cars serve them adequately and are at the same time models of neatness and well kept-up equipment, judging by the pictures.

The interurban traffic between the above named cities is expected to develop to a large degree, so a number of electric locomotives, similar to the one shown, have been procured, which are capable of drawing several cars in a train.

One of the first electric locomotives was built by Stephen D. Field, of Stockbridge, Mass., and the motor is still preserved in the cellar of the Field house as souvenir.

#### FACTS ABOUT LIGHT AND LIGHT SOURCES

The source of all light is a substance which is raised to such a temperature that it sets up waves in the surrounding air, which, when falling upon the eye, produce the sensation we know as light. It is acknowledged that the source of light in the sun is a great mass of white-hot matter and the source of light in an arc lamp is the heated gas between the carbons which are raised to a high temperature by electricity. In an incandescent lamp the light source is a thin filament inside the glass globe which is maintained at a high temperature by the passage of a current of electricity.

The character of light given off by the different illuminants depends upon the source; for instance, the old carbon filament lamp gives off light which has an abnormal amount of red in it, while the new tungsten filament has more nearly the proportion of daylight. This difference in the quality of light is due to the difference in temperature at which the filaments operate. Tungsten can be operated at a much higher degree of heat than any other form of filament.

To fully understand light one has to assume the presence of a wave motion set up and maintained by the source itself. The color of the light depends on the length of the wave. The light waves producing the colors in the blue end of the spectrum are very short compared with those that produce the colors near the red end. The light source which we know as red gives off only waves of the length which produce that particular color. A body appears red because its surface is capable of reflecting only waves of lengths corresponding to red. If we attempt to illuminate a blue body by a red source we will fail, because the blue body is capable of reflecting only the short waves producing the blue, and since the red source contains none of these there will be no reflection and the body will appear black. If we have objects of a variety of colors, and wish to display them in their true relation, we must evidently have waves of lengths corresponding to every color we wish to display. The ideal conditions would be to have a source of light that would give out waves corresponding to all colors; in other words, a white light. We see objects by the light reflected from them, and since all surfaces do not reflect the same per cent. of the

incident rays, it is evidently necessary to display them under different light intensities to have them appear equally illuminated. In a department store we may have white goods displayed on the same floor as dark woolen goods. In this case if the intensity of the light is the same throughout the store, the section containing the dark goods will appear poorly lighted as compared to the section containing the white.

This property of surfaces of reflecting, or rather absorbing light, is shown in the following table, which gives the per cent of the total incident light that is reflected.

Mirror	95.
White blotting paper	82.
Chrome yellow	62.
Orange	50.
Yellow	40.
Pink	36.
Emerald green	18.
Dark brown	13.
Vermilion	12.
Black paper	0.5
Deep chocolate	0.44
Black velvet	0.4


The question of reflection depends also on the angle at which the ray of light strikes a surface. Take, for instance, the polished surface of a plate glass and give the ray of light an angle at which the light no longer penetrates the glass, and it will be totally reflected.

The quality and distribution of the light as it is given off from the light source is quite often changed by transmitting the light through substances other than air. The things that are true in connection with reflection can be applied, in a great measure, to transmission. Thus a piece of glass when held up to a light appears some particular color because it transmits waves of the length corresponding to that particular color. If we attempt to transmit white light through a red glass only the red ray will be transmitted, the others being absorbed by the glass. Instead of getting all the energy of the white we get only that part included in the red ray. If we have a light source which contains an abnormal amount of light of some colors and the correct proportion of others, we may correct this by inclosing the source in a glass globe of such a character that it will absorb the excess light of the colors which are abnormal, thus giving a white light. A case of this is found in the arc lamp, which has an excess of blue and violet. This may be corrected in a measure, but the quality is obtained at the expense of efficiency.

The question of the color of light is of very serious moment to storekeepers and clothing houses or other places where colors have to be matched. Until the new tungsten metal was discovered for incandescent lamps this work could not be done after dark because all the artificial illuminants carried too many foreign light waves. But the tungsten lamp so nearly approaches the clear white light of actual sunshine that in nearly every instance it can be used to take its place.

#### UNIQUE WINDOW DISPLAY

Considerable ingenuity is shown in the design of the allegorical window display of a prominent electrical supply dealer in Minneapolis. The story it tells is this: The man who uses electricity in his home is the progressive citizen. His surroundings are almost certain to be pleasant and indicative of prosperity. On the other hand the man who has not progressed far enough



UNIQUE WINDOW DISPLAY

to recognize the benefits and economy of electricity is more apt to be found surrounded by conditions much lower in the scale of living. Moral: Character is largely determined by environment. Use electric lights as the first step in bettering living conditions; it will lead to other improvements.

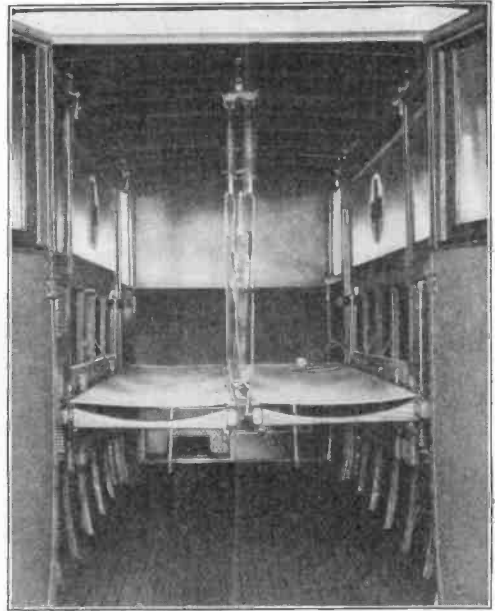
A peat-gas plant is being erected near Svedala, Sweden, which will transform power from the heat in peat into electricity, and this electric power will be conducted to neighboring towns for consumption by municipalities and industrial plants.

**MODERN ELECTRIC AMBULANCES**


The clang of a gong, the flash of a swiftly moving white vehicle, and the electric ambulance has come and gone almost before we have had time to be aware of its approach. Once inside, its stricken passenger hardly knows that he is riding, so carefully has everything been arranged for his comfort. There is no sound of thundering hoofs, no vibration of a gasoline engine. By means of a special controller for the motor, the ambulance is started and accelerated without shock, and a speed of 20 miles an hour may be obtained in cases of special emergency.

A type of electric ambulance operated by the Board of Health of Indianapolis is shown in the illustrations.

This electric ambulance is provided with two folding seats on the side, the cot being 85 inches long and 26 inches wide. The cot base is  $16\frac{1}{4}$  inches above the floor and hinged so that it can be raised when desired. The cot is adjustable for reclining, the lining being removable for sanitation. There are three drawers in the base for medicine and instruments, and the interior



**INTERIOR OF AN ELECTRIC AMBULANCE**  
and exterior are finished in white with red upholstery.




**A MODERN ELECTRIC AMBULANCE**

This electric ambulance is said to be economical in the use of current and far more reliable than gasoline equipment, while the storage batteries allow the use of electric lights at night inside and outside and are a great convenience to the surgeons. It is maintained that the electrically driven


ambulance is particularly well adapted for town as well as city service. Its batteries may be readily charged from any direct current lighting circuit and a small motor generator set or mercury converter being all that is necessary on an alternating current system.

## ELECTRICITY IN THE WHITE HOUSE



ENTRANCE TO THE WHITE HOUSE AT NIGHT

Electricity is the only illuminant employed at the White House in Washington, and, as is befitting the home of the nation's chief magistrate, the electrical installation is in many respects the most elaborate and the most complete to be found in any residence in America. There are in the presidential mansion and the White House office building adjoining, a total of 1,800 incandescent lamps—some of 16 candle-power, but a good proportion of 32 candle-power each—as well as a number of arc lights, the latter being employed particularly for lighting the grounds and




THE RED PARLOR

drives and illuminating the exterior of the mansion so that no person could approach the President's home at night without being seen by the secret service men and police officers on guard. A considerable portion of the electric lights at the White House are in use during every hour of dusk or darkness, week-days and Sundays, from one end of the year to the other, so that it can be appreciated that merely the maintenance of this lighting system, the renewing of lamps, etc., is a considerable chore.


When, early in the first Roosevelt ad-

ministration, the White House was reconstructed and enlarged, the electrical equipment underwent a corresponding expansion and transformation. It is now in all re-


spects thoroughly modern and up-to-date. Indeed, the White House might be cited as a Twentieth Century model "electrical residence", for not only is the magic current



FAMOUS EAST ROOM SHOWING ELECTRIC CHANDELIERS



THE STATE DINING ROOM



THE BLUE PARLOR

used for a lavish illumination but electricity is employed to operate an automatic elevator and dumb waiters; supplies the energy for a vacuum cleaner for carpets, curtains, etc.; drives upward of two hundred house fans and a number of exhaust fans for ventilating purposes; provides a private telephone system with stations in all parts of the mansion and grounds; and, finally, does much of the cooking in the kitchen and the ironing in the laundry.


The power plant which supplies the electricity for the White House is not located in the mansion but in the sub-basement of the State, War and Navy Department Building directly across the street. The machinery was thus placed because it was not desirable to have the dirt and noise incident to a power plant at the White House and also from considerations of the danger from fire. The power plant has a 200 horse power engine and two Curtis turbines of 75 and 150 kilowatts capacity, respectively. The White House receives a 220-volt direct current for power and a 110-volt direct current for lighting. There is a lighting circuit at the White House stables, located nearly a square from the mansion, and facilities have lately been installed for the charging of Mrs. Taft's new electric automobile.

As the White House is absolutely dependent upon electricity as an illuminant (the

mansion not being supplied with gas), it is of supreme importance that dependable current be available every minute of the twenty-four hours. The equipment in the dynamo room presents three sources of electrical energy any one of which is all-sufficient for White House needs and in the unheard of event that all three installations should be simultaneously out of commission or unable to carry the load from any cause the White House may be immediately thrown on to an emergency street service supplied by the leading commercial company at the national capital.

Although it is a unique thing for a private residence to have an electrician who devotes himself exclusively to its service the electrical expert at the White House is constantly kept busy. The present chief electrician at the Executive Mansion is Mr. George W. Riley, who was for years the chief electrician at the U. S. Military Academy at West Point. He relieved Mr. A. R. Raymond, who had been in charge of the White House electrical department for six years. The White House electrician does not need to concern himself with matters at the power plant, where six electricians are on duty in three shifts of eight hours each. However, the mere maintenance of the White House equipment is a heavy responsibility, the more so because of the fact that all repairs of any magnitude must be postponed until summer, when the President and his family are not occupying the house.

One of the chief duties of the White House electrician is found in the arrangement of




ELECTRIC PLANT OF THE WHITE HOUSE

the special lighting effects for social functions at the Presidential home. Sometimes very elaborate table designs involving the use of numbers of miniature lights are required for the state dinners or banquets at the mansion. The electrician is always on duty until late at night when there is a social entertainment in progress, and often it is necessary or at least desirable that all the wiring and paraphernalia for a special electrical display shall be removed ere the mansion is opened to the public in the morning. The great, ornamental chandeliers which are among the most conspicuous features of the state parlors at the White House—the East, Green, Blue and Red rooms, require much attention. Some of these chandeliers contain hundreds of electric lamps, nestling among thousands of prisms. There are stately electric standards in several of the rooms and simple but impressive electric lanterns in the vestibule and under the porte cochère, just outside the north entrance to the mansion, which is the private entrance for the White House family and their guests.

#### SHOE TIP BUFFER

In repairing patent leather shoes and tips an entirely new buffing process is now available in the form of an electric shoe tip buffer. No emery cloth or sandpaper is




SHOE TIP BUFFER

necessary. It consists of a small electric motor with flexible shaft and buffing tool. In using it there is no possibility of cutting the stitch work.

#### ELECTRIC HOIST FOR THE MACHINE SHOP


Time has made great changes in machine shop methods. Principal among these has been the introduction of individual motor drive which does away with the forest of vertical driving belts. But the electrical engineers went one step further and devised ways to handle the heavy castings to and from the machines; result, a small electric hoist which picks the "work" up off the



MACHINE TOOL HOIST

truck as it comes from the car or foundry and swings it over onto the bed of the planer or poises it delicately over the lathe. In the picture one of these little electric lifts, weighing itself no more than 250 pounds, is swinging a heavy casting onto the bed of a vertical boring machine. The lift has a motor operated drum which does the direct lifting and is controlled by the machinist. It is mounted on little wheels which travel the length of the swinging crane arm. It takes but a moment to fasten the chain. Then with a whirr it does its work, raising the casting to a point where it is easily manipulated over the bed plate. This is all accomplished in a small fraction of the time it used to take with a block and tackle.





## WHAT ELECTRICITY WILL DO FOR THE MODERN FARMER

There are three ways in which the farmer of today may avail himself of the convenience and economy of electricity, and in that respect model his home after that of the city dweller. In many instances he may have a small water power on the farm which at a small outlay could be developed so as to supply electric current for the house, and most of the operations about the buildings which require power. In cases where the farm is near a city or town with an electric light plant, or near an interurban electric railway which makes a practice of supplying current, these sources are available. In the majority of cases, however, the farmer would necessarily need to install a small steam or gasoline driven plant on the premises. This latter undertaking, however, is not nearly as costly as many suppose. The picture herewith illustrates admirably what a progressive farmer may do with electricity. A study of it will create desire on the part of any farmer who takes pride in his property to possess such a plant.

PROPERTIES OF WIRE

Many of the readers of Popular Electricity have asked questions concerning the weights, resistances, etc., of copper and German silver wire. Complete wiring tables are available in most electrical hand books and in the catalogues of wire manufacturers, but these books are not always at hand, so the following tables are printed for ready reference.

Table 1 gives the properties of copper wire. First is given the number of the wire as measured by the Brown & Sharpe standard wire gauge, generally spoken of as the B. & S. gauge. This is the English standard and also the one most commonly

TABLE I—PROPERTIES OF COPPER WIRE  
English System—Brown & Sharpe Gauge

Numbers	Diameters in mils	Weights		Resistances per 1000 feet in International ohms	
		1000 feet	Mile	At 60° F.	
				At 60° F.	At 75° F.
0 000	460	641	3 382	.048 11	. 049 66
000	410	509	2 687	.060 56	. 062 51
00	365	403	2 129	.076 42	. 078 87
0	325	320	1 688	.096 39	. 099 48
1	289	253	1 335	.121 9	. 125 8
2	258	202	1 064	.152 9	. 157 9
3	229	159	838	.194 1	. 200 4
4	204	126	665	.244 6	. 252 5
5	182	100	529	.307 4	. 317 2
6	162	79	419	.387 9	. 400 4
7	144	63	331	.491	. 506 7
8	128	50	262	.621 4	. 641 3
9	114	39	208	.783 4	. 808 5
10	102	32	166	.978 5	1. 01
11	91	25	132	1.229	1. 269
12	81	20	105	1.552	1. 601
13	72	15.7	83	1.964	2. 027
14	64	12.4	65	2.485	2. 565
15	57	9.8	52	3.133	3. 234
16	51	7.9	42	3.914	4. 04
17	45	6.1	32	5.028	5. 189
18	40	4.8	25.6	6.363	6. 567
19	36	3.9	20.7	7.855	8. 108
20	32	3.1	16.4	9.942	10. 26
21	28.5	2.5	13.	12.53	12. 94
22	25.3	1.9	10.2	15.9	16. 41
23	22.6	1.5	8.2	19.93	20. 57
24	20.1	1.2	6.5	25.2	26. 01
25	17.9	.97	5.1	31.77	32. 79
26	15.9	.77	4.	40.27	41. 56
27	14.2	.61	3.2	50.49	52. 11
28	12.6	.48	2.5	64.13	66. 18
29	11.3	.39	2.	79.73	82. 29
30	10.	.3	1.6	101.8	105. 1
31	8.9	.24	1.27	128.5	132. 7
32	8.	.19	1.02	159.1	164. 2
33	7.1	.15	.81	202.	208. 4
34	6.3	.12	.63	256.5	264. 7
35	5.6	.095	.5	324.6	335. 1
36	5	.078	.4	407.2	420. 3

Table 2—Carrying Capacity of Wires

B. & S. G.	Rubber Insulation	Other Insulation
	Amperes	Amperes
18	3	5
16	6	8
14	12	16
12	17	23
10	24	32
8	33	46
6	46	65
5	54	77
4	65	92
3	76	110
2	90	131
1	107	156
0	127	185
00	150	220
000	177	262
0000	210	312

used in the United States. The second column gives the diameter of the wire

measured in mils, a mil being the thousandth part of an inch. Following this are the weights of the various sizes, per thousand feet and per mile. From these figures it is possible to determine the weight of any given length of any size of wire. The last two columns give the resistances of thousand foot lengths of the various wires, measured in International ohms. The International ohm, by the way, was determined by the delegates of several governments, constituting the International Congress of Electricians. This congress specified that the International ohm shall be represented by the resistance offered to an unvarying electric current by a certain column of mercury at the temperature of melting ice. This column shall weigh exactly 14.4521 grams, shall be of uniform cross sectional area and shall be 106.3 centimeters in height.

In Table 1 it will be noted that the last two columns show the resistance of thousand-foot lengths of wire at 60° F. and 75° F. As copper wire is heated its resist-

ance increases slightly as shown by these figures.

When installing systems of wiring it is necessary to know how much current, measured in amperes, a certain size of insulated wire will carry safely. As will be noted in Table 2, rubber insulated wire will not carry safely quite as much current as wires with other insulations.

Table 3—German Silver Wire

Numbers B. & S.G.	Resistance per 1000 feet	
	18 per centum	30 per centum
6	7.20	11.21
7	9.12	14.18
8	11.54	17.95
9	14.55	22.63
10	18.18	28.28
11	22.84	35.53
12	28.81	44.82
13	36.48	56.75
14	46.17	71.82
15	58.21	90.55
16	72.72	113.12
17	93.40	145.29
18	118.20	183.87
19	145.94	227.02
20	184.68	287.28
21	232.92	362.32
22	295.38	459.48
23	370.26	575.96
24	468.18	728.28
25	590.22	918.12
26	748.08	1 163.68
27	937.98	1 459.08
28	1 191.24	1 853.04
29	1 481.22	2 304.12
30	1 891.8	2 942.8
31	2 388.6	3 715.6
32	2 955.6	4 597.6
33	3 751.2	5 835.2
34	4 764.6	7 411.6
35	6 031.8	9 382.8
36	7 565.4	11 768.4

In building rheostats and similar resistance devices German silver wire is often used. Table 3 shows the resistances per thousand feet of various sizes. Eighteen per centum means that there is 18 per cent of nickel in the alloy from which the wire is made, 30 per centum, 30 per cent of nickel.

#### TREND OF ELECTRICAL DEVELOPMENT

A few years ago every picture of a large factory had to show dense clouds of smoke issuing from great smokestacks and in the foreground had to be a large number of heavily loaded drays hauled by straining horses. All this is archaic now. The up-to-date factory picture shows no black smoke, for such smoke is the height of extravagance and a common nuisance. We have learned that economy and efficiency depend not only upon commercial centralization and co-operative manufacturing and distribution, but also upon co-operative and combined

power generation and distribution. The hundreds of teams about the factory yards will some day all be supplanted by electric trucks and factory power be taken from central station wires.

#### PORTABLE ELECTRIC BUFFER

For polishing automobile parts, brass signs, metal work in offices, hotels and engine rooms, and for innumerable purposes of a similar nature a small buffing machine which can be carried around in the hand will save a great amount of hard labor and produce results that are hard to obtain by the hand scouring process.

An electric portable buffer will do the work with neatness and dispatch. It embodies a



POLISHING METAL SIGN

little  $\frac{1}{2}$  horsepower motor with flexible shaft to drive the buffer and a long cord connection to go to the nearest lamp socket. The whole outfit weighs but 27 pounds.

An example of the efficiency of the machine is furnished by its use in a certain large chemical laboratory, where there are 50 or more large copper retorts. Great pride is taken in the brightness of these retorts and it used to take the time of one man for a day to bring one of them up to the proper degree

of brightness to suit the exacting taste of the manager. With one of the electric buffers one man is now able to polish 15 to 20 of them in the same length of time.


#### LIGHTNING PROTECTION FOR TRANSMISSION LINES

The voltage of transmission lines may be from 5,000 to 100,000 volts and the electric current, backed by this enormous pressure, is constantly striving to reach the earth. The ordinary lightning arrester such as might be used on telephone or low tension lines in this case would be useless, for it would offer a weak point in the line where the line current might jump across, form an arc and possibly result in a shut-down of the service. The arrester for high tension lines must therefore present a break of sufficiently high resistance to prevent the escape of the line current, the barrier, however, being such that the lightning stroke, which is of infinitely higher voltage than that of the line, may leap over it or break it down for an instant and pass to the earth.

Among the numerous types of lightning arresters for high tension lines is one which is known as the electrolytic, the operation of which is very interesting. This arrester consists of a number of aluminum trays mounted on a central rod and stacked one above the other as dinner plates might be stacked. These trays are filled with an electrolyte or liquid which forms a very thin film between each pair of plates. The trays are then placed in a cylindrical casing which is filled with oil, and are mounted on a pole as shown in the picture.

One end of the series of trays is connected with the earth. The other end is connected with a heavy metallic strip which leads up to a horn-shaped wire placed close to the line wire. The open space between the horn and the wire is known as the spark gap. Ordinarily the line voltage cannot break down the resistance of the gap and leap across, but when lightning strikes the line the surging which is set up is so powerful that the discharge leaps the gap and passes down into the arrester. Here a peculiar action takes place. The electrolyte, under ordinary voltages is of very high resistance and could not be broken down by the line voltage. But the extremely high voltage of the lightning discharge, which lasts only an instant, punctures the electrolyte

in a myriad of places, and for the moment allows the current to flow to earth and relieve the stress on the system. As soon as this is over, the punctures close up and prevents the line voltage, generated by the



ELECTROLYTIC LIGHTNING ARRESTER

distant dynamos, from following up the advantage and forcing current to the earth through an arc of conducting vapor which would be formed in the gap. As a double precaution against the formation of such an arc, the gap is made with two horns, diverging as shown. An arc formed down in the narrow part spreads upward and outward in a fan shape and is eventually "blown out" of itself.

## NATIONAL ELECTRIC LIGHT CONVENTION

Furnishing electric current for light and power purposes is one of the greatest industrial undertakings of the age, and it is fitting that all the individual interests which are devoted to the "manufacture" of electricity should have a great and powerful national organization as a medium for the interchange of ideas on the technical and commercial phases of the business. Such an

commercial conduct of the business are discussed, and new ways of advertising to the general public the convenience and economy of electricity are propounded. And last, but not least, the electrical manufacturers exhibit the latest appliances which make possible the "wonders of electricity," which we see on every hand.

In all these things a helping hand is held



CONVENTION HALL AT NIGHT—YOUNG'S MILLION DOLLAR PIER, ATLANTIC CITY

organization is the National Electric Light Association, which has over 3,100 members representing the principal electric lighting companies in the United States. Every year this association holds a convention which is the Mecca of electrical men. There they meet and for a week the men from Seattle and Salt Lake City shake hands with men of Boston and New York and bronzed managers from Texas trade ideas with their friends from Chicago and Minneapolis. Papers treating of the technical features of the equipment are prepared and read by the most prominent electrical engineers in the country. Various phases of the com-

out to the management of the small lighting plant as well as to those who conduct the affairs of the great central stations of the large cities. "We're all in the game to boost," they say. If the man from Texas has found a new way to cool the condensing water for his engines and work an economy in the use of the precious fluid, the men from every dry locality find out about it in short order. How the Middle West Electric Company overcame an adverse public opinion and gained the confidence and enthusiastic support of the community is carefully considered by the east and west and north and south companies.

This year the annual convention of the Association was held in Atlantic City, N. J. No place is perhaps better fitted for a convention than Atlantic City, for it has the capacity for hundreds of thousands of transients, and a convention crowd which would seriously tax the resources of many cities is hardly noticed in the "Bagdad of the Atlantic."

The convention was held June 1 to 4 and the headquarters were on Young's Million-Dollar Pier.

The great hall which forms the shore end of the pier was a sight long to be remembered, for it is of enormous proportions and electricity was lavishly used in the decorations. The scene was especially beautiful at night, for the pure white light of the tungsten lamps, which replaced every carbon filament lamp in the hall, turned night into day. Ranged around the circumference of the hall were the booths of the exhibitors, all finished in uniform style and with no glaring signs to mar the effect. Sixty-nine manufacturers were represented, and the unique display included almost every electrical device known to the electrical world.

**CHANGING ALTERNATING CURRENT TO DIRECT**

BY H. L. TRANSTROM.

As an alternating current cannot be put to all the purposes for which direct current can be used, it becomes necessary to use a device to change it as near to direct current

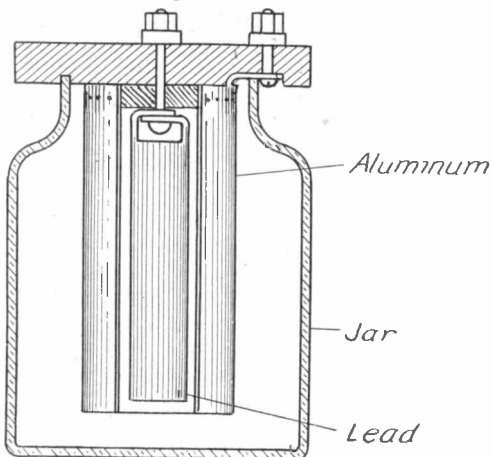


FIG. 1. CHEMICAL RECTIFIER

as possible. The devices that can do this are the motor generator, the mercury arc rectifier and the chemical rectifier.

The motor generator of course gives the best results, but for the amateur experimenter it means a considerable outlay of money and the mercury arc rectifier has the same drawback. Although a chemical

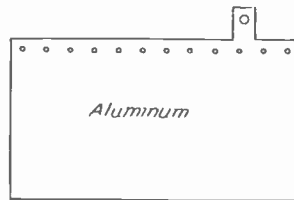


FIG. 2.

rectifier cannot change the alternating current to a direct current suitable for running large motors, yet for charging storage batteries and other uses where it is not absolutely necessary to have a smooth direct current a chemical rectifier fills the require-

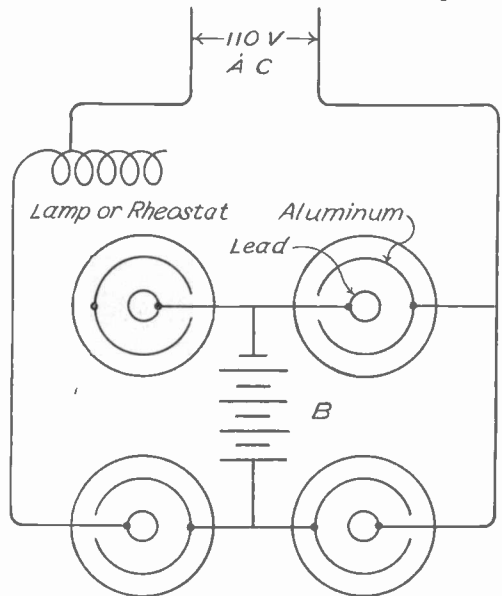


FIG. 3. CONNECTIONS OF RECTIFIER

ments admirably, and it can be made for about \$3.00.

Procure four glass jars, those used for ordinary wet cell batteries are well adapted for this purpose, although any glass, rubber or porcelain jar will do. Cut four disks of dry birch to fit loosely in the tops of the jars, and four more disks four inches in diameter by 1/2 inch thick. Screw the latter fast to the smaller disks to form covers for the jars.

Cut a one-inch lead water pipe into four six-inch lengths and cut out of each with a

hack saw enough to be able to bend the top together in such a manner that a long machine screw can be passed through it to a binding post on top of the cover (see Fig. 1).

Cut four rectangles of soft aluminum six by five inches by  $\frac{1}{8}$  inch thick, with a projection  $\frac{3}{4}$  inches long and  $\frac{1}{2}$  inch wide, as shown in Fig. 2, which is bent over at right angles. Screw these plates fast to the  $\frac{1}{2}$  inch disk, concentrically with the lead pipe, and countersink the projection into the wood so that it is flush with the under side of the four-inch disk. Bore a hole through the projection and the disk and fasten a machine screw through it to the binding post.

When the four jars are complete fill a larger jar with enough cold water to fill the smaller jars about three-quarters full. Into


the cold water pour one pound of pure ammonium phosphate and stir until it is all dissolved.

Do not mix the solutions separately, as they are likely to be of different strengths.

The rectifier is now complete, but it remains to be connected up properly as shown in Fig. 3. A rheostat should be used in series with the alternating current and the rectifier. For purposes requiring little current a 16 candlepower lamp can be used as a rheostat.

In Fig. 3 the rectifier is shown as charging a small battery (B). The battery may, however, be replaced by any small current consuming device requiring direct current. With 110 volts alternating current sent into the rectifier direct current of about 80 or 90 volts is obtained.

## A NOVEL ELECTRIC LOCOMOTIVE



ELECTRIC LOCOMOTIVE WITH SIDE ROD DRIVE

When the electric locomotive first came into use it apparently possessed a great advantage over the steam locomotive in one important particular, namely, there were no massive connecting rods for the propulsion of the drive wheels, the motors driving the wheels direct. This obviated the loss of power due to rapidly reciprocating these heavy masses of steel. But in developing new ideas there is often a tendency to revert to old and tried methods, so after a time designers began to wonder if the old side rod principle might not possess advantages in electrical operation. So they tried the scheme and the locomotive shown in the picture is the result. Its practical

value will of course need to be demonstrated by much experiment and many hard knocks.

The advantages claimed for the new type are as follows: Since the motor need not be mounted on the axle, more space is available and it may be built of large diameter and embody other features which will give it greater efficiency. It may also be supported by springs, reducing the jar and rendering it longer lived. Two such motors on a locomotive may be made to do the work of four necessary on other types, securing economy of construction and reducing the cost of the locomotive. The motors in such a locomotive can be located so as to concentrate a greater proportion of the



weight near the center of the machine with the attendant advantage that the "moment of inertia" of the locomotive around its vertical axis will be as small as possible. This will reduce the rail pressures at the leading and trailing wheels and, consequently, the flange and rail-head wear.

The location of the motors in the cab facilitates inspection and repairs and the renewal of brushes. The maintenance charges for the motors will also be greatly reduced as practically all road dust and other injurious foreign material can be kept out of the motors.

## EVERY MAN AN ELECTRIC RUNABOUT

BY AGNES DEANS CAMERON

You are your own voltaic battery. Every man is an electric runabout. So says Dr. Andrew McConnell, president of the Society of Universal Science, who is himself electrifying New York and Boston with the basic theory that the life principle of man is no mystic fluid, but electricity pure and simple.

Discrediting the idea that we live and move and have our being through some mysterious life force breathed into us at birth and withdrawn at death, Dr. McConnell, a southern scientist, declares that the life energy is electricity generated within our bodies, applied and controlled by our wills.

What great advantage would there be in finding this true? It would bring all the laws of life under the workings of the well-known laws of electricity. Every man becomes at the same time his electric motor, his own electrical engineer.

For over a decade Dr. McConnell has devoted himself to medical-electro experimental research, with the result that he builds up these three hypotheses:

1. Life power is electricity and is therefore directed and controlled by the laws of electricity.
2. The amount of electricity in each man is the measure of that man's health and working power.
3. This life electricity can be increased at will and to any extent by the individual, and so health and long life are easily within the reach of every human being.

These contentions open up a fascinating field of thought. Especially in the realm of electricity does the wise man hesitate to say, "This is impossible," "That is absurd."



DR. ANDREW MCCONNELL

The Unknown of today is the Known of tomorrow. A Franklin told us that there is electricity in the air, it took a Marconi to demonstrate that this air-electricity can carry wireless messages. A Galvani told us a century ago that there is electricity in every living creature. May it not be an Andrew McConnell who shall establish the fact that we can at once make, control, and apply that life-stream?

If Andrew McConnell can teach us how to turn on the electric current and charge our batteries—we already know that electricity can decompose anything—it would appear that all we will have to do, to keep our bodily organs at their highest efficiency, will be to make proper application of this dormant force.

Dr. McConnell disclaims having discovered much that is original, but to have assembled a mass of proof from the experiments of others and linked his findings together in a chain of scientific reasoning to substantiate his theory. Here are some of his reasonings:

Every schoolboy knows of the experiment by means of which Galvani touched a dead frog to an electric machine and saw the muscles move as in life. Since Galvani's time numerous experiments have demonstrated that electricity contracts muscles. It is the electrical contraction of muscles which produces all movements of the body.

Acids and alkalies cannot come together in a moist state without generating electricity. It is the union of the stomach acids and the alkalies of the saliva which makes the electricity that dissolves our food in the stomach; the stomach itself is a voltaic

battery. When we say facetiously that certain hearts are reached through the stomach, we in a half-hearted way feebly state a psychological and electrical truth. Dr. McConnell maintains that we should be able to direct a current of bodily electricity to our stomach battery and so set the process of digestion merrily on its way. It is said that most of modern man's physical ailments proceed from faulty digestion. Make a man absolute monarch of his stomach and he can master his enemies and dominate his destiny. It is dyspepsia that makes suicides, curdles the milk of human kindness, and allows divorce-lawyers to buy big automobiles. Give the man with the undertaker face and the rabbit-skin chest-protector the secret of sending health-giving electric currents into his little digestive system and his dog will come out from hiding under the woodshed, his wife smile as she used to 20 years ago.

What part does the brain take in all this? Professor Munsterberg, of Harvard, demonstrates very clearly that the brain is an electric battery of the most potent and sensitive type; that it both receives and transmits electric thought-currents.

According to the fascinating McConnell theory each one of us is a moving voltaic battery, insulated by our skin, hair, nails, and the texture of our clothing; each organ within us is itself a complete electric battery, and all the life processes electrical. The expansion of the lungs and the separation of the oxygen from the air, the whole process of digestion, the heart action, the formation and chemical changes in the cells, the secretions of liver and kidneys, the five senses of smell, taste, sight, hearing, and touch, in fact every process essential to life is a simple electrical function.


Most men think themselves more vital than a fish, yet there are many varieties of fish which give electric shocks, give them when they want to, and direct them where they will. It is not a very up-to-date man who is willing to take second place to the thunder-fish of the Nile, the torpedo-fish of the Mediterranean, or the electric eel of South American rivers. A one-horse man is a poor specimen. An historic American in the midst of a hot political campaign was glowingly characterized as "a whole team and a dog under the wagon"; yet

with the power of a few electric eels at his disposal, properly directed, he would be this and more.

It would be a poor-spirited "human," Dr. McConnell says, who would refuse to take hold and run the machine when a scientist tells him that, without knowing it, he is the owner of a great splendid touring-car more delicately adjusted, more potent than the shiny and expensive one that whizzes along the city boulevards.

#### VENTILATION.

Ideal ventilation can only be obtained by the use of some system which will draw the pure, outside air into the room, thereby



NEW ELECTRICALLY OPERATED VENTILATOR

forcing the vitiated air out, and at the same time not permitting the inflowing air to strike the occupants of the room directly. These conditions are not fulfilled by an open window, even if it be opened at the top, for the cold air in that case simply comes in at the top and drops, by reason of its greater density, upon the heads of the occupants.

A very simple mechanical ventilator which gives the proper distribution of pure air in the room is shown herewith. It consists of a casing with an electric driven centrifugal fan located within. An air duct from the back of the casing is led out into the open air. In the front is a grating pointing upward. The rapidly moving fan inside draws in the pure air through the duct and then forces it out through the grating in a stream toward the ceiling, the force being sufficient to carry the air to all the upper portions of the room from whence it gradually settles, driving out the impure air at the bottom.

To take the chill from the incoming air, in the winter time, a system of steam radiating coils is placed in the casing which is fed from the pipes of the steam heating system.

### PROPER METHODS OF TYING AND SPLICING WIRES

As the sailor has his standard kinds of knots, which have been tied just so for generations back, so the electric lineman is supposed to make the ordinary ties and splices of the overhead wires in certain ways, specified by standard usage, if he does not want to call down upon his head the imprecations of the line foreman or the derision of his fellow workers. Some of the ties and splices which have become standard practice and which are approved by the National Electric Light Association, are shown in the diagrams.




FIG. 1. SINGLE TIE

Fig. 1 shows the top and side views of an insulator to which the line wire is attached by what is known as the "single tie." It is made by taking a piece of wire about 12 inches long and bending it around the insulator under the line wire and making two or three wraps on each side. The ends of the tie wire should always be cut off close to the line wire.




FIG. 2. BACK TIE

The "back tie" is shown in Fig. 2. A piece of wire about 18 inches long is bent around the insulator under the line wire, with four inches of tie on one side of the insulator and the remainder on the other. Then wrap the short end three times around the line wire, leaving a space equal to the diameter of the wire between each of the

wraps. Then take the long end, wind it closely around the line wire two times, bring it back around the insulator and wrap three times around the line wire between the turns of the short end. Cut off close to the line wire.



FIG. 3. COMMON SPLICE

An ordinary splice for two wires is shown in Fig. 3. The two ends to be spliced are scraped perfectly clean and free from insulation. They are first given a complete long



FIG. 4. TAP FROM MAIN LINE

wrap and then the two ends are given four complete short wraps. The joint is then cleansed with standard soldering compound and well soldered with pure half-and-half solder. Finally the joint is taped.




FIG. 5. TAP FOR HEAVY WIRES

A tap is taken off from a main wire as shown in Fig. 4, if the wires are comparatively small. For heavy wires the method shown in Fig. 5 is employed, in which the wires are bound together with a closely wrapped layer of No. 12 copper wire. In each case the joint is soldered and taped.

During the last six months 195 new electric lighting companies have been formed in the United States and 20 in Canada and Mexico. The present total for the United States is 5264 companies and 5740 including Canada, Mexico and the West Indies. These figures show a total gain of 276 plants over the corresponding figures of a year ago.

# POPULAR ELECTRICITY WIRELESS CLUB

Membership in Popular Electricity Wireless Club is made up of readers of this magazine who have constructed or are operating wireless apparatus or systems. Membership blanks will be sent upon request. This department of the magazine is devoted to the interests of the Club and members are invited to assist in making it as valuable and interesting as possible, by sending in descriptions and photographs of their equipments.

## SPARK COIL CONSTRUCTION AND OPERATION

BY VICTOR H. LAUGHTER.  
PART IV.

### DIMENSIONS OF VARIOUS COILS.

Dimensions of various sizes of spark coils are given below. If the amateur prefers to construct a larger or smaller coil than the four-inch size described in this series, he can take the dimensions from the table and proceed with the construction on the same general plan. However, if the coil in view

sections is increased in diameter and the space between this central hole and insulating tube is filled with an insulating substance, usually paraffine wax. The exact proportion of the end sections to the central sections is of only minor consideration. This plan, as stated, need not be followed unless the coil is larger than the four-inch size.

### DIMENSIONS OF COILS FROM 1 TO 20 INCHES

A	1 inch	2 inch	3 inch	6 inch	8 inch	10 inch	12 inch	14 inch	16 inch	18 inch	20 inch
A	7½ inch	9½ inch	11½ inch	14 inch	17 inch	17 inch	18 inch	18 inch	19 inch	20 inch	20 inch
B	1	1	1½	1½	1½	1½	1½	1½	1½	2	2
C	No. 18	No. 16	No. 14	No. 12	No. 12	No. 12	No. 12	No. 12	No. 12	No. 12	No. 12
D	1½ inch	1 5-16 inch	1½ inch	1½ inch	2 inch	2 inch	2½ inch	2½ inch	2½ inch	2½ inch	2½ inch
E	3½	1½	2½	2½	2½	2½	2½	2½	2½	3½	3½
F	5½	3½	4	4½	6½	6½	6½	7	7 to 8	8 to 9	9 to 9½
G	5½	8	9½	10	11	11½	14	14½	15½	16	16
H	4	6	8	30	36	40	40	46	50	50	60
I	1 lb.	2 lbs.	3 lbs.	7½ lbs.	8 lbs.	10½ lbs.	12 lbs.	14½ lbs.	16 lbs.	18 lbs.	22 lbs.
J	1000	2000	2400	4500	8300	8500	10,000	12,500	14,000	18,000	24,000

- A—Length of core.
- B—Diameter of core.
- C—Gauge of primary wire.
- D—Internal diameter of insulating tube.
- E—External diameter of insulating tube.

- F—Approximate diameter of secondary winding.
- G—Distance between coil heads.
- H—Number of sections in secondary.
- I—Quantity of secondary wire.
- J—Total number of square inches of foil.

is to be larger than the four-inch size slightly different rules should be observed in the construction.

From what has been previously learned, we know that the greatest difference of potential, or electrical pressure of an induction coil is between the ends of the secondary where the induced current flows up to the secondary terminals. Since the iron core is in near proximity to the point of the greatest difference of potential, being separated from it by only the insulating tube, and if the coil is of the larger size, a "break-down" will sometimes occur due to the current breaking across to the ends of the iron core. The iron core offers a more conductive path than the leads to the secondary terminals. To obviate this difficulty the secondary in the larger sizes is wound with the greater portion of wire in the central sections. This is made clear by reference to Fig. 16. The central hole of the end

An apparent discrepancy exists in the dimensions given below. As noted the dimensions for a three-inch coil gives the core as 11½ inches in length, while in the

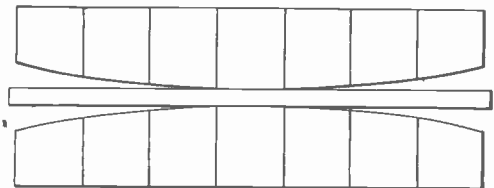


FIG. 16. METHOD OF WINDING SECTIONS OF LARGE COIL

dimensions for the four-inch coil previously described the core length is 10 inches. This difference in length, however, is made up for in the general construction.

### SPARK COIL EXPERIMENTS.

Experiments which can be carried out with the sparks coil are beautiful in effects

**NOTE:** In Chapter II, page 106, the first section of the coil should be wound with five ounces of wire instead of three ounces, as stated.

and surprising in results. No other electrical instrument offers as wide and varied a field for experimental work. With it X-Ray photographs can be made of the various portions of the body, bringing out in clear relief the interior parts which are concealed to the naked eye. It can be connected up for use in wireless telegraphy and messages sent through the ether, the distance dependent on the size of coil used. Among numerous other experiments may be mentioned the lighting up of Geissler tubes and the taking of electrical photographs, this last named showing the most beautiful application of the coil.

Operation of the coil will first be described connected up for use in a 20 mile wireless set. In making the statement, however, that this coil will work over a distance of 20 miles, it must be understood that it will do so under the best of conditions. In addition to the coil will be needed six one-pint Leyden jars, zinc spark gap, tuning helix and sufficient flexible conducting cord to make the various leads.

The Leyden jar can be purchased complete if so desired, but as the price is usually \$1.00 or more the amateur may prefer to build it himself. The construction is simple. First, get six one-pint chemical beakers from any druggist or chemical supply house, and about one pound of tin foil. Cut the tin foil in strips of sufficient length to reach around one-half of the circumference of the jar, and three-fourths of the total height. Coat one side of the foil strip with library paste and place it down in the jar so that it clings neatly to the interior surface, and rub it down with a flannel rag until it adheres closely to the jar and all uneven places have been rubbed out. The opposite half is covered in this manner.

A disk is next cut of a size corresponding to the size of the inside of the bottom of the jar. Then carefully coat one side of this disk with the paste and drop in the bottom of the jar, rubbing it down the same as for the sides, and using care to make the edges of the foil come in contact with the side pieces. The outside of the jar is then coated in the same manner.

The exposed glass portion of the jar should be well coated with shellac to prevent leakage of the current.

A contact is now provided to make connection with the inner coating of the foil. A very simple method is to cut a 1-16-inch brass rod of sufficient length to clear the top of the jar two inches when resting on the bottom. On the end of this rod is preferably soldered a small round brass ball such as used for the hammer of an electric bell. This ball, owing to its shape, will prevent leakage of the stored charge, and unless it is used, there will always be a certain amount of leakage from the end points. To hold the rod in the jar cut two pasteboard disks, one to rest about one inch clear of the bottom, and the other about one inch from the top. Holes are punched in the center of the disks for the insertion of the rods. On the inside bottom of the jar a few scrap pieces of tin foil should be placed, so that the rod will

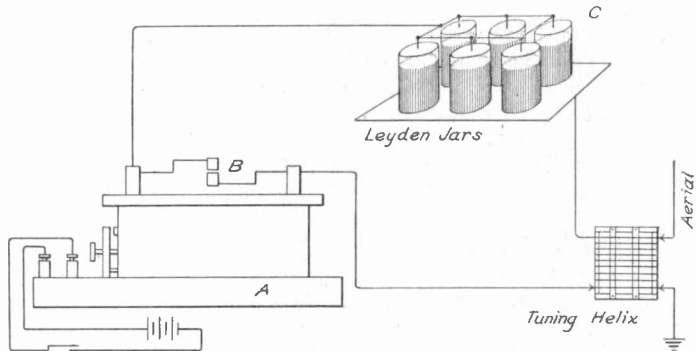


FIG. 17. CONNECTIONS OF THE LEYDEN JARS

make good contact and not scratch the foil surface. When the rod has been placed in the upper disk, the latter should be well coated with shellac, which will hold it in place better, and give more perfect insulation. This completes work on the Leyden jar and it is evident that the remaining five are constructed in the same manner. It is not essential, however, that chemical beakers be used for any other type of thin, high grade glass jar will answer. The jars are then connected to the other apparatus as shown in Fig. 17.

The complete spark gap (B) of Fig. 17 is illustrated in detail in Fig. 18. It consists of the hard rubber base (F) with the binding posts (AA) mounted on it, and through the binding posts is run the brass

arms (CC) with the zincs (DD) mounted on the ends, and on the opposite ends are mounted ebonite handles (EE).

The hard rubber base measures four inches long, two inches wide and  $\frac{3}{8}$  inch thick. Holes are drilled and countersunk in the center one inch from each end. The

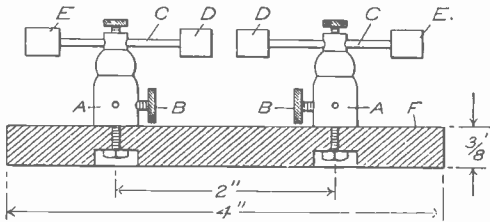


FIG. 18. COMPLETE SPARK GAP

binding posts are illustrated at (AA). These binding posts should be of sufficient height to hold the spark gap at least one inch above the base when mounted. The exact style of binding posts to use makes no difference, but it is best to select a type with a second lead as shown at (B), so that connection can be made with the secondary terminals of the coil, and to the leads to the condenser and helix.

The zincs can be cut from the rounded end of a battery zinc. Cut  $\frac{1}{2}$  inch long and drill a 1-16-inch hole  $\frac{1}{4}$  inch deep in the end of each. The brass rods (CC) should measure approximately 1-16 inch in diameter and two inches long. The ebonite handles (EE) come in stock sizes and can be bought at any electrical supply house. Shove the ends of the rods in the zincs and mount as shown. The faces of the zincs should be well polished with emery cloth before mounting. This completes work on the spark gap. The constructor can of course improve on the type of gap shown here, if he so desires, but this type will meet the requirements in view.

The parts which go to make up the helix are as follows: Two oak disks  $\frac{1}{2}$  inch thick and six inches in diameter; eight wood standards one inch square and six inches high; 10 feet of No. 8 bare copper wire. The edges of the disks are countersunk, at equal distances around the entire circumference with one-inch squares as shown in Fig. 19. The wood standards are now cut with V-shaped notches  $\frac{1}{4}$  inch deep and one inch apart all the way down. Holes are drilled at each end. The completed piece is shown at (A) in Fig. 19. The

wood standards are now screwed to the disks in the countersunk slots.

The frame is now given several coats of shellac, and when dry the No. 8 wire is wound on. Begin by first screwing a binding post to one of the pieces near the top. The hole in this binding post should be drilled out large enough to allow the insertion of a No. 8 wire. Lock the upper end of the wire in the binding post and wind around the frame, placing the wire in the notch of each piece and coming one notch lower at each turn. The lower end of the winding should be locked in a binding post the same as for the upper end. The completed helix is shown in Fig. 20.

The various parts are now complete and the set is ready to be connected up for use.

The spark gap can be mounted on top of the coil case between the secondary ter-

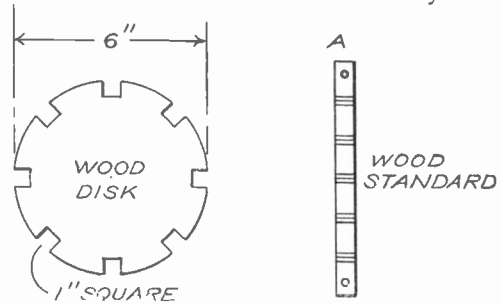


FIG. 19. SENDING HELIX PARTS

minals as shown at (B) Fig. 17. Although some experimenters prefer to mount the gap at other points, this is only a matter of choice. The Leyden jars are best mounted by first placing down a pane of glass, and




FIG. 20. COMPLETE HELIX

on this a thin copper sheet; the jars are set on the sheet so that it will make a contact with the outside coating of each jar.

The rods which make connections with the inside coating of the jars are now soldered together by one common wire, and a leap made of flexible lamp cord is carried back to one of the secondary terminals.

vantage, however, of retaining the photograph for future use. To view an object when the fluoroscope is used, it is only necessary to hold the desired object between the X-ray tube and the fluoroscope. The mak-

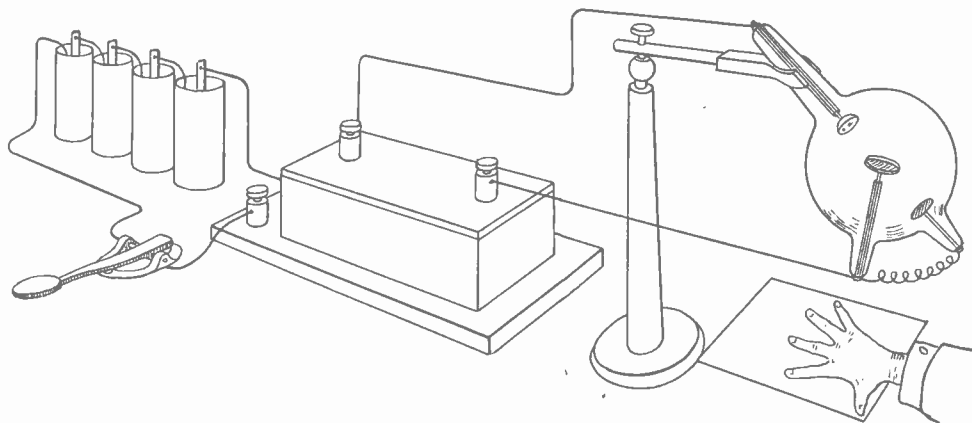


FIG. 21. USING COIL FOR TAKING X-RAY PICTURES

A second flexible lead is soldered to the copper sheet, with a metallic clip soldered to the opposite end, so that connection can be made instantly with the different turns of the helix. The next lead runs from the remaining secondary terminal over to the helix as shown.

The ground wire may be soldered onto the lower turn of the helix, but the aerial should be a variable contact.

It is evident that the amateur can add improvements to the general constructional plan as described here, as the various parts have been described in as simple manner as possible, so that the uninitiated will have no difficulty in following the principles of the construction.

#### RADIOGRAPHS.

Radiographs or X-Ray photographs can be very easily and successfully made with this coil. In buying the X-ray tube the constructor should state the size coil he is using, as tubes vary to a large extent for use in connection with different size coils. The average price of such tubes ranges from six to eight dollars, depending on the quality. It is also advisable to purchase a fluoroscope, as with it, the bones of the hand, the interior of a purse and other objects will be made visible to the naked eye. Without the fluoroscope it will be necessary to take the image on a photographic plate, and develop the plate to bring the object to view. This latter method has the ad-

ing of radiographs, however, is a more difficult operation.

The complete X-ray set connected up for use is shown in Fig. 21. An ordinary photographic plate is placed below the tube at a distance from three to six inches with the sensitive side upwards. Place the hand on the plate, considering that a radiograph of the hand is to be made, and start the coil in operation by closing the battery switch. If the tube lights up with a greenish hue, it is working at full value and a clear radiograph should be the result. Make several exposures with different objects, at the same time varying the position of the tube and the distance of the object from the tube. In this manner the experimenter will soon be able to determine the exact position necessary for the best results. This must of course be done in a dark room or with the photograph plate carefully wrapped in black paper.

#### ELECTRICAL PHOTOGRAPHS.

The making of electrical photographs is a simple operation and does not require a large size coil. The photographs shown herewith were all made with a one-inch coil, and with the larger size much more elaborate effects can be obtained.

Considering that the coil is at hand the only other requisites needed are a can of talcum powder, a copper or brass sheet measuring about six inches square, and a number of photographic dry plates.



Connect one of the terminals of the spark coil to the metal sheet and solder the other terminal to a needle.

One of the plates is now taken from the box and laid on the metal sheet with the sensitive film surface upward. The plates should only be taken out of the box in a well darkened room, and preferably the photographs should be made at night, for this will lessen the danger of any stray beams of light affecting the sensitive film. A small photographer's ruby lamp should be in the room so that sufficient light will be had to show which side of the plate the film is on. The film side can be easily recog-

nized as it has a dull, rough finish.

Lay the plate on the metal sheet as before mentioned and place the second contact with the needle point in the center. A thin film of talcum powder is next sifted over the surface.

The key of the coil is now pressed for about a second. This will cause a spark to appear at the needle contact and spread over the surface of the plate. The plate is now taken up and wiped carefully with cotton batting and placed in a box and is later on developed, which brings out clearly the features of the sparks. Photographs of metal objects can be made by placing




FIG. 22. PHOTOGRAPH OF KEY

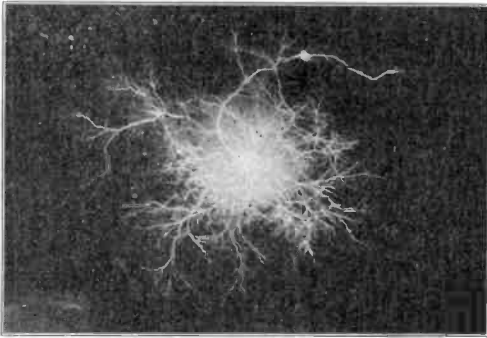


FIG. 23. PHOTOGRAPH WITH NEEDLE POINT ON PLATE

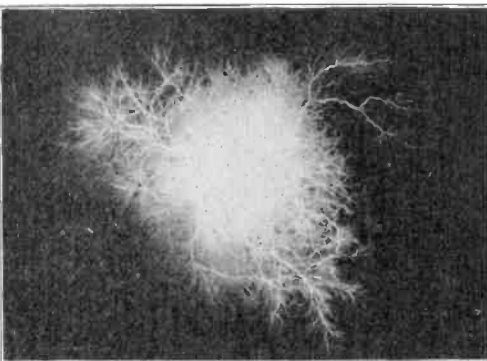


FIG. 24. POSITIVE POLE CONNECTED TO NEEDLE

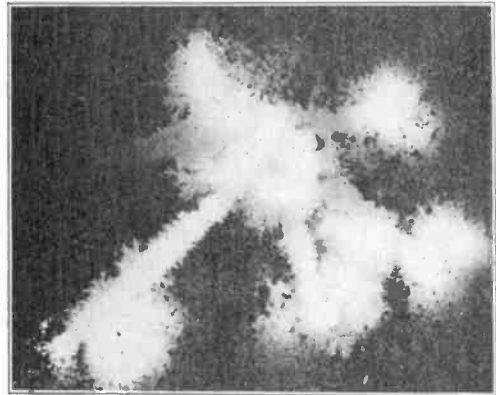


FIG. 25. PHOTOGRAPH OF BUNCH OF KEYS

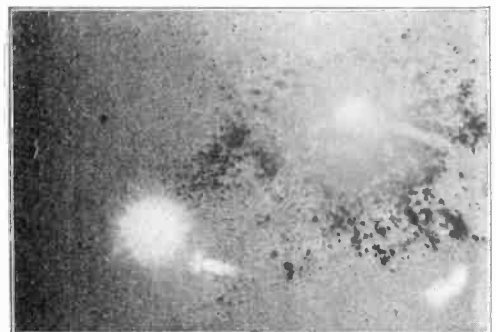


FIG. 26. PHOTOGRAPH WITH THE SECONDARY LEADS ON PLATE

the object on the plate and making contact with the needle point.

In Fig. 22 is shown the photograph of a Yale key made in this manner. In Fig. 23 is shown a photograph made with the needle point resting on the plate. The needle point was in this instance connected to the negative pole. Fig. 24 is from a photograph made with the positive pole connected to the needle. As noted the positive pole gives a flaming spark resembling a fire ball. Fig. 25 was made by laying a bunch of keys on the plate. The photograph in Fig. 26 shows a very curious effect. This was made by placing the two secondary leads on the plate. By close examination it will be seen that the film of talcum powder was driven from the right to the left hand side.

The experimenter can of course vary the range of his experiments a hundred fold and produce various effects.

(The End.)

#### ELECTROLYTIC INTERRUPTER

The question is often asked: How can I operate my spark coil from the ordinary lighting current? The solution of the problem is to use an electrolytic interrupter. Such an interrupter is shown in Fig. 1, and it may be connected in series with any ordinary spark coil and the 110 or 220 volt direct or alternating current lighting circuit. No

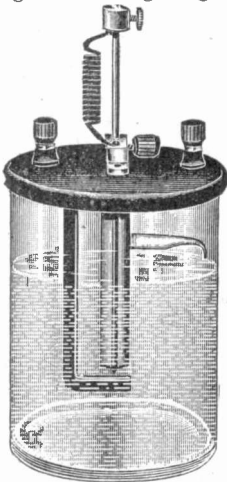


FIG. 1. ELECTROLYTIC INTERRUPTER

resistance or condenser is used, the vibrator of the coil must also be screwed up tight as it should not vibrate when the interrupter is in the circuit, as the latter does the making and breaking.

The interrupter starts with 50 volts. A metal rod of especial alloy goes through the cover, down into the glass tube. This tube at its lower end has a peculiar aperture in which the point of the rod fits. The tube at the upper end has a screw top which screws in the cover. This tube is made of special material and will not crack even if the interrupter is worked steadily. In operation the metal rod wears itself away to a point. The rod itself is fed down by gravity. This action is entirely controlled by the weight attached to the top of the rod. In fact the entire success of this interrupter lies in the right weight of the metal.



FIG. 2.




FIG. 3.


Too much weight gives no spark at all, too little gives an uneven and unsteady spark. Very little metal is used up; it takes about 60 hours' constant work to consume one inch of the rod. The rod can be left constantly in the solution without harm.

Use of the interrupter also increases the power of the spark, and with a one-inch coil connected to the proper condenser, and a zinc spark gap properly adjusted, you will get a crash that will almost take your breath away. To illustrate this Figs. 2 and 3 show two discharges from the same coil, using 110 volt current. In Fig. 2 the interrupter was not used and the spark is stringy. In Fig. 3 it was used and the spark was much better. As will be noted, the flame shoots upward due to the great amount of heat raised.

The opinion recently expressed by a French naval surgeon that the electric waves used in radio-telegraphy endangered the eyes of operators is pronounced unfounded by Mr. Marconi. He says that no case of this kind has occurred among the employees of his company, and no others have come to his notice. Besides, Mr. Marconi has had a particularly good chance to test the matter himself at his stations for trans-Atlantic service. At these places much more powerful apparatus is used than on shipboard, and he has worked with it for hours at a time, repeatedly, without the slightest ill effect.

**WHAT A CLUB MEMBER IS DOING**

One of the members of Popular Electricity Wireless Club has designed and built almost entirely by his own efforts a wireless station in which he takes considerable just pride. George D. Henderson is his name, and he lives at 2827 Southport Ave., North Edgewater, Chicago. He sends us a photograph of his equipment which we reproduce herewith as an inspiration to other mem-



INTERESTING AMATEUR EQUIPMENT

bers of the club who are building wireless equipments for another purpose than to simply hear the sparks crackle. With this equipment he is able to send and receive messages to and from the steamers on Lake Michigan and the numerous wireless stations in the city.

The sending apparatus consists of a one-quarter kilowatt transformer, operated from the electric light current; sending helix, consisting of a wooden frame 14 inches by 12 inches wound with 25 feet of No. 8 bare copper wire; a spark gap of brass rods with zinc tips, and a large condenser of six plates 8 by 10 inches with tinfoil five by six inches. The sending instruments are connected up according to De Forest's plan.

The receiving apparatus consists of a tuning coil having 372 meters wave length; 300 ohm potentiometer; five detectors, silicon, electrolytic, microphone, carborundum, and molybdenite, a variable condenser; fixed condenser; 1000 ohm receiver and battery, and also a five-point switch by which any of the five detectors can be thrown in circuit. These instruments were all home made except the silicon

detector, telephone, sending key and switches.

A filings coherer is also used in connection with a 100 ohm relay and tapper, for signaling.

The aerial consists of six No. 15 bare copper wires, each 40 feet long, spread a foot apart on spreaders five feet long. The height is 45 feet.

**THE WIRELESS MANIA**

A most horrible state of affairs exists in Philadelphia, a city in which brotherly love is supposed to predominate. One of its citizens seems to think so at least, and it is all on account of wireless. So he wrote to a prominent wireless telegraph engineer for expert advice; and here is his letter:

In our city here, unfortunately for the welfare of some of our citizens, a tower exists about 525 feet high above the street level; a very fine place to send out deadly electric waves from the wireless telephone or the wireless telegraph apparatus; the latter of which they are now installing to work from our City Hall tower. Now I have been bothered for months, night and day, by deadly electric waves being trained on me and my home, and also on my mother, who is a woman over seventy years of age.

"I have been shocked almost to death several times by wireless electric waves and have had other dirty work done on me unfit to write. This wireless apparatus is trained on me now while I am writing this letter, and has been trained on me all day. I am almost positive that this dirty work is done on me from our City Hall, by the Republican Party that is in power in this city. We have a bad administration here and they have been denounced as thieves in public print here.

I am a steam engineer and have had some electric experience with dynamos up to 2,500 volts and have been reading up wireless now and then for the last six months.

My house is only a two-story affair, about 23 feet from the ground to the roof, not much height for wireless.

As I believe that you are well versed on wireless, what would you think best for a fellow to do in such a case? I went to a couple of lawyers, but that did not stop it. I reported the case to the United States Government at Washington and still it is trained on the house.

A fellow has a job to get any rest with a machine like that buzzing on your ears and vibrating on your brains all night.

The wireless telegraph engineer felt that he ought to answer this appeal, but as the technical points involved were too deep even for a brain steeped in wireless knowledge, he decided to put his answer in the form of a sort of fairy story, better tuned, as he thought, to the receiving apparatus of his Philadelphia correspondent. So he answered as follows:

Your highly interesting letter received today. It is indeed a great shame that the wireless station has been placed so near your house. This is contrary to the Jeffersonian Democracy and the Declaration of Independence, and you, as a free born American citizen, should fight it from beginning to end.

In my long experience in the wireless field, and voting the democratic ticket, I have never known of such a case of republican extortion. They are trying to force you to vote their ticket. Don't do it. Insulate your body as I will explain to you later on, and then you can bask in the deadly electric waves with impunity. In fact, the waves will give you a vigor and feeling that you have never had before.

Ah! if you could only do as the cannibals of the Bazoo Islands did to a naval wireless expert some time ago. The navy erected a high power station on the Isle of Bazoo. This island was dry and sandy and the natives, owing to the non-conductive influence of the ultra violet rays would often feel a faint tingling sensation. They instantly knew what it was. It was caused by the naval expert pressing the key which turned loose several million volts on their island. All the vegetation was shrinking up and drying. But the climax came.

One day the ill-fated King Cephas of Bazoo was walking down the beach when a flash of lightning from the top of the wire that sticks up in the air, sprang down, hit him between the shoulders, and he fell over stone dead.

The natives knew the reason. They instantly made soup out of the wireless expert and are now wearing the Leyden jars for watch charms.

This was caused by the enormous voltage becoming stored up in the air and ground and making a discharge like lightning. This will always happen around a high power wireless station. The Philadelphia station will no doubt have a like discharge at an early date which will tear down buildings and possibly injure a few people.

The best way to protect yourself would be to wear a feather duster, which are worn by all wireless operators. I will tell the secret of how it is made to you, but be sure to keep it confidential, for only a few of us know. First take a common linen duster and soak it in LaPage's glue. Now put the duster on and cut open a feather bed and roll in it for about fifteen minutes. Be sure that feathers adhere to all parts of the duster.

The above duster is a practical guarantee against the wireless waves. You need have no fear while wearing it.

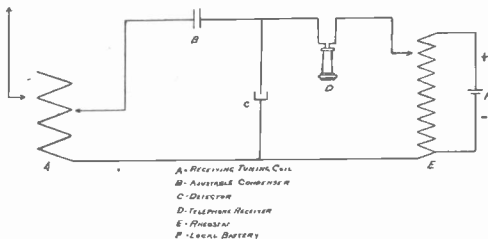
### CONSTRUCTION AND ADJUSTMENT OF THE TUNING COIL

So many questions are received regarding the construction of the tuning coil and how to connect it to the circuit that it is deemed advisable to repeat the description contained in Mr. Laughter's article on "Wireless Telegraphy Made Simple," which explains a simple form of coil easily made by any amateur.

Such a coil consists of an insulating cylindrical frame wound with 115 turns

of No. 18 bare tinned copper wire, the turns being 3-32 of an inch apart. Slide wire contacts are provided which work up the frame and make contact with the various turns of the wire. The scale is provided in order that the operator may note the number of turns to use, with a station of a certain wave length. The connections of the receiving tuning coil are shown in the diagram.

Considering that all the instruments have been connected at both sending and receiving end, we may begin the tuning. The opera-



CONNECTIONS OF TUNING COIL

tor at the sending end sends out a certain letter at certain intervals, of, say, one minute each, he continues to send and regulate the movable contact over his tuning coil, noting at what points the adjustments are made. At the receiving end the operator moves the slide wire contacts of his receiving coil synchronously with the sending end. When the point is reached where the clearest indications are heard, note is made of the time and compared with the operator at the sending end. It will be well, however, to go over this operation several times so that the best point will be found.

## WIRELESS QUERIES

ANSWERED BY V. H. LAUGHTER

### Condenser Operation

*Questions.*—(A) Kindly explain how a condenser bridged around the interrupter on a spark coil prevents sparking at contact points? (B) How is a circuit made through a condenser when the positive and negative coatings are separated by a glass plate? (C) Does the installing of a new telephone in a subscriber's house necessitate the erection of a new wire from the exchange to the subscriber?—H. G. N., New York, N. Y.

*Answers.*—(A) Refer to the article "Spark Coil Construction and Operation" in the May issue.

(B) See answer to A. R. W. in this issue.

(C) Several telephones can be worked on one line by the addition of some special

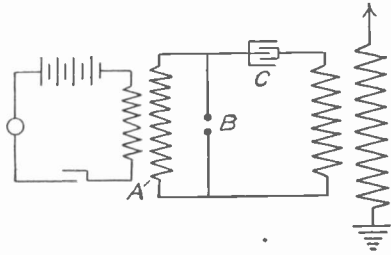
selective signalling arrangement. We would refer you to the telephone manufacturers for more extended information.

#### Spark Coil; Condenser Operation

*Questions.*—(A) What is the approximate spark length of the following coil: Core  $6\frac{1}{2}$  inches long,  $\frac{1}{2}$  inch in diameter; distance between coil heads, 5 inches; diameter of coil,  $3\frac{1}{2}$  inches; primary two layers of number 18 B. & S. cotton covered wire; secondary 12 ounces of number 32 B. & S. cotton covered wire; condenser 70 sheets of tinfoil, 3 by 6 inches; vibrator, usual type. (B) Please show by diagram how to bridge a spark gap with Leyden jars? (C) Can Leyden jars be used for a condenser in above coil? If so, are they connected in the same way as ordinary type of condenser? (D) Please explain the passage of an electric current through a condenser.—A. R. W., Buffalo, N. Y.

*Answers.*—(A) The coil would give  $\frac{3}{8}$  to  $\frac{1}{2}$  inch spark.

(B) The usual method is shown in the diagram. (A) represents the secondary of



SPARK GAP BRIDGED WITH CONDENSER

the spark coil, (B) the spark gap and (C) the condenser.

(C) In answer to both your questions, yes.

(D) If two electrical conductors are insulated from each other and one is charged with electricity a charge of opposite sign or polarity is induced in the other conductor by a phenomenon which is known as induction. This principle is applied in the ordinary Leyden jar or condenser. The conductors in this case are separated by glass or other dielectric. If a condenser be included in an alternating circuit the conductor on one side of the plate becomes alternately positive and negative and by induction charges are produced on the conductor on the opposite side, also alternately positive and negative; therefore, if the circuit is closed, alternating current will flow through it, although there is actually an insulator in the circuit in the form of the glass plate. An alternating current wave comes along the conductor till it comes to the glass, induces a charge in the conductor

on the other side which passes the wave along through the circuit. As an analogy, suppose we have a vertical, elastic wall (representing the glass plate). Now hang two pendulums so that the weights just touch the wall. Then draw back one pendulum weight and let it fall against the wall. Its force will be transmitted through the wall to the other pendulum which will be swung outward by the push exerted by the wall surface, although there has been no direct contact between the two pendulums. The motion of the pendulum corresponds to the rise and fall of an alternating current wave, the wave on one side of the wall inducing a like wave on the other. Direct current on the other hand will not pass through a condenser because there is no phenomenon of induction present because there is no rise and fall in voltage. It is the same as if we let the two pendulums rest against the wall and then pushed steadily on one of them. There is no force exerted on the other and the two are perfectly "insulated," in a mechanical sense, from one another.

#### Spark Coil

*Questions.*—(A) What size condenser would I need to cut the sparking down at the vibrator? The coil has a  $6\frac{1}{2}$ -inch core. (B) Would linen or silk wrapped around the primary, to a thickness of 3-16 inch, be enough to insulate primary from secondary if boiled in paraffine? (C) How far would this coil send with delicate receiving instruments at the other end? (D) How many meters capacity was the tuning coil described in March issue? (E) Will you please give me instructions to make a condenser for receiving end?—R. P. G., Salisbury, N. C.

*Answers.*—(A) The coil you describe will give a fat spark and send to a good distance for wireless use, but we doubt very much if the spark will be one inch long. Approximately 1,000 square inches of foil should be used for the condenser.

(B) Yes.

(C) Possibly five or six miles.

(D) We do not know exact number of turns and therefore cannot give you a suitable answer.

(E) Condensers for the receiving end are of numerous types. To describe a variable condenser would take up too much space for this department. A fixed type which is often used can be made by building up with alternate tin foil sheets three by four inches in size, on paraffine paper. Six such sheets would answer. By referring

to the article on "Spark Coil Construction and Operation," Part I, you will find a more complete description of how to build up a condenser.

#### Transformer

*Questions.*—(A) I have a closed type of transformer operating on the 110 volt A. C. current. I use no interrupter or condenser and obtain a quarter inch spark. About how far can I send with such a spark? Would an interrupter and condenser improve spark and if so, what type of interrupter shall I use? Should the key be placed in the primary or secondary circuit? (B) By using a chemical rectifier, as was described in the March number, could I successfully operate the closed core transformer, using either a make and break interrupter or electrolytic interrupter? (C) By using lamp resistance, would the current from the rectifier operate a wireless spark coil?—G. A. L., Springfield, Ill.

*Answers.*—(A) You should be able to send up to 50 miles under good working conditions with this transformer. The interrupter or condenser would prove of no advantage. However, in the secondary circuit a battery of condensers should be included. The key should be placed in the primary circuit.

(B and C) Transformers are not used with interrupters. The transformer will give good results if operated direct on the 110 a. c. circuit. By using a lamp resistance, as you state, the current would operate a spark coil.

#### Coil Operation with Interrupter

*Questions.*—(A) Will it injure an induction coil of the following dimensions to use it on 110 volt alternating current with a Wehnelt interrupter: core 1 inch in diameter, 8 inches long, wound with three layers of No. 12 D. C. C. wire; insulating tube between primary and secondary  $\frac{1}{2}$  inch; secondary wound with  $4\frac{1}{2}$  pounds No. 34 D. C. C. copper wire in 40 sections with paper insulation between each; section 4 inches in diameter boiled in paraffine wax? (B) What size spark ought I get with this coil? How long may I leave the current on without injury? (C) How much resistance ought to be interposed and should the lights be connected in parallel? (D) Are Leyden jars bridged across the spark gap necessary? (E) Is it necessary to use a condenser on the receiving set and of what use is it?—R. S. K., Owensboro, Ky.

*Answers.*—(A) The coil can be used on the a. c. circuit, but it would be advisable to connect an ordinary lamp in series.

(B) The spark would be very short. If you get a  $\frac{1}{2}$ -inch spark you can consider the results to be excellent. By using the lamp resistance the coil can be used indefinitely without injury.

(C) You can determine the exact amount of resistance best by actual experiments.

(D) The set would not operate at all unless the Leyden jars were used.

(E) Not unless the receiving set is of the tuned circuit type. The condenser serves to cut down the static currents and is a necessary part of the tuned receiving set.

#### Wave Length; Detector; Antenna

*Questions.*—(A) About what wave length do most of the large wireless stations use? (B) Will it damage copper wire to burn the insulation off? I want to use it in my antenna. (C) Can the platinum wire out of an electric light globe be used in making an electrolytic detector?—L. L. K.

*Answers.*—(A) Four hundred and twenty-five meters is the wave length in use by the majority of the commercial stations.

(B) Not unless the insulation is too heavy.

(C) A very simple detector can be made by breaking the top of an incandescent lamp and removing the filament, leaving the platinum wires exposed. A solution of nitric acid is now poured into the bulb, and the connection made the same as for usual type of self-restoring detector. Such a detector, however, is not very sensitive.

#### Spark Coil; Receiving Set

*Questions.*—(A) Would a six-inch spark coil send messages fifty miles? (B) Would the amateur receiving apparatus described in the February number receive up to the above named distance? (C) What amount of battery and what kind would be needed to operate a six-inch spark coil?—L. T., Minneapolis, Kan.

*Answers.*—(A) For sending up to 50 miles we would by all means recommend a 400-watt transformer.

(B) Yes, if connected to an aerial of about 100 feet in height.

(C) Six to eight common dry cells would operate the six-inch coil.

#### Spark and Tuning Coil

*Questions.*—(A) Can the jump spark coil that is used for gas-engine ignition be used for a  $\frac{1}{2}$ -mile wireless set? (B) If not, what size induction coil should be used? (C) Please explain the use of the tuning coil. (D) Is it necessary to use a tuning coil?—J. H. K., Cleveland, Ohio.

*Answers.*—(A) No.

(B) One-fourth or one-half inch.

(C) To regulate the wave length.

(D) No, not for ordinary experimental purposes.

# ELECTRICAL MEN OF THE TIMES

FRANK W. FRUEAUFF

A new president has just been chosen for the National Electric Light Association, the great national organization of representative electric central station men. His name is Frank W. Frueauff, and he hails from Denver—City of Lights. He said on one occasion, "You can tell the whole electrical fraternity that we believe in sensationalism, out in Denver, in the matter of electric central station advertising," and that is the keynote of his success—to tell all the people, all the time, by every conceivable method, of the advantages derived from the use of electricity.

Although only 35 years of age, Mr. Frueauff has been identified with the lighting companies of Denver for nearly 18 years. It is a long climb from meter-reader to vice-president and general manager, but he made it in 13 years and has held the latter position with the Denver Gas and Electric Company since 1904.

But the guiding of the destinies of this large plant—in itself enough for almost any man—is not his only work. He is also a partner of Henry L. Doherty & Co., owners and operators of a score of large lighting plants scattered throughout various states from Colorado to the Atlantic, and familiarly known as the "Doherty interests." Consequently he holds executive positions in a large number of these individual companies which are controlled from the central head—the Doherty company. He is vice-president of the companies at Lincoln, Neb., Pueblo, Colo., Lebanon, Pa., and of the Doherty operating company. In addition he is secretary of the Lacombe Electric Co. in Denver, treasurer of the Summit County Power Co. in Colorado and director

of the Massillon (Ohio) Electric and Gas Company.

Mr. Frueauff holds memberships in the National Electric Light Association, the National Commercial Gas Association, of which he is past president and in the Colorado Light, Power and Railway Association. He is well known in these associations, and this, together with his approachable, likeable and interesting qualities, has won him a host of friends from Frisco to New York City.

Out of the dreams that busied the young mind in the days when Leadville spelled the boundaries of Frueauff's life has come a career which has made the electrical world pause and take heed. The tribute which one of the largest newspapers in the city of his activities pays to him shows the general esteem in which he is held.

"It is just another little story of the self-made man, another illustration of the limitless possibilities for the boy of courage and

nerve and persistence who stands strong against the winds of adversity.

"All great men did not begin their careers on the street corner in the company of the veriest gamins, but many great men did. And if they did not, they like to talk as if they had.

"When the National Electric Light Association, in session at Atlantic City, N. J., tendered its highest office to Frank W. Frueauff, a note of encouragement to struggling young manhood was flashed across the country and reverberated through the mountain fastnesses of Colorado, where Frank Frueauff used to dream of success and make his plans for a future which reckoned on no compromise with the little word 'Fail'."








# ELECTRICITY IN THE HOUSEHOLD

## MISSION DESIGNS IN LIGHTING FIXTURES

From the old Spanish regime in California, with its memory of Franciscan friars, we have adopted what is known as the Mission style of furniture and interior decorative finishings. Symmetrical and plain, this style lends a quiet elegance to a room which must not be marred by the harsh glare of metallic fixtures. A room so finished should therefore have Mission lighting fixtures, of which there are various types now available. They are made almost entirely of wood and stained art glass, the same stern lines and massive structure prevailing as in the furniture.

A few noticeably artistic designs of electric fixtures here shown will meet the approval of those who contemplate following the Mission style. The fixtures are made up complete, ready for use, even to the sockets for the incandescent bulbs. The material is carefully selected oak, weathered finish, hand



SIX LIGHT CEILING FIXTURE


rubbed and waxed. It is hard to imagine a more artistic hanging fixture than the six-light piece for lofty rooms or for a high ceiling reception hall. The four pendants are about four inches square by thirteen inches high, wired for one light each. The upper ceiling piece, from which the four pendants are hung, is also illuminated by two lamps, either plain glass or art glass being used. Manifestly a simpler adaptation of this style would be to use a single one of the pendant lights for den or vestibule.

Appearance of the piano or desk may be greatly improved by a lamp fixture made especially for the purpose, and at the same time a soft light may be thrown directly on the desk or on the music and piano keys. The combined desk and piano lamp shown in one of the illustrations is adjustable, the arm holding the lamp and shade being slidably mounted in a base piece sufficiently

heavy to maintain the equilibrium of the unit. Two styles of electric portables are also shown, being designed for two lights each. The one at the left stands 24 inches high

with the necessary cords and plugs for attachment to the lamp socket.


The above are only a few examples of the many beautiful designs which may be



PIANO OR DESK LAMP

with a spread of 18 inches. It is strictly Mission in design and will harmonize and lend effect to any room finished in Mission exclusively. The shades are of plain or art glass with seed or cut bead fringe. The other portable is of about the same height with hand carved wood panels in the shade, back of which is the art glass, giving a very

worked out in the quaint style which had its beginning so many years ago when the



TWO LIGHT ELECTRIC PORTABLES




pretty effect. The base is also hand carved, with carved inserted panels. This latter makes an especially elegant portable for the parlor. Both are furnished, of course,

old friars were their own architects and builders and their materials hewn timbers from the forest trees surrounding the mission houses in the wilderness.

**PORTABLE FLOOR LAMP**

A portable floor lamp is a welcome addition to the electrical equipment in any home, and is just the thing for a card game in the evening, when a table light is in the way, or for the piano, or to read by when you wish to be at ease in the Morris chair



PORTABLE FLOOR LAMP

in any part of the room. Such a lamp is shown in the picture illuminating an easel and painting. The lamp is made with a black enamel iron base or stand on which is a six-foot upright of old brass finish. At the top is a one or two-foot arm for carrying the lamp and shade, which can be swung in any direction. The lamp can be adjusted to any height without the annoyance of thumb screws.

**PERFECTING THE ELECTRIC IRON**

No source of heat is so well adapted for ironing work as electricity, which is always ready in an instant and ceases to be, the very moment it is dismissed. Ironing by electricity banishes the hot, dirty and bothersome stove and the oppressive, heated atmosphere of the laundry. It saves countless steps and precious energy. It saves about half the time and permits the ironing or pressing to be done at any time or in any place from the ladies' boudoir to the back porch. The cost of operating is very slight, in fact, less than any other method.

The electric flatiron, the inventors found, could not be perfected as it ought to be until a different and better heating unit was discovered. The heat in an electric flatiron is the result of the electric energy "working" to get over a certain resistance. This resistance in the old irons was in the form of coils of German silver wire which heated nearly red hot when the electricity flowed through. It was to improve this "heating source" that a small army of scientists and inventors went to work in their laboratories testing all the common and rare metals and experimenting with the different alloys.

The result of all this laboratory research was the discovery of "calorite," a new high resistance alloy for a heating element that has 70 times the resistance of copper and three times that of German silver. This new metal is capable of withstanding oxidation to a point several hundred degrees hotter than any metal previously used for electric heating purposes as it melts only at the extreme temperature of 2,370 degrees Fahrenheit.

Nearly all of the experimental electric irons depended upon coils of German silver wire or kindred alloys for the necessary heat. But with the discovery of "calorite" it is now possible to stamp out a single flat grid or leaf shaped unit conforming to the face of the iron; this can be clamped firmly in the body of the iron insuring an even dis-

tribution of heat over the working surface and supplying the energy where it is most needed, along the toe, heel and side of the iron. The new leaf unit is as durable as the iron itself.

With an indestructible heating unit and good substantial plug and cord connections there is nothing to wear out about an electric iron and nothing to get out of order. There is no reason why such an iron should not wear a lifetime.

#### OZONIZING WATER


Ozone is a form of oxygen which chemists represent by the formula  $O_3$ . It is made up of molecules containing three atoms of oxygen instead of two as in the ordinary form of oxygen as it exists in our atmosphere. But the ozone molecule is very "unstable" and will not exist as such for any great length of time. The bond which holds its atoms together is very weak, and one of the atoms is bound very soon to tear itself away and combine with an atom of some other element for which it has a stronger affinity—for instance, carbon. Now the solid matter of ordinary germ life consists largely of carbon, so the ozone readily parts with some of its oxygen atoms to combine with the carbon of the germs, thereby "oxidizing" the carbon, which amounts really to burning. Thus germ life is destroyed by ozone.

This principle is applied in various ways for purposes of sanitation, particularly to the purification of water. The city of Paris, after many years' experience with sand filtration, has recently adopted a process of purifying its water supply, derived from Marne River, by means of electrically produced ozone. This decision has been reached after ten years of careful experiments in which ozonization has been placed in competition with filtration in all its forms.

But the ozone process is not alone applicable to work on a large scale, for apparatus is now made for purifying small quantities of water to be used in the home. A small installation of this kind is shown in the picture.

An electric switch is turned and two or three valves are opened and the operation needs no further attention. Alternating current, which is most commonly used for lighting purposes, is stepped up in voltage, by a transformer in the cabinet, to an elec-


trical pressure of 10,000 volts. This high pressure causes the electricity to jump across an open space between hundreds of little discharge points, causing what is known to electricians as a silent discharge. This silent discharge changes the oxygen of the air into ozone. The suction of the water flowing through the system of tubes and jars above draws the ozone from the point where it is generated and at the same



WATER OZONIZER

time causes a continuous supply of atmospheric air to pass over the discharge points. The ozone is then drawn into the pipes and mingles with the water, sterilizing it.

Our sweeping and dusting are already electrified: exit the broom and enter the electric pneumatic cleaner. It almost seems as though we would soon have an "electric cook and housemaid," completely automatic, capable of doing the work for a large family in a couple of hours' use per day, and started and stopped at the turn of a switch.



# JUNIOR SECTION


## EDISON'S EARLY ELECTRIC LOCOMOTIVE

Every boy who is ambitious to make a name for himself in the electrical profession of course has Thomas A. Edison as his model—Edison who invented the incandescent lamp, the phonograph and a hundred other things, and who started out in life as a telegraph operator up in Michigan. During his career Edison has had a hand in almost everything electrical and among other things he was one of the pioneer inventors in the electric railway field. In the early part of 1880 he constructed an electric railway some 90 rods in length at Menlo Park, N. Y., over which he operated one of the queerest looking locomotives that could be imagined. Some of the junior readers have doubtless never heard of this achievement of their

hero, so the accompanying picture is reproduced to show this odd forerunner of the electric car.

Right in front is the electric motor, belted to the axle, and it isn't the kind of motor that is used nowadays. It is the old Edison motor—for Edison had been working on motors some time before he applied one to a locomotive. The motorman did not pound a foot gong as he does now. He rang a bell, as does the engineer on a steam locomotive. There was also an odd looking searchlight, and in the picture it appears to be a suspended incandescent lamp.

Odd as this locomotive may look today, it was nevertheless thought to be a very wonderful and perfect affair some 29 years ago.



EDISON'S EARLY ELECTRIC LOCOMOTIVE

# PLAYING BASE BALL AT NIGHT

BY J. R. SCHMIDT

The first real base ball game ever played after dark took place on the night of June 17th at the National League base ball park in Cincinnati. Dating from that time, throughout the summer and fall months, there will be base ball games at night (the regulation game with regulation ball and bat), track meets and other outdoor sports. All this is made possible by one of the most wonderful electric searchlight equipments ever installed. The night baseball scheme is backed by a regularly financed company of which Mr. August Herman, well known base ball magnate, is president and manager. And it is said that over \$5,000 was spent on the lighting equipment alone, in order that the Cincinnati "fans" might enjoy their favorite game after working hours.

Mr. George F. Cahill, an electrical engineer, inventor of the system of illumination, says no instrument has been found as yet that will measure the intensity of the light thrown upon the field by the searchlights, but he claims that the illumination from a single lamp is many times stronger than that from any other known electric light. It is evident that the light must be strong and steady to permit of playing the game with any degree of accuracy. The two pictures on the next page are from photographs taken at night with no other source of illumination than the searchlight, and

although there are naturally defects in the negatives they give a good idea of the almost daylight brightness which prevails upon the field.

The construction of the lamps is original and simple enough. There is a large galvanized iron hood, bell shaped, in which burn specially constructed carbons  $1\frac{1}{2}$  inches in diameter. These lamps take current at 110 volts. No lenses are used to concentrate the rays but the hood directs them upon that part of the base ball field where they are most needed. The current supplying these lamps is manufactured upon the grounds by an alternating current dynamo of 235 volts, 250 horsepower. There are 14 lamps in all and the excess current developed is taken care of by large wire rheostats as shown in the detail picture of the lamp.

These unique lamps are located at convenient points encircling the big field. Ten of them are mounted on steel towers 100 feet in height. They are arranged in pairs and their illumination is so intense that every corner of the field is almost as bright as daylight.

The towers are so situated that there are lamps behind each fielder while others are mounted upon the roof of the covered bleachers and the grand stand, but situated so that their rays will not blind the players.



SEARCHLIGHT AND TOWER



PLAYING BASE-BALL AT NIGHT ON THE ELECTRICALLY ILLUMINATED FIELD IN CINCINNATI



**SELF EXCITED ALTERNATOR**

BY FRED R. FURNAS

There are a great many interesting experiments possible with alternating current, which the average student of electricity cannot perform on account of not having this form of current available.

The device illustrated in this article shows how any small shunt wound, two-pole direct current dynamo may be converted into what is known as a "self-excited" alternator. If your dynamo is series wound, that is, with the two field coils connected in series with the armature, you cannot use this device unless you "excite" or energize the field from dry batteries in a separate circuit. The field coils of all dynamos, whether al-

In large alternators the necessary direct current for the field is generally obtained from a small direct current generator, under which arrangement the machine is said to be "separately excited." In some machines, however, a commutator is used to change part of the armature's output to direct current for exciting the fields. The machine is then "self-exciting," and to this class Fig. 1 belongs. Fig. 2 shows the armature

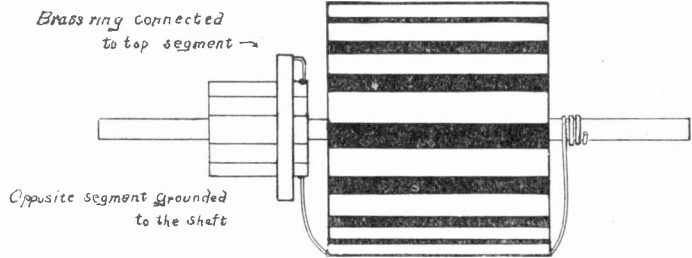


FIG. 2. METHOD OF CONNECTING

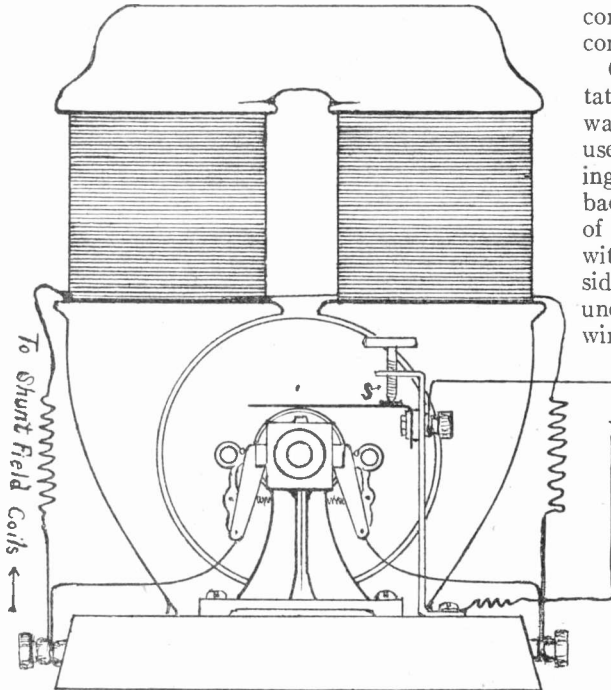


FIG. 1 SELF EXCITED ALTERNATOR

ternating or direct, must be supplied with direct current, as alternating current reverses its direction of flow many times per-second, and the magnetism set up through the armature would reverse just as often, preventing the dynamo from generating current.

core with the windings left off to avoid confusion.

Connect a segment of the commutator to the shaft in any convenient way, soldering the joints. The writer used the method shown in the drawing, connecting to the shaft on the back side of the armature by means of a wire, as the windings interfere with getting to the shaft on the front side. There is usually room enough under the armature bands to push a wire through one of the slots as shown.

*Alternating Current*

The segment directly opposite the first is connected to a brass or copper ring mounted on the fibre clamping ring used on all small commutators to hold the segments together. In attaching your brass ring, be sure that it is insulated from the commutator.

The brush holder is rigged as shown in Fig. 1, with a rather stiff strip of spring brass for a brush to rub on the ring. The binding post bolted through the upright iron support must be well insulated from the latter, and a small flake of mica must be pasted under the point of the adjusting screw (s).

The binding post attached to the brush

is one terminal for the alternating current. The other terminal for the alternating current may be connected to any convenient place on the iron frame of the dynamo, where it is handy to attach a wire. Wipe the oil from the bearings, and use graphite instead, although this is not strictly necessary. Only just enough direct current will be taken from the armature to magnetize the field, when alternating current is being delivered, but if so desired, alternating current and direct current may both be taken out at the same time, the direct current being taken off from the commutator brushes in the usual way.

#### ELECTRIC ALARM CLOCK

The accompanying diagram indicates an easy way to rig up an electric alarm and is practically self explanatory, (A) and (B) being the points of contact and the dotted lines being the connections made at the back of the board on which the apparatus is mounted.

The board is about 10 by 12 inches and has an ordinary bracket shelf about four inches wide. The battery (one dry cell) stands on this shelf, also the clock, which is an ordinary alarm clock of cheap grade. Under the shelf or in any part of the room or in another room is fixed a 2½ inch call bell with an ordinary one-point switch.

Contact points (A) and (B) are merely two screws standing out about ⅜ inch from the board and ⅜ inch apart, to which the wires are attached, and (C) is a small screw hook on which to suspend the clock.

Simply wind the clock and set the alarm at whatever time you wish, placing the key on the back of the clock which winds the alarm perpendicularly between (A) and (B). The switch is then put on the connecting point. When the alarm goes off the key at the back of the clock turns, connecting points (A) and (B), which completes the circuit and rings the bell, until the switch is turned off.

#### SIMPLE ELECTRIC HEATER

BY PHILIP M. EAMES.

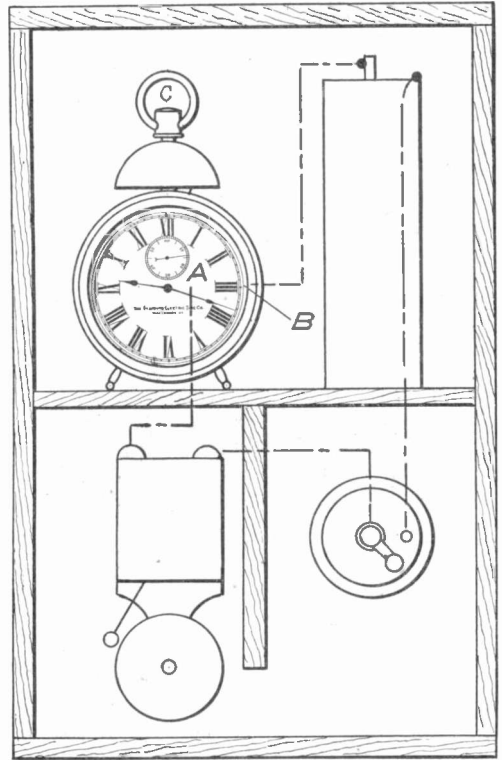
It is a simple matter to build a small electric heater, which, although it may not be quite as efficient as the ones turned out by the big companies who have spent years in experimenting on the subject, nevertheless will be found to work quite satisfactorily and will at the same time afford the

builder a new type of apparatus on which to demonstrate his constructive ability.

The material needed (and cost of same) to build an electric heater are as follows:

3 feet No. 14 asbestos covered wire.....	.10
2 pieces of sheet copper 14" x 6" x 1-32".....	.35
2 pieces of sheet asbestos 14" x 3½" x ½".....	.10
1 piece of sheet asbestos 12" x 2" x ¼".....	.05
50 feet No. 14 bare german silver wire.....	.20
Total.....	.80

Proceed to wind 108 turns of the German silver wire around the small piece of asbestos,



ELECTRIC ALARM CLOCK

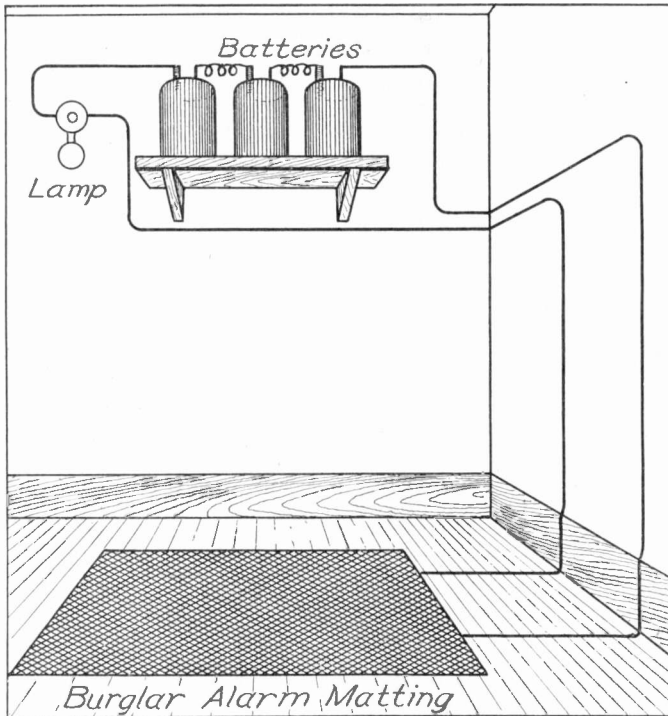
seeing that they do not touch at any place. Put the two loose ends of the wire through the asbestos to hold them firmly.

Place this piece of asbestos (the one with the wire on it) between the two larger pieces and bolt them together with some binding posts (the ones that come off the carbon in dry batteries will do). Connect the asbestos covered wires with the ends of the resistance wire, and run them out of one side of the heater. Put the whole between the copper sheets and rivet them together.

This heater will be suitable for 110 volt alternating or direct current.

**AUTOMATIC BEDROOM LIGHT**

A very convenient bedroom light may be fitted up by using what is called "burglar alarm matting," obtained at electrical supply



AUTOMATIC BED ROOM LIGHT

stores. This matting is made especially for the purpose and is so interwoven with wires that merely stepping on the mat at any point will close a circuit connected to two terminals supplied at the edge of the mat. To arrange a bedroom light connect up as shown in the diagram.

Use a miniature six-volt lamp and three or four dry cells in series as shown. Connect one side of the battery to one terminal of the mat. From the other terminal of the mat run a wire to the lamp, and then connect the other terminal of the lamp with the other side of the battery.

Everything is now complete. In the night step out on the mat, trusty revolver in hand, and, Presto! the lamp lights up, enabling you to shoot the burglar exactly in the center of the heart. Or, if there is no burglar there, you can easily convince yourself that you only got up to see what time it was anyway.

Manifestly another use for the matting would be to place it in front of the door and connected to an alarm bell instead of a lamp. In that case any one entering the door and stepping on the mat would cause the bell to ring.

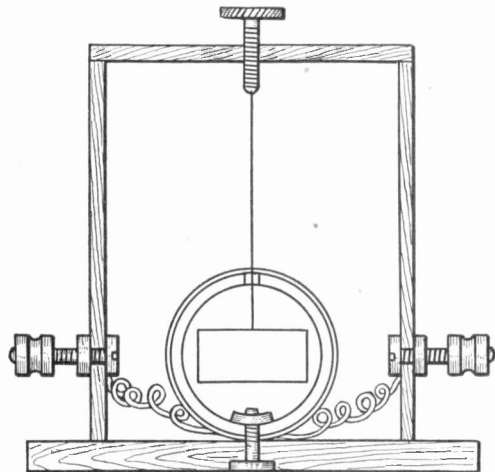
**PRACTICAL GALVANO-METER**

BY GORDON PHILIP.

As an amateur experimenter, I have often felt the need of a delicate galvanometer, and here is the description of one I made after some experimenting. The cost is but trifling, and when well made the instrument is as delicate as could be wished.

The material used in its construction can be found around any workshop or in the scrap heap. For the core a piece of iron or steel tubing about two inches in length and the same in diameter, is needed. Drill two holes through the tube in the middle and on opposite sides as shown in the diagram. Now wind on several layers of fine wire, the more the better.

Take care in winding not to let any of the turns pass over the holes. Mount the coil



PRACTICAL GALVANOMETER

thus formed on a suitable base and give the whole a heavy coating of shellac. A long battery binding post can be used in fastening the coil, the screw passing through one of the holes drilled in the tube.

The needle, or in this instance it is a vane, is an ordinary safety razor blade magnetized by rubbing it with a bar magnet. Suspend it by means of a long silk fibre. Place it in the centre of the coil and pass the thread up through the hole. The upper end of this thread is attached to the top of the case in which the instrument is to be kept. A tall box with a glass front will do for the case. The ends of the coil are fastened to two binding posts taken from old batteries.

To use the instrument have the strands of wire parallel to the needle, which will point north and south if not close to a magnetic body. As the needle does not come quickly to rest some patience may be needed in using it. A brass pin set in the coil will prevent the needle from whirling around when the current is first applied.

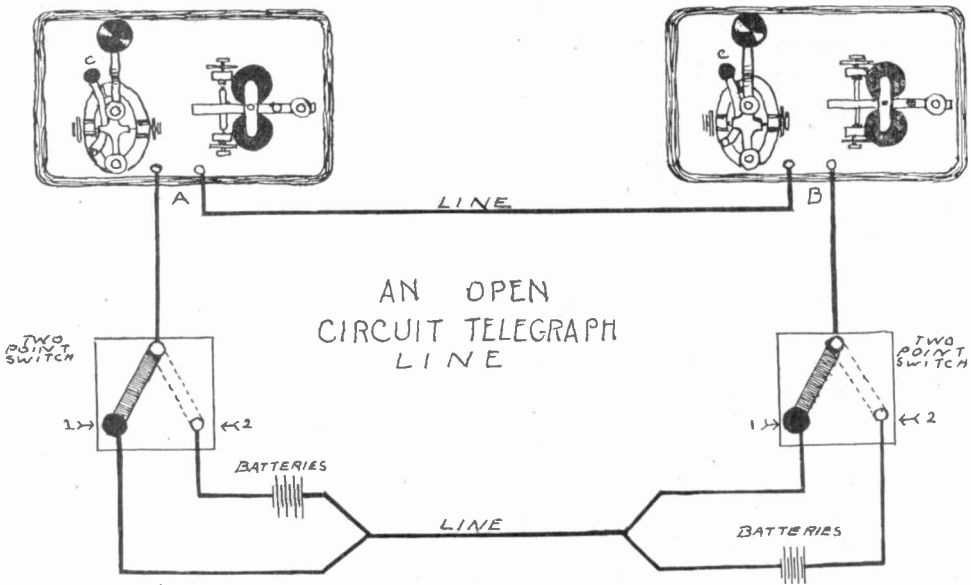
With such an instrument the current given by a small motor, when the armature is whirled in the fingers, can easily be detected by the deflection of the suspended blade, and with five or six cells the current that passes through a person's finger can be registered if a little care is taken.

## AN OPEN CIRCUIT TELEGRAPH

BY GLEN M. ROYSTON

The plan for an open circuit telegraph system shown in the diagram differs materially from the one shown in the March issue of Popular Electricity, and no doubt

When the line is not in use, the switch is kept on (1) in the two point switch and the circuit breaker (c) is closed. This applies to both ends of the line.



OPEN CIRCUIT TELEGRAPH

some of the junior readers will find pleasure and experience in building and operating such an equipment. The diagram shows very plainly how all the parts are connected, and when properly put together the mode of operation is as follows:

Now suppose (A) wishes to talk to (B). He puts his switch over on point (2), which brings his batteries into the circuit. Then (A) calls in the usual way. The batteries at each end must be strong enough to run both instruments on one set of batteries.

## QUESTIONS AND ANSWERS

Readers of Popular Electricity are invited to make free use of this department. Knowledge on any subject is gained by asking questions, and nearly every one has some question he would like to ask concerning electricity. These questions and answers will be of interest and benefit to many besides the one directly concerned. No consideration will be given to communications that do not contain the full name and address of the writer.

### Magnetic Release Locks

*Question.*—I wish to install some electric door locks in my home and do not know just how to arrange them. I want to operate them with dry batteries. Will you give me some idea by drawings how these locks operate, how they are installed, and the best way to connect them.—E. F. S., Chicago, Ill.

*Answer.*—In Figs. 1 and 2, the interior parts of a magnetic release lock are shown. Similar parts are lettered alike in all figures.

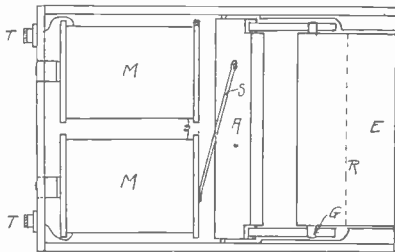


FIG. 1. MAGNETIC RELEASE LOCK—  
SIDE VIEW

Two dry cells connected as illustrated in Fig. 4, through a push button, (PB) are sufficient for operation. From (T) the circuit leads through the coils, (MM), in series. Closing the circuit through the button,

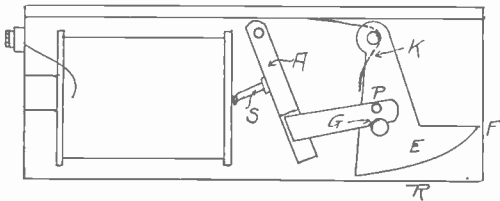


FIG. 2. MAGNETIC RELEASE LOCK—PLAN

(PB), energizes the core of the magnets, (MM), attracting the soft iron armature, (A). This pull is just strong enough to overcome the tension of the spring, (S). Referring to Fig. 2, (G) is released, and (E) may be pushed back against the force exerted by spring, (K), the release arm (A) being pivoted at (P). In Fig. 3 is shown a spring plunger, (SP). As soon as (E) is released by operating the push button (PB), the spring plunger (SP) pushes the door (E) back along (D), allowing one to pull the

door open. These locks are made with the catch (E) extending, as in Fig. 3, or as in Fig. 2, flush with the edge (F) and open

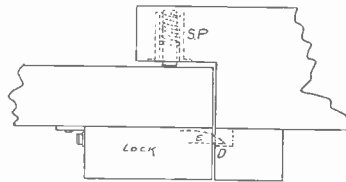


FIG. 3. SPRING PUSH

under (E) at (R). This lock can be operated only by current through the coils, no other means, as a key, being provided for.



FIG. 4. CONNECTIONS

If the lock is placed on the door, Fig. 3, and the wires concealed in the woodwork, two sliding contacts should be placed at the upper hinged corner of the door.

### Making an Electromagnet

*Question.*—Will you tell me how to determine the pull of an electromagnet?—H. McN., Corocal Canal Zone, Panama.

*Answer.*—Knowing the kind of metal of which the magnet is made, look up in tables compiled for this purpose the number of lines per square inch this metal carries at the saturation point, and also the number of ampere turns necessary to cause this flux density. Having a given voltage to work with use the wire whose resistance is such that by ohm's law, ( $C = \frac{E}{R}$ ), C is what is required. Then from formula

$$B = 1316.6 \sqrt{\frac{\text{Pull in pounds}}{A}}$$

where B=lines per square inch of magnet, and A=lifting area of magnet in square inches, by substituting, the pull in pounds may be determined.

**Magnetos; Edison Three Wire System**

*Questions.*—(A) What is the voltage ordinarily obtained from a telephone magneto-generator? (B) May a magneto armature be wound with heavier wire for lower voltage and equipped with a commutator for direct current? (C) Can a magneto be run continuously without weakening the field? (D) Is blue vitriol the only necessary chemical to make a gravity battery? (E) Explain the Edison three-wire system.—O. M., Wayland, Mich.

*Answers.*—(A) The voltage given by a magneto generator depends upon the speed of the armature, the number of turns of wire on the armature, the strength of the magnetic field and the spacing between the armature and the field faces. One thousand revolutions per minute is the usual speed of hand driven magnetos. The voltage varies from 40 to 80 volts.

(B) Yes, both field coils and armature may be wound this way to reduce the voltage and increase the current output. The voltage, it must be remembered, however, is directly proportional to the number of conductors on the armature. The armature may be equipped with a commutator to furnish direct current.

(C) Yes, if not subject to vibration or shock, for as you know this tends to lessen permanent magnetization. A permanent bar magnet may be demagnetized by several sharp taps from a hammer.

(D) Yes.

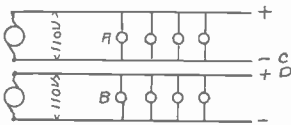


FIG. 1.

(E) Briefly, to step up to the principle of the three-wire system, let Fig. 1 represent two two-wire circuits, each operated by 110-volt dynamos. Assume lamps (A) and

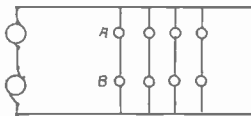


FIG. 2.

(B) placed as shown. It is plain that they may be connected in series as in Fig. 2, which does away with two wires (C) and (D); but, in case one lamp burns out or is turned off the other goes out also. For this reason a third wire (E), Fig. 3, is extended from the middle point of the two

dynamos. By this arrangement any lamp may be put out without affecting the others. This middle wire is called the neutral (+), because it is negative as to one conductor

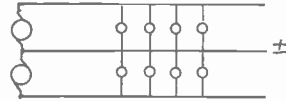


FIG. 3.

and positive as to the other outside wire. In Fig. 3 the system is balanced, that is, there are as many lamps on one side of the neutral as upon the other. If, however, as in Fig. 4, the load is not equally dis-

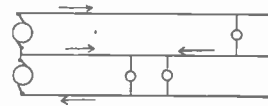


FIG. 4.

tributed, the neutral supplies the difference as indicated by the arrows. If the lamps are burning on one side only, the dynamo on the other side will do no work, while the neutral wire will act as positive or negative main according as the working dynamo is connected to the positive or negative main wire. The less the load is balanced the larger must be the neutral wire. This wire is seldom made less than one-half the size of the outside wires, and is often of the same size. One of the points favoring the system is the saving in copper wire. The outside wires need be only one-fourth the size required for the same power delivered by means of the two wire 110-volt system. With the neutral as large as the outside wire the total amount of copper is only  $\frac{1}{4} + \frac{1}{4}$ , or  $\frac{1}{2}$  of that required for the two-wire 110-volt system.

**Condenser Capacity; Bell Operated by a Solenoid**

*Questions.*—(A) Please inform me how I can make the following condensers: one of one-half microfarad capacity and one of two microfarads. (B) Can a bell be made to operate on the principle of the solenoid, this being the hammer, and use alternating current?—W. H. F., Denver, Colo.

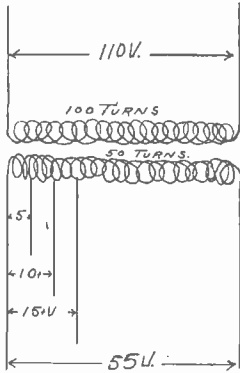
*Answers.*—(A) See page 35 of May, 1909, issue. A condenser of one microfarad capacity contains about 3,600 square inches of tinfoil.

(B) Such a bell could be made, the solenoid being so arranged as to open the coil circuit as it was drawn up.

### Transformer Taps for Various Voltages

*Question.*—How may a transformer be arranged so that with its primary connected to 110-volt mains, 5, 10, 15 and 50 volts may be taken off the secondary winding?—R. H. W., North Abington, Mass.

*Answer.*—The diagram shows the manner of connecting taps on the secondary to secure the required voltage. Slightly more than 5,



METHOD OF CONNECTING TRANSFORMER TAPS

10, 15 and 50 volts will be obtained as 1-10 of 50 turns is included between the 5-volt taps, 2-10 of 50 turns between the 10-volt taps and so on, the ratio of the transformer being 2 to 1.

### Open and Closed Core Transformers; Induction Coil on Alternating Current

*Questions.*—(A) What is the difference between open and closed core transformers? (B) Which is the more efficient? (C) Give dimensions of 500 watt transformer fulfilling answer to (B). (D) Can an induction coil be used on alternating current, 110 volts, 133 cycles, 5 amperes? If so, how?—F. H., Alden, Ia.

*Answers.*—(A) In the open core transformers the iron core forms the part on

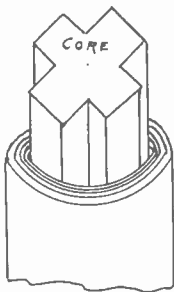


FIG. 1. OPEN CORE TYPE

which the coils are wound. Fig. 1 illustrates this type. In shell or closed core transformers the iron surrounds the coils. Fig.

2 shows the arrangement in the ordinary closed core type.

(B) One important point to observe in transformer construction is to so place the coils with reference to each other that all the

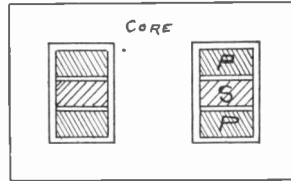


FIG. 2. CLOSED CORE TYPE

magnetic lines passing through one, must pass through the other, thus avoiding what is called magnetic leakage. We do not know that one type is more efficient than the other as leading manufacturers employ both types.

(C) Consider a core type transformer, provide a circular bundle of wire 12 inches in length by three inches in diameter, or a mass of laminated iron of the same length and cross section.

(D) Yes, by using the chemical rectifier described on page 235 of this issue, with resistance in series. See also Electrolytic Interrupter, page 245.

### Six Volt Lamps

*Questions.*—(A) I have a 6-volt, 40 ampere-hour storage battery with which I am lighting Tungsten 6-volt lamps. They are 6 candle-power apiece. How many amperes do they require? (B) How many hours service will there be if the battery is placed on one light? (C) How many lamps can I use at one time without overtaxing the battery? (D) What are the highest candle power 6-volt lamps obtainable and where?—M. W. S., Chicago.

*Answer.*—(A) If you refer to the Tungsten sign lamp, would say that this lamp is rated at 8 to 12 volts, 5 watts, and 4 candle power. Watts ÷ volts gives current; there-

fore  $\frac{5}{10 \text{ (average)}} = 0.5$  ampere.

(B) A 40 ampere-hour battery should furnish 40 amperes for one hour or one light for 80 hours.

(C) That depends upon how long you wish to use the battery. The battery will give its rating. You can of course use up the 40-ampere-hour capacity quickly or by using little current make the battery last a longer time.

(D) The tungsten is the highest efficiency lamp now made. It may be purchased from any lamp dealer or electric supplyhouse.



**Morse Relay; Recharging Dry Batteries; Telegraph Lightning Arrester**

*Questions.*—(A) What size and how much wire should I use to wind a 20 ohm Morse telegraph relay? (B) Would the battery solution described in answer to F. C. S., June issue, do to recharge dry batteries? (C) Please give wiring diagram and plan for telegraph lightning arrester.—C. R. R., Turner, Ore.

*Answers.*—(A) A Morse 20 ohm relay is wound with fourteen layers of No. 25 B. & S. gauge silk covered wire on each core.

(B) Yes.

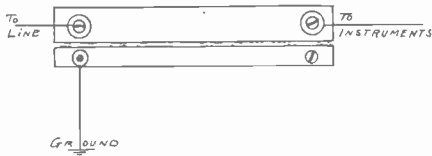


FIG. 1. SIMPLE LIGHTNING ARRESTER

(C) Fig. 1 shows connections for a lightning arrester and also the plan for same. Two strips of brass are used. The upper strip forms part of the line circuit. The lower strip is separated from the upper one by a small air space. When the line is struck by lightning the electricity jumps from the sharp points of the upper line strip, across the air gap to the grounded strip and into the earth.

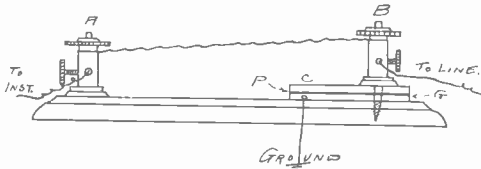


FIG. 2. COMBINED LIGHTNING ARRESTER AND FUSE

Fig. 2 shows a combination of fuse and ground plate arrester. Between binding posts (A) and (B) extends a piece of fuse wire, protecting the office apparatus in case of a cross with high voltage or lighting circuits. Two brass plates (C) and a ground plate (G) are separated by layers of paraffin paper, which, in case of a lightning discharge from the line to binding post (B), are punctured, the charge going to ground.

**Induction Motor**

*Question.*—Please inform me how I can convert a 50-volt, 125 cycle induction motor into a 60 cycle 110 volt machine; also change a 125 cycle, 110 volt machine into a 60 cycle, 110 volt motor.—F. E. B., Riverdale, Md.

*Answer.*—See answer to J. E. D., Dec., 1908, issue. For a good book on the sub-

ject write any publishing house of scientific books for their catalogue in this line, and select from it such as you think will answer your purpose. If you state your need they will be glad to advise you.

**Condenser; Induction Motor; Volt Meter; Liquid Rheostat; German Silver Resistance**

*Questions.*—(A) I have a one-fourth inch jump spark coil which will give a short spark and then stop for a moment. If it is the condenser, kindly tell me how to make one for the coil. (B) Will you give details of how to build an induction motor? (C) Is there any way to stop the pulsations of an alternating current? (D) Can a small voltmeter be easily constructed—one for about 90 volts direct current, that can be left on the line. (E) What liquid besides water would you advise for a liquid rheostat? (F) How much German silver wire would it take to reduce 110 volts to 10 volts?—W. J. S., Binghamton, N. Y.

*Answers.*—(A) Your trouble is probably in the condenser. For your coil the condenser should consist of 25, three by one and one-fourth inch sheets of tinfoil. See "Spark Coil Construction and Operation," May, 1909, issue, for details of condenser.

(B) This is a question requiring elaborate design and calculation and can hardly be answered in this department.

(C) See answer to S. N., June, 1909, issue.

(D) See "To Make a Voltmeter," April, 1909, issue. For one of higher range must refer you to standard instruments.

(E) Water and five per cent sulphuric acid.

(F) That depends on the size of the wire. 275 feet of No. 35, "30 per cent" wire will do the work.

**Reducing Speed of an Induction Motor**

*Question.*—I have an induction, 60 cycle desk fan. Is there any way to reduce the speed to a low rate and not increase the wattage?—M. S., Pine Bluff, Ark.

*Answer.*—The speed of an induction motor may be reduced by increasing the number of poles, which is impracticable, or by lowering the frequency. The following formula applies:

$$S = \frac{2N}{P}$$

Where S=revolutions per second,

P=number of poles,

and N=frequency in cycles per second.

See answer to J. E. D., Dec., 1908, issue.

**Current Through Body; Bichromate Battery**

*Questions.*—(A) What is the strongest current that can be taken through the body without fatal results? (B) I made a bichromate battery using a quart fruit jar and put in four ounces of sulphuric acid. Was this too much? (C) Does it do any good or harm to add more bichromate of potash than the dilute sulphuric acid will dissolve?—C. V. S., Three Oaks, Mich.

*Answers.*—(A) We know that some persons are killed by contact with low voltage wires, while others come in contact with high voltage and live. To explain this we must remember that the current strength depends upon the voltage and also upon the resistance of the conductor which in your question is the body. The resistance of the body has been found to be variable. Men working in a place where acid vapors or a damp atmosphere prevail might have the resistance of the body so lowered as to get a fatal current through the body by contact with a 110-volt circuit. Cases are on record where in a bath persons with the body wet, and standing on grounded metal work have been killed by 110 volts. We cannot answer your question more definitely than by referring to Herr Hermann Zipp who has given this subject much study. He tells of placing one hand on a 1,000 volt transformer between the contact terminals. His system received a severe shock but no other ill effects. He says: "If, however, the contact had been made with both hands, a current equal to 100 milliamperes (.1 ampere) would have passed through my system even if the resistance had been as high as 10,000 ohms, and death would certainly have resulted." It is also believed that the current has a chemical action upon the body's liquids, and for this reason the portion of the body brought in contact with a circuit would determine how much current could be received without injury.

(B) No.

(C) We do not know that any detrimental effect would result. The usual proportions for such a cell are: potassium bichromate, 1 part; sulphuric acid, 3 parts; water, 9 parts.

**Storage Battery to Run Motor**

*Question.*—How can I make a storage battery that will run a  $\frac{1}{4}$  H. P. motor for three hours and not be too heavy?—H. R., Muskogee, Okla.

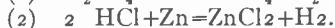
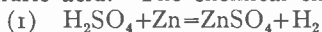
*Answer.*—You do not state the voltage of the motor so we assume 80, that being common on automobiles. A battery giving 21 amperes for four hours would weigh about

42 pounds. See answer to E. F., March, 1909 issue, for construction of battery.

**Hydrogen**

*Questions.*—(A) How is hydrogen gas produced? (B) What is its lifting power per cubic foot? (Can hydrogen be compressed? (D) By compressing same could the lifting power be increased?—R. L., Visalia, Cal.

*Answers.*—Hydrogen may be obtained by electrolysis as explained in the May, 1909, issue. A second way is to dissolve magnesium in dilute sulphuric acid. The hydrogen so obtained is very pure. The chemical action is:  $H_2SO_4 + Mg = MgSO_4 + H_2$ . For laboratory purposes zinc may be placed in dilute hydrochloric acid or sulphuric acid. The chemical changes are:



(B) Allowing the specific gravity of air to be represented by 1, hydrogen has a comparative weight of .069; that is, its weight as compared with an equal volume of air is only one-fourteenth as much. In the Soudan War balloons were much used. From their tests a volume of hydrogen occupying 4,150 feet was sufficient to lift a weight of about 150 pounds 3,000 feet up into the atmosphere. Its lifting power would also vary according to the density of the air.

(C) Yes. In the war above noted hydrogen gas was put up at the gas station and sent to the front, by compressing it in cylinders twelve feet long by one foot in diameter. Each cylinder, built of strong iron weighed with the contained gas, half a ton.


(D) You know the law concerning a body immersed in water. The body loses in weight the weight of the water displaced. Would you gain anything by compressing the immersed body into smaller space? Study your problem by assuming the water in a pail to represent the ocean of air around the earth, and a cork held at the bottom of the pail to be a balloon moored at the surface of the earth. Two men of equal weight go swimming. One is closely built and hard of muscle, the other is loosely framed and larger. Which one will have to exert the most energy to keep afloat. Why?

The legislature of North Carolina has passed a law requiring all the railroads within the state to equip their engines with electric headlights of not less than 1,200 candle-power.

## NEW ELECTRICAL INVENTIONS

### ELECTRIC RAT TRAP

A unique rat trap devised by Byron S. Ames of Williamsport, Pa., is shown in the sketch and is said to do the work every time. It looks something like the ordinary electric bell, only it is larger. The lower part of the metallic bell-shaped piece is connected to one side of an electric circuit.

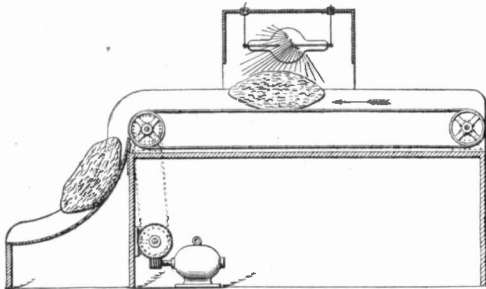


ELECTRIC RAT TRAP

The upper part, insulated from the lower part as shown by the heavy black line, is connected to the other side of the circuit. On top is placed the usual bit of cheese. When the rat goes to nibble at the cheese he steps across the two sections of the bell and receives a shock, and then it is his funeral.

### A NEW WAY OF TREATING TOBACCO

It is known among dealers in tobacco and the manufacturers of products from tobacco, that in the course of a year large quantities



TREATING TOBACCO WITH X-RAY

of the leaf are destroyed by small insects, the chief of which possibly is *Lasiderma serricornis*, commonly known as the cigarette beetle. In addition to this beetle, however, there are probably 150 other small insect creatures which prey upon tobacco and occasion its injury if not destruction. The

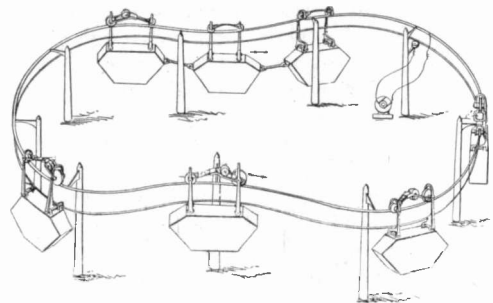
result of the devastating action of these parasitic insects is the destruction of millions of dollars' worth of tobacco during each year.

It is the object of an invention by Franklin S. Smith of Philadelphia, Pa., to subject tobacco to a treatment which not only will destroy these insects but will also destroy their eggs, the larvæ, and the pupæ, and thus preserve the tobacco for an indefinite period. It is necessary that this treatment of the tobacco, for the purpose stated, shall itself have no deleterious or injurious effect upon tobacco.

He discovered the fact that tobacco may be subjected to the action and effect of X-rays, which occasion the destruction of the eggs, the larvæ, the pupæ and the adult insects, without injury or danger of causing deterioration of the tobacco.

### ELECTRIC TELPHER SYSTEM

The term telpherage is applied to small overhead track systems on which are suspended cars or carriers which are propelled along the tracks. Numerous forms of electric telpher systems have been devised




ELECTRIC TELPHER SYSTEM

which make use of electric motors for propelling the wheels of each individual car. Such a system is shown in the diagram and is the invention of Barnett W. Harris of Buffalo, N. Y. There is an upper cable which carries the weight of the cars and also forms one side of the electric circuit. Below this is a wire which forms the other side of the circuit. The special feature of the system is an arrangement whereby the cars or carriers may be operated in trains.

### A NEW INSULATING JOINT

In the installation of combination gas and electric fixtures it is required that the fixture support be insulated from the main piping system at the point where it is screwed into the gas outlet. A new insulating joint of this kind is shown in the cut, showing at the



NEW INSULATING JOINT

left a longitudinal sectional view. The screw threads, top and bottom, receive the outlet pipe and the fixture support respectively, and are insulated from each other by the horizontal strip or disk. The gray material on the outside is also insulating material molded and compressed over the threaded members. Outside of all is a drawn steel casing which gives strength and protection. The stone-like insulating material is a sort of artificial quartzite and has been given the name of Di-el-ite.

### ALUMINUM WELDING

Aluminum cannot be welded to aluminum by means of a blow torch, although it can be welded to other metals in this manner. Uniting aluminum to aluminum by means of solders of various kinds has also been more or less unsatisfactory, since the solder and the aluminum, being two different metals, form a sort of battery in the presence of water and the electrolytic action thus set up gradually corrodes or eats away the metals, resulting finally in a poor joint for electrical work.

The inability to make a good weld is due to the fact that at the high temperature which must necessarily be employed, a skin or film of oxide forms on the surface of the aluminum to be welded, and this film despite its extreme thinness prevents the fused edge or surface of one piece from uniting with the fused edge or surface of the other piece.

In order to make such a weld possible, a process has been patented by Max Ulrich Schoop of Bois Colombes, France, which employs a special flux which will reduce

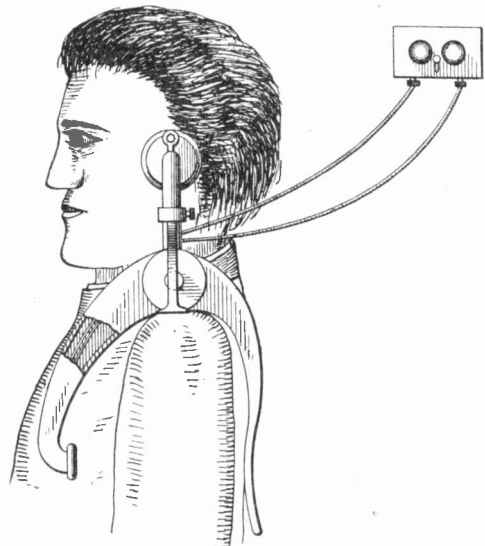
the layers of oxide which are formed, and using preferably the oxy-acetylene flame as a source of heat. This mixture consists of

Potassium chloride	.....60 parts
Sodium chloride	.....12 parts
Potassium bisulphate	.... 4 parts
Lithium chloride	.....20 parts

It is preferably fused in a platinum dish, then crushed in a mortar and sufficient water added to form a thin paste. If a blow pipe flame of lower temperature than that produced by the oxy-acetylene flame be employed, such, for instance, as that produced by oxygen and illuminating gas, or oxygen and hydrogen, it is desirable to increase the proportion of potassium bisulphate in order to lower the point of fusion of the mixture.

### UNIQUE TELEPHONE

Eugene Koehler of Philadelphia, Pa., is the inventor of a new type of telephone in which the vibrations of the speaker's body are made to affect the transmitter directly, rather than through the agency of air waves

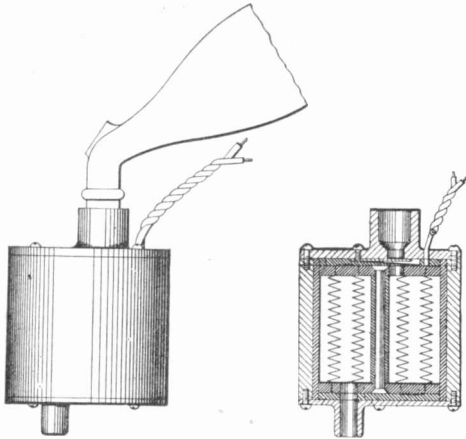


UNIQUE TELEPHONE

as in the ordinary telephone. This unusual apparatus consists of three members so arranged that when the whole device is placed upon the shoulder the receiver will be against the ear of the user, the transmitter, on a long curved arm, will rest on the breast and a clamping arm will slip down over the shoulder blade, holding the instrument in place.

**ELECTRIC AIR HEATER**

An electric air heater designed for use in barber shops, hair dressing parlors, etc., is the invention of Louis A. Siebert of Columbus, Ohio. It is a simple device, consisting of a small cylindrical casing of a size suitable to be held in the hand with a connection leading into it for the attachment of the tube from a source of compressed



ELECTRIC WIRE HEATER

air. Another opening for the exit of the air is supplied with a funnel shaped nozzle for dispersing the air blast. Inside the casing are a number of coils of resistance wire through which electric current is made to flow during the operation. The passage of the current through these wires causes them to heat up almost to incandescence, warming the air blast.

**AUTOMATIC STREET CAR SIGNAL**

An ingenious device has been invented by C. W. Mallins, general manager of Liverpool Corporation Tramways in England. The device consists in the footboard of a car working on a hinge, so that when a passenger steps on it it gives slightly and presses on an electric contact which automatically switches on a lamp near the motorman in the front of the car. The motorman then slows up in response to the signal, and as soon as the passenger alights the lamp is extinguished.

It frequently happens in double-deck cars, which are extensively used in England, that a passenger riding below wishes to alight while the conductor is on top collecting fares. Mr. Mallins' invention will obviate the necessity of searching for the bell rope.

**BOOK REVIEWS**


**OPERATORS, WIRELESS TELEGRAPH AND TELEPHONE HANDBOOK.** By Victor H. Laughter. Chicago: Frederick J. Drake & Co. 1909. 180 pages with 87 illustrations. Price, \$1.00.

A book to strike the happy medium between treatises too rudimentary on the one hand and those too technical on the other will be appreciated by a large class of experimenters in wireless telegraphy, of whom there are literally thousands in the country today. Such a book has been written by the able young wireless expert Mr. Victor H. Laughter, who is well known to the readers of Popular Electricity through his many valuable contributions to its pages. Mr. Laughter had been long impressed with the fact that a book was needed which would not only teach the amateur the principles upon which modern wireless systems depend but also one which would explain clearly how to go ahead with the construction of simple equipments, which are among the most interesting of all electrical experimental apparatus. In this he has succeeded admirably and the book stands as one of the best elementary treatises for amateur experimenters to date. In reading over the text we find, naturally, a little at the beginning upon the history of the art and something about the early methods employed. But this is cut very short and the reader is plunged almost immediately into the practical subject of how to build a simple wireless set.

Wireless telephony, now that it is a demonstrated success, is arousing much interest in the minds of those experimenters who cannot rest until they have built an equipment which will actually transmit articulate speech without the agency of wires, so a chapter of the book is devoted to this important subject, describing the De Forest system, the Bell radiophone, the speaking arc, etc.

**HOW TELEGRAPHS AND TELEPHONES WORK.** By Charles R. Gibson. Philadelphia: J. B. Lippincott Company. 1909. 156 pages, with 15 illustrations. Price, 75 cents.

A small book written in simple non-technical language, dealing with telegraphs and telephones, such as would be useful to those who are specially interested in those instruments. A chapter on wireless telephony, and a short discussion of the electron theory, bring the volume thoroughly up to date.



Student (who is taking his girl out in his auto)--  
Fifty miles an hour! Are you game?  
The girl (as she swallows another pint of dust)--  
Yes; I'm full of grit!

\* \* \*

First Chauffeur--There's one thing I hate to run  
over, and that's a baby.  
Second Chauffeur--So do I; them nursing bottles  
raise Cain with tires.

\* \* \*

Mr. Martin--Mr. Miller is after findin' out why his  
cow went dry.  
Miss Hogan--An' phwat was it?  
Mr. Martin--His bye, Willie, milked the poor cray-  
ture wid wan of them new-fangled, dust-suckin'  
machines!

\* \* \*

"Colonel," asked the beautiful girl, "when was the  
most trying moment of your life?"  
"It was when I went to my wife's father for the  
purpose of asking him to let me have her. He was  
very deaf and I had to explain the matter before  
twenty clerks."

\* \* \*

Jack--It would please me very much to take you  
to the theater this evening.  
Miss Heavyweight--Have you secured the seats?  
Jack--Oh, come, now, you're not so heavy as all  
that.

\* \* \*

As Jones wended his uncertain way homeward he  
pondered ways of concealing his condition from his  
wife. "I'll go home and read," he decided. "Who-  
ever heard of a drunken man reading a book?"  
Later Mrs. Jones heard a noise in the library.  
"What in the world are you doing in there?" she  
asked.  
"Reading, my dear," Jones replied cheerfully.  
"You old idiot!" she said scornfully, as she looked  
in at the library door, "shut up that valise and come  
to bed."

\* \* \*

Magistrate--The man you ran down swears posi-  
tively you were grinning like a fiend before the car  
hit him.  
Trolley motorman--I was, your honor, but you will  
understand when I tell you, I was a chauffeur for three  
years before I got my present job and from force of  
habit I thought I could steer the car to avoid him  
after throwing the usual scare into him.

\* \* \*

A new clerk in the Statistical Department asked the  
meaning of "deficit." "A deficit," answered Mac,  
"is what you've got when you haven't got as  
much as if you just hadn't nothing."

"Are you related to Barney O'Brien?" Thomas  
O'Brien was once asked.  
"Very distantly," replied Thomas. "I was me  
mother's first child--Barney was th' sivinteenth."

\* \* \*

Ruyters Kramp--You didn't even read this story  
that you turned down.  
Magazine Editor--How do you know?  
Ruyters Kramp--I pasted several of the pages  
together, and they weren't opened.  
Magazine Editor--You don't have to eat the whole  
egg to know it is bad, do you?

\* \* \*

There was a young man from the city  
Who saw what he thought was a kitty  
"Come here, little cat."  
He said with a pat--!!  
They burned all his clothes--what a pity.

\* \* \*

One day the office boy went to the editor of a coun-  
try paper and said:  
"There is a tramp at the door, and he says he has  
had nothing to eat for six days."  
"Fetch him in," said the "ed." "If we can find  
out how he does it we can run this paper another  
month."

\* \* \*

The missing link scratched his--or its--head, in  
deep perplexity.  
"I'm certainly close to the people," mused the  
creature--or phase of development--"but where are  
the people? I don't see any!"  
Which was quite true, for the people, though they  
were next, as one may say, had not yet arrived.

\* \* \*

An American contractor visiting in England was  
inspecting some new construction work in company  
with the British contractor, and the latter was boast-  
ing of the rapidity with which English workmen could  
put up a building in case of necessity. "Why, look  
at this building," he said, "yesterday morning there  
was nothing on the ground but the foundation stones  
and now they are finishing the second story." "That's  
nothing," said his companion, "it very often happens  
in the United States that we start work on a building  
in the afternoon and next morning have to begin  
ejecting tenants for non-payment of back rent."

\* \* \*

"I observe that you never pull anybody's political  
chestnuts out of the fire."  
"No," answered the party leader and reorganizer.  
"My specialty is firing political chestnuts out of the  
pull."



THE INFORMATION BUREAU



## ELECTRICAL DEFINITIONS

Below are defined a few of the most common electrical terms. They are reprinted from month to month and will be of assistance in understanding the magazine text.

- Accumulator.**—See secondary battery.
- Alternating Current.**—That form of electric current the direction of flow of which reverses a given number of times per second.
- Ammeter.**—An instrument for measuring electric current.
- Ampere.**—Unit of current. It is the quantity of electricity which will flow through a resistance of one ohm under a potential of one volt. The international ampere is the current which, under specified conditions, will deposit .001118 gram of silver per second when passed through a solution of nitrate of silver in water.
- Ampere Hour.**—Quantity of electricity passed by a current of one ampere flowing for one hour.
- Anode.**—The positive terminal in a broken metallic circuit; the terminal connected to the carbon plate of a battery.
- Armature.**—That part of a dynamo or motor which carries the wires that are rotated in the magnetic field.
- Brush.**—The collector on a dynamo or motor which slides over the commutator or collector rings.
- Bus Bars.**—The heavy copper bars to which dynamo leads are connected and to which the outgoing lines, measuring instruments, etc., are connected.
- Buzzer.**—An electric alarm similar to an electric bell, except that the vibrating member makes a buzzing sound instead of ringing a bell.
- Candle Power.**—Amount of light given off by a standard candle. The legal English and standard American candle is a sperm candle burning two grains a minute.
- Capacity, Electric.**—Relative ability of a conductor or system to retain an electric charge.
- Charge.**—The quantity of electricity present on the surface of a body or conductor.
- Choking Coll.**—Coil of high self-inductance which retards the flow of alternating current. See self-inductance.
- Circuit.**—Conducting path for electric current.
- Circuit-breaker.**—Apparatus for automatically opening a circuit.
- Collector Rings.**—The copper rings on an alternating current dynamo or motor which are connected to the armature wires and over which the brushes slide.
- Commutator.**—A device on a dynamo shaft for gathering the current from the various coils of the armature and sending it out over the line as direct current. On a motor it takes current from the line and passes it on to the armature coils.
- Condenser.**—Apparatus for storing up electrostatic charges.
- Cut-out.**—Appliance for removing any apparatus from a circuit.
- Cycle.**—Full period of alternation of an alternating current circuit.
- Dielectric.**—A non-conductor.
- Dimmer.**—Resistance device for regulating the intensity of illumination of electric incandescent lamps. Used largely in theaters.
- Direct Current.**—Current flowing continuously in one direction.
- Dry Battery.**—A form of open circuit battery in which the solutions are made practically solid by addition of glue jelly, gelatinous silica, etc.
- Electrode.**—Terminal of an open electric circuit.
- Electromotive Force.**—Potential difference causing current to flow.
- Electrolysis.**—Separation of a chemical compound into its elements by the action of the electric current.
- Electromagnet.**—A mass of iron which is magnetized by passage of current through a coil of wire wound around the mass but insulated therefrom.
- Farad.**—Unit of electric capacity.
- Feeder.**—A copper lead from a central station to some center of distribution.
- Field of Force.**—The space in the neighborhood of an attracting or repelling mass such as a magnet or a wire carrying current.
- Fuse.**—A short piece of conducting material of low melting point which is inserted in a circuit and which will melt and open the circuit when the current reaches a certain value.
- Generator.**—A dynamo.
- Inductance.**—The property of an electric circuit by virtue of which lines of force are developed around it.
- Insulator.**—Any substance impervious to the passage of electricity.
- Kilowatt.**—1,000 watts. (See watt.)
- Kilowatt-hour.**—One thousand watt hours.
- Leyden Jar.**—Form of static condenser which will store up static electricity.
- Lightning Arrester.**—Device which will permit the high-voltage lightning current to pass to earth, but will not allow the low voltage current of the line to escape.
- Motor-dynamo.**—Motor and dynamo on the same shaft, for changing alternating current to direct and vice versa, or changing current of high voltage and low current strength to current of low voltage and high current strength and vice versa.
- Multiple.**—Term expressing the connection of several pieces of electric apparatus in parallel with each other.
- Neutral Wire.**—Central wire in a three-wire distribution system.
- Ohm.**—The unit of resistance. It is arbitrarily taken as the resistance of a column of mercury one square millimeter in cross sectional area and 106 centimeters in height.
- Parallel Circuits.**—Two or more conductors starting at a common point and ending at another common point.
- Polarization.**—The depriving of a voltaic cell of its proper electromotive force
- Potential.**—Voltage.
- Resistance.**—The quality of an electrical conductor by virtue of which it opposes the passage of an electric current. The unit of resistance is the ohm.
- Rheostat.**—Resistance device for regulating the strength of current.
- Rotary Converter.**—Machine for changing high-potential current to low potential or vice versa.
- Secondary Battery.**—A battery whose positive and negative electrodes are deposited by current from a separate source of electricity.
- Self-inductance.**—Tendency of current flowing in a single wire wound in the form of a spiral to react upon itself and produce a retarding effect similar to inertia in matter.
- Series.**—Arranged in succession, as opposed to parallel or multiple arrangement.
- Series Motor.**—Motor whose field windings are in series with the armature.
- Shunt.**—A by-path in a circuit which is in parallel with the main circuit.
- Shunt Motor.**—Motor whose field windings are in parallel or shunt with the armature.
- Solenoid.**—An electrical conductor wound in a spiral and forming a tube.
- Spark-gap.**—Open space between the two electrodes of a spark coil or resonator.
- Storage Battery.**—See secondary Battery
- Thermostat.**—Instrument which, when heated, closes an electric circuit.
- Transformer.**—A device for stepping-up or stepping-down alternating current from low to high or high to low voltage, respectively.
- Volt.**—Unit of electromotive force or potential. It is the electromotive force which, if steadily applied to a conductor whose resistance is one ohm, will produce a current of one ampere.
- Volt Meter.**—Instrument for measuring voltage.
- Watt.**—Unit representing the rate of work of electrical energy. It is the rate of work of one ampere flowing under a potential of one volt. Seven hundred and forty-six watts represent one electrical horse power.
- Watt-hour.**—Electrical unit of work. Represents work done by one watt expended for one hour.

# CLASSIFIED ADVERTISING

Rates, 40 cents per agate line, cash with order, nothing less than 3 lines.  
Advertisements should be in our office on or before the 2d preceding date of issue.

## HELP WANTED

WE EXPECT to have positions for a number of men as automobile car drivers, and interurban railways; only sober and reliable men need apply; experience unnecessary; send four-cent stamp for applications. The Western Transportation Company, American Nat. Bank Bldg., St. Paul, Minn.

WANTED—by "UNCLE SAM"—Railway mail clerks, city carriers, postoffice clerks. Many examinations everywhere soon. \$600 to \$1600 yearly. Short hours. Annual vacation. Salary twice monthly. Over 9000 appointments during 1909. Country and city residents equally eligible. Common education sufficient. Political influence not required. Candidates prepared free. Write immediately for schedule and free bulletin. Franklin Institute, Dept. H 61, Rochester, N. Y.

THE UNITED TRADE SCHOOL CONTRACTING CO., conducts a trade school and wants men to learn plumbing, bricklaying or electrical trade. No expense and hundreds have learned in a few months. Steady work guaranteed. Address 120 E. 9, Los Angeles.

10,000 TELEGRAPHERS wanted by railroads, commercial and wireless companies. We have a special course in Wireless Telegraphy. Operate fifteen wireless stations and main line R. R. wires. Write today for our booklets. National Telegraph Institute, Cincinnati, Ohio.

CHAUFFEURS INCREASE YOUR SALARY. Send for a complete instruction book that tells all about driving and adjusting automobiles; it explains all automobile engine troubles, etc.; postpaid 25c.; satisfaction guaranteed or money refunded. George N. Pearson, Bala, Pa.

AGENTS—We can show you how to make from \$3 to \$10 a day selling our "full nickel-plated" hatchet. Biggest winner ever out. 10 tools in one. Sells to farmers, housekeepers and storekeepers. Write quick for agent's proposition. No experience necessary. Thomas Mfg. Co., 101 State St., Dayton, Ohio.

## PATENTS

PATENTS—H. W. T. Jenner, patent attorney and mechanical expert, 608 F. Street, Washington, D. C. Established 1883. I make an investigation and report if patent can be had, and the exact cost. Send for full information. Trade-marks registered.

PATENTS—Advice and books free. Highest references. Best results. I procure patents that protect. Watson E. Coleman, Patent Lawyer, 612 F. St., N. W., Washington, D. C.

PATENTS SECURED—Inventor's Pocket Companion free. Send description for free opinion as to patentability. W. N. Roach, Jr., Metzertott Bldg., Washington, D. D.

TWO BOOKS FREE. Shepherd & Campbell, Patent Attorneys, 2106 McGill Bldg., Washington, D. C.; 246 Canal St., New York; Kimball Bldg., Boston. Prompt service.

## SCHOOLS

\$200 TO \$600 MONTHLY EASILY MADE fitting eye glasses. Short, easy mail course. Reduced tuition. Big demand for opticians. Write today for free "Booklet O." National Optical College, St. Louis.

TELEGRAPHY taught quickly. R. R. wire in school. Living expenses earned. Graduates assisted. Correspondence course if desired. Catalog free. Dodge's Institute of Telegraphy, 49th St., Valparaiso, Ind. Established 1874.

WANTED—Learn to write advertisements, you can positively earn \$25 to \$100 per week; prospectus sent free. Page-Davis Co., 611 Page Bld., Chicago.

AUTOMOBILE SCHOOL—Learn the automobile business, repairing and driving, in which you can earn good wages and have healthful and pleasant work. We give a thorough and practical course in road work and repairing. For full particulars address Academy of Automobile Engineering, 1420 Michigan Ave., Dept. "C," Chicago, Ill.

OPEN a Mirror Factory. We teach and trust you. 10c. brings booklet and particulars. None without \$25 daily. Hullinger's Mirror School, Francesville, Ind.

CIVIL SERVICE EMPLOYEES are paid well for easy work; examinations of all kinds soon; booklet 50, describing positions and telling easiest and quickest way to secure them, is free. Write for it now. Washington Civil Service School, Washington, D. C.

Young men wanted to learn Wireless Telegraphy. 1,000 vacant positions. We qualify you to hold any position with a wireless company. Our new method and apparatus teaches you in your own home. Enclose stamps for particulars. Wireless Institute, Hibernia Bldg., San Francisco.

## INVENTIONS

EXPERT AND SUCCESSFUL inventor will develop ideas and inventions, build models, make drawings and give general advice in perfecting and marketing inventions. Long experience. Circular free. L. Casper, 633 No. Park Ave., Chicago, Ill.

INVENTORS. Perfector of inventions, experimental work, metal patterns, models, tools; punches and dies of all descriptions. Model shop, skilled labor, reasonable prices. Phone Main 4929. Mr. G. Schmidt, 168 S. Jefferson St., Chicago, Ill.

## POPULAR ELECTRICITY

### CLASSIFIED ADVERTISING

(CONTINUED)

#### AGENTS WANTED

FOR SALE—Complete 3-rail electric railway. Cost \$20.00. Will sell for \$9.00. Further particulars for red stamp. E. A. Gordner, Box 547, Rochester, N. Y.

YOUR NAME ON RUBBER STAMP, 10c; with address, 15c; pad, 12c; dater, 15c. Stamps, 10c per line, postpaid. National Stamp Works, 110 Fifth Ave., Chicago. Agents wanted.

AGENTS AND OPERATORS WANTED—Positions guaranteed. Write for proof. Work for board. Wisconsin School of Telegraphy, Oshkosh, Wis.

STOP, women and men; hurry; seven new, useful fast sellers; 30 others to select from; big profits; write for \$2 free offer and particulars. Fair Mfg. Co., Box 208, Racine, Wis.

DON'T ACCEPT an agency until you get my samples and particulars. Chance of a life time to get into a money-making business. T. M. Sayman, 2390 Franklin Ave., St. Louis, Mo.

AGENTS WANTED in every shop to sell our "Midget," knurled handle pocket screw-driver; sample, 10c. Sterling Novelty Co., Plainfield, N. J., Dept. E.

AGENTS—It's so easy to make \$200 monthly with our Dash Board Line Holder. We are shipping them in 10 gross lots. Sample, prepaid, 30c. silver. Wholesale Supply Co., D 17, Valdosta, Ga.

PAULLUSCIESO kills the flies in any room in fifteen minutes. Harmless to user. By mail, thirty cents. Agents wanted. Stamp for circular. Paulus Specialty Co., 802 Mulberry St., Muncie, Ind.

WONDERFUL INVENTION—Canchester Incandescent Kerosene Lamp; burns with or without mantle; 10 times brighter than electricity, gas, or acetylene, at 1-10 cost. Burner fits all standard lamps; saves 75 per cent oil. No trimming wicks. \$10 daily. Beware of imitations. Outfit FREE. Canchester Light Co., 26 State, Dept. P. E., Chicago.

#### FOR SALE

FOR SALE—Complete set of castings, with blue prints of  $\frac{1}{2}$  h. p. gasoline stationary engine; includes governor and timer, screws, etc., \$10. Comet Motor Works, 17 W. Madison St., Chicago, Ill.

FOR SALE—Amateurs, make your coils with a slide wire bridge. Drawings and instructions, 50 cents. No toy. Cost, \$3.00. Advance Bridge Co., 125 E. Jefferson St., So. Bend, Ind.

FOR SALE—A large quantity of No. 34 single silk magnet wire at \$1.50 per pound; any address prepaid; nothing less than one-half pound. Geo. E. Glasser, Charlotte, N. Y.

#### FOR SALE

EXCHANGE OR SELL your motors, generators, steam and gasoline engines, cameras, magic lanterns, phonographs, printing press, musical instruments, real estate or anything of value, new or second-hand. Send 4c stamp for best trading plan known. National Exchange Co., 929 Olive, St. Louis, Mo.

LUBRICANTS, asbestos, graphite and mica candles for loose pulleys and shaftings; no drip; no dirt; economical. Swain Lubricator Co., 252 E. Lake St., Chicago.

NOTICE—VALUABLE PATENT FOR SALE. The Storms Removable Furnace Oven; fits any residence furnace; cooks as well as a gas range; all cash offers considered; small capital required to push it. N. E. Storms, 2100 Aldrich Ave. So., Minneapolis, Minn.

#### BUSINESS OPPORTUNITIES

CONCRETE—Learn how to handle this material, by reading "Concrete," a monthly magazine devoted to the uses of Portland cement. Practical, instructive articles, written in plain English. Sample copy, 10c. Yearly subscription, one dollar. Concrete Pub. Co., 299 Owen Bldg., Detroit Mich.

500 PER CENT PROFIT seems incredible, don't it? Send us 10c silver for copy of our folder, "How to Make Money Making Mirrors." Money returned if not satisfied. Economy Chemical Co., Box P-805, Ludington, Mich.

I HAVE listed with me to sell all subjects, I. C. S. and A. S. C. bound volumes. Do not buy until you get my prices. M. C. Suttle, McLeansboro, Ill.

INTERESTED IN GASOLINE ENGINES? Send 50 cents for year's subscription to GAS ENERGY and booklet "How to Run and Install Gasoline Engines." Gas Energy, Room 6, 26 Murray St., New York.

GROW BANANAS IN MEXICO—A fortune for you. Perfect security. Enormous profits. Will certainly return 50 cents annually on every dollar invested. Write today for particulars. Mexican Banana Co., Apartado 117 Bis., Mexico City, Mexico.

MAKE MONEY AT HOME faster and easier than you ever dreamed possible. Russell's New Confection, Dairy Cream Crisp, sells like wildfire, from stores, on the street, or on trains. The more they eat the more they want. Profits, \$5 to \$10 a day, sure. Proceeds from a single batch pays for the formula, all raw material, and then some. A child can make it. Formula with full instructions, \$1, postpaid to any address. Special: Until further notice, all orders will receive, free, my up-to-date method for making Stale-Proof Salted Peanuts; also my book, Straight Talk on Candy. Address Chas. E. Russell, 716 Clybourn St., Milwaukee, Wis. P. S.—Over 30 years a candy-maker.

1000 WAYS TO MAKE MONEY—This 125-page book, worth dollars, only 20c. prepaid. Satisfaction guaranteed. Landin & Co., Dept. 22, 97 E. Chicago Ave., Chicago, Ill.

## POPULAR ELECTRICITY

### CLASSIFIED ADVERTISING

(CONTINUED)

#### WIRELESS

**EVERYTHING IN WIRELESS.** Most sensitive and handsomest Electrolytic Detector in the United States. Price \$1.50. Our Induction Coil Experimental Apparatus of 25 articles is a wonder. Prepaid \$1.25. Static Machines and plates of any size coated with our remarkable enamel that generates in wet weather. Stamp for catalogue. Hertzian Elec. Co., 1924 Flatbush Ave., Brooklyn, N. Y.

**WIRELESS SUPPLIES**—Norway iron core wire No. 22, straightened and cut to length, 20c. per pound. Core  $1\frac{1}{2} \times 10$  inch, weighs 2 pounds. Wire for electrolytic detectors, 5c. per inch. No. 34 S. C. C. magnet wire, \$1.23 per pound. All sizes and insulations at proportionate prices. Tin foil, 35 c. per pound; 2000 square inch per pound. Leyden jars,  $\frac{3}{4} \times 7$ , 60c. each;  $1\frac{1}{2} \times 4$  for adj. cond., 40c. Catalogue ready in a few days. O. S. Dawson, 156 Wabash Ave., Chicago, Ill.

**LEARN WIRELESS TELEGRAPHY.** Operators make big salaries. Why? Because they are scarce. Big field; easy to learn; cost small. Instructions free. H. B. Steele, 229 Greene Ave., Brooklyn, N. Y.

**THE NEW SILICON DETECTOR** will increase your receiving radius 500 per cent. Only type sold to experimenters authorized by owners of Silicon patents. Infringers prosecuted! Send for special price list. W. C. Getz, 345 N. Charles St. Baltimore, Md.

**CARBON WIRELESS DETECTOR** sent prepaid upon receipt of 50c. Simple, sensitive and strong. Dept. Q, 357 E. 46th St., Chicago.

**WIRELESS.** A publication devoted to reporting the rapid development of the Wireless Telegraph and Telephone and the great opportunities for investors in this field. Send for free sample copy. Address, Wireless, 5 Beaver St., New York.

**SPECIAL PRICES:** 1000 ohm wireless receiver, double pole, special diaphragm, \$1.75. "Eclipse" double slide tuning coil, \$3.00. "Sealed in Point" electrolytic detector, \$2.00. High resistance potentiometer, \$1.35. Sending helix, 450 meters, \$2.75. "National" condensers, receiving, 30c. sending, 75c. Wireless telephone transmitter, \$1.25. Waterhouse Bros., Bourne, Mass.

**WIRELESS TELEPHONE OUTFIT**—Inductive type. Transmitting and receiving coil for both ends (communication can be held each way). Two special wireless transmitters, switches, receivers; all mounted for immediate use. Will talk up to 30 feet through walls, etc. Distance can be increased by use of more batteries. Complete, ready for shipment, \$30. Victor H. Laughter, No. 9, University Bldg., Detroit, Mich.

**WIRELESS EXPERIMENTERS**, 1200 OHM receivers, each \$3.00. Wound with copper wire and very sensitive. First 25 sold will be fitted with nickel plated headband. W. C. Getz, 345 N. Charles St., Baltimore, Md.

#### WIRELESS

**WONDER MEDICAL COIL**, 35 CENTS. No man can take full strength of it with one dry cell. Stamp for catalogue. Hertzian Elec. Co., 1924 Flatbush Ave., Brooklyn, N. Y.

1,000 OHM Wireless Receivers \$1.75. Very sensitive and absolutely reliable. New Wireless Detector. You want to know about both. Send stamp for descriptive circulars. Alden Wireless Co., Campello, Mass.

**WIRELESS EXPERIMENTERS**—The Wireless Equipment Co. has taken over the business of W. C. Getz and will continue the same high efficient apparatus. Address all communications to Wireless Equipment Co., West Arlington, Md.

**STATIC MACHINES**, \$3.75, Wimshurst, 2-8-inch plates. 3-inch spark. Work in wet weather. Stamp for catalogue. The Hertzian Elec. Co., 1924 Flatbush Ave., Brooklyn, N. Y.

**WIRELESS TELEGRAPHY.** Complete instructions, with diagrams, for making 1 inch coil, two types of receiver, and all other instruments necessary for a complete wireless sending and receiving station. Price, 25 cts. (coin). Box 519, Lima, Ohio.

#### FLASHERS

**FIREFLY FLASHER**—Automatically flashes any lamp on and off 30 times a minute. Flashing socket or standard flasher. Price \$1.50. Send for booklet. C. O. Schneider & Co., 103 S. State St., Chicago, Ill.

#### MISCELLANEOUS

**LEATHER NECKTIES.** Our latest creation. Made of the finest Velvet Sheep Skin. Silk lined throughout. Made in 12 plain colors and 6 novelties. Send 75c. for sample (any color) and terms or 2c for our illustrated circular and samples of leather. Tracey & Co., Tippecanoe City, Ohio, Smith Block.

**MEDICAL AND SPARK COILS** repaired. Send stamp for full detail drawings on a medical or spark coil. Price 50c. Address J. Lockie, R. 1718, Marquette Bldg., Chicago.

**SELL** your surplus couplings and fittings. We buy. Write us. A. & J. Mfg. Co., 24 W. Randolph St., Chicago, Ill.

**FREE**—Our latest illustrated catalogue of tricks, novelties, puzzles, books, etc. Peerless Trick & Novelty Co., 3146-3148 State St., Chicago, Ill., Dept. O.

**MAGIC POCKET TRICK FREE.** Catalogue included, send 4c in stamps. Magic, Dept. 17, 270 W. 39th St., New York.

**SNOW SCENES.** Views from one of Maine's most picturesque places. 5 ft. snow. 6 actual photo-cards, highly polished, 50c. Suitable for framing. C. Stanley, L. B. No. 5, Dixfield, Me.

## POPULAR ELECTRICITY

### CLASSIFIED ADVERTISING

(CONTINUED)

#### MISCELLANEOUS

HOW TO GET a Hektograph that will make 150 copies in 10 minutes. Costs \$2.00, for letter size. Write for circular. Heyer Duplicator Co., 86 LaSalle St., Chicago.

METALIZE FLOWERS, INSECTS, ETC. Big money selling as jewelry. Latest novelty; everybody buys. Two sure formulas and full instructions for 50 cents. A. P. Benson, Stewartville, Minn.

RESISTANCE COILS for 110 volt arc lights 25c. pp. Coils to run battery motors off of 110 volts, 75c. Walter W. Hartman, Clay Center Kansas.

A modern article for modern people is an ELECTRIC CLOCK. We have all kinds. Imperial Electric Clock Co., Granite City, Ill.

SAFETY RAZOR BLADES sterilized and sharpened better than new; 2 cts. each. 5 years' success. Send for blade box and circular. Electro Stropping Co., 122 Shelby St., Detroit, Mich.

Chattanooga Pattern Works (J), Chattanooga, Tenn. Gentlemen: You have done us a good job on the word master pattern, also the NON-RAP-LOOSE BRASS BULL DOG GATE, you made from it. Enclosed find sketch from which make us another for same size flask.

THREE THOUSAND FORMULAS—My 368-page volume of recipes and trade secrets, cloth bound, only 75 cents, prepaid. Worth dollars. Satisfaction guaranteed. Wiley Sanderson, Dept. E, Ypsilanti, Mich.

POLARITY INDICATOR and current detector combined. Indispensable to the electrical student and electrician. 0-25 Volts, 65c. Other voltages on application; Postage prepaid. Bonney, Westminister, Mass.

• MAKE YOUR OWN CUTS. Instructions, material, 50c. Hansen, 51 Brenner St., Newark, N. J.

SAFETY RAZOR BLADES sharpened and sterilized for 2½ cts. each. Fox Grind Shop, 215 Sycamore St., Milwaukee, Wis.

ELECTROLENE CREAM. A positive cure for freckles, moth patches, pimples and facial blemishes. Improves the most beautiful complexion. Marvelous discovery. Satisfaction guaranteed. Sold in jars by mail postpaid \$1.00. Electrolene Cream Co., 1811 Griffith Ave., Los Angeles, Calif.

ELECTRIC MOTORS and Generators, new and second hand, in all sizes from 1-40 to 200 H. P. Olson-Boettger Mfg. Co., St. Paul, Minn.

LIGHT MANUFACTURING, metal specialties, patterns, models, experimental work. Iron, brass and aluminum castings. North Chicago Tool Works, 333 Broadway, North Chicago, Ill.

#### MISCELLANEOUS

WE MANUFACTURE GLASS PAPER. Plain glass windows made to look like real stained glass. Easily applied and beautifies the home. Something new for agents. Two sheets of this glass paper sent as a sample with catalogue in colors and complete instructions on receipt of 10 cents. S. H. Parrish & Co., 216 Clark St., Chicago.

THREE BIG LISTS, description and synopses of plays, monologues, farces, vaudeville sketches, parlor comedies, French plays, mock trials, drills, marches, imitations, popular entertainments and handbooks. How to write plays, minstrel joke books, make-up material and books, pantomimes, tableaux, parlor magic, etc., etc. Three big lists mailed to any address for 10 cents. Charles MacDonald & Co., 53 Washington St., Chicago, Ill.

¼ hp. WATER MOTOR with emery wheel, pulley and belt, \$1.50. Aluminum Water Motor fan and guard, \$3.50. Send for booklet. Brooks Machine Co., 1202 Wilcox Ave., Chicago, Ill.

"23 FOR DIRT." Cleans everything. Everybody needs it. Ask your dealer, or send 10c. for can. Agents wanted everywhere. C. C. C., 403 S. 12th St., St. Louis, Mo.

MOTORS—Single phase A. C. 110 V how to make miniature out of simple material; plans and instructions, 25c., silver. Electric Power, 9749 Ave. H., East Side, Chicago.

BOYS—BOYS—This is for you, and those who like boys. "The Boy Electrician," by Prof. Erwin James Houston. A book every boy will enjoy and learn something from. 326 pages—10 full page illustrations. Price \$1.50—or free for only three paid yearly subscribers to Popular Electricity. Popular Electricity Pub. Co., Book Dept., Monadnock Block, Chicago, Ill.

EVERYONE USING DRY BATTERIES send 25c for scientific instructions. Renew exhausted batteries cheaply; last long as new. Fairmount Telephone Co., Leightons Corners, N. H.

FREE TO ALL—Our illustrated catalogue of tricks and novelties, etc. National Trick & Novelty Co., Dept. B. 2806 State St., Chicago, Ill.

VOLTMETERS, AMMETERS, \$1.50 EACH. We offer at the above price an instrument superior in action to any selling at four times this sum. Unlike the common gravity meter the needle comes to rest quickly. Send for descriptive circular. For those desiring to construct their own meter we will furnish complete drawings and instructions for building the above instruments at 25 cents each or both 40c (postpaid). Paradox Supply Co., Box 551, Reading, Pa.

ESTABLISH PERMANENT AND PROFITABLE business by operating best peanut and match vending machines. Never out of order. Price \$3 per machine. Makes big money. International Vending Co., 36 Fifth Ave., Chicago.

# The WORLD Is YOURS For \$3.00

**TECHNICAL WORLD MAGAZINE** } BOTH FOR  
**and the** } **\$3.00**  
**NEW PEERLESS 12-INCH GLOBE** }

The regular price of THE TECHNICAL WORLD MAGAZINE is \$1.50 a year, but it's worth far more. You could not duplicate the Peerless Globe for \$6.00. We have, however, purchased many thousands in order to bring this great bargain opportunity within the reach of our patrons and friends.

## New Peerless 12-inch Globe



Height 20  
Inches.

—the latest globe on the market, lithographed in ten permanent oil colors. The stand which is made of oak, weathered finish, is more up-to-date and far superior to the old-style iron base. The ball, or globe proper, is finished with high-grade varnish and is, therefore, impervious to water. It can be kept bright by an occasional wiping with a damp cloth.

**TIME DISC**—By means of a time disc at the north pole, time at any point in the world may be instantly approximated by noting the time at the point where observation is made.

**ISOTHERMAL LINES**—The isothermal lines are represented by red and blue lines for January and July and at various intervals the mean temperature for three months is noted.

The **ANALEMMA**—Just west of Mexico is the Analemma representing a figure eight. This is divided into months and the months, in turn, into days, and shows just where the direct rays of the sun strike the earth for every day in the year.

**NOTE.** The globe weighs eight pounds when packed ready for shipment. The subscriber must pay the freight or express charges when delivery is made.

**Technical World Magazine**  
**Chicago, U. S. A.**

Pop.  
Elect.  
8-09  
ORDER  
BLANK

**Technical World Magazine**  
Chicago, U. S. A.  
For the \$3.00 enclosed please send me The **Technical World Magazine** for one year, and the **12-inch Peerless Globe**, as advertised.

Name.....  
St. Address.....  
City..... State.....

# ONE OF THESE Splendid Fountain Pens is YOURS



## WE ARE GOING TO GIVE AWAY

several hundred of them to our readers in return for just one to three subscribers (according to pen desired) to POPULAR ELECTRICITY.

This is not a lottery. There is no luck or chance about it. Everyone who desires can secure a pen and you need not be or become a subscriber yourself to win one. All you have to do is to send us the required number of subscriptions, as explained beneath cuts on other page, in accordance with the following

## CONDITIONS

**FIRST:** Subscriptions must be new ones; that is, for those not already subscribers. Renewals or extensions of present subscriptions will not do.

**SECOND:** Your own subscription can not be counted. All the subscriptions must be for others than yourself. In other words, we offer you these pens for **getting new** subscribers **for us; not for subscribing yourself.**

**THIRD:** Full remittance must accompany subscriptions, at the following Subscription Prices:

- United States, Philippines, Porto Rico, Guam, Tutuila, Panama,  
Cuba, Mexico, and Shanghai, China ..... 1 year, \$1.00
- Canada ..... 1 year, \$1.35
- Foreign ..... 1 year, \$1.50

## This is the Most Liberal Proposition Ever Presented

A fountain pen is one of the greatest modern conveniences, and there are no better fountain pens made than the famous Parker "Lucky Curve" which we are offering. Every one is made from the best materials, finished in the most artistic manner by the highest grade of skilled labor, embodies the latest improvements, is fitted with the best grade of gold pen, and is fully warranted by the makers. A personal guarantee made out to the person securing the pen accompanies each one sent out.

You will be well repaid for the few minutes spent in securing a subscriber or two when you receive one of these handsome, valuable pens.

You'll find it easy to get subscribers because practically every one nowadays is interested in electricity, and POPULAR ELECTRICITY is the first and only *real magazine* to tell them all about this fascinating subject in language they can understand. Many of your friends and associates will gladly subscribe if you will simply show them a copy of the magazine and point out the many interesting features it contains.

We'll be glad to send you sample copies and circulars, on request, to help you, if you will mention this advertisement.

There is no reason why *you* should not get one of these splendid pens—or more than one if you wish. It depends on yourself.

Start right NOW—TODAY—and you'll have your pen before you know it.

## Popular Electricity Publishing Company

Monadnock Block, CHICAGO, ILL.



# These Are the Genuine "Lucky Curve" Parker Fountain Pens

Which We Are Giving for  
**1 to 3 SUBSCRIBERS to POPULAR ELECTRICITY**

Every pen fitted with the famous "Lucky Curve" Feeder and Anti-Break Cap and Ink Controller and fully warranted. See below cuts for number of Subscriptions.



**Read Conditions Carefully on Other Page**



**POPULAR ELECTRICITY FOUNTAIN PEN PREMIUM NO. 1**

A very good pen—furnished in either black or mottled barrel. Fully warranted.


**Given for one yearly and one six-month subscription or for one yearly subscription and 50c cash**



**POPULAR ELECTRICITY FOUNTAIN PEN PREMIUM NO. 2**

This is a better and a larger pen than No. 1. Can be furnished in black or mottled rubber or fancy chased barrel. Fully warranted.

**Given for Two Yearly Subscriptions**



**POPULAR ELECTRICITY FOUNTAIN PEN PREMIUM NO. 3**

This is the same style, but larger throughout than No. 2. Supplied in either black or mottled rubber, and with fine, medium, coarse or stub pen as wanted. One of the most popular styles on the market. Fully warranted. **Given for two yearly and one six-month subscription or two yearly subscriptions and 50c cash**



**POPULAR ELECTRICITY FOUNTAIN PEN PREMIUM NO. 4**

This is a new style. Similar to above, but has beautifully chased barrel and cap. Particularly suitable for lady's pen, and can be furnished in smaller size if desired. Fully warranted.

**Given for three yearly subscriptions**

*My Dear Sir:*

(And this is addressed to the gentleman who is now reading it.)

A man who is an acknowledged authority in the cigar business, recently said to a friend of mine: "*Shivers' Panetela Cigar is a good cigar—better than I expected, and for the life of me I don't see how it can be sold for the money.*"

I will tell him, as there are no secrets in my business.

*Re-orders*—My cigars have to sell themselves. They are good enough to cause men, in constantly increasing numbers, to re-order them on their own volition, and they do.

As an instance: One firm in New York has bought from me during the past five years an average of over *one thousand cigars per month* for their own and their employees' smoking. The office of this firm, by the way, is within three minutes' walk of three of the best retail cigar stores in the world.

If I had to hunt up a new customer every time I make a sale it would put me out of business in a month, but re-orders, not once, but repeatedly, I must have and do receive in continually growing volume.

The result is I have built up a constantly increasing patronage. Incidentally I have sufficient standing orders for cigars, to be shipped on stated days of the month as they come around, to keep a small factory busy.

Every cigar that I make is sold direct to the consumer in lots of a hundred or more at wholesale prices (there are no discounts to dealers or clubs, nor for any quantity), and is shipped from the factory in the best of condition without any rehandling.

I manufacture every cigar that I sell, consequently *know* exactly what is in them.

In do not retail cigars nor sell sample lots. It costs more to do so than to ship the original package, and in addition, one or two cigars is not a real test. Moreover, I might be charged with sending samples better than the goods prove to be. I ask smokers to give the actual cigars a fair trial, and if they are not pleased, to return the remainder. I cannot afford to have any one displeased.

My theory at the start was that most men know and appreciate cigar values, and that they would sufficiently appreciate the difference between retail and wholesale cigar prices to go to the trouble of ordering cigars from me could I once induce them to give the cigars a fair trial. To get them tried—to get *you* to try them—is why I make my offer so broad and so liberal. What risk can *you* assume, provided, of course, that \$5.00 per hundred is not more than you care to pay?

My factory is close to the business center of the third largest city in the United States. It is open to my customers and friends.

**My Offer is:** I will, upon request, send one hundred Shivers' Panetela cigars on approval to a reader of POPULAR ELECTRICITY, express prepaid. He may smoke ten cigars and return the remaining ninety at my expense, and no charge for the ten smoked, if he is not pleased with them; if he is pleased, and keeps them, he agrees to remit the price, \$5.00, within ten days.



SHIVERS' PANETELA EXACT SIZE AND SHAPE

In ordering, please use business letter-head or enclose business card, and state whether mild, medium or strong cigars are desired. Write me if you smoke.

HERBERT D. SHIVERS, 917 Filbert St., Philadelphia

# BOYS VACATION MONEY

**D**O you want to earn some spending money during these summer months? We have an article which fills a long-felt household want. It sells readily to anyone who uses electricity. The

## DIM-A-LITE

is a device for turning down electric lights, making possible a high, low or medium light as desired. You can sell quantities of them because of the fact that they actually reduce the amount of current consumed from 20 to 70 per cent

Your friends and neighbors will be glad of the chance to cut down their light bill.

*Write for Our Liberal Sales Offer*

**FEDERAL ELECTRIC COMPANY**


Lake and Desplains Sts., Chicago

POPULAR ELECTRICITY

## FOUR KINDS OF SERVICE

The charge ranging from one cent to one-quarter of a cent a word to the general public makes communication by telegraph an economic convenience for every one. You can send

- 25-word TELEGRAMS, any distance for 25c.**
- 50-word TELEPOSTS, any distance for 25c.**
- 100-word TELETAPES, any distance for 25c.**
- 10-word TELECARDS, any distance for 10c.**



**A** THOUSAND WORDS PER MINUTE over a single wire, when the older Telegraph Companies average only fifteen words per minute, makes possible the above-named rates and other startling innovations in telegraph service that are sure to interest every progressive American.

☞ After some months successful operation commercially in the East the Telepost first Western section has been opened up. Offices are now open for business between St. Louis, Mo., Terre Haute, Ind., Springfield, Ill., and Aurora, Ill. Messages are transmitted at above rates.

☞ Line construction is being pushed in many widely separated sections, and additional cities are to be connected in rapid succession until every city in the United States is given the Telepost's quick and accurate service, at rates so low that all can afford to carry on their more important correspondence by wire.

☞ You ought to know all about it.

☞ An interesting illustrated booklet has been prepared, describing in detail the invention, its operation, its economy, its rapidity and its accuracy. Mailed without cost to any one asking for Booklet No. 381.

## Sterling Debenture Corporation

Madison Square

New York City

# ELECTRICIAN @ MECHANIC

is a magazine which will help you. It is a practical monthly for every one who wants to learn about electricity, or who uses tools. Its articles tell you how to make dynamos, engines, wireless telegraph apparatus, furniture, models, etc. It is the only magazine of its kind in the world.

## EDITORS

FRANK ROY FRAPRIE, M.Sc.Chem. Prof. A. E. WATSON, E.E., Ph.D.  
M. O. SAMPSON

## REGULAR FEATURES

**Electricity.** Practical and simple articles on electrical science, new applications and history, all illustrated. How to make dynamos, motors, batteries, all kinds of electrical apparatus. How to wire for bells and electric lights, install telephones, etc.

**Mechanical Articles.** How to use lathes and machine tools. How to use tools of all kinds. Forging, metal working, soldering, brazing, plating, etc. How to build gas engines, steam engines and other machines. All about gas engines and flying machines. Illustrated articles on everything new in mechanical progress.

**Woodworking and Manual Training.** How to build mission furniture. Wood finishing, staining, polishing, etc. Woodwork joints and cabinet making. How to make useful and handy articles of wood. Mechanical drawing, etc.

**Wireless Telegraphy and Telephony.** Full information of all that is new in wireless. Any one can build a wireless station from our descriptions. Our Wireless Club has nearly a thousand members in America and even beyond the seas.

All articles written in simple language for everybody to read. \$1.00 a year. Three months' trial, 20c.

## SPECIAL THIRTY DAY OFFER

For Thirty Days Only, or until our stock of back numbers is exhausted, we offer twelve back numbers and a full year's subscription for \$1.35. Money orders only; no stamps accepted.

**Sampson Publishing Company.** 1140 Beacon Building  
BOSTON, MASS.



Taking the Motosphere Treatment

MARVELOUS CURES IN RHEUMATISM, GOUT, INSOMNIA, NERVOUS PROSTRATION, VARICOSE ULCERS, LA GRIPPE AND COMPLAINTS ARISING FROM CONGESTION OR SLUGGISH CIRCULATION.

The Motosphere is a new invention that changes electricity back to the original lines of force and concentrates them over the vital organs. Scientific, yet simple—it is vital energy concentrated; the essence of nerve force that revitalizes the blood and enables the system to throw off disease. Does not cost one cent unless it absolutely cures.

Send for booklet of testimonials and particulars.

## The Motosphere Mfg. Co.

Department E

31 East 27th Street

New York City

# QUALITY INSURANCE

Means the elimination of faults in your Product by RIGID TESTS.

Shrewd manufacturers do not jeopardize their trade by shipping half-developed goods. Careful purchasers buy subject to specifications and tests.

We are the medium for satisfactory dealings. We make all manner of electrical and photometrical tests and furnish you with exact and dependable data.


## Electrical Testing Laboratories

80th St. and East End Ave.,

NEW YORK, N. Y.

For our Mutual Advantage mention Popular Electricity when writing to Advertisers.

### Wireless Apparatus



The above is a cut of our Type B Tuning Coil. It measures 4x4x10 inches, is wound with enameled wire, and is calculated for the longest wave lengths in present use when connected with a four-stand aerial fifty feet high. It has two sliders, which are of our special design, making firm contact with only one wire at a time, and sliding freely, without binding or wear. Each end of this wire is attached to a binding post so that, with the two slides, a number of different connections may be made. In efficiency, durability and construction this coil will be found to embody "Tri-mount Quality."

Type A, "Tri-mount Junior" (single slide) \$2.50

Type B, "Tri-mount Standard" (double slide) \$3.50

Type C, "Tri-mount Professional" \$5.50

(A long coil with very high inductance)

Send for prices on anything you may require. See our advertisement in the July number.

Look for a surprise in September.


**THE TRI-MOUNT WIRELESS SUPPLY CO.**

ROBERT A. CHANDLER, Mgr.

13 B Irving Street

Boston, Mass.

### Make Your Own Light



### A Fairbanks-Morse Electric Light Outfit

Will give you all the light, water and power you need for your farm, country place or store at a surprisingly low cost. Engine can be left running for hours after starting without attention, and stopped by pressing a button. The safest, most convenient, and healthful light known. It is restful to the eyes and does not consume the life-giving oxygen in your rooms as the lamps or gas. Same engine runs pumps and other machinery. It is usually desirable to install also a storage battery, so that lights can be used at any hour, night or day, without the necessity of starting the engine each time. Engine operates on gas, gasoline, kerosene or distillate.

Cut out complete advertisement and send for special catalog No. C A 1163

**FAIRBANKS, MORSE & CO.**

Chicago, Ill.


## ROLLINSON BELL RINGER

Will Operate Buzzers, Door Bells, Hotel Calls, any size gongs, Elevator Calls, Gas Lighters, Etc., from any **110 Volt Circuit**, made in sizes to meet any requirement. 100 to 130 volts from the line and changing it to 6, 13, 19, and 8, 16, 24 volts respectively.

Can be run at absolutely no cost

Write for our Catalog telling you all about it

**MOHAWK ELECTRIC CO., Albany, N. Y.**



TAKES  
THE PLACE  
OF  
BATTERIES

THE  
TELEGRAPH  
INSTRUCTOR

BY  
G.M. DODGE

## 75c TO KNOW HOW TO BE A COMPETENT TELEGRAPH OPERATOR

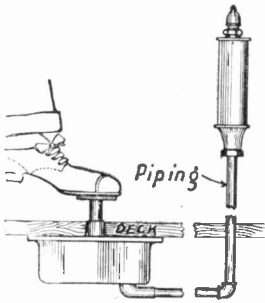
Best "Plain English" treatise on the art of Telegraphy. The Demand Exceeds the Supply for good Operators, so be fit.

Regular price of Telegraph Instructor is \$1.00; for thirty days only we will send it to any address prepaid for only 75c.

**POPULAR ELECTRICITY PUBLISHING CO., Monadnock Bldg., Chicago**

POPULAR ELECTRICITY


## The "WORDY" Whistle for Motor Boats



A foot-operated, all-brass, two-tone whistle. The Wordy Whistle consists of an air dash pot with a capacity of 27 cubic inches of air. It is self-contained and requires but five square inches below the deck. The whistle can be placed anywhere in the boat, wherever most convenient, and connected to the dash pot below the deck with standard one-half inch pipe connections. It operates with the foot independent of the engine. This is positively the latest device on the market and is fully guaranteed. It is dust, water and frost proof, and is vastly superior to any exhaust or battery whistle. Price \$9.00 complete. Sent prepaid upon receipt of price or express C. O. D.

**WORDINGHAM FOOT HORN CO.**  
211 Grand Avenue Milwaukee, Wis.

Made in Larger Sizes. Write Us.



## "JARVIS" ELECTRIC DRIVEN HOUSE PUMPS

70 Gal's. per hour, 1-8 h.p.

For A. C. Current - - - \$40.00  
For Direct Current - - - 30.00

Fully Guaranteed. Your money back if you wish.

**Jarvis Engine and Machine Works**  
LANSING, MICH.

SAVE MONEY!

## SAVE MONEY! Here's Your Chance!

MODERN ELECTRICAL CONSTRUCTION, by Horstman & Tousley. A reliable, practical guide for the beginner in electrical construction, showing the latest approved methods of installing work of all kinds according to safety rules of National Board of Underwriters. Fully Illustrated. Black leather binding. Price \$1.50. A few slightly soiled copies (don't hurt book a bit) for \$1.00. First come, first served.

Popular Electricity Publishing Co., Book Dept., Monadnock Bldg., Chicago, Ill.



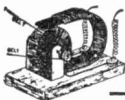
### FOOT AND ELECTRICAL DRIVEN

Power and Turret Lathes,  
Planers, Sharpners, and  
Drill Presses.

Write today for our Complete Catalog.

**Shepard Lathe Co.**

B. 131 W. 2nd St., Cincinnati, Ohio



### ELECTRIC MOTOR

— Sent prepaid to any address for 35c —

Empire Elec. Works, 1174 Bridgeport, Conn.

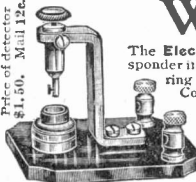
**AGENTS** PORTRAITS 35c, FRAMES 15c,  
sheet pictures 1c, stereoscopes 25c,  
views 1c. 10 days credit. Samples and Catalog Free.  
Consolidated Portrait Co., 290, 110 W. Adams St., Chicago.

### ANYTHING ELECTRICAL

JUST OUT. A 3c stamp will secure our NEW BIG CATALOG, containing without question the most complete assortment of high-grade electric goods. 25 pages of EXPERIMENTAL and HIGHER GRADE WIRELESS OUTFITS ALONE. Complete experimental outfits \$10.35 to \$12.25.

J. J. DUCK, 428 St. Clair St., Toledo, Ohio

Price of detector \$1.50, Mail 12c.



## WIRELESS

The Electro-Lytic Detector is the most sensitive responder invented. We can prove this statement by referring to Electrical Magazines and Text Books.

Commercial and Government stations 200 miles away can be heard very distinctly when our detector is connected with a few other instruments costing a mere trifle.

Send 2c stamp for our catalogue.

**ETHERIC ELECTRIC CO.**

71 Barclay Street New York City

## GOLD TEETH

THE LATEST FAD  
Fill your own teeth.  
A Gold finished shell that fits any ones teeth. Easily adjusted; removed at will. Looks like regular dentists' work. Fools them all. Over two million sold. Everybody wants a gold tooth.  
Price 10 cents each, 4 for 25 cents, 12 for 50 cents.  
**MOHLER'S SUPPLY HOUSE.** Kewanee, Ill.



TURN your spare time into cash. No matter where you are employed, you can make easy money and lots of it working for POPULAR ELECTRICITY. Our salary plan is the most liberal ever offered. Send stamp for particulars. No postals given attention.

**POPULAR ELECTRICITY PUB. CO.**  
Circulation Department  
Monadnock Block CHICAGO, ILL.

For our Mutual Advantage mention Popular Electricity when writing to Advertisers.

# HOLTZER-CABOT



## Wireless Operator's Head Receivers

Double Head Band, Leather Covered and Padded—Pneumatic Air Cushions, complete with cord \$10.00 to \$13.00  
Send for Bulletin 20W2 and Discount

The Holtzer-Cabot Elec. Co.  
BOSTON (BROOKLINE) MASS.  
395 Dearborn St., Chicago, Ill.

## This Is Not For You


if you have all the money you want. But, if you are ambitious to increase your income in a dignified, pleasant way, and have any spare time—no matter how little—write for our new salary proposition. It's the most attractive and liberal ever presented and is sure to appeal to you. You can make easy money and a lot of it.

Address,

Popular Electricity Publishing Company  
Circulation Department  
Monadnock Block, Chicago, Ill.

1909 Edition

## Standard Wiring for Electric Light and Power as adopted by



the Fire Underwriters of the United States

Containing the National Electric Code, explained with numerous illustrations, together with the necessary tables and formulae for outside and inside wiring and construction for all systems. Handy size for the pocket. Black limp leather binding—gilt embossed.


PRICE

**\$1.00**

prepaid to any address.

POPULAR ELECTRICITY PUBLISHING COMPANY  
Book Department  
Monadnock Block Chicago, Illinois

## A COMPLETE FIREPLACE OPERATED BY ELECTRICITY



### THE ELECTRIC OPEN FIREPLACE


Convenient—Full Heat obtained by simply pushing a button. Safe—No Flame, Gas or Odor. Clean—No Smoke, Dust or Ashes. Beautiful in Design, Perfect in Finish.

All the advantages of the Fuel or Gas Grate without any of the drawbacks, and at less cost.

Send for complete free book and prices to

**RATHBONE & PANIGOT CO.**  
Patentees and Makers  
GRAND RAPIDS, MICHIGAN

No. 79



## Automatic Razor Strop

### Can't Go Wrong

Enables you to enjoy all the comforts and conveniences of shaving by keeping your razor in even better condition than the average barber's razor.

### SHARPENS ALL SAFETY RAZOR BLADES, SINGLE OR DOUBLE EDGE



Exactly the right kind of sharpness over the whole length of the blade—not just in the middle or at the tip, as is the case when the ordinary strop is used.

Saves five minutes every morning.

For you put on exactly the right edge with just ten strokes of this automatic strop—whereas the ordinary strop requires about five minutes' tiresome work.

### Costs No More Than An Ordinary Strop

The Automatic costs only \$1.50—and is really cheaper than the ordinary \$1.00 or 50 cent strop for it will last, under guarantee, three times as long.

Your money back on your say so—you take no risk—so send today—only \$1.50—or illustrated literature free.

**U. J. ULERY CO.**

25 X-Warren St.

New York





POPULAR ELECTRICITY

**"YEMCO" QUICK SET BALL-BEARING WRENCH** For AUTOMOBILISTS AND MACHINISTS

Easily operated with ONE HAND.

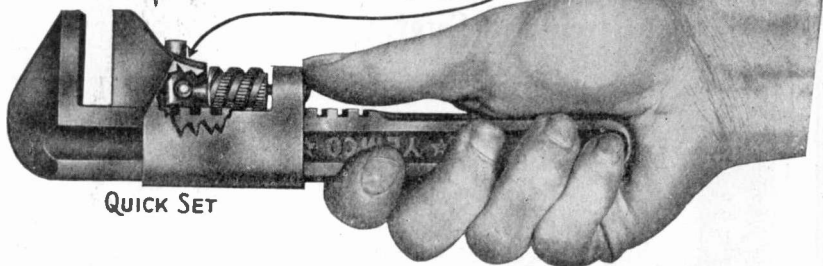
Strongest and best Automatic Wrench on the market.

Made from best steel drop forgings—hardened and tempered.


How it works—Press button as illustrated and jaw will slide to nut to be gripped—holding to that point until released.

From your dealer or mailed postpaid for \$1.

*It's the ball—that's all*



**SMITH & HEMENWAY CO., 108-110 Duane St., New York City**



A FIRST BOOK FOR BEGINNERS IN THE STUDY OF ELECTRICITY AND MAGNETISM IN THE POPULAR QUESTION AND ANSWER FORM. ONE OF THE BEST BOOKS OF THE KIND PUBLISHED.

CONTAINS ALL NECESSARY INFORMATION, TOLD IN CLEAR AND ATTRACTIVE FASHION, TO SUIT THE NEEDS OF THE STUDENT. 100 PAGES—FULLY ILLUSTRATED—ATTRACTIVELY BOUND IN CLOTH.

PRICE - - - - - 50c.

POPULAR ELECTRICITY PUBLISHING CO.

Book Department  
MONADNOCK BLOCK CHICAGO, ILL.

**ELECTRICITY**  
Practically and Individually  
**TAUGHT**

Our pupils actually handle the tools and machinery.—Instructors stand beside them, directing, criticising and showing them how to work.—Day and Evening sessions.—Call and inspect our school and equipment or write for prospectus.

**New York Electrical School**  
36 West 17th Street, New York

WHEN IN DETROIT—STOP AT  
**HOTEL TULLER**

New & Absolutely Fireproof Cor. Adams Ave. & Park St.



In the Center of the Theatre, Shopping, and Business District.

A la Carte Cafe

Newest and Finest Grill Room in the City

Club Breakfast.....40c up

Luncheon.....50c

Table d'Hotel Dinners.....75c

Music from 6 P. M. to 12 P. M.

EVERY ROOM HAS PRIVATE BATH

EUROPEAN PLAN

RATES: \$1.50 per Day and up

L. W. TULLER, Prop. M. A. SHAW, Mgr.

Buy

**Morse**  
**Tools**  
for  
**Best Results**



Over 40 years of experience  
in making the highest  
grade work

**MORSE TWIST DRILL**  
**& MACH. CO.**

**NEW BEDFORD, MASS., U. S. A.**

Chicago Representative


**SAMUEL HARRIS & CO.**

23 S. Clinton St.

CHICAGO, ILL.

usual Advantage mention Popular Electricity when writing to Advertisers.

**YOUR HOME** <sup>Is</sup> **Incomplete**  
 If it is not equipped with a  
**Vacuum Cleaning System**



This "20th Century" Stationary Vacuum Cleaning Plant complete ready for installation

**\$295.00**

Equipped with 1 H. P. Electric motor, vacuum pump and dust tank mounted on iron base, and set of cleaning tools, hose, etc.

We manufacture the most complete line of power-driven vacuum cleaners on the market, including stationary and portable plants

Requires no foundation  
 Ready for immediate installation

for residences, hotels, office buildings, etc., car cleaners and wagon outfits for professional use.

**The National Vacuum Cleaning Co.**  
 DEPARTMENT P.  
 DAYTON, OHIO, U. S. A.



**Thordarson's**  
**Junior**  
**Bell-Ringer**

Eliminates All Battery Trouble

**Price \$3.00**

Suitable for residence door bells, buzzers, and all classes of light signal work.


Consumes no current. Will last a lifetime.

*Approved by Board of Underwriters*

**Thordarson Electric Mfg. Co.**

151-157 So. Jefferson St.

CHICAGO, ILL.



**The "LITTLE GIANT"**  
**ELECTRIC PORTABLE SUCTION CLEANER**

**FOR CLEANING CARPETS, RUGS, MATTRESSES, AND CURTAINS**

Removes every particle of dust from Books, Pictures, Shelves, Draperies, etc. The only Machine which disinfects the air while it cleans.

Costs less than one cent per hour to operate.


**PRICE, COMPLETE, \$85.00**

SEND FOR LITERATURE

**Pacific Suction Cleaner Co.**

322 Post Street, SAN FRANCISCO, CAL.  
 SEATTLE OFFICE, 381 ARCADE BUILDING

**We**  
**Protect**  
**The**  
**TRADE**



Dealers—Send us your name at once, we want to send you FREE our Catalog 15.

*Write at once.*


**R. Williamson & Co.**

Manufacturers of

**Electric and Combination**  
**Fixtures and House**  
**Lighting Supplies.**

**Washington & Jefferson Sts., Chicago**

## 2-inch Pipe Machine




The right machine for all kinds of help

Because it is simple and will not wear out quickly.

Send for Conduit threading too. catalog.

**THE OSTER MFG. CO.**

2180 East 61st Street, CLEVELAND, OHIO



## Marine Gasoline Engines


From 1½ to 15 H. P.

3 H. P. Engines, complete with Boat Fittings, (no tank or pipes), \$59.00.



**Sterling Engine Company**

29 South Clinton Street  
CHICAGO, ILL



## Own a Pocket Expert

These little books contain more knowledge about the professions of which they treat than any other books of their size in existence. They are the combined work of the best authorities in the country and are edited by the staff of experts of the International Correspondence Schools, of Scranton, Pa., famous everywhere as the most powerful force in the world for the promotion of ambitious men. Here is knowledge that has taken years for our best experts to secure; placed at the disposal of every ambitious man—knowledge that is needed in every-day work, that is difficult to carry in the memory, and that cannot easily be found in ordinary books. Just think of getting such a book, cloth bound with gilt titles and tops, printed on good supercalendered paper in clear type, averaging 364 pages and 175 illustrations, for 50 cents! We are using these books to introduce the value of I. C. S. Training, and will send them pre-paid, when ordered with coupon below, for the special price for **50c** each handbook of

.....  
**INTERNATIONAL TEXTBOOK COMPANY**

Box 1102-P, Scranton, Pa.

I enclose \$ \_\_\_\_\_ in stamps, for which please send me the books before which I have marked X.

- Tel. & Tel. Handbook       Bldg. Trades Handbook
- Plum. & Fit. Handbook     Business Man's Handbook
- Mechanics' Handbook       Mariners' Handbook
- \_\_\_\_\_ Electrical Engineer's Handbook

Name \_\_\_\_\_

St. and No. \_\_\_\_\_

City \_\_\_\_\_ State \_\_\_\_\_

.....

For our Mutual Advantage mention Popular Electricity when writing to Advertisers.

POPULAR ELECTRICITY

**TEN THOUSAND TELEGRAPHERS WANTED**

by railroads, commercial companies and Wireless Companies. Only schools in America teaching

**WIRELESS TELEGRAPHY**

We operate fifteen Wireless Stations. Main Line R. R. Wires in each of our Institutes.  
Supervised by R. R. Officials. Write for prospectus.

**NATIONAL TELEGRAPH INSTITUTE**


CINCINNATI, OHIO      PHILADELPHIA, PA.      MEMPHIS, TENN.      DAYENPORT, IOWA      PORTLAND, ORE.      COLUMBIA, S. C.

**LOFTIS SYSTEM**  
**DIAMONDS**      **WATCHES**  
**ON CREDIT**

YOU CAN EASILY OWN A DIAMOND OR WATCH, or present one as a gift to some loved one. Send for our beautiful descriptive catalog. Whatever you select therefrom we send on approval. If you like it, pay one-fifth on delivery, balance in 5 equal monthly payments. Your credit is good. Our prices the lowest. As a good investment nothing is safer than a Diamond. It increases in value 10 to 20% annually. Write today for our descriptive catalogue, containing 1,600 illustrations, it is free.

**LOFTIS BROS. & CO.** Dept. H685, 92 to 98 State St., Chicago, Ill.—Branch Stores: Pittsburg, Pa., and St. Louis, Mo. | Do it now.

**HOW YOU CAN EARN \$300 OR MORE A MONTH**



One box ball alley costing \$150, took in \$513 the first fifty-one days at Sullivan, Indiana. Two other alleys costing \$365, took in \$1,372.95 in five months. Four large alleys costing \$840, took in \$1,845.20 in fifty-nine days, more than \$900 a month. Why not start in this business in your own town? Both men and women go wild with enthusiasm; bring their friends, form clubs and play for hours. Players set pins with lever—no pin boy to employ. Alleys can be set up or taken down quickly. Write for illustrated booklet explaining EASY PAYMENT PLAN. Send for it today.

**AMERICAN BOX BALL CO.,** 1901 Van Buren Street, Indianapolis, Indiana



**ILLUSTRATING**

—Law—Pharmacy—Cartooning—Shorthand—Bookkeeping—Nursing—Journalism—Telegraphy—Penmanship  
Taught by mail and in our resident schools. Founded 1850. Income increased while learning. Graduates everywhere. Write for our free booklet—tells all. State course desired.

**NATIONAL CORRESPONDENCE SCHOOLS** 42 N. Penn'a St., Indianapolis, U. S. A.

**A Practical Book—for Practical Men**

Electrical Wiring and Construction Tables, by Henry C. Horstman and Victor H. Tousley. Saves tedious calculations. Every wireman, foreman, engineer, contractor, architect should have a copy. Bound in full Persian morocco. Handy size for coat pocket. Price \$1.50. A few handled copies, good as new, for \$1.00 each. Get yours while you can. Won't last long.

**POPULAR ELECTRICITY PUBLISHING COMPANY, Book Department**  
Monadnock Block, Chicago, Ill.

**LEARN TO DRAW**

Artists and draftsmen make \$20 to \$100 a week. Pleasant, refined, fascinating work for men, women, boys and girls. We guarantee proficiency or will refund tuition.

Quality At Home in Spare Time

Illustrating, Cartooning, Commercial Designing taught by artists trained in American and European Schools. Instruction adapted to each student's needs. Advisory Board of world's best artists approves lessons. Test Work Sent FREE to ascertain individual talents and needs. State course wanted. You assume no obligation. Mechanical, Architectural and Sheet Metal Pattern Drafting also taught successfully. Acme School of Drawing, 237 South St., Kalamazoo, Mich. If interested, ask about the ACME RESIDENCE SCHOOL IN KALAMAZOO

**Handy Electrical Dictionary**  
"Just Fits The Vest Pocket"

Designed to meet the needs of the beginner, and at the same time furnish a compact, reliable reference for the electrical worker and expert.

224 pages—"Plain English" definitions of over 4,800 electrical terms and phrases—7 pages of diagrams

**Everyone Interested in Electricity Needs it**

Price, Cloth, 25 cents

**POPULAR ELECTRICITY PUBLISHING CO.**  
BOOK DEPT.  
Monadnock Block      CHICAGO, ILL.

For our Mutual Advantage mention Popular Electricity when writing to Advertisers.

POPULAR ELECTRICITY

**\$20 to \$35 and EXPENSES WEEKLY**



At home or traveling, all or spare time. Easily learned.

**GET MONEY—I DID—GOT \$301.27**

worth of plating in two weeks, writes M. L. Smith, of Pa. (used small outfit.)

George P. Crawford writes:—"Made \$7.00 a day," J. J. S. Mills, a farmer, writes:—"Can easily make \$5.00 a day plating," Thos. Parker, school teacher, 21 years, writes:—"I made \$9.80 profit one day, \$9.35 another." Others making money—you can do the same.

**Costs Nothing to Investigate. WRITE TODAY**

**LET US START YOU** in the Gold, Silver, Nickel and Metal Plating business. \$5.00 to \$15.00 a day can be made doing plating with Prof. Gray's new line of guaranteed Plating Outfits. Unequaled for plating watches, jewelry, tableware, bicycles, all metal goods. Heavy plate. Warranted. No experience required. We do plating ourselves. Have years of experience. Use same materials we sell. Materials cost about 10c to do \$1.00 worth of plating. Manufacture the only practical outfits, including all tools, lathes, and materials. All sizes complete. Ready for work when received. Guaranteed. **WE TEACH YOU** the art, furnish recipes, formula and trade secrets FREE. **THE ROYAL**, Prof. Gray's New Immersion Process. Quick. Easy. Latest method. Goods dipped in melted metal, taken out instantly with fine, brilliant, beautiful plate, ready to deliver. Thick plate every time. Guaranteed from 5 to 10 years. A boy plates from 100 to 200 pieces tableware daily, \$10 to \$30 worth of goods. No polishing, grinding or electricity necessary. **DEMAND FOR PLATING IS ENORMOUS.** Every family, hotel and restaurant have goods plated instead of buying new. It's cheaper and better. Every store, jeweler, shop, factory, has goods needing plating. Agents have all the work they can do. People bring it. You can hire boys cheap to do your plating, the same as we, and solicitors to gather work for a small per cent. Replating is honest and legitimate. Customers delighted. **WE ARE AN OLD ESTABLISHED FIRM.** Been in business for years. Capital, \$100,000.00. Know what is required. Our customers have the benefit of our experience, so that failure is next to impossible. **WE ARE RESPONSIBLE** and guarantee everything. Reader, here is a chance of a lifetime to own and boss a business of your own. **WE START YOU.** Now is the time to make money. **CALL OR WRITE TODAY.** Our new plan. Samples of plating, testimonials and circulars FREE. Don't wait. Send us your address anyway.

**GRAY & CO. PLATING WORKS, 1254 GRAY BUILDING, CINCINNATI, OHIO**

**THE "National"**

A PORTABLE VACUUM CLEANING MACHINE

combining efficiency, practicality and economy. Can be attached to any electric light socket.

**EFFICIENT** Because it thoroughly accomplishes its purpose.  
**PRACTICAL** Because of its simplicity and compactness.  
**ECONOMICAL** Because of its minimum cost of maintenance and operation.

Growing concerns and responsible parties wanted for agents. Exclusive territory given. Price Complete \$100.00. Send for Catalogue and Particulars

**NATIONAL VACUUM COMPANY**  
 80 Broad Street, " " NEW YORK

**Will You Accept This Business Book if We Send it Free?**

Sign and mail the coupon below. Send no money! Take no risk!

One hundred and twelve of the world's master business men have written ten books—2,079 pages—1,497 vital business secrets, ideas, methods. In them is the best of all that they know about

- Purchasing
- Credits
- Collections
- Accounting
- Cost-keeping
- Organization
- Retailing
- Wholesaling
- Manufacturing
- Salesmanship
- Advertising
- Correspondence
- Selling Plans
- Handling Customers
- Office Systems
- Short-cuts and Methods for every line and department
- Position-Getting
- Position-Holding
- Man-Handling
- Man-Training
- Business Generalship
- Competition Fighting

A 9,059-word booklet has been published describing, explaining, picturing the work. Pages 2 and 3 tell about managing businesses great and small; pages 4 and 5 deal with credits, collections and with rock-bottom purchasing; pages 6 and 7 with handling and training men; pages 7 to 12 with salesmanship, with advertising, with the marketing of goods through salesmen, dealers and by mail; pages 12 to 15 with the great problem of securing the highest market price for your services—no matter what your line; and the last page tells how you may get a complete set—bound in handsome half morocco, contents in colors—for less than your daily smoke or shave, almost as little as your daily newspaper.

Will you read the book if we send it free? Send no money. Simply sign the coupon.

**The System Co., 151-153 Wabash Ave., Chicago**

If there are, in your books, any new ways to increase my business or my salary, I should like to know them. So send on your 16-page free descriptive booklet. I'll read it. 178-8

Name \_\_\_\_\_  
 Address \_\_\_\_\_  
 Business \_\_\_\_\_  
 Position \_\_\_\_\_


For our Mutual Advantage mention Popular Electricity when writing to Advertisers.

POPULAR ELECTRICITY

*Thor*

# Thor

*Thor*



## MOTOR CYCLES

through their SUPERIOR QUALITIES in HILL CLIMBING, ROAD and TRACK WORK, LOW COST of UPKEEP and SIMPLICITY of OPERATING have become the leading motorcycles in the public's eye. We receive thousands of inquiries from people who are interested and wish to purchase this wonderful motorcycle. Merchants and repairmen everywhere should grasp this opportunity to secure constant and substantial profits with little effort. We must establish more agencies to take care of this great demand. Get in touch with us for particulars, catalog, etc., 81 miles in 99½ min. over rough country roads is the latest record for *Thor* the MOTORCYCLE SUPREME.

**AURORA AUTOMATIC MACHINERY COMPANY**

1311 Michigan Ave., CHICAGO, ILL.

*Thor*

*Thor*

### HOTEL TOURAINE

BUFFALO, N. Y.



Delaware Avenue at Chippewa Street  
ABSOLUTELY FIREPROOF

250 Rooms with Bath and Long Distance Telephone.  
EUROPEAN PLAN—\$1.50 Per Day Up  
With Bath Connection

Excellent Music and Grill Room

Send for Booklet.

C. N. OWEN, Prop.

"NOTHING FINER THE WORLD OVER"

### Hotel Pontchartrain

Cadillac Sq., Cor. Woodward Ave.  
DETROIT, MICH

ABSOLUTELY FIREPROOF

Combines more up-to-date features than any other hotel in the country. Appeals particularly to tourists and travelers.



MERRILL ADV.  
AGCY. N.Y.

Conducted on European Plan.  
Unsurpassed Cuisine—Excellent Service.  
RATES: \$2.00 Per Day and Upwards.

**PONTCHARTRAIN HOTEL CO., Props.**

GEORGE H. WOOLLEY, }  
W. J. CHITTENDEN, JR., } Managers

For our Mutual Advantage mention Popular Electricity when writing to Advertisers.

# PATENTS==PATENT ATTORNEYS

**PATENTS** Secured Promptly and with special regard to the legal protection of the invention  
**HAND BOOK FOR INVENTORS AND MANUFACTURERS SENT FREE UPON REQUEST**  
**C. L. PARKER, Patent Lawyer**  
 Patents, Caveats, Trade Marks, Copyrights, Reports as to Patentability, Validity and Infringement.  
 Patent Suits Conducted in all States.  
**REFERENCES:** American Tire Co., Automatic Vending Machine Co., Lippincott Pencil Co., International Ore Treating Machinery Co., Globe Machine and Stamping Co., Metal Manufacturing Co., Builders Iron Foundry, Morgan Machine and Engineering Co., Berkshire Specialty Co., Stewart Window Shade Co., Macon Shear Co., Aeme Canopy Co., Oaks Manufacturing Co., Cox Implement Co., Columbus Buggy Co., National Index Co., Handy Box Co., Iron-Ola Co., By-Products Chemical Co., Alabama Brewing Co., National Offset Co., Antiseptic Supply Co., Floor Clean Co., Fat Products Refining Co., Richmond Electric Co., Railway Surface Contact Supplies Co., National Electric Works, Modern Electric Co.  
 Mr. Parker on November 1, 1903, after having been a member of the Examining Corps of the U.S. Patent Office for over five years resigned his position to take up the practice of patent law.  
**Address 12 MCGILL BUILDING - - - WASHINGTON, D. C.**

Samuel G. McMeen Kempster B. Miller  
**McMeen & Miller**  
 Patent Solicitors and Patent Experts  
 In connection with our telephone engineering practice we make a specialty of securing electrical patents for inventors, and of giving expert advice in patent matters. We also have facilities for marketing meritorious electrical inventions.  
**1456 Monadnock Block CHICAGO 333 Grant Ave. SAN FRANCISCO**

**PATENTS that PROTECT**  
 Our 3 books for inventors mailed on receipt of 6 cts. stamps.  
**E. S. & A. B. LACEY, Washington, D. C., Dept. 52 Est. 1869**

**HAVE YOU AN IDEA?** If so, write for our Books:  
 "Why Patents Pay," "What to Invent," "100 Mechanical Movements" and a Treatise on Perpetual Motions—50 Illustrations. All mailed free.  
**F. G. DIETERICH & CO.**  
 PATENT LAWYERS AND EXPERTS  
**603 OURAY BUILDING, WASHINGTON, D. C.**

**PATENTS SECURED.** Inventor's Pocket Companion free. Send description for free opinion as to patentability. W. N. Roach, Jr., Metzerott Building. Washington, D. C.

**PATENTS**  
 are the greatest source of profit; patent your idea before someone else does; a valid patent, granting as it does, a monopoly is an excellent business foundation; it is also a salable piece of property. I have constant demand for good patents; inventors with good practical ideas write. I will patent and market your inventions. **BOOK FREE.**  
**SANDERS, 115 Dearborn St., Chicago Ill.**

**PATENTS**  
 TRADE MARKS AND COPYRIGHTS  
**SECURED OR FEE RETURNED**  
 Send model or sketch and description of your invention for free search of the U. S. Patent Office Records.  
 Our Four Books mailed Free to any address. Send for these books; the finest publications ever issued for free distribution.  
**HOW TO OBTAIN A PATENT**  
 Our Illustrated 80 page Guide Book is an invaluable book of reference for inventors and contains 100 mechanical movements illustrated and described.  
**FORTUNES IN PATENTS**  
 Tells how to invent for profit and gives history of successful inventions.  
**WHAT TO INVENT**  
 Contains a valuable list of inventions wanted and suggestions concerning profitable fields of invention. Also information regarding prizes offered for inventions, among which is a  
**PRIZE OF ONE MILLION DOLLARS**  
 offered for one invention and \$10,000 for others.  
**PATENTS THAT PAY**  
 Contains fac-similes of unsolicited letters from our clients who have built up profitable enterprises founded upon patents procured by us. Also endorsements from prominent inventors, manufacturers, Senators, Congressmen, Governors, etc.  
**WE ADVERTISE OUR CLIENTS' INVENTIONS FREE**  
 in a list of Sunday Newspapers with two million circulation and in the *World's Progress*. Sample Copy Free.  
**ELECTRICAL CASES A SPECIALTY**  
 We have secured many important electrical patents.  
**VICTOR J. EVANS & CO.**  
 (Formerly Evans, Wilkens & Co.)  
**Main Offices, 615 "F" Street, N. W., Washington, D. C.**

**PATENTS THAT PROTECT AND PAY**  
 Advice and Books Free. Rates Reasonable. Highest References. Best Services.  
**WATSON E. COLEMAN, Patent Lawyer**  
**612 F St. N. W., WASHINGTON, D. C.**



**"Something Electrical For Everybody"**

**EUREKA TELEGRAPH INSTRUMENT**



Wound to 5 ohms \$1.15  
Wound to 20 ohms \$1.25


Red Seal Dry Battery "A" 2 1/2 x 6 1/2 ..... \$0.20  
"B" 3 x 7 ..... .35  
"C" 3 1/2 x 8 1/2 ..... .45

MESCO, JR.  
Battery Fan Motor }  
can be operated by } **\$7.50**  
Red Seal Batteries }

- Outfit complete with Battery Box, Etc., \$10.00
- Gem Battery Motors ..... \$0.75
  - Pony Dynamo, 4 to 10 volts..... 3.00
  - Trouble Lamp Outfits ..... 1.25
  - Battery Rheostats ..... .50
  - Battery Connectors, "Sta-There"..... .03
  - Mesco Spark Plugs ..... .50
  - Medical Induction Coils ..... \$1.00, 1.25
  - Electric Window Tappers ..... 1.00
  - Call Bell Outfits ..... .60

**CATALOGUE 24E.** 184 pages, 1000 illustrations.  
Mailed on request.  
Catalog of Automobile Accessories now ready

**Manhattan Electrical Supply Co.**  
NEW YORK, CHICAGO,  
17 Park Place 188 Fifth Ave.



**Portable Vibrator**

**Not a Toy**, but a correctly designed and efficient piece of apparatus which is used and endorsed by the Medical Profession in the treatment of Constipation, Goitre, Headache, Insomnia, Rheumatism, Neuralgia, Obesity, Etc.

**Lateral Stroke—Percussion Stroke**  
Operated on Direct or Alternating Current

Send for Descriptive Circular

**Victor Electric Co.**

55-61 Market St. Chicago



Efficiency,  
Long-Life,  
Highest Voltage,  
**REASONABLE PRICE**

make it  
**The Battery**  
for experimental work and the amateur

**"1900" DRY CELLS**

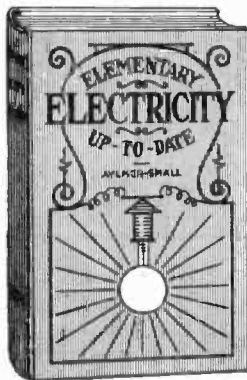
Are Batteries of Merit  
Eighteen Years of successful operation make them the Batteries

**— Known Quality —**

Manufactured by  
**The Nungesser Electric Battery Co.**  
CLEVELAND, OHIO

General Sales Office:  
128 West Jackson Boulevard  
CHICAGO

**A NEW—1909—BOOK**  
of Unusual Value  
**Elementary Electricity up-to-date**  
By SYDNEY AYLMER-SMALL



A complete, practical guide for the beginner in the study of electricity and electrical experiments, imparting a thorough, comprehensive knowledge of the subject and showing how to apply such knowledge in a practical way.

Tells you all about magnets and magnetism, circuits and methods of designing, induction coils, batteries of all kinds, condensers, lightning arresters, etc. Elucidates the laws governing resistance and the flow of current, and describes and explains fully the various types of machinery and apparatus used in the generation, transmission, and application of electric current.

443 pages, profusely illustrated, handsomely bound in cloth.


Price—prepaid to any address—\$1.00

**POPULAR ELECTRICITY PUBLISHING COMPANY**  
Book Department

Monadnock Block Chicago, Illinois



POPULAR ELECTRICITY



## Would Yours Be The Empty Peg If Hard Times Came Again?

If the pay roll had to be cut down, would you be one of the first to go because of lack of training, or would your ability as an expert insure your position? Wouldn't it be more sensible to adopt some definite system to secure promotion to a permanent position, increased earnings, future success, and self-dependent old age, rather than plod along in the same old job, trusting to luck for advancement?

If you have the special knowledge such as the International Correspondence Schools, of Scranton, can impart, you need never fear for your position. I. C. S. Training will bring you steady advancement—will put and keep you far above the failure line. That this statement is true is proved by the experience of thousands upon thousands of men who have taken Courses of I. C. S. Training.

If you wish to secure promotion investigate this plan of the most powerful force for promotion in the world. You won't have to buy books nor give up your present work. You need spend but a small part of your spare time in your own home. Merely marking and mailing the coupon will put you to no expense or obligation to go further. **Get rid of the risk of the empty peg. Use the coupon NOW.**

**International Correspondence Schools**

**Box 1102, Scranton, Pa.**

Please explain, without further obligation on my part, how I can qualify for employment or advancement in the position before which I have marked X.

Bookkeeper	Telephone Eng.
Stenographer	Elec.-Light. Supt.
Ad Writer	Mechanical Eng.
Show-Card Writer	Plumb. and Steam
Window Trimmer	Fitter
Commercial Law	Stationary Eng.
Illustrator	Civil Engineer
Civil Service	Building Con.
Chemist	Architect'l Drafts.
Textile-Mill Supt.	Architect
Electrician	Structural Eng.
Electrical Engineer	Banking
Mechanical Drafts.	Mining Engineer

Name \_\_\_\_\_

St. and No. \_\_\_\_\_

City \_\_\_\_\_

State \_\_\_\_\_

# 150,000 People— Attended the ELECTRICAL SHOW at Chicago Last Year

---

---

**T**HIS throng was made up of people interested in the development of electricity; particularly from the consumer's standpoint.

The development of this marvelous force together with the great strides made in the manufacture of electrical accessories used in the home, in the office, in the factory and on the farm, has made it vitally important that the manufacturer of electrical accessories, the jobber and the supply house should be interested and support the Electrical Show which takes place in Chicago next year.

It is the general opinion that all who have exhibited at this show have received benefits which they could never have secured in any other way. The public has become interested in the exploitation of their products to the extent that the demand made upon the manufacturer to supply the consumer of electric current has been greater than ever before.

The location for exhibitors in the Coliseum is a vital point in the success of their exhibit. By reserving space considerably ahead of time you will be able to secure your desired position in the hall.

---

---

**Electrical Trades Exposition Company**  
**Monadnock Block    ::    ::    CHICAGO, ILLINOIS**

# Don't Take Chances

with so-called electric washing machines still in the experimental stage.


We have been making an excellent line of Cylinder Washing Machines ever since 1903. If you buy the

## SANITARY PARAGON Electric Washer and Wringer

(Made of Metal Throughout)

you are certain of a *reliable* machine which embodies all the essential features of *durability, efficiency* and *service*. The Paragon is conceded by laundry experts and leading engineers to be the Acme of Perfection and mechanical ingenuity.

Before buying any washer do not fail to send for our illustrated Catalog A14.



1909  
Model

**PARAGON  
MFG. CO.**

3619-23 Ashland Ave.  
CHICAGO

# EVERY ONE INTERESTED



in Electricity—no matter in what capacity, whether as student, experimenter, lineman, wireman, engineer, attorney, etc., should have a copy of the

## Handy Electrical Dictionary

the best work of its kind ever published. Contains 224 pages, margin indexed, with definitions in simple language of over 4800 electrical terms and phrases and seven pages of diagrams. Is handsomely bound in cloth or limp leather, and just fits the vest pocket, making it instantly accessible at all times.

Designed to meet the needs of the beginner in Electricity and at the same time furnish a compact, reliable ready reference for the electrical worker and the expert.

PRICE—Postpaid to any address

Cloth Binding, 25c

Limp Leather, gilt edges, gilt embossed, 50c

Order today—you can't afford to be without it any longer.

**Popular Electricity Pub. Co.**  
Book Department

Monadnock Block, Chicago, Ill.



## THE Cyclopedia of Applied Electricity

is a storage battery of electrical knowledge. It is charged right up to the minute with reliable information—it is the *real head of the department* because it contains the work and knowledge of over thirty practical electrical engineers, experts and teachers. This work contains a complete record of their experiments, discoveries and observations. Just the information that the head of any electrical department should have at his finger tips for ready reference.

**YOU CAN ADD THIS KNOWLEDGE TO YOURS  
AT HALF PRICE IF YOU ORDER PROMPTLY**

To introduce this great work, we will fill orders for the next thirty days at \$18.60 per set, payable \$2.00 after examination and \$2.00 per month. The regular price is \$36.00. Order promptly. The half price edition is limited.

**EXAMINATION FREE!** It won't cost you a dollar to examine the books. Just fill in the coupon. The books will be sent to you absolutely FREE of charge. You can return them at our expense if not satisfactory.

These six big volumes contain 2,896 pages, covering 4,000 different topics. Hundreds of special photographs, diagrams, sections, condensed tables and formulas. Page size 7 x 10 inches. Printed in large, clear type on special paper; substantially bound in half red morocco.

### PARTIAL SYNOPSIS OF CONTENTS:

Electric Wiring—Electric Telegraph—Wireless Telegraphy—Telmograph—Theory, Calculation, Design and Construction of Generators and Motors—Types of Dynamos and Motors—Elevators—Direct Current Motors—Direct-Driven Machine Shop Tools—Electric Lighting—Electric Railways—Single Phase Electric Railway—Management of Dynamos and Motors—Power Stations—Central Station Engineering—Storage Batteries—Power Transmission—Alternating Current Machinery—Telephony—Automatic Telephone—Wireless Telegraphy—Telephone, etc.

With this special offer we will also include as a monthly supplement a year's subscription to the

### TECHNICAL WORLD MAGAZINE

This is a regular \$1.50 monthly covering present day scientific facts and inventions. An ideal magazine for the home because it is just enough different from the others to make it interesting. Fill in the coupon to-day—don't wait for to-morrow.

## AMERICAN SCHOOL OF CORRESPONDENCE CHICAGO, U. S. A.

### FREE OFFER COUPON

American School of Correspondence:  
Please send me Cyclopedia of Applied Electricity for five days' free examination. Also T.W. for one year. I will send \$2 within five days and \$2 a month until I have paid \$18.60; otherwise I will notify you and hold the books subject to your order. Title not to pass until fully paid.

NAME .....

ADDRESS .....

OCCUPATION .....

EMPLOYER .....

Pop. Elec., 8-09

POPULAR ELECTRICITY

**Rider Agents Wanted**



in each town to ride and exhibit sample 1910 model. Write for Special Offer. Finest Guaranteed **\$10 to \$27** 1910 Models with Coaster Brakes and Puncture-Proof tires. 1908 & 1909 Models all of best makes **\$7 to \$12** **500 Second Hand Wheels** All makes and models. **\$3 to \$8** good as new..... Great Factory Clearing Sale. We **Ship On Approval** without a cent deposit, pay the freight and allow **TEN DAYS' FREE TRIAL.** Tires, coaster-brakes, parts, repairs and sundries, half usual prices. Do not buy till you get our catalogs and offer. Write now. **MEAD CYCLE CO., Dept. P251 Chicago**



**TRAVELING SALESMEN**


earn big salaries. Over 600,000 employed in the United States and Canada. The demand for good Salesmen exceeds the supply. We will teach you to be one by mail and assist you to secure a good position through our **FREE EMPLOYMENT BUREAU.** We receive calls for thousands of Salesmen and have assisted thousands of men to secure good positions or better salaries. A great many of our graduates who formerly earned \$25 to \$75 a month, have since earned from \$100 to \$500 a month and expenses. Hundreds of good openings for the fall rush. If you want to secure a good position or increase your earnings our free book "*A Knight of the Grip*" will show you how. Write or call for it today. Address nearest office. **DEPT. 220 NATIONAL SALESMEN'S TRAINING ASSOCIATION** New York, Chicago, Kansas City, Minneapolis, San Francisco.

**RAILROAD POSITIONS**

of responsibility and trust commanding good salaries are open for trained men—No business or profession offers such opportunities. Look at the men now occupying high positions who have risen from the ranks. And if you are interested in securing a good paying railroad position—write for **GRADEN BOOK "WHAT IT DOES."** **THE GRADEN SYSTEM OF RAILROAD TRAINING** 515 Schofield Bldg., Cleveland, O.

**WIRELESS TELEGRAPHY**


Send today for our circulars describing all kinds of up-to-date Wireless Instruments. The Five Mile Outfit is the best as well as the most complete, compact, and efficient outfit now offered for sale. The quality is high, the price low, only \$9.15. Our coils are by far the best on the market for Wireless Work. Size of Spark guaranteed. 1-1/4 inch Spark **\$5.00**. 2 inch Spark **\$7.75**. Carborundum Detector, no acids—no boiler—it works where it is put. Price **\$1.00**. Complete Receiving Station, except dry cell, **\$2.25**. Get this receiving outfit and you can clearly hear commercial stations 100 miles and more away. **INTERNATIONAL WIRELESS CO., Dep't E, LIMA, OHIO**



**ROTH** ELECTRIC MOTORS  
POLISHING LATHES  
FORGE BLOWERS  
SPECIAL MACHINERY  
**ROTH BROS. & CO.**  
419 W. Adams St.  
Chicago, Ill.



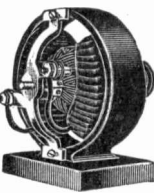
**DO YOU LIKE TO DRAW?**  
THAT'S ALL WE WANT TO KNOW  
Now, we will not give you any grand prize or a lot of free stuff if you answer this ad. Nor do we claim to make you rich in a week. But if you are anxious to develop your talent with a successful cartoonist, so you can make money, send a copy of this picture, with 6c in stamps for portfolio of cartoons and sample lesson plate, and let us explain.  
**The W. L. EVANS SCHOOL OF CARTOONING**  
326 Kingmoore Bldg., Cleveland, Ohio.



**TELEGRAPHY**  
The Omnigraph Automatic Transmitter combined with standard key and sounder. Sends you telegraph messages at any speed. 5 styles, \$2 up. Circular free.  
**OMNIGRAPH MFG. CO.**  
39 N. Cortlandt St., New York

**W. H. CRUMB & COMPANY**  
Engineers Contractors

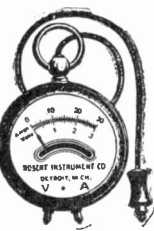
Telephone Engineering and Construction Plans, Specifications and Estimates Promptly Furnished  
**1126 Commercial Nat'l Bank Bldg. Chicago, Ill.**



**DYNAMO - MOTOR \$3.85**  
(A Dynamo and Motor in One)  
As a dynamo it will light 40 candle power, operate induction coils; charge storage batteries; decompose water; electroplate, etc. As a motor, will operate sewing machine, jeweler's lathe, emery wheel, circular saw, advertising devices, and other useful appliances. Send stamp for catalog. Nos. 11 and 12 of new things electrical.  
**ARROW ELECTRIC CO.**  
103 South Canal Street, Chicago, Ill.



**MR. SHAVER**  
WHY not make your razor do better WORK? It will on this strop, or your money refunded. Cost \$1.00, worth \$5.00.  
**ILLINOIS RAZOR STROP CO.**  
60 Wabash Avenue Chicago, Ill.



**Robert Pocket Meters**  
For general battery testing  
Dead-Beat Accurate, Durable, Guaranteed  
Send for Catalogue  
**Volt-Ammeters**  
0-3 Volts, 0-30 amperes, \$6, incl. 1 1/2 hr case  
0-6 Volts, 0-20 amperes, \$6, " " "  
0-12 Volts, 0-80 amperes, \$6, " " "  
**Ammeters**  
0-30 amperes, \$4, incl. 1 1/2 hr case  
**Volt-Meters**  
0-3 V ts, - - - \$4, incl. 1 1/2 hr case  
0-6 V ts, - - - \$4, " " "  
0-12 V ts, - - - \$4, " " "  
**ROBERT INSTRUMENT CO.**  
68 Shelby St., Detroit, Mich.

**ELECTRIC NOVELTIES**

Send for our big catalogue of electric novelties and supplies, miniature railways, motors, telegraphs, electric engines, batteries and all things electrical. Send stamp for catalogue.  
**TREMBLE ELECTRIC CO.**  
Centerville - - - Iowa



New Vest Pocket Flashlight with a Tungsten Lamp and Refillable or Dry Battery, only 75c, postpaid, or with 2 extra batteries, \$1.00. Net Catalog full of bargains for stamp. Discount to Dealers.  
**ELECTRIC NOVELTY CO., Mrs. and Imp.**  
246 3rd Avenue, Pittsburg, Pa.

**DIE MODELS SPECIAL WORK TOOLS MACHINERY**  
**NATIONAL STAMPING AND ELECTRIC WORKS**  
153-159 S. JEFFERSON STREET, CHICAGO, ILL.

## In Selling Electric Current

certain arguments appeal to certain people — others must be approached from an entirely different viewpoint. You have secured a certain number of electric current patrons because your arguments appealed to just those you have.

But you have only a part of all who might become patrons. Let us appeal to them along different lines through the same class of newspaper advertising we prepare for the Commonwealth Edison Company.

Is it not significant that we are entering upon the fourth year of continuous advertising service for this great Chicago Central Station? Ask us about our service.

**Wm. D. McJunkin**  
**Advertising Agency**

167 Dearborn St., Chicago

**Electricians', Linemen's and Wiremen's Tools**  
of all kinds  
for all Branches of the Electrical Field



Many a Lineman learned his trade with "KLEIN'S TOOLS", and is a "Klein Man" ever since. Send three cents in stamps for our 65-page catalogue and discount sheet, full of interesting tools for Electricians, Linemen, and Wiremen.

**Mathias Klein & Sons**

Station U-3 Chicago, Ill.


### AUTO VS. "BIKE."

The automobile is a great invention and an excellent mode of conveyance. But for real health value it does not compare with the once-popular bicycle. Many men and women found both pleasure and health in country tours on their wheels. And while some had the "scorching" fever and rode in a fashion that was dangerous to themselves and to others, they were few compared with the many thousands who gained physical health and vigor through the proper use of the bicycle.

Walking clubs are fine for both health and recreation; but it would be an excellent thing for the people if "cycling" should again become as popular as it was a decade or more ago.

For a very few dollars you can buy a wheel of the latest type from the Mead Cycle Company, Chicago.

Get their new catalog of bicycles and supplies. If you wish they will send you a wheel for ten days' free trial.



### The "Electro" 1/2 K.W. Transformer-Coil (100 Mile Wireless Coil.)

is a radical departure in ordinary coil building. Our coil is NOT SEALED IN, and is still better insulated than a sealed in coil. Our new departure is centered in our BLOCK-SECONDARIES (see cut).

These secondaries are wound with No. 30 B. & S. Enamelled Wire. This means, on account of getting 3 times as many ampere turns into a given space, that our secondaries are 3 times as efficient as other ones, and that they take up one-third as much room. The primary is another marvel. We use enamelled wire No. 14 B. & S. and consequently get just 3 times as much wire on the core, as if we used the common D. C. C. wire.

As there is no vibrator nor condenser to this coil, it must of course be used with an electrolytic interrupter or independent vibrator or running it from 110-120 Alternating current. The spark obtained is from 1-2 to 2 inches long, but 1/4 inch THICK. For wireless work it is the fat spark that counts, not the long thin spark.

PRICE OF COIL, \$7.50

Send two-cent stamp, postage for our great 120-page electrical cyclopedia, containing a large amount of useful information on wireless goods which cannot be found in any other book.

ELECTRO IMPORTING CO., 86 B West Broadway, New York City  
"EVERYTHING FOR THE EXPERIMENTER"



### Wire, Coils and Cordage

NORWAY IRON WIRE for cores, COTTON, SILK and ENAMELED MAGNET WIRE, heavy and fine sizes for primary or secondary windings, receiver coils or coils of any kind.

COILS wound to your specifications.

BELL WIRE and ELECTRICAL CORDS for every purpose.

The above furnished at lowest prices in small quantities for wireless telegraph or experimental purposes, or in large quantities for manufacturers.

Write for prices to Dept. E.

**BELDEN MANUFACTURING COMPANY**

194 Michigan Street - - CHICAGO, ILL.



Electricity is the most wonderful and interesting scientific study of the age. Every boy, girl and grown-up should know about it. Our fascinating 112 page book just out makes it easy for you to learn.

We'll send you this new, enlarged catalogue on receipt of 6c. It contains a coupon which entitles you to a rebate of your 6c on first order of 50c or over.

Catalogue contains hundreds of illustrations and descriptions of VOLTAMP electrical products—Wireless Instruments, Motors, Dynamos, Machine Models, Toys, Telegraphic Instruments, Batteries, Meters, Coil Switches, Geissler Tubes, Lamps, Flash Lights, Telephones, Bells, Miniature Railways, etc.

A boon to the experimenter as well as to the practical electrician.

**VOLTAMP ELECTRIC MFG. COMPANY**  
Park Building BALTIMORE, MD.

For our Mutual Advantage mention Popular Electricity when writing to Advertisers.

# WE DON'T BELIEVE IT



\$15.00

### Swedish Electric Vibrator No. 6

Operated by its own powerful electric batteries, equally as effective as the No. 5, but for the use of those not having access to the electric light current.

A man said the average person would rather pay \$200.00 per year doctor and drug bills and **REMAIN SICK** than to buy a health giving Vibrator for \$15.00 and **GET WELL** and save \$185.00 the first year that they would otherwise pay the doctor and druggist.

Vibration is positive in its effects and in using it you are not experimenting, but **KNOW** what the result will be. All human beings are created on one plan, "In God's Image," consequently the **NATURAL** laws apply with equal force to **ALL**.

Vibration, in the treatment of disease, is the application of one of Nature's most potent remedies, and is the **ONLY** treatment that is invariably beneficial and

**NEVER** harmful. There is no guess work, no chance, no luck, and no uncertainty. Nature's laws are one and immutable. Certain causes **ALWAYS** produce certain effects.

Two 2 cent stamps bring our handsomely illustrated booklet, containing 22 half-tone pictures of well-known, prominent people and copies of letters they have written us together with charts, diagrams and instructions in **PLAIN ENGLISH**, showing **WHY** and telling **HOW** you can obtain new life, vitality and health without drugs, dope or diet.



### Swedish Electric Vibrator No. 5

Operates on any electric light current, anywhere, direct or alternating.

\$25.00

## SWEDISH ELECTRIC VIBRATOR CO.

611 BERWIN AVE.,

CHICAGO, ILL.



Up and off the desk and out of the way when not in use



Permits one to adjust telephone to their position, not adjust self to position and convenience of telephone



Never in the way but always ready for instant service, sitting or standing

The Radio is simplicity and perfection, has fewer parts than any other Telephone Holder, is better made and finished, meets with instant approval of all who see it. Fine enamel and oxidized copper finish. Agents wanted. Write for terms.

## Swedish-American Telephone Co.

CHICAGO

BRANCH KANSAS CITY, MO. 113-115 West 6th Street



Your caller on the opposite side of desk can use the telephone without either of you getting up



If anyone wishes to use telephone while standing, you do not have to get up but simply push it up and over



Perfectly balanced; can be moved up or down, sideways or in a circle with the slightest touch and will remain in any position you put it

## The Radio Arm Ideal Telephone Holder

Price \$3.50

Can be used in connection with any make of desk Telephone, roll or flat top desk





# PROMOTED!

¶ Don't worry about the boss not having his eye on you and noticing the improvement in your work. Remember he is human—he is on the lookout for good men. His success and the firm's depends on his ability to select the right man.

¶ If you are a little better than the other man—if you know more about your work than he does, do you suppose the boss will pass you by and boost the other fellow?

¶ You wish you had a better job. You wish you knew more, then you could do more and earn more. Fill in the blank form below and let us tell you how these wishes can be realized.

## FREE INFORMATION COUPON

**American School of Correspondence:**

Please send me free your Bulletin of engineering information and advise me how I can qualify for position marked "X"

- |                          |                                   |
|--------------------------|-----------------------------------|
| ... ELECTRICAL ENGINEER  | ... TELEPHONE ENGINEER            |
| ... DRAFTSMAN            | ... HEATING AND VENTILATING ENGR. |
| ... CIVIL ENGINEER       | ... PLUMBER                       |
| ... MECHANICAL ENGINEER  | ... ARCHITECT                     |
| ... STATIONARY ENGINEER  | ... HYDRAULIC ENGINEER            |
| ... STRUCTURAL ENGINEER  | ... TEXTILE BOSS                  |
| ... MUNICIPAL ENGINEER   | ... SHEET METAL PATTERN DRAFTSMAN |
| ... RAILROAD ENGINEER    | ... COLLEGE PREPARATORY COURSE    |
| ... STRUCTURAL DRAFTSMAN | ... SANITARY ENGINEER             |

NAME.....  
 ADDRESS.....  
 OCCUPATION.....

Pop. Elec. 8-'09

¶ Our advice, based upon the experience of our successful students and graduates will cost you nothing. It may start you right and change your whole future.

¶ The American School of Correspondence is an educational institution. We employ no agents or collectors. The merit of our work makes this unnecessary.

¶ Advice regarding the work you wish to take up and our complete Bulletin will be sent for the coupon. There's no obligation attached to this—mail it today.

WE HELP MEN HELP THEMSELVES

**AMERICAN SCHOOL OF CORRESPONDENCE**


CHICAGO, U. S. A.



Yours

2 Years for \$1.50

And With Each Subscription We Give "Standard Wiring"—A \$1.00 Book—Absolutely FREE



# The Best Reading Bargain on Earth

Practical Engineer is a big monthly paper for engineers. Each issue is filled with bright, well-illustrated articles which will hold your interest and give you a wonderful amount of useful information on every phase of your work—whether

in Central Stations, Electric Light Plants or Isolated Power Houses.

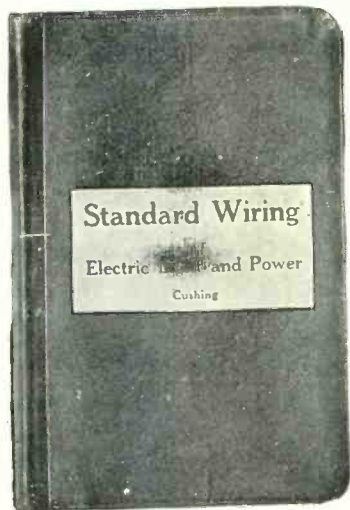
You'll like Practical Engineer. You'll enjoy and profit by the electrical department it contains. You'll also profit by the plain, practical instruction it gives—instruction adapted to the needs of the man-on-the-job, and presented in clear forcible "down-on-the-earth-style" easily understood by every engineer.

The June number is a complete book on the Isolated Electric Lighting Plant. It tells how best to place lights—the number of lights needed for certain work—the efficiency of different styles of lamps—How to install conduit wiring, cleat wiring, concealed work—How to figure size of wire needed in electric circuits—How to arrange switchboards—How to connect up generators—Hints on Storage Batteries, and hints on the care and management of complete electric plants. You ought to have this June number. It alone is worth the price of subscription, but you get in addition a \$1.00 book—"Standard Wiring" absolutely free, and 24 other crack-a-jack numbers of Practical Engineer for a period of 2 years.

There is nothing later or better than this 1909 edition of "Standard Wiring." It gives you every necessary rule and requirement for safe, easy and economical interior and exterior work.

For instance:—Do you know all about circuit breakers and fuses? How about the installation, care and wiring of dynamos? Do you know what to do in a case of special wiring? Can you estimate the size of wire for any condition?

If you can't say "YES" to these questions and hundreds of others, you need "Standard Wiring."



Mail Coupon to PRACTICAL ENGINEER 359 Dearborn Street Chicago, Ill.

If you will fill out and send in the attached coupon with your personal check, money order, or \$1.50 cash, the Electrical Number and book "Standard Wiring" will be sent to you by return mail and if you don't think you have your money's worth, return the book and we will cheerfully refund your money.

This offer is limited but there is still time if you send today.

Add \$1.00 extra for postage in Canada.

Aug.

Practical Engineer

359 Dearborn Street Chicago, Ill.

For the enclosed \$1.50, send me Practical Engineer for two years and include without cost, Standard Wiring, by Cushing, as illustrated above, which I understand will be sent by return mail with a current copy of the paper.

Name .....

Address .....

City .....

State .....

Occupation .....

# NO OTHER WASHING MACHINE

In the World will do all this but

## THE THOR-ELECTRIC

Wash the Clothes.  
Wring the Clothes.  
Work the Ironing Machine.  
Work the Food Chopper.  
Sharpen Knives.  
Churn the Butter.  
Turn the Grind Stone.  
Freeze the Ice Cream  
and  
Do Scores of Other  
Household Duties.



The "THOR" washes and wrings without packing the clothes in a wad as many other washers do.

By attaching the UNIVERSAL ROD (sold only with the THOR) the THOR-ELECTRIC can be made to perform by electricity, countless daily household tasks now done by your wife, housemaid, washwoman, butler or man-of-all-work.

### Features Found in no other Washing Machine but The Thor-Electric

1. A 3-roll reversible wringer which wrings the clothes from either side of the machine. Virtually two wringers in one.
2. A wooden cylinder that completely revolves in one direction and then automatically reverse and turns in the opposite direction—keeps the clothes spread out so that the suds can reach every part.
3. A heater that heats the water in a few minutes and keeps it hot during the entire wash—saves the work of carrying hot water.
4. A universal rod, which can be attached in a couple of minutes to the wheel of the washer and will work at the same time any other machine you wish to run.

**SENT ON 30 DAYS' FREE TRIAL**

Write Us for Free Illustrated Book, "Easy Way Wash Day," Showing all Styles, Sizes and Capacities.

**HURLEY MACHINE COMPANY**

106 S. Clinton Street  
CHICAGO

71 First Street  
SAN FRANCISCO, CAL.

2506 Flatiron Building  
NEW YORK