

IS DSS SATELLITE TV RIGHT FOR YOU?

January 1996

Popular Electronics®

A Guide to Direct-Broadcast

Satellite TV

How DSS, PrimeStar, and others are changing the face of television forever

Build a Telephone Transmitter

Listen in on telephone conversations using any FM radio

Remembering Radio Row

A nostalgic look back at the great radio emporiums of yesteryear

Build a Voice-Activated Switch

Use it to control a tape recorder or any other device



\$3.50 U.S.
\$3.95 CAN.

#BXBDCCH CAR-RT SORT ** C007
#98178ADE822S2005# FEB99 P35

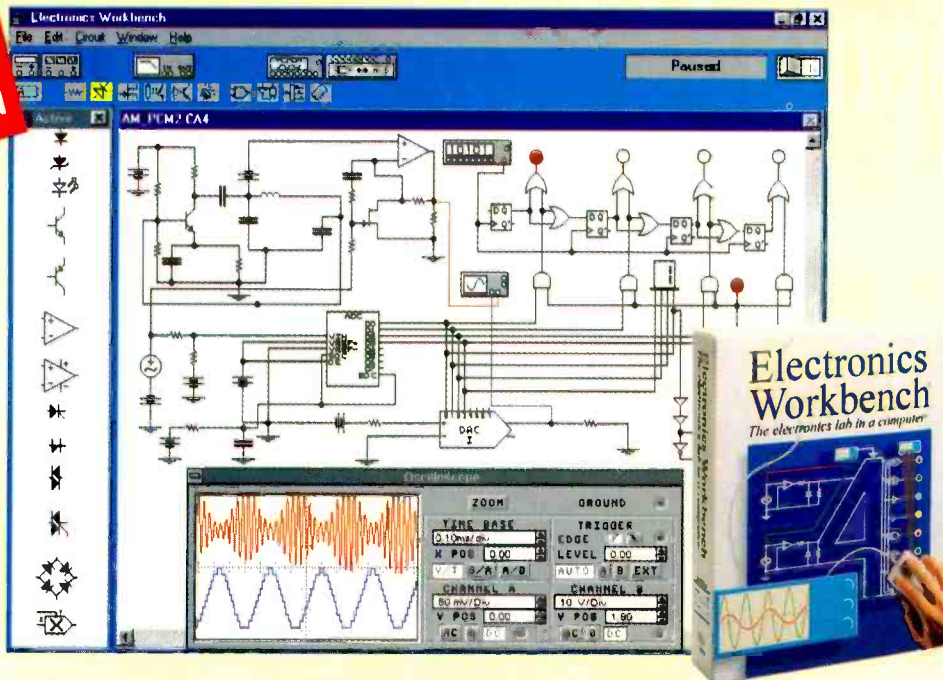


LOWELL ANDERSON RESP
122
8225 S 128TH ST
SEATTLE WA 98178-4941

A GEENSBACK PUBLICATION

Electronics Workbench[®] Version 4.1

**NEW
WINDOWS 95/NT
32 BIT VERSION**



Design and Verify Circuits Faster

Join over 20,000 customers using *the* affordable mixed-signal simulator

Design faster with Electronics Workbench. Mix the analog and digital components and ICs in any combination. And with a click of the mouse, try 'what if' scenarios and fine tune your designs. The built-in SPICE simulator gives you real-world waveforms.

All without programming or netlist syntax errors.

And in minutes. Not hours or days.

You'll be up and running sooner. And create better designs faster with Electronics Workbench. We guarantee it!

INTERACTIVE IMAGE TECHNOLOGIES LTD.

908 Niagara Falls Blvd. #068, North Tonawanda, NY 14120-2060
Telephone: 416-977-5550 BBS: 416-977-3540
CompuServe: 71333,3435 E-mail: ewb@interactiv.com

Electronics Workbench: \$299

- Click & drag schematic capture
- Mixed analog/digital SPICE simulator
- Instant Bode plots and scrollable waveforms
- 50 analog components with 350 models
- 140 digital components and ICs in TTL and CMOS
- Windows 95/NT/3.1, DOS and Macintosh versions
- Free unlimited technical support
- 30-day money-back guarantee

Engineer's Pack: \$599

- Electronics Workbench
- 2,450 models
- Import/Export SPICE netlists
- Export to PCB packages

To discover more about *the* affordable mixed-signal simulator, call us today at:

800-263-5552

Fax: 416-977-1818

Internet: <http://www.interactiv.com>

Australia: 2519-9933 • Brazil: 11-453-5588 • Cyprus: 262-1068 • Czech Republic: 19-224308 • Denmark: 33-254109 • Finland: 0-297-5033 • France: 14-908-9000 • Germany: 711-627740 • Greece: 1-524-9981 • Hungary: 1-215-0082 • India: 11-544-1343
Indonesia: 21-4700815 • Israel: 3-641-5613 • Italy: 11-457-5549 • Japan: 3-33823136 • Malaysia: 3-774-2189 • Mexico: 5-595-5260 • Netherlands: 18-031-7666 • New Zealand: 9-267-1756 • Norway: 22-467045 • Philippines: 973-270118 • Portugal: 1-81-46609
Singapore: 777-2303 • Slovenia: 61-317830 • South Africa: 331-648309 • South Korea: 22-222-3431 • Spain: 1-384-8335 • Sri Lanka: 1-86-9970 • Sweden: 87-405500 • Taiwan: 886-2-36640080 • Thailand: 662-3984992 • UAE: 4-453505 • UK: 203-233216



Trademarks are property of their respective holders. Offer is in U.S. dollars and valid only in the United States and Canada. All orders subject to \$15 shipping and handling charge.

CIRCLE 14 ON FREE INFORMATION CARD

9EA3FP4

Popular Electronics®

JANUARY 1996

Vol. 13, No. 1

g

A GERNSBACK
PUBLICATION

COVER STORY

9 Popular Electronics Guide To Direct-Broadcast Satellite TV

Learn about the new technology that's changing the way we watch television

CONSTRUCTION

35 Build a Voice-Activated Switch

Use your voice to control a tape recorder or any other device—*Marc Spiwak*

37 Build a Telephone Transmitter

Receive telephone conversations on any FM radio with this easy-to-build device—*Marc Spiwak*

54 Build an Autoranging Capacitance Meter

It's an accurate and useful addition to any hobbyist's workbench—*Robert Gotchall*

FEATURES

39 Remembering Radio Row

Travel back to the good-old days when the electronics hobby was king, and every city and town had its own "Radio Row"—*Karl T. Thurber, Jr.*

43 All About Logic Families


Learn the difference between the many TTL and CMOS logic families, and the right time and way to use each—*Stephen J. Bigalow*

49 Traffic Information Systems

Systems that deliver useful, up-to-the-minute traffic information whenever you need it are on the way—*Bill Siuru*



Page 9



Page 37



Page 49

POPULAR ELECTRONICS (ISSN 1042-170-X) Published monthly by Gernsback Publications, Inc. 500 Bi-County Boulevard, Farmingdale, NY 11735-3931. Second-Class postage paid at Farmingdale, NY and at additional mailing offices. One-year, twelve issues, subscription rate U.S. and possessions \$21.95, Canada \$28.84 (includes G.S.T., Canadian Goods and Services Tax Registration No. R125166280), all other countries \$29.45. Subscription orders payable in U.S. funds only. International Postal Money Order or check drawn on a U.S. bank. U.S. single copy price \$3.50. Copyright 1995 by Gernsback Publications, Inc. All rights reserved. Hands-on Electronics and Gizmo trademarks are registered in U.S. and Canada by Gernsback Publications, Inc. Popular Electronics trademark is registered in U.S. and Canada by Electronics Technology Today, Inc. and is licensed to Gernsback Publications, Inc. Printed in U.S.A.

Postmaster: Please send address changes to Popular Electronics, Subscription Dept., P.O. Box 338, Mount Morris, IL 61054-9932

A stamped self-addressed envelope must accompany all submitted manuscripts and/or artwork or photographs if their return is desired should they be rejected. We disclaim any responsibility for the loss or damage of manuscripts and/or artwork or photographs while in our possession or otherwise.

As a service to readers, Popular Electronics publishes available plans or information relating to newsworthy products, techniques, and scientific and technological developments. Because of possible variances in the quality and condition of materials and workmanship used by readers, Popular Electronics disclaims any responsibility for the safe and proper functioning of reader-built projects based upon or from plans or information published in this magazine.

PRODUCT REVIEWS

9 Gizmo
Popular Electronics' Guide to DBS Satellite TV

28 Hands-On-Report
Wavetek DM78A DMM

30 Product Test Report
Marantz CC45U Five-CD Carousel Changer

COLUMNS

22 Multimedia Watch
A time of changes—Marc Spiwak

24 Net Watch
Broadcasting on the web—Dan Karagiannis

59 Antique Radio
More on the 1930's ham receiver—Marc Ellis

61 Computer Bits
Cleaning up—Jeff Holtzman

62 Think Tank
Automotive circuits—John Yacono

65 Circuit Circus
Fun with light strings—Charles D. Rakes

68 DX Listening
Radio Korea International—Don Jensen

72 Ham Radio
Antenna safety—Joseph J. Carr

74 Scanner Scene
A portable for newcomers—Marc Saxon

DEPARTMENTS

3 Editorial

4 Letters

6 New Products

76 Electronics Library

89 Popular Electronics Market Center

118 Advertiser's Index

119 Free Information Card

Popular Electronics

Larry Steckler, EHF, CET,
editor-in-chief and publisher

EDITORIAL DEPARTMENT

- Carl Laron, editor
Dan Karagiannis, associate editor
Teri Scaduto, assistant editor
Evelyn Rose, editorial assistant
Stephen A. Booth, contributing editor
Joseph J. Carr, K4IPV, contributing editor
Marc Ellis, contributing editor
Jeffrey K. Holtzman, contributing editor
Don Jensen, contributing editor
Charles D. Rakes, contributing editor
Marc Saxon, contributing editor
Marc Spiwak, contributing editor
John Yacono, contributing editor

PRODUCTION DEPARTMENT

- Ruby M. Yee, production director
Kathy Campbell, production assistant

ART DEPARTMENT

- Andre Duzant, art director
Russell C. Truelson, illustrator

Jacqueline P. Cheeseboro,
circulation director

Michele Torriolo,
POPULAR ELECTRONICS bookstore

BUSINESS AND EDITORIAL OFFICES

Gernsback Publications, Inc.
500 Bi-County Blvd.
Farmingdale, NY 11735-3931
1-516-293-3000
FAX: 1-516-293-3115
President: Larry Steckler


SUBSCRIPTION CUSTOMER SERVICE/ ORDER ENTRY

1-800-827-0383
7:30 AM - 8:30 PM EST

Advertising Sales Offices listed on page 118

Composition by Mates Graphics

Cover by Loewy Design
Cover Illustration by Dave Ember



Since some of the equipment and circuitry described in POPULAR ELECTRONICS may relate to or be covered by U.S. patents, POPULAR ELECTRONICS disclaims any liability for the infringement of such patents by the making, using, or selling of such equipment or circuitry, and suggests that anyone interested in such projects consult a patent attorney.

EDITORIAL

DSS: ONE YEAR LATER

Regular readers of **Popular Electronics** might recall that around this time last year I took the DSS plunge. Fed up with my local cable company, and with C-band not being a viable alternative for aesthetic and practical reasons, I felt DSS was an ideal alternative—as I stated at the time: “A dream come true.”

A little less than a year later I am here to report that my initial impressions have changed—I am even happier with my system than the day I purchased it! That's because the already-wide range of available programming has increased further, and the system's already-good performance has become even better with the launch of the system's third satellite.

However, that does not mean that DSS is necessarily right for you. First of all, there is the initial outlay for equipment. While hardware has become available from a second source (Sony), and discounting is now going on, it is still not an insignificant cost. Another potential problem is that you must have a clear line of sight to the satellites.

And DSS does not have the DBS field to itself. Primestar, for one, has proved to be a formidable competitor, and one that offers a cost advantage because no equipment needs to be bought. Further, by the time you read this, those two might be joined by the soon-to-be-launched AlphaStar and EchoStar DBS systems.

Even so, the future of DSS seems bright. To learn more about DSS, and direct-broadcast satellite TV in general, see our Guide to Direct-Broadcast Satellite TV in this month's installment of Gizmo. The story begins on page 9.



Carl Laron
Editor

EARN YOUR B.S. DEGREE IN COMPUTERS OR ELECTRONICS



By Studying at Home

Grantham College of Engineering, now in our 45th year, is highly experienced in “distance education”—teaching by correspondence—through printed materials, computer materials, fax, modem, and phone.

No commuting to class. Study at your own pace, while continuing on your present job. Learn from easy-to-understand but complete and thorough lesson materials, with additional help from our instructors.

Grantham offers three separate distance-education programs, leading to the following accredited degrees;

(1) The B.S.E.T. with Major Emphasis in Electronics.

(2) The B.S.E.T. with Major Emphasis in Computers.

(3) The B.S.C.S. — the Bachelor of Science in Computer Science.

An important part of being prepared to *move up* is holding the right college degree, and the absolutely necessary part is knowing your field. Grantham can help you both ways—to learn more and to earn your degree in the process.

Write or phone for our free catalog. Toll free, 1-800-955-2527, or see mailing address below.

Accredited by
the Accrediting Commission of the
Distance Education and
Training Council

GRANTHAM
College of Engineering
Grantham College Road
Slidell, LA 70460

LETTERS

The Readers Write

SPEAKER-ENCLOSURE DESIGN

I was pleased to see William R. Hoffman's article, "Build a Sub-woofer" (*Popular Electronics*, July 1995). I would like to do just that, using the transducers that I already have, and have had for a good number of years.

I have a pair of Tannoy Dual-Coaxial 15-inch transducers that I acquired in infinite baffles more than 25 years ago. Those boxes were 23 cubic feet each, so when I moved to a smaller home in 1993, I had to sacrifice the enclosures. But I saved those magnificent speakers for just such purposes as you have now highlighted.

I do not have the full specifications on them, but they are known. What I need to know is how to determine the important dimensions for the bass reflex boxes needed for them to be returned to service as sub-woofers. I would hope that each box might be of a size that approximates that of an end table, suitable for either end of a living-room couch. Incidentally, the professional crossovers come as companion units, and I would simply disconnect that circuit, which fed the aluminum spiders for the top end.

Is there a book that will show me how to determine the box dimensions and the tube location and length? Plus instructions on what I might need for sound-damping material inside? I will greatly appreciate your assistance so that I might once again enjoy those beauties.

H.S.

Benicia, CA

There are at least two different ways that you can get information on speaker-enclosure design: from books published on the subject and from readily available software packages for IBM-compatible personal computers. Those programs will calculate the values for the enclosure size and tuning requirements.

Two books that can be found at most Radio Shack stores are Building Speaker Systems (#62-1087A) and Advanced Speaker Systems (#62-2317).

*As for software, try one of the many freeware/shareware programs available on the subject. They can be obtained at any large computer shop or store that offers computer software. My article, "Design Your Own Loudspeakers" (*Popular Electronics*, February 1994) contains a BASIC program for doing sealed-box loudspeaker system design.*

But before you go out and purchase any of those books or programs, it would do well to keep in mind that they all depend on you knowing some specific pieces of information about your drivers: their Thiele/Small parameters. Since the work of those two engineers, done originally back in the late 1960s and early 1970s, most drivers recently produced (in the past 10 years or so) come supplied with those parameters by their manufacturers or distributors. And you can't get by without them! If you don't have them, measuring them can take some time and a fair amount of experience and electronic/acoustic testing equipment. Such information as the magnet size, voice-coil diameter, cone material, etc., I am afraid, is completely useless to you! So it is important to keep in mind that when it comes to drivers made in the 1950s through the early 1980s, it is possible that you might find yourself unable to use them at all.

I hope this information proves to be some help to you. Best of luck in your project.—William R. Hoffman

I hope this information proves to be some help to you. Best of luck in your project.—William R. Hoffman

NEW VLF RECEIVER

The February 1995 issue of *Popular Electronics* carried a short article titled "Monitoring SID's" (*Ham Radio*) by my friend Joe Carr. I've not spoken to Joe

since moving to Wisconsin, so I assume he is unaware that AAVSO no longer recommends the VLF receiver described in his column. Our new receiver—also designed by our technical coordinator, Arthur Stokes—is a unique device that uses "gyrator" technology and, therefore, no induction coils. The unit was described in our newsletter, "SID Technical Bulletin," and also in the Spring 1994 issue of *Communications Quarterly*. I would be happy to send this information to anyone with a sincere interest in its construction and use. Send a self-addressed, stamped envelope to my attention at AAVSO, 4523 Thurston Lane #5, Madison, WI 53711.

Those who are not familiar with the AAVSO program that deals with anomalous ionospheric effects might be interested to learn that our contributors currently supply over 75% of those data to the National Geophysical Data Center in Boulder, Colorado. It is a fascinating and scientifically productive project that has now endured for nearly 40 years.

PETER O. TAYLOR,
CHAIRMAN
AAVSO
Madison, WI

HAVES & NEEDS

I am seeking a musical chip, the MO83, as advertised by Roy Devault of Devtronix. Can anyone help me locate that company or that chip? Thanks in advance for any help that anyone might provide!

JOSEPH LOMBARDO
67 Huguenot Drive
Mastic Beach, NY 11951

I would like to know if anyone out there could make me a copy of a schematic for a Zenith model number S255 2P3 television. I would of course pay for all shipping and handling costs. Thank you.

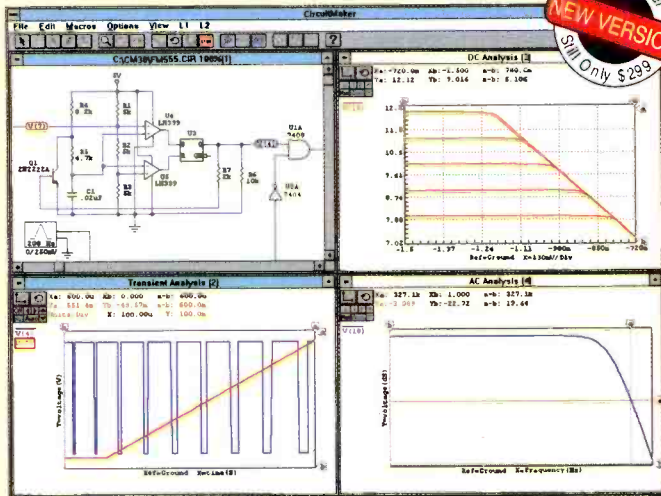
WILLIAM RIGHI
10801 Ackerman Lane
North East, PA 16428

CircuitMaker[®]

The Complete, Low Cost, Circuit Design System

Professional Schematic Layout

CircuitMaker's schematic capabilities are unmatched and include many advanced editing features not found in similar programs. These powerful features minimize the time and task associated with drawing a schematic and insure a professional looking final product. Printout and export options are numerous and results are of the highest quality. But that's what people have come to expect from CircuitMaker.



Analog, Digital and Mixed-Mode Simulation

CircuitMaker's SPICE3 based analog simulation is fast and accurate. SPICE sub circuits for all base level digital devices provides advanced mixed-mode simulation capability. Digital simulation is live and highly interactive. This powerful simulation trio is tightly integrated into one package and will confirm your circuit designs with accuracy and ease.

Comprehensive Device Library

Version 3 features a state-of-the-art device browser which greatly simplifies the task of organizing and selecting devices. With its newly expanded device library, CircuitMaker now ships with more devices (at no additional cost) than any competing product. If you need a device that isn't provided, CircuitMaker provides industry standard SPICE import and a powerful Macro capability to enable you to create new devices. CircuitMaker provides you with the tools to get the job done right.

More Power
NEW VERSION
\$199 Only \$299

Professional Schematic Features
Digital, Analog, and Mixed-Mode Simulation
1000+ Devices/Models
SPICE Export/Import
PCB Export
Retail Price

	YES	YES	YES	YES	YES	YES	YES	\$299
CircuitMaker	YES	NO	YES	NO	NO	NO	NO	\$299
Electronics Workbench version 4	YES	NO	YES	YES	YES	YES	YES	\$599

Total Customer Satisfaction

At MicroCode Engineering we are committed to total customer satisfaction. When you purchase CircuitMaker you have the confidence of knowing that a trained staff of professionals is available to serve you after the sale. Our free unlimited customer service is second to none! Whether you have general or technical questions they will be answered promptly by a knowledgeable representative.

FREE Functional Demo

A free functional demo is available on the Internet (<http://www.microcode.com>), on CompuServe (GO MICROCODE) and on America Online (keyword search; CircuitMaker). A demo can be purchased directly from MicroCode Eng. for \$10.


Printed Circuit Board Netlist Output

The PCB output capability helps you complete your design cycle, by generating a netlist that can be imported into any compatible PCB program. This is not a costly "add-on" product. It comes standard with every copy of CircuitMaker.

PCB Program

MicroCode Engineering also offers a CircuitMaker compatible, professional level, PCB layout and autorouting program for just \$299. Used in conjunction with CircuitMaker, Autotrax completes a powerful end-to-end circuit design system. Call for details.

"CircuitMaker Shorts The Competition Out, With An Unbeatable Bottom-line"



MicroCode Engineering
573 W. 1830 N. Suite 4
Orem, UT 84057 USA
Phone (801) 226-4470
FAX (801) 226-6532

To order or request additional information call 800-419-4242

Competitive upgrades are available for \$149. Call for details. CircuitMaker is a registered trademark of MicroCode Engineering. All other trademarks are the property of their owners.



CIRCLE 13 ON FREE INFORMATION CARD

NEW PRODUCTS

Telephone with Built-In Rolodex

Aimed at the small office/home office (SOHO) market, the *Telemaster* from *Rolodex Electronics* is a unique telephone/organizer that has the efficiency of a Rolodex phone-file system built right into a telephone. The organizer portion offers personal and business address/phone-number files; appointment and to-do lists with multiple-line data scroll that can be searched by date or event; a real-time clock and alarm function; a 200-year monthly calendar; a 12-digit calculator; infrared data-transfer capabilities; and a confidential



file that can only be accessed by a user-defined password. The phone features a speakerphone function, hold button, auto and speed dial, system-defined pause, and touch-tone compatibility. A large, Super-twist LCD screen has a six-line display with 24 characters per line for easy viewing.

The *Telemaster* is an integrated databank that is available in two-line (*Model 2000*) and one-line (*Model 1000*) versions. The *Model 2000* has 128K memory and stores up to 2000 personal and business records. The *Model 1000* has 64K memory and stores up to 2000 personal and business records.

The *Telemaster 2000* and *1000* cost \$129.95 and \$99.95, respectively. For further information, contact Rolodex Electronics, 245 Secaucus

Road, Secaucus, NJ 07096-2196; Tel. 201-348-3939; Fax: 201-348-0239.

CIRCLE 87 ON FREE INFORMATION CARD

REMOTE A/B SWITCH AND ANTENNA

It's common for people who live within several miles of broadcast towers to experience problems watching broadcast stations through their cable system. The metal connectors that hook the cable to the television delay the signal reception, causing distorted images, or ghosting, on the screen. TV viewers who are frustrated by faulty cable transmissions, or by satellite systems that don't include network stations, can switch to broadcast reception with the touch of a remote control using the *Emerson TV4706* remote A/B switch and TV antenna system from *Jasco*.

Turning the A/B switch automatically changes the reception from cable or satellite to broadcast, without unhooking the coaxial cable, or cable box. You don't even have to get off the couch, thanks to the system's remote control. The system, which includes a 12-position UHF/VHF/FM antenna, a remote control, and an A/B switch, is particularly well suited to areas that experience frequent cable outages.



The *Emerson TV4706* has a suggested retail price of \$69.95. For more information, contact *Jasco Products Company, Inc.*, 311 N.W. 122nd, Oklahoma City, OK 73114; Tel. 800-654-8483.

CIRCLE 88 ON FREE INFORMATION CARD

PEN-STYLE DMM WITH LOGIC TEST

Extech's Model 381625 is an eight-function digital multimeter with a built-in logic probe tester. The pen-style meter measures DC/AC volts, DC/AC current, and resistance, and provides diode, continuity, and logic tests. It features a built-in positive test tip and sockets for a communications (negative) test lead and a logic power lead. The logic test provides red/green LED indication of CMOS/TTL high/low threshold levels. A large 0.5-inch LCD readout displays function and measurement, and indicates low battery and polarity. The pen multimeter comes with two 1.5-volt button batteries, a test clip lead for multimeter use, and power leads for logic tests.



The *Model 381625* pen-style DMM costs \$49. For additional information, contact *Extech Instruments*, 335 Bear Hill Road, Waltham, MA 02154-1020; Tel. 617-890-7740; Fax: 617-890-7864.

CIRCLE 89 ON FREE INFORMATION CARD

COMPUTER-CONTROLLED SCANNING

The *OptoScan535* from *Optoelectronics* is an add-on computer-control interface for the *Radio Shack model PRO-2035* scanner. It provides optimum control in scanning, with the ability to tune the receiver from the computer while increasing the scanning speed. When equipped with the *OptoScan535*, the *PRO-2035* scans faster than any other scanner using computer control. (Continued on page 84)

Revolutionary new product heats, cools and humidifies. Finally—a solution to high fuel bills!

Small company introduces a new evaporative system that heats, cools and humidifies.

by Tyson D. Hindelang

Everyone knows what it is like to be cold or hot. Going outside in the dead of winter or the sweltering heat of summer, you expect it. You should not, however, be uncomfortable in your home. Unfortunately, most people are. You know what I mean—that one room that is never warm enough in the winter or cool enough in the summer.

People have many different ways to remedy the situation. The most common solution is to adjust the thermostat. Unfortunately, this is often the most costly. Today there is a solution that will help cut your fuel bills in the winter as well as the summer—it's name is Celsius.

Unlike any other. Celsius is the only device that combines the effects of a portable heater, cooler and humidifier. This three-way climatizer is all you need to supplement your home's



heating and cooling system. It will heat a problem room in the winter, cool it in the summer and humidify it all year round.

Problem rooms. Imagine the benefits of being able to control the climate in different rooms of your home independently. Say you have a room that is always cold because it doesn't have proper ventilation. But because the rest of your home is comfortable, you don't want to adjust the thermostat. Now you don't have to! Just put Celsius in that room, and in no time it will be just as comfortable as the rest of your home.

Breakthrough material. The filter pad inside Celsius is unlike any other for several reasons. First, it rotates through the Celsius unit, absorbing water. Made of a washable nylon, the filter pad is mildew- and rot-resistant because it is always moving; it never sits motionless in a pool of stagnant water.

Another benefit of Celsius' filter pad is that it is pulled through two rollers, creating a self-cleaning effect. Celsius' filter pad can also aid in air filtration; airborne contaminants get trapped in the filter, giving you cleaner air.

Portable. Weighing only 24 pounds, Celsius is both light and portable. Its built-in wheels and side handles enable you to transport it easily from room to room, even when it is full. It is very compact (25" high x 17" wide x 13" deep)—it will fit virtually anywhere.

Health benefits. An environment with the proper level of humidity can alleviate common health problems: chapped lips, sore throats,

cold and allergy problems and even asthma attacks. Physicians frequently recommend humidifiers for patients with upper respiratory problems. And because Celsius is also a humidifier, it is the perfect addition to any home.

The best heater.

Celsius' heating system is the most efficient available. The heating process is similar to the cooling process. The ceramic coils of the heater retain their heat for a long time and radiate it very efficiently. The heater warms the air that passes through the moist filter pad and the fan disperses that warm, moist air into your room.

Saves money.

Did you know that for every degree you lower your thermostat your fuel bill increases three percent? Celsius eliminates the need to constantly adjust your thermostat. Put Celsius in that one room that's too cold. Or lower your thermostat and keep Celsius in the rooms you occupy the most. It pays for itself by the end of one season! Plus, because it's a three-way climatizer, you don't need a separate cooler or humidifier—Celsius does it all!

Factory-direct savings.

The combination of a heater, cooler and humidifier makes Celsius the perfect solution to maintaining a healthy, comfortable climate in your home. For a limited time, we're offering it at the introductory price of just \$199. Try it and see what a difference it will make in your home!

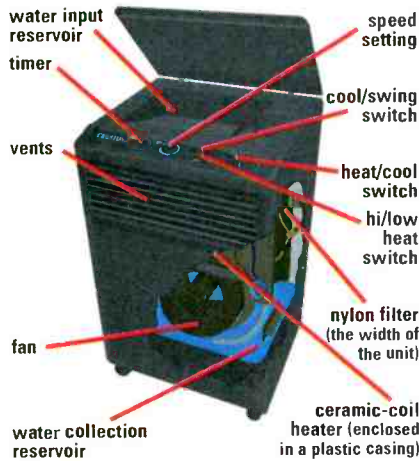
Try it risk-free.

Celsius is backed by Comtrad's exclusive risk-free home trial. Try it, and if you're not completely satisfied for any reason, simply return it within 30 days for a full refund. "No Questions Asked." Celsius also comes with a five-year manufacturer's warranty. (The first year, Celsius is 100% replaceable; remaining years are prorated.) Most orders are processed within 72 hours and shipped UPS.



Celsius makes cold, drafty rooms more comfortable without adjusting your thermostat.

HOW CELSIUS WORKS



Celsius is an evaporative room heater that is also a humidifier and cooler. Pour two gallons of water into the top of the unit. As water is collected in the bottom, a nylon filter pad rotates down into the water, making the pad moist. The pad then rotates upward into the air flow generated by the heater's ceramic coils, warming and humidifying the air. Oscillating louvers on the Celsius circulate that warm, moist air throughout the room.

Celsius \$199 \$19 S&H

Please mention promotional code 922-PL-6641.

For fastest service, call toll-free 24 hours a day

800-992-2966



To order by mail, send check or money order for the total amount including S&H (VA residents add 4.5% sales tax). Or charge it to your credit card by enclosing your account number and expiration date.

COMTRAD INDUSTRIES

2820 Waterford Lake Drive, Suite 106
Midlothian, Virginia 23113

What's better than speed reading? *Speed Learning.*

Speed Learning has replaced speed reading. It's a whole new way to read and learn. It's easy to learn...lasts a lifetime... applies to everything you read. It may be the most productive course you've ever taken.

Do you have too much to read and too little time to read it? Do you mentally pronounce each word as you read? Do you frequently have to go back and reread words, or whole paragraphs, you just finished reading? Do you have trouble concentrating? Do you quickly forget most of what you read?

If you answer "Yes" to any of these questions — then here at last is the practical help you've been waiting for. Whether you read for business or pleasure, school or college, you will build exceptional skills from this major breakthrough in effective reading, created by Dr. Russell Stauffer at the University of Delaware.

**Not just "speed reading" — but
speed reading — thinking —
understanding — remembering —
and — learning**

The new *Speed Learning Program* shows you, step-by-proven step, how to increase your reading skill and speed, so you understand more, remember more and use more of everything you read. The typical remark from over one million people taking the Speed Learning program is, "Why didn't someone teach me this a long time ago." They were no longer held back by their lack of skills and poor reading habits. They could read almost as fast as they could think.

What makes Speed Learning so successful?

The new *Speed Learning Program* does not offer you a rehash of the usual eye-exercises, timing devices, and costly gadgets you've probably heard about in connection with speed reading courses, or even tried and found ineffective.

In just a few spare minutes a day of easy reading and exciting listening, you discover an entirely new way to read and think — a radical departure from anything you have ever seen or heard about. Speed Learning is the largest selling self-study reading program in the world. Successful with Fortune 500 corporations, colleges, government agencies and accredited by 18 professional societies. Research shows that reading is 95% *thinking* and only 5% eye movement. Yet most of today's speed reading programs spend their time teaching you rapid eye movement (5% of the problem), and ignore the most important part, (95%) *thinking*. In brief, *Speed Learning gives you what speed reading can't.*

Imagine the new freedom you'll have when you learn how to dash through all types of reading material at least twice as fast as you do now, and with greater comprehension. Think of being able to get on top of the avalanche of newspapers, magazines and correspondence you have to read...finishing a stimulating book and retaining facts and details



FOR FASTER SHIPMENT CALL 1-800-729-7323 OR FAX 1-609-273-7766

more clearly, and with greater accuracy, than ever before.

Listen — and learn — at your own pace

This is a practical, easy-to-learn program that will work for you — no matter how slow a reader you think you are now. The *Speed Learning Program* is scientifically planned to get you started quickly...to help you in spare minutes a day. It brings you a "teacher-on-cassettes" who guides you, instructs, and encourages, explaining material as you read. Interesting items taken from *Time Magazine*, *Business Week*, *Wall Street Journal*, *Money*, *Reader's Digest*, *N.Y. Times* and many others, make the program stimulating, easy and fun...and so much more effective.

Executives, students, professional people, men and women in all walks of life from 15 to 70 have benefitted from this program. Speed Learning is a fully accredited course...costing only 1/4 the price of less effective speed reading classroom courses. Now you can examine the same easy, practical and proven methods at home...in your spare time...without risking a penny.

Examine Speed Learning RISK FREE for 15 days

You will be thrilled at how quickly this program will begin to develop new thinking and reading skills. After listening to just one cassette and reading the preface, you will quickly see how you can achieve increases in both the speed at which you read, and in the amount you understand and remember.

You must be delighted with what you see, or you pay nothing. Examine this remark-

able program for 15 days. If, at the end of that time you are not convinced that you would like to master Speed Learning, simply return the program for a prompt refund. (See the coupon for low price and convenient credit terms.)

RISK-FREE ORDER FORM

YES! I want to try Speed Learning for 15 days without risk. Enclosed is the first of 4 monthly payments of \$32.25*. If I'm not completely satisfied, I may return it for a prompt refund.

SAVE 8.00! I prefer to pay the \$129.00 now, and save the \$8.00 shipping & handling charge. I may still return the program for a full refund.

Method of payment: (Federal Tax Deductible)

Check or money order payable to Learn Incorporated

Charge to: Visa MC Am Ex Discover

Card # _____ Exp. _____

Signature _____

Phone (_____) _____

Name _____

Address _____

City _____ State _____ Zip _____

*Plus \$8.00 shipping and handling. U.S. funds only. For New Jersey residents, sales tax will be added.

learn Dept. LEC-01, 113 Gaither Drive,
INCORPORATED Mt. Laurel, NJ 08054-9987

GIZMO®

DBS: The Changing Face of TV

Television broadcasting technology has gone through a few real revolutions since regular broadcasting began. Today's color pictures with stereo sound can provide a far more dramatic presentation than ever before.

In the home, TVs have changed in equally dramatic ways. Large screens and surround sound are taken for granted today. Remote control is no longer simply a convenience; many now consider it a necessity.

It's difficult to choose the single most significant change that TV has undergone since its invention. But without question, the most dramatic change in our lifetime is the sheer volume of programming that is now available.

The increase in programming is due directly to changes in TV distribution. From over-the-air to community-antenna TV (CATV), to cable, to satellite, to high-power direct-broadcast satellite, more people than ever before are tuning in every day to watch more programming than ever before.

Cable TV had its beginnings in the 1950s and was intended to bring TV signals to viewers living in rural areas too far from TV transmitters, or to viewers living in valleys where the ability to receive local broadcasts was hampered by the mountains that surrounded them. A single antenna mounted high on the mountain top was shared with all residents via cables running to each home.

Cable TV as we know it today began in September 1975 when Home Box Office became the first in the television industry to use satellites for the regular transmission of programming. The first presentation was the Ali/Frazier "Thrilla in Manila" heavyweight bout.

Another milestone was reached in the same year when a small UHF TV station in Atlanta beamed its signal to a satellite for



distribution and in doing so became the first "superstation." WTBS is now enjoyed by millions.

The direct-to-home industry was launched in the fall of 1976 when TVRO pioneer Bob Cooper, Jr. became the first person in North America to operate a home satellite system. His 20-foot dish was able to receive signals from the three satellites that were in orbit at the time.

No one had expected that such home dishes would be a viable way of receiving television broadcasts. But many factors, including improvements in low-noise amplifier technology, allowed for smaller dishes, and a new industry was born. In those early days, everything was "in the clear" and programmers fought hard to make home satellite reception illegal.

The young industry fought back. Bob Cooper—in a contribution that is perhaps bigger than building the first home satellite system—petitioned the FCC to do away with two existing rules. One required a license for satellite receiving dishes, and the second required that a dish be no smaller than 9 meters (about 27 feet) in diameter.

In 1984, legislation was enacted to make the home reception of satellite programming specifically legal. In 1986, however, another law upheld the right of broadcasters to encrypt their signals, a move that almost was fatal to the direct-to-home satellite industry.

During the time that the debate over the existing C-band satellite issues was going on, new services were being envisioned at higher frequencies and at higher power. The new frequencies in the Ku region (11.7–12.7 GHz) were broken into two distinct bands by international agreement. In the Americas, the first band, 11.7–12.2 GHz, was set aside for fixed satellite service (FSS). The second band, 12.2–12.7 GHz, was the broadcast satellite service (BSS) band, intended for direct-broadcast satellites (DBS). The fixed-satellite-service band was intended to be used for point-to-point communications, while the BSS band was intended specifically for broadcasts to consumers. As it turns out, providers don't necessarily stick to those band definitions. There are direct-broadcast services provided at C-band, FSS, and BSS frequencies.

Why DBS?

Satellite services operating at Ku-band frequencies have several potential advantages over similar services delivered at C-band. First—and considered by some to be most important—is that Ku-band dishes can be smaller. That has nothing to do with the frequency of operation, but is due solely to the fact that Ku-band satellites are more powerful than their C-band counterparts.


Today, C-band satellites typically operate at a power of between 8.5 and 16 watts. Current Ku-band satellites typically operate at a power of between 20 and 50 watts. The satellites that deliver DSS programming are operating at 120 watts.

Why are C-band satellites so weak? The earliest satellites, as well as some older satellites still in operation, are low powered for two reasons. First, the technology for high-powered microwave transmitters was not sufficiently advanced back when those satellites were launched. Second, satellites aren't the only inhabitants of the C band. They must share the spectrum with ground-based telephone microwave transmissions. Therefore C-band satellites are limited in power to avoid interfering with telephone transmissions. Interference from such microwave links, known as *terrestrial interference*—can often cause degradation of picture quality of home satellite receiving systems.

The smaller Ku-band dishes have other advantages besides simply being less conspicuous. They are easier to install, have less wind-load problems, and can often be easily roof-mounted—an important consideration in densely packed urban and suburban environments. Small dishes are also easier to manufacture and ship, and they can be made closer to a true parabolic shape than larger dishes. Because they are usually one-piece designs, they maintain their shape better than C-band dishes, which are often assembled from eight or more “petals.”

Although suitable receiving dishes can be made smaller as the satellite transponder power increases, there is a limit to how small they can be made. That limit is determined by the “field of view” or beamwidth of the dish. Smaller dishes have wider beamwidths. If a dish is made too small, it will “see” two or more satellites at a time, each of which will interfere with the other. Therein lies the major difference between the C, Ku-FSS, and Ku-BSS bands. Satellites in the C- and Ku-FSS bands are spaced every two degrees, where

Gizmo is published by Gernsback Publications, Inc., 500 Bi-County Blvd., Farmingdale, NY 11735. Senior Writers: Chris F. O'Brien and Teri Scaduto. Copyright 1995 by Gernsback Publications, Inc. Gizmo is a registered trademark. All rights reserved.



DSS-1, the first high-power direct-broadcast satellite, is shown here being assembled by Hughes.

Ku-BSS satellites have an orbital-slot spacing of nine degrees. Even with equivalent power levels, that allows smaller dishes to be used.

The Business of DBS

In 1980, Satellite Television Corporation (STC) became the first company to file with the FCC for a DBS system. Other companies, including Comsat, and United States Communications, Inc. tried and failed to launch DBS services.

In the 1990s, DBS seems to be succeeding as a business. Two systems, Primestar and DSS are currently in operation. Two more, Alphastar and EchoStar, are hoping to be in operation by the time you read this or shortly thereafter. In all cases, the key element that has made that success possible is digital data reduction, or compression.

Primestar

Primestar, a DBS provider since 1990, became the first to deliver DBS programming digitally in April 1994. Primestar is a partnership of six multiple cable system operators in the U.S. and G.E. American Communications. The six cable companies are Comcast Cable, Continental Cable Vision, Cox Cable Communications, Newhouse Broadcasting, Tele-Communications Inc, and Time Warner Cable. G.E. American Communications owns the satellite (GE American K1, 85 degrees West longitude) used by Primestar.

A complete hands-on look at Primestar appeared in Gizmo's July issue. Here's a brief recap:

Primestar delivers about 70 channels of

programming to dishes roughly three feet in diameter. Subscribers lease a dish and a decoder box that are maintained by the Primestar distributor. Primestar subscribers do not have to buy any equipment, but they must have the system professionally installed at a cost that typically varies between \$100 and \$200. Any required equipment upgrades will be handled at no charge to customers.

Primestar beams its programming up to its satellite from several transmission locations in Colorado and New Jersey. The signal reaches the satellite, is boosted in power, and then sent down to subscribers' reception dishes on earth, where it is channeled to a decoding box inside the subscriber's house, and then to the television.

Primestar is hoping to shift its service from its current medium-power satellite in the BSS band to a high-power service in the BSS band. However, in April 1995, the FCC dealt a major blow to those plans when it stripped Advanced Communications Corp of its high-power DBS orbital slot. Advanced had reached a deal to sell the 27 channels at its slot to a subsidiary of Tele-Communications Inc (TCI), a 15% owner of the Primestar service. As we went to press, it was still unclear whether an appeal by Advanced had any chance of succeeding, or whether the slot might be auctioned off to the highest bidder. The FCC revoked Advanced's permit because the company, licensed since 1984, was not close to providing DBS service to the public by itself.

At the beginning of 1995's fourth quarter, Primestar had more than 600,000 subscribers.

DSS

The DSS digital satellite system became the first high-power DBS service in June of 1994. Within the first year, Thomson Consumer Electronics, the first DSS hardware supplier, had shipped over a million units from its factories under its RCA brand name. As of September 1995, about 800,000 consumers were subscribing to programming.

A number of companies joined forces—and invested over one billion dollars—to make the new satellite system a reality. Among the main players are Thomson Consumer Electronics, Hughes Space and Communications Company, DirecTV, and USSB.

Thomson not only built the first receivers, but also developed the digital-compression hardware on which DSS depends. Hughes built and launched three satellites that are currently providing programming. DirecTV, Inc., a unit of GM Hughes Electronics, is acting as one program provider. United States Satellite Broadcasting, or USSB, a subsidiary of Hubbard Broadcasting, Inc., is a second program provider.

Initially, programming from the satellite was compressed in the MPEG-1 format because Thomson was behind schedule producing MPEG-2 encoders. As we went to press, the switch to MPEG-2 transmissions was imminent. When Thomson completes its development of MPEG-2 encoders, all broadcasts will shift to that compression scheme. All DSS receivers contain MPEG-2 decoders.

RCA executives like to use the ability to shift from MPEG-1 to MPEG-2 as an example of the forward-compatibility of the DSS system. According to James E. Meyer, an RCA Sr. Vice President, "It has the capability for receiving 16×9 wide-screen-format TV signals as well as HDTV broadcasts once that revolutionary technology is in place."

The first DBS satellite, called DBS1, was launched in December 1993 from Kourou, French Guiana aboard an Ariane rocket. A second, and then a third satellite joined the original. They are co-located with the first satellite in geosynchronous orbit at 101° West longitude.

Each satellite has sixteen high-power (120-watt) transponders. In comparison, C-band satellites that distribute conventional satellite TV to dishes that are typically seven to ten feet in diameter have an average power of less than 16 watts per transponder.

On analog satellites, each transponder can distribute several audio signals and one, or sometimes two, video signals per transponder. The 48 transponders on the three DBS satellites can distribute over 175 channels of programming thanks to digital "compression" or bit-rate reduction. An



Artist's concept of the high-power DSS satellite in orbit.



Sony Corporation became the second authorized manufacturer of DSS receiving hardware. Soon to join Thomson and Sony are Toshiba, Hughes Network Systems, and Uniden.

exact number of channels can't be given because different programming will be compressed differently. The compression ratio for, say, a live sporting event would be much lower than for an old black-and-white movie. The frame rate of the source material—and the desired quality of the output—also affect the compression ratio that could be achieved. According to Hughes, each transponder can be used to broadcast up to four live video signals or up to eight movies.

The amplifiers, according to Hughes, are suitable for analog or digital signals, and will be capable of transmitting HDTV signals and compact-disc-quality audio. The uplink signals are sent from the DirecTV Castle Rock Broadcast Center in Colorado. The facility is capable of transmitting up to 216 simultaneous broadcast channels to the three satellites.

Like most satellites, Hughes' satellites have an expected operational lifetime of about twelve years. Although the electronics on board will likely be still operating after that time, the spacecraft will run out of fuel. Although in geostationary orbit, the satellites require propellants to ensure precise positioning because of the gravitational effects of the sun and moon.

AlphaStar

AlphaStar Digital Television is the U.S.-based subsidiary of Tee-Comm Electronics, Inc., a Canada-based company. AlphaStar plans to launch its service in late 1995 on a medium-power (60-watt) Ku-band FSS satellite. (The satellite is AT&T's Telstar 402R, the replacement for Telstar 402 that was lost shortly after launch in September 1994. The satellite has been successfully launched, and was being moved into position as we went to press.)

The 13 transponders that AlphaStar has secured on the new satellite will allow the company to broadcast "more than 100 video, audio, and information services using digital compression," according to AlphaStar statements.

That capacity is expected to be expanded to well over 200 services in 1997 with an additional 24 transponders secured on AT&T's planned Telstar 5 satellite. Those new transponders will be powered at 100 watts. That additional service will allow AlphaStar not only to increase the amount of services that it delivers, but also to reduce the size of the dishes that are required to receive the signals.

AlphaStar recently purchased its uplink center, located in Oxford, Connecticut, from GE Spacenet. One of the advantages of the site, according to AlphaStar, is the ability to see the European satellites lo-

(Continued on page 20)



CIRCLE 60 ON FREE INFORMATION CARD

Dishing Up a Video Feast

RCA DIGITAL SATELLITE SYSTEM. From Thomson Consumer Electronics, 600 North Sherman Drive, Indianapolis, IN 46201; Tel. 317-267-6613. Price: \$899. **DSS PROGRAMMING PACKAGES.** From USSB, 3415 University Avenue, St. Paul, Minnesota, 55114; Tel. 612-645-4500; and DirecTV, P.O. Box 92424, Los Angeles, CA 90009. Prices: see text.

USSB, one of the two DSS program providers, recently conducted a telephone poll in which 1000 randomly selected men and women, aged 18 and older, were quizzed regarding their television-viewing habits. The results of the "USSB Telescope Survey" were sometimes alarming (19% of respondents said that they could not survive without television), sometimes amusing (15% have left the TV on when they were out of the house to keep their pets company), and sometimes reassuring (three out of five said that they are *not* watching the O.J. Simpson trial). Providing a glimpse at American home life, the survey also revealed that 78% of adults consider watching TV with their children to be a family activity.

Getting down to the business end of the poll, however, the questions and responses were somewhat predictable. Asked

"Would the following be considered beneficial to your TV viewing pleasure," 59% answered "yes" to laserdisc quality picture, 59% said "yes" to CD-quality sound, 84% value the ability to "watch what you want, when you want," and 70% would appreciate having parental channel control.

That multi-part question was somewhat skewed to reflect the attributes touted by DSS—rather like a Volvo dealer asking potential customers if they felt that side-impact airbags would increase their driving safety. After all, audio and video quality and the tremendous selection of programming are DSS's primary selling points—and viewers with children need some way to control their kids' video intake.

The DSS system gives viewers high-quality (though not "laserdisc-quality") video, superb audio, a few ways to determine "when" and "what" they view, and what their children don't view. But, first and foremost, it provides an incredible array of programming. Let's take a look at the big picture by examining all of the programming available on DSS, before delving into how the system is used.

The Sky's the Limit

The two DSS programming providers, USSB and DirecTV, offer distinctly different but highly complementary packages. DSS system owners can opt to subscribe to packages from either one or

both providers, and will receive separate bills from each company.

USSB offers "multichannels" of the most popular premium movie channels—five channels of HBO, three Showtime channels, two stations showing The Movie Channel, three Cinemax selections, and a single Flix channel. It also provides Lifetime, Comedy Central, Nickelodeon, MTV, VH1, and the All News Channel.

Customers have several package choices, ranging in price from \$7.95 a month for "USSB Essentials"—MTV, VH1, Nickelodeon/Nick at Nite, Lifetime, Comedy Central, and All News Channel—to \$34.95 a month for "USSB Entertainment Plus"—consisting of the Essentials, Flix, plus all of the multichannel premium movie channels mentioned above. Unlike the "tier" system used by most cable companies, USSB allows viewers to subscribe to a movie channel without getting the basic package. All five HBO channels, or three Showtime channels plus Flix, can be purchased for \$10.95 a month.

DirecTV offers close to 150 additional channels, including up to 50 Direct Ticket pay-per-view movie options, with hit films starting as often as every 30 minutes; several sports packages; regional sports programming or Prime Sports Network; and movies on seven Encore channels, each with a different theme. DirecTV also offers a host of popular stations such as The Learning Channel, The Disney Channel (East and West), CNN, The Sci-Fi Channel, A&E, Bravo, Court TV, and The Weather Channel.

Again, subscribers have several package (and one "non-package") options. Packages range from Plus DirecTV, with 14 channels plus 28 digital music channels on Music Choice for \$14.95 a month, to \$29.95 a month for some 40 channels plus Music Choice. All DirecTV packages provide access to up to 60 channels of movies, sports, and live special events on a pay-per-view basis. A "coupon" worth \$2.50 off the first Direct Ticket program purchase each month, and three channels previewing current and upcoming movies, sports, and events.

Those who prefer to avoid pre-assembled packages can opt for DirecTV Limited. For \$5.95 a month, it provides Bloomberg Information Television (24-hour coverage of worldwide business and financial news) and access to all DirecTV pay-per-view programs and a la carte sports and entertainment offerings.

Viewers can then create their own packages by ordering a la carte programming, choosing to subscribe on a monthly basis to The Disney Channel (\$9.95), The Golf Channel (\$6.95), Multichannel Encore (\$5.95), Multichannel Encore with Starz! (\$10.95), Music Choice (\$2.95), Playboy

TV (\$9.95), and TV Asia (\$14.95). Playboy TV can also be ordered for \$4.95 per night. Viewers who live in areas that are not served by the local broadcast network affiliates—ABC, CBS, Fox, NBC, and PBS—can pay \$3.95 a month to receive those channels via DirecTV.

DirecTV does not provide local channels, independents, superstations, or affiliates of the Warner Brothers or United Paramount Networks. Star Trek fans, for example, will have to use a rooftop antenna or local cable service to catch their favorite show. (Fortunately, the receiver provides an easy one-button solution for switching between the two sources.)

Sports packages include NFL Sunday Ticket (\$139 for up to 197 regular season games); NBA League Pass (\$149 for over 700 out-of-market regular season pro basketball games); and NHL Center Ice (\$119 for most NHL regular season pro hockey games). The ESPN/ABC Sports College Football package costs \$9.95 per weekend for three to five out-of-market top-conference games. And for \$79.95 per year, or \$7.95 per month, DirecTV Sports Choice provides hundreds of college football, basketball, and baseball games per season, as well as coverage of boxing, pro tennis and golf, minor-league hockey, soccer, volleyball, horse racing, and wrestling.

Obviously, in sheer volume alone, DSS lets you “watch what you want, when you want.” With scores of available programming, you’re practically guaranteed to find something that you consider worth watching. Multichannel premium movie channels afford you a better chance to catch special events and the movies you want to see. And Direct Ticket pay-per-view films start as often as every 30 minutes. If you’ve started to watch a movie at 8 P.M., and get a 10-minute phone call at 8:15, you can call DirecTV and ask to see the film again, starting at 8:30. That allows you to pick up where you left off, without being charged for two movies.

Of course, you could always record the film for viewing later. However, the RCA DSS system provides no easy, one-step time-shift solution. You will either have to record shows manually, or leave your DSS receiver on with your VCR set up to record it at the appropriate time.

Navigating the System

With so many programming choices, you could easily spend an entire evening just flipping through the channels looking for the best show to watch. The DSS on-screen programming guide makes it easier to make your choice.

The grid-style guide resembles the printed TV schedules found in many newspapers and magazines. The screen displays six channels arranged vertically by channel number and two hours of programming, divided into half-hour segments. The times are displayed in a bar across the top of the grid, the station names and numbers appear in a bar on the left-hand side of the grid. To see more channels, you use the up and down arrow buttons on the remote control or receiver front panel. To see programming a couple of hours, or several days (up to 54 hours), down the road, you use the right arrow to pan the screen.

To actually view a show that you’ve seen listed on the grid, you use what RCA calls the “point and select” technique. First, you use the arrow keys to move the on-screen cursor to point to (highlight) that show; then you press the SELECT/DISPLAY bar. (Point and select is used throughout the DSS menu system as well as the program guide.) A new screen appears, featuring a basic description of the program along with three option “buttons”—view, info, and exit. To view the show, simply press SELECT again. To learn more about the program, point to info and press SELECT. Choose exit to return to the on-screen guide.

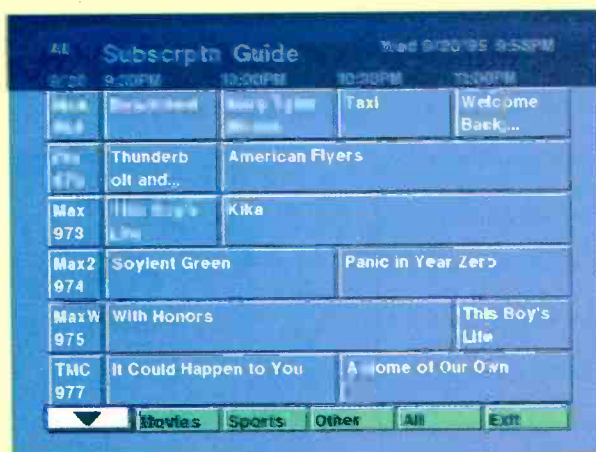
If, however, you’ve bought the top-of-

the-line packages from both providers, you could easily spend the whole night just browsing through the on-screen guide. To avoid that dilemma, DSS allows viewers to customize their programming grids in several different ways.

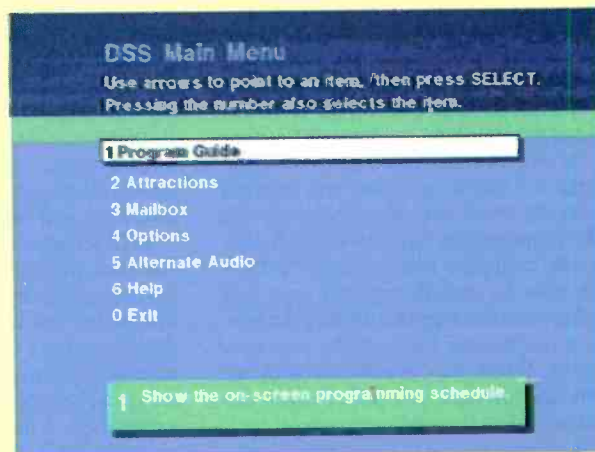
A bar across the bottom of the grid features a down arrow for scrolling through the channels, an exit button for exiting the guide, and keys labeled Movies, Sports, Other, and All. Selecting Movies, Sports, or Other simplifies the guide by limiting it to all movies, all sports, or a sorting topic such as series, specials, news, or shopping from the Other list. You can further simplify the guide by then choosing from the Theme lists that appear, selecting only comedies or action movies, or just baseball games, for instance. Pointing to and selecting the All button resets the program guide to show all available channels and listings.

“All available channels and listings” refers not to those channels to which you subscribe, but to all that are offered by the programmer(s) to which you subscribe—close to 175 in all. But you don’t have to see all those channels in the list all the time. Selecting “Channel Lists and Limits” from the DSS main menu allows you to create four custom channel lists. The Channel Lists and Limits screen displays four vertical columns of boxes—labeled Normal, Fav A, Fav B, and Parent-Approved—that correspond to the channels listed on the left-hand side of the screen. Using the point-and-select method, you can place check marks inside the boxes of the channels that you want to include in each list, and delete the check marks to remove unwanted channels from that list.

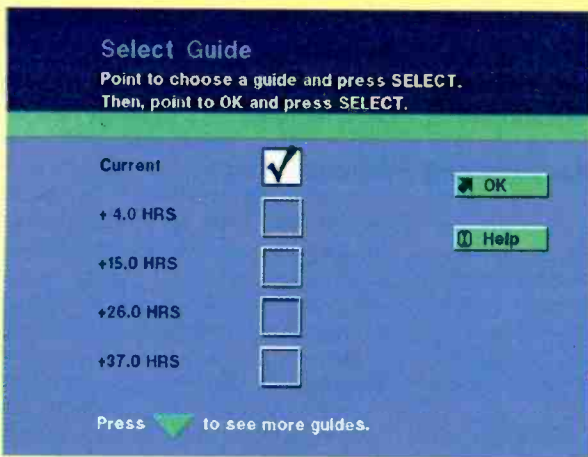
The Normal list is the program list that will be in effect each time you turn on the DSS receiver. It can include as many channels as you like. Although we often watch them, we deleted all the pay-per-view and premium movie and sports channels from our Normal list. When we want to view a



The DSS on-screen guide makes it easy for viewers to find out what's on.



Virtually all of the functions of the DSS receiver can be accessed through menus and submenus.



The program guide can show you what's on up to 54 hours in the future.



As you flip through the channels, a top-of-screen bar lets you know what you're watching.

movie or sporting event, we can simply point-and-select the on-screen Movies or Sports keys. We also deleted the 28 Music Choice channels (preferring to listen to music delivered by the DMX system reviewed elsewhere in this issue), and a score of channels that we don't often watch.

At any time, we can return to the All list by pointing and selecting it from the on-screen bar, or we can use the FAV button on the DSS remote control to scroll through the various channel lists. With each press of the FAV button, a different list is activated, always cycling in the same order: All, Normal, Fav A, and Fav B.

The Fav A and Fav B lists allow you to edit the grid down to just ten channels each. A husband and wife might each have their own favorites list, or you might create one for the adults in the house and one for the kids.

The channels in the Parent-Approved list are also selected by checking boxes—in this case, only those boxes whose channels are deemed acceptable for young viewers. But another step is required to prevent those channels without checks from being viewed—you must lock the system.

The Locks, Limits, and Channel Lists menu also allows you to set ratings and spending limits. You might decide to set the ratings limit at PG-13, for instance, and restrict your kids' purchasing power to \$6, or two movies. Once you've set the ratings and spending limits, and selected parent-approved stations, selecting the lock system option enforces those limits. You are prompted twice to enter a four-digit code to lock the system, and that number must be entered to unlock the system or override the set limits for your own viewing. When you override one limit, all limits are off until you power down the receiver. When the receiver is turned back on, the limits will be in place once again.

It's fairly easy to master the art of navigating the DSS on-screen menu system

and program grid. The point and select method works throughout the entire system.

If you prefer channel surfing to reading the on-screen guide, you can always find out what you're watching by pressing the SELECT/DISPLAY button. A bar appearing across the top of the screen tells you the channel name and number, the program name, the start and end times, the rating, and the current time and date.

And if, for some reason, you still manage to get lost or confused, there are several places to turn for help.

Just about all of the display screens include a prompt at the top of the screen (To purchase a program, point to BUY and press SELECT. Then point to EXIT and press SELECT.) Most of the menus feature a short description of what the menu is used for, appearing at the bottom of the screen. Other display screens provide on-screen help buttons that, when selected, provide still more information about that screen.

There's also a separate Help menu that lists a variety of topics about which you can learn. Submenus describe the remote control, the program guide, the menu system, program types, and the receiver's front and back panels. The Help menu even offers a glossary of DSS terms.

Once you've learned your way around the system, watching TV on the Direct Satellite System is a pleasure. DSS meets its promise of delivering high-quality video and audio. Reception is almost always crystal clear, approaching the quality of laserdiscs and full-size satellite delivery.

DSS reception is not perfect, however. Occasionally, the picture will break down into large, blocky pixels. Other times, the screen will freeze for a few frames. Such digital artifacts were relatively rare, and although they could be a bit disconcerting, they didn't really detract from our viewing experience. Viewers accustomed to the typically awful signals delivered over most cable systems should find the digital artifacts easy to overlook.

Since the service launch, all parties involved have been striving to improve system quality. Complaints from users continued to drop as quality improved thanks to such technology as statistical multiplexing and MPEG-2 encoding.

DSS is potentially subject to rain fade—a phenomenon that we did not experience during our tests. During heavy thunderstorms, it is possible for the received signal level to drop far enough for the picture to be lost or for the artifacts to increase to an unacceptable level. We didn't experience any rain heavy enough for that to happen.

Clearly (pun intended), DSS provides those features that respondents to the USSB Telescope survey considered beneficial to their viewing pleasure. Audio and video quality are excellent, and program choice is vast. The system is easy to use, and afforded a strong sense of control over our viewing environment.

We did have a few complaints, however. First, we would have preferred to hear the audio of the program tuned while we browsed through the program guide. Second, we would have appreciated an easy way to record programs from DSS on our VCR. We also would have liked larger personal favorite lists. Lastly, we found DSS to be hazardous to our real lives. It's far too easy to just keep watching, neglecting sleep, family, and work! ■



Easy Installation

Anyone who has ever installed a traditional terrestrial TV antenna should have no trouble installing the RCA DSS dish. Anyone who has installed a C-band or traditional Ku-band dish will chuckle at the simplicity of the DSS installation. Even people who have never installed any antenna previously can have the RCA satellite dish installed and properly aimed in an afternoon—it's just that easy.

Nonetheless, most people opt to have their DSS equipment professionally installed. If you're uncomfortable routing coaxial cable from your TV out to the dish or climbing on your roof if a roof installation is necessary, or if you just want someone else to blame in case something goes wrong, then you, too, should consider having a professional install your dish.


The most important installation step comes before you open a box, and even before you buy any equipment. That's the site survey. The site survey ensures that you have a clean line of sight to the DBS satellite.

All geosynchronous communications satellites are located in the *Clarke belt* over the equator, some 22,000 miles up. The three satellites beaming DSS programming are co-located at about 101° West longitude. So, for example, to people located in Texas, the satellite will appear pretty much due south (true south, not magnetic south). For people on the east coast, the satellite will appear to the southwest. To people on the west coast, the satellite will appear to the southeast. The elevation of the satellite or the distance above the horizon will appear to decrease as you move further north.

The accompanying table lists approximate pointing coordinates for various cities in the U.S. Keep in mind, however, that the azimuths shown are based on true south. You will need to find the magnetic deviation before you can accurately determine azimuth. The magnetic deviation for your area can usually be found by calling your local airport.

Once you determine the approximate pointing coordinates for the satellite, you'll need to get a compass, a protractor or inclinometer, and a sighting stick. Then using your compass, point the stick in the direction indicated by the azimuth at an angle above the horizon at the elevation angle. You must have a clear view in that direction. Anything such as a tree, house, or other obstruction makes receiving the signals impossible. Remember, trees grow, sometimes quickly.

When you are satisfied that you have one or more locations that provide a clear line of sight to the satellite, then you can unpack the DSS equipment. The carton con-



tains the receiver and a second carton that contains the dish, the LNB (low-noise block downconverter) and its support arm, a mounting foot with mast, and a hardware packet.

Additional material that is not provided with the system but that is required for installation includes RG-6 coaxial cable, F connectors, a grounding block, ground wire, and a ground rod. Tools that are required include $\frac{1}{16}$ - and $\frac{1}{2}$ -inch wrenches, plumb line and/or bubble level, screwdrivers, and a drill.

The dish is easy to assemble—it is attached to the LNB support arm with four bolts. The LNB is installed after the coaxial cable has been routed.

The dish can be mounted in a great variety of ways, but the two basic options are to mount the dish on the supplied mast with mounting foot, or to mount it on a mast of your own. Our installation used our own mast. Installation kits are available from RCA, but they contain material that can usually be purchased cheaper elsewhere.

**TABLE 1—
FINDING THE SATELLITE**

City	Azimuth	Elevation
Atlanta, GA	207°	46.6°
Chicago, IL	199°	39.7°
Dallas, TX	188°	51.8°
Denver, CO	173°	44.0°
Des Moines, IA	191°	41.4°
Las Vegas, NV	157°	45.6°
Los Angeles, CA	150°	46.2°
Miami, FL	221°	51.6°
Nashville, TN	202°	45.6°
New Orleans, LA	201°	52.9°
New York, NY	211°	37.5°
Pittsburgh, PA	210°	38.4°
Portland, ME	221°	30.9°
St. Louis, MO	196°	44.0°
Salt Lake City, UT	163°	41.2°
Santa Fe, NM	171°	47.8°
Seattle, WA	151°	31.5°
Washington, DC	215°	38.4°
Wichita, KS	185°	46.3°

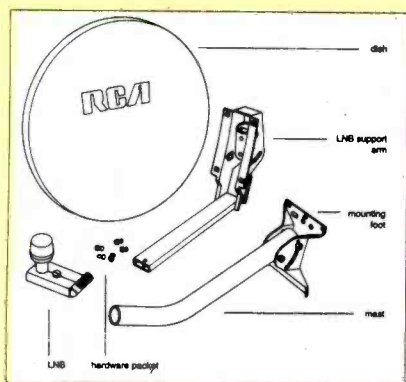


Fig. 1. This diagram, reproduced from the RCA installation manual, shows the components of the DSS dish carton.

The mounting foot can be attached to the top of a deck railing, the side of a house, a chimney, or virtually any other sturdy surface. The mounting materials vary depending on the surface, but not in surprising ways. For example, to mount the dish on the side of a hollow wall, you'll need toggle bolts. To mount on a stud, you'll need lag screws. To mount on a chimney, you'll need a chimney-mount kit similar to the kind that would be used for attaching a standard antenna to a chimney.

As with any satellite antenna installation, the most important constraint on mounting is that the mast be installed so that it is vertical and sturdy. The mast can be adjusted in the mounting foot so that it is vertical. A plumb line or level must be used to ensure that it is perfectly plumb.

We chose to mount the dish on our own pole—a 1¼-inch inside diameter, schedule-40 galvanized steel pipe. The pole

must be installed so that its bottom is at least three feet below grade level, and at least six inches below the frost line. The bottom of the pole should be cut diagonally so that it can't rotate in the ground. Alternative ways to keep the pole from rotating are to either weld a metal cross piece to the bottom of the pole or install a bolt through the pole.

To install the pole, you must first dig a hole with a 12-inch diameter and to a depth as described in the preceding paragraph. Then the pole is placed in the hole and the hole is backfilled with enough dirt to hold the pole upright. The pole must be made perfectly vertical in all directions and held in place by temporary guy wires. Then the hole must be filled within two inches of ground level with quick-drying cement. When the cement is completely dry, the guy wires can be removed. The LNB/dish assembly is then placed on top of the mast for aiming.

To comply with the National Electrical Code, the metal structure of the outdoor dish antenna must be grounded, and the cable must be grounded where it enters the house. To ground the dish, you'll need an eight-foot ground rod, a ground-rod clamp, ground wire, and a zinc-plated bolt (supplied). For our pole-mounted configuration, we grounded the pole. For other installations, the mounting foot would need to be grounded.

The cable is attached to the LNB after routing it up the LNB support arm. Then the LNB is fastened to the support arm with the supplied bolt and nut. Of course, all entry points to the house should be sealed to prevent water entry.

The receiver has a couple of features built in to make pointing the dish almost foolproof, especially if you did your homework correctly during the site survey. After our pole was up, we were able to align the dish in about five minutes.

To aim our dish, we brought the DSS receiver and a portable TV out to the dish. A few pushes of the remote control let us navigate through the on-screen menu to the selection "Point dish using your zip code." We then entered our ZIP code with the remote control, and were presented with the azimuth and elevation for our location.

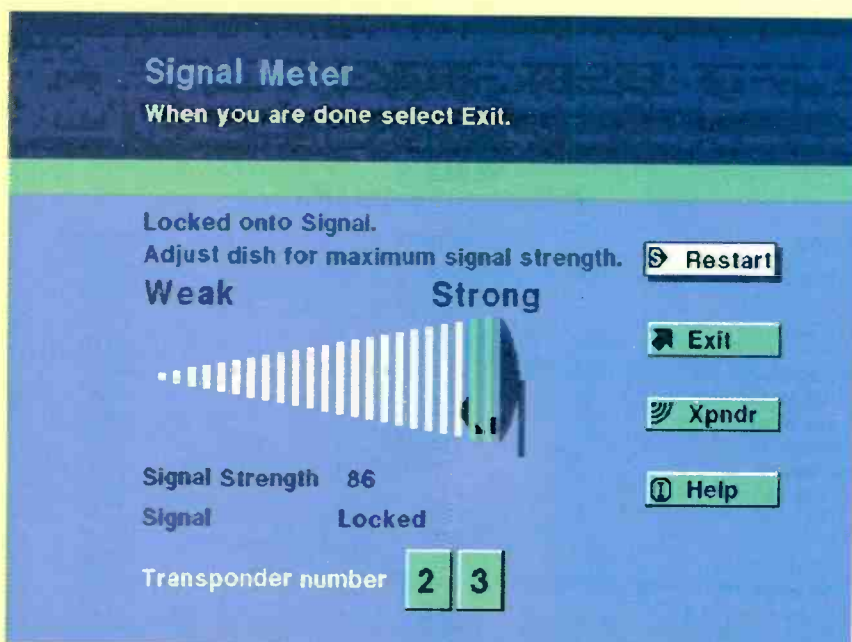
We then loosened the elevation bolt on the sides of the mount and moved the dish so that the scale on the side aligned with the indicator at 34°. We already had the dish pointed in the general direction of the satellite, but we needed to set the azimuth exactly. For that, we used the receiver's built-in signal-strength meter. The meter provides both audible and visual indicators of the relative signal strength. As the dish comes closer to locking in on the satellite signal, the short tones become one long, continuous tone and the display shows the relative signal strength both graphically and with a number.

It would be possible to adjust the outdoor dish using assistance from someone else stationed inside in front of the receiver. Perhaps wireless headphones would make such remote aiming possible by allowing you to hear the beeps. However, we recommend bringing the receiver out to the dish along with a portable TV so that you can get instant feedback, and to avoid both yelling back and forth and what are sure to be many frustrating trips in and out of the house.

After the azimuth is adjusted for a signal peak, the elevation can also be fine tuned for a maximum signal reading. Once that's done, make sure to re-tighten the elevation bolt.

The installation guide provided with the DSS system doesn't leave any questions unanswered. For example, it contains sections on how to route coaxial cable under floors and through walls. It also contains information on basic hardware techniques such as how to use toggle bolts in cinderblock walls, or how to install expansion anchors in brick.

We understood the general procedures of dish installation before we undertook the DSS installation, and we have previously installed C- and Ku-band antennas. However, we were still surprised at the ease with which we were able to install and align the DSS dish. If you are at all adept at these kinds of tasks, we would encourage you to give it a try, too, and put the more than \$100 that you'll save toward some of the superb programming that's available on DSS. ■



It's easy to check the signal strength by navigating through the menus. A signal of about 40 or over is required for reception. A higher signal helps to reduce the chance of losing the signal during heavy rainstorms.

Spaced-Out Music

DIGITAL MUSIC EXPRESS DIRECT BROADCAST SATELLITE SERVICE. From DMX, Inc., 11400 East Olympic Blvd., Suite 1100, Los Angeles, CA 90064-1507; Tel. 310-444-1744; Fax: 310-444-1717; Prices: Businesses: \$80-\$100 month includes equipment lease and programming. Home Satellite Dish Owners: \$150 for DMX receiver, plus \$15 monthly subscription fee. Cable subscribers: \$5-\$10 a month for 30 channels.

We recently found ourselves humming along to a tune playing over our local supermarket's Muzak system. It took a minute or two for us to realize that the song was the Door's "Light My Fire." We began listening a bit more closely, and also heard Muzak renditions of songs by Bob Dylan, the Jefferson Airplane, and the Rolling Stones. We didn't know whether to be horrified or amused to hear the music that had had such a profound influence on an entire generation reduced to the innocuous, canned sound of Muzak.

Yes, Muzak has its place, and serves a purpose. After all, business owners don't want to regale their customers with commercial radio broadcasts (with its ads for other, perhaps even competitors', companies). And it's become increasingly difficult to find a station that plays only the type of music you want to hear, now that so many formats have become catch-alls. "Classic rock" stations, for instance, play everything from 60's oldies to today's alternative rock, from heavy metal to folk rock—sometimes in the same set. That mix is practically indistinguishable from that played by the station a short way down the dial, which calls its programming "alternative rock."

Not many business owners have the time or inclination to program their own commercial-free music mixes. And copyright laws prohibit businesses from using the radio to entertain their customers. If a business wants to keep the sound unobtrusive and inoffensive, Muzak is one possible solution. The problem is that many find their sanitized renditions of beloved classics to be offensive.

Now there's a better way for businesses to provide music to shop or dine by. *Digital Music Express*, or DMX, offers up to 120 channels of CD-quality stereo music, 24 hours a day, with no commercial or disc-jockey interruptions. Delivered via direct-broadcast satellite (DBS), or through local cable companies, the service provides thousands of songs in virtually every imaginable musical genre, played by the original artists. Best of all, DMX is also available to consumers.



After all, business owners aren't the only ones plagued by the frequent commercial breaks, often annoying disk jockeys, and inconsistent music content found on commercial radio. Whether we are trying to work or relax at home, we don't like having to change stations or hit the mute button at every station break or each time the DJ plays a song we can't stand. Sometimes we load the CD changer with discs that fit our current mood, and set it for random play. Usually, though, it's easier to just put up with whatever is on the radio—making frequent use of the mute and station preset buttons.

All that changed, however, when we added the DMX DBS system to our audio setup. Suddenly, we had more listening options that we'd ever imagined possible. As we go to press, there are more than 90 stations available on the DMX "satellite radio" system; the full complement of 120 channels should be airing by the time you read this.

Let's take a look at the system components and how they work, before we describe the programming available from the DMX music service.

The DMX music programs are compiled on digital audio tape at the DMX facility Denver, using a compression algorithm to reduce the required data rate. The tapes are then uplinked to the AT&T T401 satellite, which relays the programming signals to the home (or business) satellite dish antenna. The dish can be as small as one meter in diameter (larger sizes might be required in areas that experience heavy, frequent rainfalls). The antenna then relays the programming to the receiver.

Three versions of DMX are available. There are two DBS systems, one for businesses and the other aimed at TVRO owners. The DMX business system con-

sists of a small satellite dish, a receiver, and a remote control. No equipment purchase is required; the subscription cost of the service—between \$80 and \$100 a month—includes the lease of the equipment. The consumer version of DMX requires users to purchase the DR200 receiver, which costs about \$150, and use their own satellite dish to pick up the signals. The subscription then runs about \$15 a month, comparable to the cost of a compact disc.


In some areas, DMX is also available through the local cable company. Cable DMX is limited to about 30 channels, and adds between \$5 and \$10 a month to the cable bill.

As seen in the photos, we had our system—which did include the DMX DBS dish antenna—installed by professionals. It is, of course, possible to do it yourself.

With setup complete, a phone call to the DMX/DBS National Authorization Control Center is required so that the receiver can be authorized to receive music programming.

When DMX is delivered via the local cable company, instead of by satellite, a signal splitter routes the DMX audio to the set-top receiver.

The DMX receiver is a digital-audio stereo decoder that features full CD-quality 20-kHz stereo. Dolby AC-3 decoding, and multi-zone expansion capabilities. Its front panel features a power button, up and down tuning arrows, and a display that shows which channel is currently playing, as well as information needed during some advanced DMX operations. Three status indicators are located to the right of the display. The authorization and sync indicators shine green to show that you are authorized to receive the current channel and that the receiver has locked onto the satellite, while a red fault indicator lets you



Because our DMX dish was mounted on a pole, the first step was to dig a hole at least three feet deep, and at least six inches deeper than the frost line. Then the pole was placed in the hole, which was backfilled just enough to keep the pole steady (top left). A bubble level was used to ensure that the pole was perfectly plumb (bottom left). After the concrete had set, the dish was mounted in approximately the right direction (top right). A spectrum analyzer, seen on the ground, was used to peak the dish to its maximum (bottom right).

know there is a problem of some type with the receiver.

A pull-down panel, located beneath the POWER button, opens to reveal a slot in which a future Smart Card can be inserted. The NDC Smart Cards, from News Datacom Ltd., are not yet available, but might eventually be required to receive the DMX music programming. The cards will provide authorization or conditional access to the programming.

The DR200's back panel offers a host of connectors used to provide a link from the

satellite dish to your audio system. An RF-in connector attaches the receiver to the dish; mono and stereo out jacks are used to connect the DMX receiver to your mono or stereo audio receiver or amplifier. In addition, the receiver offers a digital out connector that conforms to the standard Sony/Philips Digital Interface Format (SPDIF); it is used to connect the DR200 to audio equipment that has a coaxial digital input. The signal-strength-out connector is used by installers to measure satellite signal strength while positioning the dish, and

the data/control connector is for PC control and diagnostics.

The system's remote control—a.k.a. the "DMX-DJ"—lets you do much more than just change channels and volume levels. It helps you keep track of what you're listening to, and it allows you to customize your listening schedule.

So that you can tune directly to your station of choice, a printed listing of the station numbers and their corresponding formats appears on the back of the remote. On its front, the DMX-DJ features its own

liquid crystal display. Pressing the VIEW button calls up the name of the song currently playing; subsequent presses of the NEXT button reveal the artist's name, CD title, composer or chart position (if applicable), and record label.

The remote control actually takes the place of a disc jockey, silently providing all the information that a traditional DJ might about a song as it plays. Even better, you can get the information without interrupting your enjoyment of the song or waiting for the end of a long set of songs to find out what you've been hearing. DMX Inc. boasts that the remote is "a disk jockey that is seen but not heard." Fans of classical music or jazz might prefer more information than the DMX-DJ can provide, however. For example, there's no way to find out who is conducting an orchestra, the composition date, or band members.

Maneuvering through all the DMX channels is simplified by the remote control's last-channel-recall function and its SCAN button. Pressing SCAN allows you to sample each authorized station for five seconds before the next one in order is tuned.

Some basic, and all advanced, DMX operations are accessed by pressing the remote control's PRESET button and then entering special three-digit command codes. To check the clock, for instance, you would press PRESET, 1, 0, 0. To activate or deactivate the remote volume controls, you would press PRESET, 9, 7, 5. (The DR200 receiver is shipped with the volume control off, assuming that you will want normal line-level outputs so that the volume can be controlled from your stereo system.)

The PRESET button is also used for several advanced functions. Those include adding and deleting authorized stations, setting the dynamic range of various channels, and what DMX calls "forced tune playing"—selecting up to six stations to play at specific times.

Just as many televisions allow you to customize your viewing lineup—deleting those stations that you don't watch—so DMX allows you to remove any authorized stations from your listening lineup. By tuning to the channel you'd like to delete and pressing PRESET, 9, 5, 0, the front panel display flashes "dEL" and the receiver marks the channel as locally deleted. You still receive that channel, and the authorization light remains on when the channel is tuned, but the receiver automatically mutes the locally deleted channel. Locally deleted stations can be readmitted to the lineup by pressing PRESET, 9, 4, 0.

The ability to change the dynamic range of various stations comes in particularly handy when the listening environment is

noisy—in a crowded restaurant, for instance. Changing the dynamic range of individual stations might also provide a more uniform volume as you move through the channels. DMX allows you to set a different dynamic range for up to ten individual stations, or to change the dynamic-range setting across the board, setting all channels to a "global dynamic range default." (Individual dynamic range settings will take precedence over the global-dynamic-range default.)

Once again, the PRESET key is used with a three-digit command code. The front-panel display flashes the current dynamic-range code (00 for 90-dB, 01 for 80-dB, 02 for 60-dB, and 03 for 40-dB range). The numeric keypad or up and down tuning buttons are used to enter the new dynamic-range code, and then the STORE button is pressed to put the new code in memory.

Forced-tune programming is one of the most useful DMX functions—particularly for restaurant owners who might want to use music to set different moods for the breakfast, lunch, dinner, and late-night

crowds. It allows you to program up to six listening events over a 24-hour period. You can have the same station come on at six different times, or set starting times for up to six different stations. You might want to wake up to some soft-rock music, listen to some album rock at lunch time, enjoy light jazz over dinner, and relax to classical music as you read the evening paper. By tuning to the desired station and pressing PRESET, 9, 3, 0, the front panel displays two flashing zeros, indicating that you should now enter the start time. You must then enter the hour (in 24-hour format), and then press STORE.

The DMX-DJ can only be used to program forced-tune events to start on the hour if you need to start at a specific hour and minute, you have to have the DMX/DBS National Authorization Control Center program it for you. In fact, if you're technically inept or pressed for time, you can have the authorization center perform most of the advanced operations for you.

That shouldn't be necessary, however, thanks to one of the most clearly written,



The DMX/DJ remote control allows subscribers to call up the song title, artist, composer, album title, record label, and catalog number of the song they are currently listening to.

logically arranged user's manuals we've seen in ages. Besides detailed, step-by-step system, installation, operation, maintenance, and troubleshooting instructions, DMX also included *two* quick reference cards—one to keep atop the receiver and a duplicate to remain in the book as backup, if and when the first one gets lost. Those reference cards list the steps and commands needed to perform basic and advanced functions, and list, in numeric order, the various three-digit preset command codes.

The only information missing from the manual is the station lineup—but that's provided both on the back of the remote and on a separate quick-reference chart that comes with the unit.

The DMX programming variety is truly impressive. There are five classical choices, five jazz selections, and eight listings under the rock heading. "Urban" stations include reggae, rap, traditional blues, dance, and the "Motor City Sound." Easy listening, or "adult" themes, include show tunes, love songs, soft hits, movie soundtracks, several instrumental stations, "great singers," and both adult contemporary and "new" adult contemporary. So the kids don't feel left out, there's a station that plays only children's music. There's folk music, Christian inspirational and contemporary tunes, Cajun songs, and contemporary blues.

On the international scene, there are African, Chinese, Dutch, English, French, German, Greek, Irish, Israeli, Italian, Japanese, Nordic, and Swiss selections—sometimes more than one under each heading. There are also Euro hits and Euro oldies, World Beat, and non-stop polka.

In a mystical mood? Try New Age or, better yet, tune into the environmental sounds of the ocean or tropical rain forest.

Winter getting you down? Pull out the suntan lotion, dark glasses, cooler, and boogie board, and tune into the Beach Party channel.

Or, if you're into the spirit of the season, you might prefer to listen to the Holiday Music channel. Available seasonally, the station plays the holiday favorites you'll want to hear as you deck your halls and carve your turkey. (Off season, that station is one of our favorites, playing a mix of Irish and Celtic traditional/folk songs.)

We were somewhat skeptical about DMX before it was installed. We've been exposed to too much canned music over the years to trust a system that promised to deliver continuous, uninterrupted music into our living room. We were sure that the mixes would be repetitious at best, boring, Muzak-style renditions at worst.

To our delighted surprise, those problems were virtually non-existent. Not only were all the songs performed by the origi-

nal artists, but the all-digital satellite system provided sound quality far superior to that of our local FM stations. Although the data is compressed, the system delivered CD-quality sound with no interference or static, ever.

There is some repetition of songs on some stations, but certainly less than you'd hear on most "hit music" radio stations. (DMX's library of more than 500,000 selections is updated weekly.) After hearing the same Indigo Girls cut on the folk-rock station during lunch two days running, we wondered whether the entire program was being repeated in a loop each day. That wasn't the case, however. We haven't heard the song on that channel since, at noon or any other time of day, and have to imagine that it was just a rare coincidence.

Of course, just listening to the same narrowly defined *style* of music, day and night, can become repetitious. One of the nicest things about DMX is that, whatever your mood, you can always find more than one station to match. Looking for an upbeat sound while you clean the house? Try some classic rock, 50's oldies, or Motor City. Want to roll up the rugs and do some dancing? You have your choice of everything from salsa to polka, Hawaiian to urban dance, big band to flamenco. Soft music while dining? The selection is vast: lite classical, lite jazz, love songs, soft hits, folk rock, classical guitar, piano music, and beautiful instrumentals, to name a few.

If you're hosting a party, you can keep the evening rolling along with frequent music changes—done either manually or by programming forced tune events. Perhaps something softly upbeat while people are arriving and getting to know each other, classical or lite jazz during dinner, dance music for later in the evening, and back to the soft stuff when you'd like your guests to start heading home. And if you feel like throwing a "theme" party, setting the mood couldn't be easier, with 50's oldies, beach-party, reggae, and Cajun music right on tap.

We haven't completely given up on radio. There are a few disc jockeys on local stations whose wry wit, insightful commentary, and encyclopedic knowledge of their specialized genres greatly enhance the listening experience. We try as hard as we can not to miss their daily or weekly shows.

Nor is our CD player gathering dust. In fact, we've been inspired to go out and buy a few new discs after hearing interesting cuts on DMX—cuts and discs that were identified on the DMX-DJ.

The rest of the time, however, our stereo is tuned to the stars, with DMX providing a diverse, static-free, digital musical universe. ■

DIRECT-BROADCAST SATELLITE

(Continued from page 11)

cated over the Atlantic Ocean so that European programming can be distributed.

Receivers for the new system will be manufactured at the start by Tee-Comm and Samsung, with others sure to follow. Among the distributors will be Amway and O'Rourke Brothers.

EchoStar

Yet another new DBS system that is scheduled to launch by the time this report is published is EchoStar, a company headed by Charlie Ergen, a figure well known to the C-band TVRO world. Unlike AlphaStar, EchoStar will be a high-power DBS service operating in the BSS portion of the Ku band.

EchoStar had originally planned to launch its service in November, 1995. At press time, it appears unlikely that the company will beat AlphaStar to the launch. The major stumbling block is the launch of the EchoStar-I satellite.

EchoStar-I, built by Lockheed Martin Corp., has been finished and is ready for shipping to the China Great Wall Industry Corp., which is scheduled to launch the satellite. The company must first launch an AsiaSat satellite. However, following two launch failures suffered by China Great Wall, AsiaSat has had trouble obtaining launch insurance.

When service does begin, EchoStar plans to deliver about 70 channels of programming, expanding to about 130 channels when its second satellite is launched.

EchoStar's uplink center is in Cheyenne, Wyoming.

The Future

The DBS industry is just in its infancy and it would be foolish for us to speculate on what things will be like when the next millennium begins. We'll make some safe bets, though. There will be more channels available than there are today (even if they are controlled by fewer companies). More than one DBS service will survive, and niche programming will become a reality because of the economics of delivering signals to the entire country from a single satellite.

DBS will likely be the place where true high-definition television (HDTV) is first seen by the public. It appears as if most terrestrial broadcasters will opt for what is being called wide-screen standard-definition TV (SDTV). The DSS receiver's high-speed data port could interface to an HDTV decoder to provide true HDTV. After more than 20 years, it appears that satellite-delivered TV has truly become a mass-market product. There's no turning back now. ■

Take this GIANT CIRCUIT LIBRARY for only \$14.95

when you join the *Electronics Engineers' Book Club*®

THE ENCYCLOPEDIA OF ELECTRONIC CIRCUITS —Vols. 1-4 by Rudolf F. Graf

Hundreds of circuit ideas alphabetically arranged — from Alarm circuits to Zero crossing detector circuits!

"... includes schematics for the latest electronics circuits from industry leaders..."

—Popular Electronics

Turn to this comprehensive circuit library for hundreds of project ideas... valuable troubleshooting and repair tips... and concise pinout diagrams and schematics. In each volume you'll find more than 700 electronic and integrated circuits and 100+ circuit categories right at your fingertips to give you ideas you can use on the job or at your workbench.



3,088 total pages 4,490 total illustrations

Book No. 5861488 Hardcover

If coupon is missing, write to: Electronics Engineers' Book Club
A Division of The McGraw-Hill Companies, P.O. Box 549, Blacklick, OH 43004-9918

As a member of the Electronics Engineers' Book Club...

... you'll enjoy receiving Club bulletins every 3-4 weeks containing exciting offers on the latest books in the field at savings of up to 50% off of regular publishers' prices. If you want the Main Selection, do nothing and it will be shipped automatically. If you want another book, or no book at all, simply return the reply form to us by the date specified. You'll have at least 10 days to decide. If you ever receive a book you don't want due to late delivery of the bulletin, you can return it at our expense. And you'll be eligible for **FREE BOOKS** through the Bonus Book Plan. Your only obligation is to purchase 3 more books during the next 2 years, after which you may cancel your membership at any time.

Publisher's price shown. ©1995 EEBC

ELECTRONICS ENGINEERS' BOOK CLUB

A Division of The McGraw-Hill Companies,
P.O. Box 549, Blacklick, OH 43004-9918

YES! Please send me *The Encyclopedia of Electronic Circuits—Vols. 1-4* (5861488), billing me \$14.95 plus shipping/handling & tax. Enroll me as a member of the **Electronics Engineers' Book Club** according to the terms outlined in this ad. If not satisfied, I may return the books within 10 days and have my membership cancelled.

Name _____
Address / Apt. # _____
City _____
State _____
Zip _____ Phone _____


Valid for new members only, subject to acceptance by EEBC. Canada must remit in U.S. funds drawn on U.S. banks. Applicants outside the U.S. and Canada will receive special ordering instructions. A shipping/handling charge & sales tax will be added to all orders.

PPIF196

MULTIMEDIA WATCH

By Marc Spiwak
Technical Editor
Windows Magazine

Changes, Changes, and More Changes.



The Make-it 486 will upgrade a 386 computer to a 486 with a built-in 8K cache and a doubled clock speed.

It is a time of many changes, perhaps more for me than for many of you. There have been many changes in my life during the past year or so. For one, my first son was born last January, and he is now over 7 months old. He has made a big change in my life, and for the better, except that my free time is rather limited now. Right now Daniel is playing with all the software boxes and press folders for this month's column, so I have to keep one eye on him and one on my monitor. Fortunately, he goes to bed soon!

Also, as I write this column, it is the last day of summer 1995—Labor Day—and the end of a rather hectic summer for me. This is also the first column of 1996, and so I wish all of you a happy new year.

It is also time for a new operating system for many of us. Windows 95 was officially released a couple of

weeks ago; some users actually camped out the night before in store parking lots so they could get their copy early.

I've played with Windows 95 here and there before its official release, but have yet to install it on any of my computers. It's not that I don't want to, it's just that I figured I ought to at least wait for its official release before I start trying to run the multimedia software under it. Even though I understand that Windows 95 quickly set a new record in software sales, I suspect that most readers won't want to switch over right away. I have a copy of Windows 95 just waiting to be loaded, and I think I will do so after I finish with this column.

Actually, I will soon become very familiar with Windows 95, and I won't have a choice. As you might have noticed from the byline at the top of this column, I have joined the staff of *Windows* magazine as a Technical Editor. Do not fear, however, my new position will not prevent me from continuing this column, and will put me in position to make it even better than before.

Well, that's enough change for one month. Let's get to our topics.

CPU CHANGE

I recently decided to give one of those CPU upgrades a try. I have a 486 SX/25 that I really don't do much with because of its slow speed. But it does have

VESA local-bus video with 2 megs of memory, which I figured would be much better than the non-local bus ATI Ultra video card in my DX 2/50, if only the CPUs were equal. While the ATI Ultra was considered "ultra-high end" in its day, and sold for over \$500, it is limited to 256 colors and has never really liked multimedia.

While the SX/25 never really blazed through multimedia, it did always seem to be more stable with some software than the DX 2/50. Once I learned that I could get an Intel DX 4/75 for \$169 from the local outlet of a national computer retailer, I figured that it would be money well spent and I would have a really fast 486 for a small investment.

The chip installed in seconds, as the SX/25 has a ZIF (zero insertion force) socket for the CPU on the motherboard. Anyone can perform that simple upgrade. Upon bootup, the speed increase was certainly evident. The machine would boot faster and load software faster, especially Windows. Menus would pop open noticeably faster, as well.

Benchmarks roughly doubled overall. But the stuff that always gave both computers fits, mainly real-time video, still wasn't so hot on the DX 4/75. But it was still slightly faster and somewhat more stable than my "ancient" DX 2/50—at least for some software. What was disappointing, though, was that the hopped-up SX

wasn't nearly as fast or as stable as my DX 2/66 at work with its 64-bit PCI local-bus video.

Anyway, I reluctantly decided to keep the CPU upgrade and swap over my biggest hard drives to the DX 4/75. Soon I was up to my ears in 32-bit disk-access errors, but only with certain hard drives installed in the machine—it was fine with the stuff it came with. Evidently its BIOS had a problem with some of my hard drives.

Then it came to me: Why am I breaking my back trying to make old hardware happy in a new home when all I'll have in the end is a machine that's not even as good as the "old" ma-

chine I have at work? And it cost me nearly \$200 for the pleasure! It just didn't make sense to me, so I returned the CPU to the retailer and got a full refund.

In the end, I was happiest with my cash back in my wallet and my computers returned to their original condition. Maybe I'll put that money toward a whole

aplications. But there is some hope for those older machines. I recently saw a demonstration of a new processor upgrade for 386 SX and DX computers that turns them into 486s. The *Make-it 486* from Improve Technologies is based on the Texas Instruments SXL2-50 processor that includes an 8K internal

the original 386 CPU. Then all you have to do is install the cache-enabling software and you're off. This really is an inexpensive way to breathe some new life into an old 386, and DXs really do become "true" 486s. But just remember what I said about less-than-ideal computers.

NEW STUFF

As a writer and editor, it's always good to have a dictionary around. Even I don't know the spelling and definition of every word in the English language, so I need to look one up once in a while. The problem is that it's time consuming to leave the computer while I'm writing to go look up a word. Dictionaries and spell checkers have been built into word processors for years, but those aren't always the best or most-complete places to look up words.

Fortunately Merriam-Webster has gone electronic with its *Merriam-Webster's Collegiate Dictionary, Deluxe Edition* on CD-ROM. That deluxe package combines the full text of the printed *Merriam-Webster's Collegiate Dictionary, Tenth Edition* and *Merriam-Webster's Collegiate Thesaurus* on one CD-ROM for \$79.95.

The disc includes over 160,000 dictionary entries, and 130,000 synonyms, antonyms, related and contrasted words, idioms, illustrations, and tables. Word lovers will like the puzzle-solving options that make it easy to solve crossword puzzles, cryptograms, jumbles, and letter banks. The disc also includes its own word games.

Virtual Reality Laboratories recently introduced *Formbuster 2.1 for Windows* on CD-ROM. That software (Continued on page 81)

VENDOR INFORMATION

Improve Technologies

345 East 800 South
Orem, UT 84058

**CIRCLE 50 ON FREE
INFORMATION CARD**

IVI Publishing

7500 Flying Cloud Drive
Minneapolis, MN 55344

**CIRCLE 51 ON FREE
INFORMATION CARD**

Merriam-Webster, Inc.

47 Federal Street
P.O. Box 281
Springfield, MA 01102

**CIRCLE 52 ON FREE
INFORMATION CARD**

Microsoft

One Microsoft Way
Redmond, WA 98052

**CIRCLE 53 ON FREE
INFORMATION CARD**

Simon & Schuster

1230 6th Avenue
New York, NY 10020

**CIRCLE 54 ON FREE
INFORMATION CARD**

Sony Imagesoft


2400 Broadway Avenue
Suite 550
Santa Monica, CA 90404

**CIRCLE 55 ON FREE
INFORMATION CARD**

Virtual Reality Laboratories

2341 Ganador Court
San Luis Obispo, CA 94301

**CIRCLE 56 ON FREE
INFORMATION CARD**



Merriam-Webster's Collegiate Dictionary, Deluxe Edition on CD-ROM combines the full text of the printed Merriam-Webster's Collegiate Dictionary, Tenth Edition and Merriam-Webster's Collegiate Thesaurus on one disc.

new computer, which is always the best way to go. Right now I can buy a fast, loaded Pentium for under \$2000, and the prices continue to drop. Or at least I continue to get more and more for my money. And Windows 95 will surely be happier with newer plug-and-play compatible hardware, anyway. The moral of the story is that when you install a faster CPU in a less-than-ideal computer, all you end up with is a slightly faster less-than-ideal computer.

ON THE OTHER HAND

While upgrading a 486 to a faster 486 might not be one of the best investments, thousands of perfectly good 386s are lying around collecting dust because they simply aren't fast enough for modern ap-

cache and provides performance increases up to 300%. 286-to-486 upgrades are also available.

The addition of a built-in 8K cache was one of the major improvements that the 486 had over the 386, and it's also one of the main performance ingredients in this upgrade. The *Make-it 486* also doubles the clock speed of any 386. Upgraded 386SXs will, of course, still be crippled by the 16-bit bus. However, the performance boost offered by the *Make-it 486*, for a 386 SX or DX, is certainly an affordable one with a list price of only \$99.

Different models fit different motherboards, so check to see what kind of CPU you have before calling Improve Technologies. In many cases, the 486 upgrade module fits right over

NET WATCH

By Dan Karagiannis

Web Broadcasting

Are you tired of waiting to download enormous .WAV or .AU files to get sound over the Internet? Well, this month we'll take a look at an Internet-broadcast technology that could make your audio enjoyment of the Net a lot more fulfilling. Also, in keeping with the broadcast theme, we'll take a look at sites on the Web that deal with direct-broadcast-satellite (DBS) television.

ter PC with Windows 3.1, 8MB of RAM, 2MB of free disk space, and a sound card. If you're a Windows 95 user, you already have the RealAudio software installed.

Once you download the software, you'll have to set it up and get it working properly. Fortunately, that's not too difficult. Just read the installation notes provided at the download site and you should have RealAudio working within five minutes.

Once you have the software set up, you will be able to access sound files from any of the several sites supporting RealAudio. Links to several of those are found right on the RealAudio Homepage, making your search a lot easier. Let's examine a few of the more notable sites:

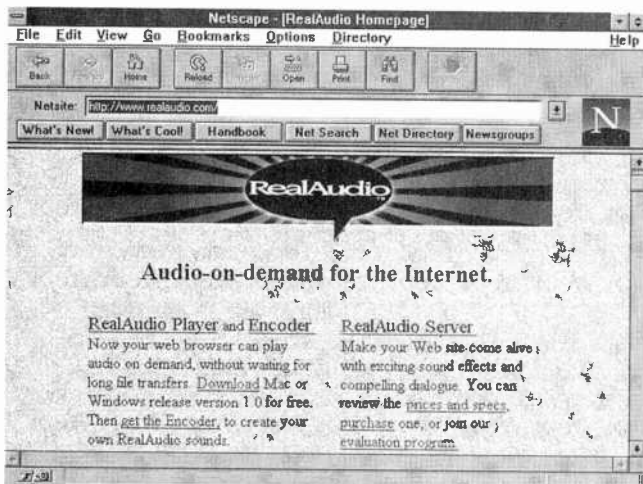
For starters, there's the RealAudio: ABC News site, which features the latest news (updated hourly at 15 minutes past the hour), sports, and commentary. To get the news, just click on

the Internet Hourly News button, and make sure your PC speakers are on. That's all there is to it.

Because the ABC site is updated hourly, many users will find that there's no need to turn on the radio anymore to hear what's going on. Sure, the Net has always had some form of news available online, but with RealAudio you can give your eyes a rest from the screen and just listen.

Another site that you can link with is the RealAudio: NPR page. There, you can access NPR's national call-in show, *Talk of the Nation* (which is available five days a week), as well as two other shows: *All Things Considered* and *Morning Edition*.

But what about independent sites? What are they doing with RealAudio? Well, one of the best sites I found was Radio Gotham, which is part of the Batman Forever site that promotes the Warner Bros. film of the same name.



With the help of the RealAudio software, available at the site shown here, you can finally hear an audio file, in real time, as you download it.

REALAUDIO

The new technology that lets Web users listen to audio while it's downloading is called RealAudio. And what's best is that RealAudio can deliver real-time sound to your computer with a connection speed of only 14.4 kbps.

To use RealAudio, you have to first download the RealAudio Player from the RealAudio Homepage; the software is available in fully functional test versions for both Windows and Macintosh. The Windows player requires a 486/33 SX or bet-



Radio Gotham is one of the hottest RealAudio sites on the Net. Visit the site and listen to interviews with the stars of the latest Batman movie, or download clips of the movie soundtrack to check out later on.

More Lessons!

More Services!

A Shocking Offer!

Now you don't have to be enrolled at CIE to receive our introductory Electronic and Electricity Lesson Modules. This program is available for a limited time to non-students for the shockingly low price of only \$99.50.

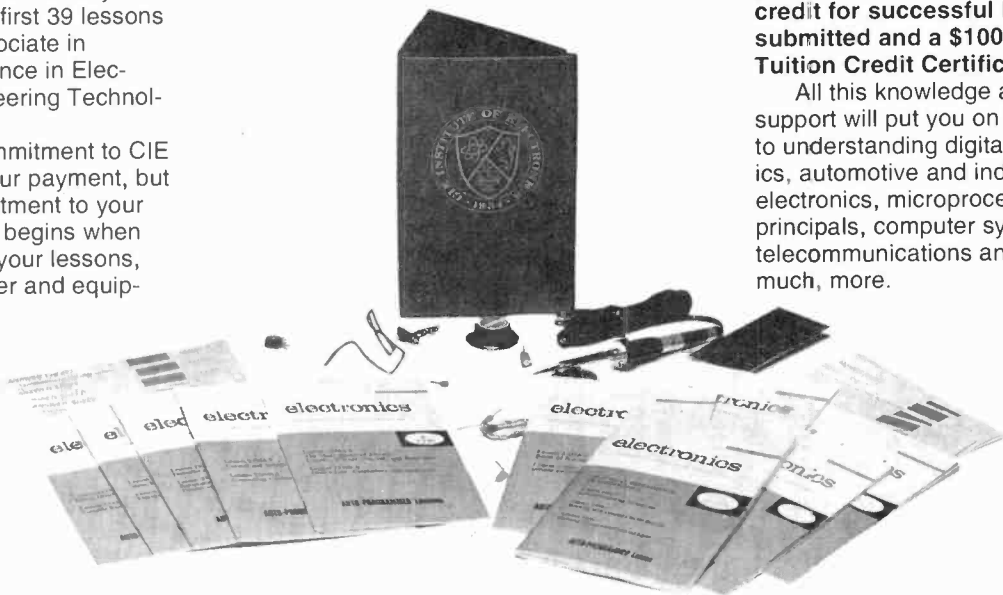
With CIE's patented AUTO-PROGRAMMED method of learning you will quickly learn and then master the basics of electronics and electricity and then move on to... DC/AC circuit theories, fundamentals of bi-polar junction transistors (BJT), field effect transistors (FET), wiring, diagram and schematic readings, component identification, soldering techniques... and much, much, more. This introductory offer includes the first 39 lessons in CIE's Associate in Applied Science in Electronic Engineering Technology Degree.

Your commitment to CIE ends with your payment, but CIE's commitment to your success just begins when you receive your lessons, exams, binder and equip-

ment. This special introductory price includes all the benefits and assistance CIE normally extends to its full time students. You'll be entitled to unlimited access to CIE's faculty and staff to assist you in your studies via a toll free 800 number six days a week, 24-hour turnaround on grading your submitted exams, CIE bookstore privileges, a patented learning method, reference library, access to CIE's electronic bulletin board and a free issue of CIE's school newspaper The Electron.

And best of all, when you decide to continue your electronics education in any of CIE's programs you'll receive full academic credit for successful lessons submitted and a \$100.00 Tuition Credit Certificate.

All this knowledge and support will put you on the road to understanding digital electronics, automotive and industrial electronics, microprocessing principals, computer systems, telecommunications and much, much, more.



All This For Only!

\$99.50

- \$100.00 Tuition Credit
- Academic Credit
- Free issue of The Electron
- Build your personal burglar alarm
- Toll Free Instructor Assistance
- 24-hour grading
- CIE bookstore privileges

- 39 theory and hands-on training lessons and exams.
- Patented learning method
- CIE electronic bulletin board privileges

Yes! Send me CIE's Introductory Electronic and Electricity Lessons and Equipment. A 7335

Name: _____

Street: _____ Apt#: _____

City: _____

State: _____ Zip: _____

Age: _____ Phone: (_____) _____

Total Merchandise: _____ \$99.50

Ohio Residents add 7% Sales Tax: _____

California Residents add 6 1/2% Sales Tax: _____

Total This Order: _____

Shipping and Handling Charge: _____ \$5.00

Method of Payment/Amount Enclosed: _____ \$

Personal Check or Money Order

Master Card Visa Discover

Card Expiration Date: _____

Signature: _____



BOOKSTORE
1776 East 17th Street
Cleveland, Ohio 44114



CHARGE BY PHONE!
9 AM to 4:30 PM Eastern Time;
1-800-321-2155 ext. 7335

January 1996, Popular Electronics

At Radio Gotham, you'll find several RealAudio broadcasts, which could change by the time this hits print. At the time of this writing, however, the site contained RealAudio interviews with Nicole Kidman, Jim Carrey, Val Kilmer, Tommy Lee Jones, and other stars from the film.

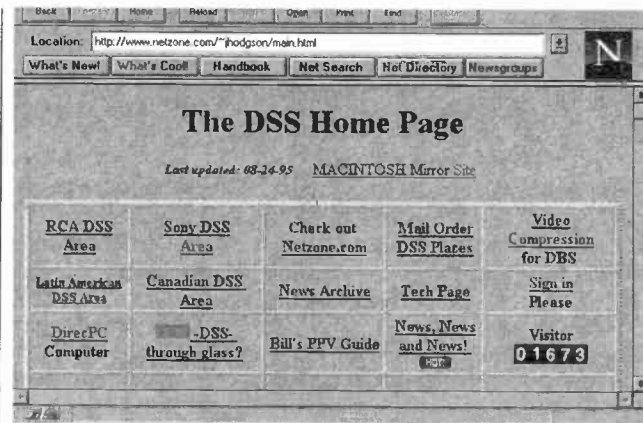
I was a bit disappointed to see that audio clips from the soundtrack were not available in RealAudio format, but only in .AIF and .WAV formats (which means they must be downloaded, and then played). Other than that criticism, though, it's a really innovative site.

DBS SITES

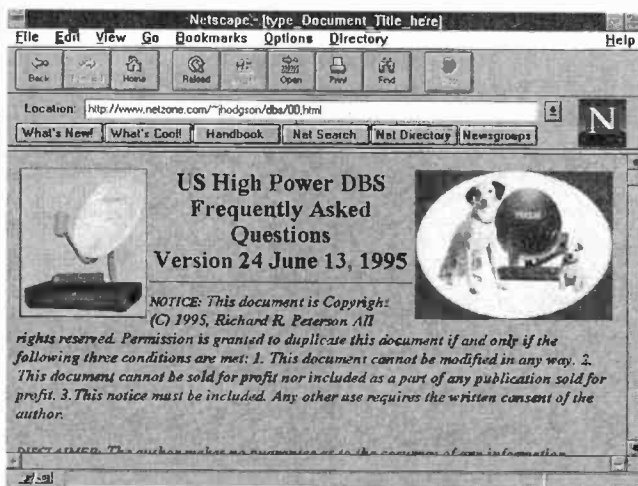
There's no doubt about it that DBS is the next big consumer electronic item. By using a DBS dish and service, you can get a far greater number of channels than with ordinary cable, and for much less. So naturally, just like anything that's even remotely popular, DBS has become a presence on the Net.

One of the most impressive DBS sites is the DSS Home Page, where you'll be presented with more links than you could possibly hope to explore in a single visit. While it's impossible to cover everything you'll find at this site, here are a few interesting features:

First of all, what is DBS TV really? Those who have spent some time on the Internet know the importance of FAQ (frequently asked questions) files—they help those who are new to a particular site or concept get familiar with the basics. Well, to meet that type of need, the DSS Home Page provides an On Line DBS FAQ to clear up any questions you might have about the newest home-entertainment medium (of course, you could also turn to this



The DSS Home Page is the site to visit if you'd like to keep up to date on the latest in home satellite entertainment.



While at the DSS Home Page, be sure to click on the On Line DBS FAQ. In addition to these images, you'll find the answers to almost any conceivable DBS-TV question.

month's **Gizmo** section, located elsewhere in this issue, to get some more information on DBS).

For those who are ready for DBS TV, the two big manufacturers of DSS systems, RCA and Sony, each have their own "areas" where you can find technical information about and even photos of available units. These are also good areas to watch if you'd like to know what new releases are on the way. Then, if you want to buy a DSS system without leaving your home, check out the Mail Order DSS Places link.

Are you interested in learning about the video-compression technology that makes DBS possible? If you are, then here's a link to

check out: Video Compression for DBS gives a technical description of current and soon-to-be-available incarnations of MPEG, which is the standard that makes DBS possible. Just about everything is covered, including: forward error correction, how video signals are coded, the industry transition from MPEG1 to MPEG2, and how video compression occurs.

If you'd like to check out another site for DBS, take a look at DBS Online! Although I haven't really found anything at this site to rival the DSS Home Page, it's always interesting to take a look at more than one site covering a particular topic. In addition to the usual information on company products, of particular note at this site are the Satellite Elevation Azimuth Chart, and Satellite Direction Finder Form, which give a bit of an inside view to the process of installing a DBS system.

Also, let's not forget that the Internet is composed of more than just the World-Wide Web. Try checking out the rec.video.satellite.dbs newsgroup for daily postings about DBS TV. Just make sure to observe the etiquette (or netiquette) of the newsgroup before you post anything yourself. Post an inappropriate message and you could get "flamed." You'd be surprised how quickly cybernauts will express their displeasure!

Well, that's it for this month. If you have any questions, comments, or suggestions for what you'd like to see covered in future columns, you can e-mail them to me at peeditor@aol.com or snail-mail (s-mail) them to me at *Net Watch, Popular Electronics*, 500 Bi-County Blvd., Farmingdale, NY 11735. ■

HOT LINKS

RealAudio Homepage
<http://www.realaudio.com/>

RealAudio: ABC News
<http://www.realaudio.com/contentp/abc.html>

RealAudio: NPR
<http://www.realaudio.com/contentp/npr.html>

Radio Gotham
<http://www.batmanforever.com/radio/radio.html>


DSS Home Page
<http://www.netzone.com/jhodgson/main.html>

On Line DBS FAQ
<http://www.netzone.com/jhodgson/dbs/00.html>

DBS Online!
<http://www.dss.digifix.com/DSS/>

Unbeatable Discount Prices

1 YEAR WARRANTY
15 DAY MONEY BACK GUARANTEE



MT-100
Reg. \$599.
\$419.00

Four Instruments in One Instrument

- Function Generator**
 - Sine, Square, Triangle, Pulse, Skewed Sine, Ramp, TTL
 - 0.2 Hz - 2MHz
- Frequency Counter**
 - 8 Digit LED
 - 1 Hz - 100MHz
 - ± (1 Hz + 1 dgt. + Time Base Error)
- Power Supply**
 - 3-1/2 Digit LCD
 - Triple output: #1. 0-50V, 0.5A MAX #2, 15V, 1A #3. 5V, 2A
- Digital Multimeter**
 - 3-1/2 Digit LCD
 - DCV, ACV, Ω, DCA, ACA
 - ± (0.5% + 2 dgts)

FG-140 2MHz Function Generator
Reg. \$249. **\$149.00**

- 0.2 Hz - 2.0 MHz, 7 Decades
- Sine, Square, Triangle, Pulse, Ramp, Skewed Sine
- VCF, Symmetry
- Variable DC Offset Control

2MHz Sweep Function Gen. w/Freq. Counter
FG-150
Reg. \$399. **\$229.00**

- 4 Digit LED Display
- Sine, Square, Triangle, TTL, Pulse, Ramp, Skewed Sine
- Linear/Logarithmic Sweep
- 10 MHz Freq. Counter

1.0GHz Frequency Counter, High Resolution
FC-200
Reg. \$399. **\$219.00**

- 1.0 Hz - 1.0 GHz
- 8 Digit LED Display
- Auto & Manual Range
- 4 Selectable Gate Times
- 1MΩ & 50Ω Input Impedance

Oscilloscope Probe Set
Switch Selectable X1/X10

HP-9060, 60MHz Reg. \$29. **\$17.00**
HP-9150, 150MHz Reg. \$49. **\$27.00**
HP-9250, 250MHz Reg. \$59. **\$37.00**

PS-500 DC Power Supply
Reg. \$249. **\$159.00**

- 0-30 VDC
- 0.1 - 3A
- Short & Overload Protection

PS-540 DC Power Supply
Reg. \$399. **\$249.00**

- 0-16 VDC
- 0.1 - 10A
- Short & Overload Protection

Deluxe O'scopes w/Phillips CRT. "BEST BUY!"

OS-3304 Reg. \$499. **\$349.00**

OS-3304 25MHz, Dual Trace

- DC to 25 MHz. Dual Channel
- 6" Rectangular CRT with Internal Graticule 10x8cm (Phillips P31)
- Uncalibration LED.
- High Sensitivity 1 mV/div to 2mV/div X-Y modes, Z Axis (intensity modulation)
- Rise time 14n Sec. or less.
- Full TV Trigger for TV-V & TV-H
- Acceleration Potential 2kV
- 60MHz (X1.X10) Probe Kit: 2 sets
- Power: 115/230V AC

OS-3315 40MHz, Dual Trace Sweep Delayed
Reg. \$799. **\$549.00**

OS-3324 Reg. \$599. **\$429.00**

OS-3324, 3 Function

- OS-3304
- Dual Component Tester/Comparator
- Triple DC Power Supply 5VDC, +12 VDC, -12VDC

- DC to 40 MHz. Dual Channel
- Delayed Sweep 100nS to 1.0S 7 decade
- 6" Rectangular CRT with Internal Graticule 10x8cm (Phillips P31)
- Uncalibration LED.
- High Sensitivity 1 mV/div to 2mV/div X-Y modes, Z Axis (intensity modulation)
- Rise time 8.5nS or less.
- Full TV Trigger for TV-V & TV-H
- Acceleration Potential 12kV
- Variable Hold Off
- 16ns - 1.0s Time Base
- 60MHz (X1.X10) Probe Kit: 2 sets
- Power: 115/230V AC

OS-3344 Reg. \$899. **\$649.00**

OS-3344, 5 Function

- + 2 + 3 • OS-3324
- Frequency Counter 100MHz, 7 Digit LED Display
- Function Generator 0.02 Hz to 2.0 MHz

Bel MERIT
DM5050C DM5100
Reg. \$149. **\$89.00**
Including Deluxe Holster

- Features (DM5050C/DM5100)**
- Basic DCV Accuracy: ± 0.25%
 - AC/DC Volt & Amp, Ohm
 - Diode, Continuity Beeper
 - Alligator Clip Test-Leads
 - Lead Holders/Velcro Strap Holster

- DM5050C, DMM + Capacitance**
- 9 Function / 42 Range
 - Multimeter
 - Ohm: Up to 2000MΩ
 - Amp: AC/DC 2 Amp
 - Extended Capacitance Meter (9 Range)
 - 0.1pF - 20,000µF
 - Zero Adjust Knob
 - Trig Lamp

- DM5100, Wide Range w/Logic**
- 11 Function / 45 Range
 - Auto Power Off
 - Data Hold & Peak Hold
 - Freq: Up to 20MHz
 - Amp: Up to 20A AC/DC
 - Ohm: Up to 200MΩ
 - Capacitance: 1p - 200µF
 - Logic: TTL, TR hFE

Digital Engine Analyzer
Reg. \$119. **\$69.00**

DM230

- 3 1/2 Digit LCD
- Engine Analyzer Taco, Dwell, Duty Cycle
- DMM DCV, DCA, Ω
- Temperature 0 - 1.999°F
- Diode
- Continuity
- Holster, Temp. Probe, Clip Leads

Capacitance Meter
Reg. \$79. **\$49.00**

CM210

- 3 1/2 Digit LCD
- 0.1p-20,000µF 9 Ranges
- 0.5% basic Accu.
- Zero Adjust Knob
- Test Leads & Built in Socket

Pen-Type DMM w/Logic
Reg. \$79. **\$59.00**

DM150

- 3 1/2 Digit
- Dual Display
- Auto & Manual
- DCV, ACV, ACA, DCA, Ω
- Logic CMOS/TTL
- Data Hold
- Diode
- Continuity

Multifunction DMM
Reg. \$99. **\$64.00**

DM4050

- 3 1/2 Digit
- Basic Accuracy: 0.25%
- Heavy Duty, 20A AC/DC Resistance 20MΩ
- Capacitance
- Freq. up to 20MHz
- TR-hFE
- Diode
- Continuity
- Deluxe Holster

BMC Your Best Source for High Standard Electronics
P.O. Box 744, Lake Forest, CA 92630-0744

Order & Free Catalog
800-532-3221
(714) 586-2310 Fax: (714) 586-3399



January 1996, Popular Electronics

CIRCLE 30 ON FREE INFORMATION CARD




Wavetek DM78A DMM

We report on a lot of test equipment in this magazine, and plenty of DMMs, or digital multimeters, in particular. Reviewing DMMs can get to be like a game of "beat the features," with one new model packing more features than any other DMM, another having some unique feature, another having the same features as other DMMs but at a lower price, and so on.

Carrying some of those DMMs around is like having a portable troubleshooting lab with you out in the field. But many of those "loaded" DMMs are quite expensive and certainly don't fit in a shirt pocket. To carry one of those bulky meters around, you usually need a field bag, which might as well have some tools thrown in and perhaps a flashlight. But all of that stuff gets heavy after a while, leading one to put down the bag and perhaps lose track of it.

The truth is, many people who need to have a DMM with them don't really need a "super-deluxe" model much of the time, and would find it a lot more convenient to have a pocket-sized meter that's always in their pocket when they need it. In short, what is often ideal is a reasonably accurate, well-built meter that can read resistance and voltage, doesn't weigh a ton, and carries a lightweight price tag. Such a unit would also fill the bill for hobbyists that need a reliable and accurate basic meter.



CIRCLE 119 ON FREE INFORMATION CARD

A bigger multimeter is not always better.

The DM78A. Fortunately for all those in need of a basic and very portable DMM, Wavetek Corporation offers the DM78A for only \$35.95. It's a rugged little DMM that packs enough features to get by most of the time, fits in a shirt pocket, and weighs only three ounces.

Even though the DM78A fits in a shirt pocket and sells for such a reasonable price, it is by no means short on functionality. The unit features a 10-millimeter-high, 3 $\frac{1}{4}$ -digit LCD readout, with a maximum display reading of 3200. A 32-increment bargraph augments the digital readout. The DM78A can measure AC and DC voltage, measure resistance, perform audible continuity checks, and test diodes. The autoranging meter also has a manual range-lock button and a data-hold button.

You might have noticed that we did not mention any current-measuring capability. Measuring voltage and checking resistance and continuity are the most commonly used capabilities of any DMM. In practice, I have found that one rarely needs to measure current, and doing so with a regular DMM requires that the DMM be placed in series with the current path, which is often impractical when troubleshooting. So not being able to measure current is no big loss.

The display includes enunciators for AC (nothing for DC), audible continuity, low battery, millivolts, volts, ohms, kilohms, megohms, diode, range lock, data hold, minus, and decimal point. To help keep size and weight down, the DM78A is powered by two small button cells that will provide up to 70 hours of continuous use. The unit shuts itself off automatically after 10 minutes of inactivity to conserve battery life.

The DMM measures 4.3-inches high, by 2.2-inches wide, by 0.4-inches thick. Two test miniature probes are permanently attached to the bottom of the unit. That way they will never get lost and the bulky test-lead jacks are eliminated. The meter comes in a vinyl carrying case that has a Velcro strap to hold the test leads neatly in place when not in use. The case has an inside pocket that holds the operating manual.

Specifications. The DM78A can measure DC volts in five ranges, either autoranging or selected manually. The DC ranges are as follows: 320 millivolts with 100-microvolt resolution, 3.2 volts with 1-millivolt resolution, 32 volts with 10-millivolt resolution, 320 volts with 100-millivolt resolution, and up to 450 volts with 1-volt resolution. AC voltage can be measured in the same

ranges with the exception of millivolts. The DM78A cannot be used to measure anything greater than 450-volts AC or DC.

There are six resistance ranges to choose from: 32 ohms with 100-milliohm resolution, 3.2 kilohms with 1-ohm resolution, 32 kilohms with 10-ohm resolution, 320 kilohms with 100-ohm resolution, 3.2 megohms with 1-kiloohm resolution, and 32 megohms with 10-kiloohm resolution.

Using the DM78A. The DM78A is very simple to use. A three-position slide switch moves from "Off" to "Volts" to "Ohms/Continuity/Diode." With the slide switch in the Volts position, a "Select" pushbutton toggles the meter between AC and DC. With the slide switch in the Ohms/Continuity/Diode position, the Select button toggles between those three options. A "Range-Lock" button toggles the meter between specific ranges and the auto-ranging mode. The "Data-Hold" button alternately freezes and releases the last reading on the display. That is handy if you can't see the display clearly while making a measurement or if you need to hang on to a reading without writing it down immediately.

For such a small meter, the DM78A really packs a punch. Its features, while kept to a minimum, still allow it to be used for most testing and troubleshooting tasks. The ability to carry it around in a shirt pocket is also a plus. Its compact size also makes it the perfect meter to throw in the glove box or tool box where it will always be when you need it. While it would not be the most convenient meter to use on a test bench due to its small display and lack of a stand, it is not intended to be used there. It is intended for use on the go, and that's where it really comes in handy. If you need a DMM that you can stick in your car or tool box, or just don't like to carry around your full-size DMM all the time, then contact Wavetek (at the address given below) today, or circle no. 119 on the Free Information Card. ■

FOR MORE INFORMATION

Wavetek Corporation
9045 Balboa Avenue
San Diego, CA 92123

Measure It All!

The DMM/LCR Meter/ Frequency Counter. All in One.

Troubleshoot down to the component level — any component! Verify poorly marked parts, test for tolerances and damage. Wavetek's new DM27XT is not only a full-function DMM, but also includes complete inductance, capacitance, and frequency measurement capabilities.

- **Wide LCR range:**
10 Ω to 2000 M Ω
10 pF to 2000 μ F
100 pH to 20 H
- **Autoranging frequency meter** 10 Hz to 20 MHz
- **Ac and dc current to 20 A**
- **Logic test, diode test, max reading hold, continuity beeper, input warning beeper, fused input protection, battery saver**

Consolidate your test bench with one meter that does it all — Wavetek's high-performing, full-function XT Series DMM. It's all in one compact, rugged, field-ready package with a big 0.7-inch, 3 1/2-digit display. Insulated probes and alligator clip leads are included, and there is a huge selection of accessories, including current, rf and HV probes, temperature converters, holsters, and cases. Ask for Wavetek DMMs. They're the meters to pick when you have things to fix.



\$119⁹⁵

Other XT Series DMMs from \$89.95

U.S.A.: (619)279-2200
Europe: (44/243) 531323
Asia Pacific: (852)865-1903

©1993 Wavetek Corporation

www.americanradiohistory.com



WAVETEK

CIRCLE 15 ON FREE INFORMATION CARD

PRODUCT TEST REPORTS

By Stephen A. Booth

Marantz CC45U Five-CD Carousel Changer

In an age of an-drogynous, computer-generated names, it's reassuring to see the *Marantz* marquee on a consumer electronics product. Audio Hall-of-Famer Saul Marantz is a charter member of the hi-fi movement that sprouted in Long Island and New York City in the post World-War II years. For some years now, his namesake has been a brand of Netherlands-based Philips N.V., which produces in Singapore the CC45 five-disc CD changer reviewed in this article.



The Marantz CC45U five-disc CD changer.

Multi-disc changers by far are the most popular form of compact-disc player. Among home-audio components, the carousel-turntable style represented by the CC45U outsells magazine-loaders, which have established niches in the autosound and boom-box markets. Carousel changers, with their retracting turntable drawer, let you install or change CDs even while one is playing. Magazine-loaders seldom offer that feature, though they

have a place in the home for those who also own an autosound CD changer and want the option to swap magazines of the same brand between home and car.

As entry-level carousels go, the CC45U has most of the desirable convenience features, especially when it comes to programming multiple tracks and discs for playback or for dubbing on a connected tape recorder. Performance-wise, electrical tests at the Advanced Product Evaluation Laboratory found a capable player: If the specs didn't set benchmarks, they also revealed no deficiencies that will be audible. Hands-on evaluation turned up some minor quibbles, but in the areas that matter, the CC45U proved fast, quiet, easy to program, and easy to use.

FEATURES

The front-loading turntable drawer of the CC45U holds five CDs in individual trays. Three trays are accessible at a time—and those are the ones that can be loaded while another CD plays in the concealed transport. A load button advances the platter to fill the other trays. The rightmost visible tray is called the "preferred position" for the CC45's "Quick Play" feature. Plop a disc there and hit the button for instant gratification while you select and load the rest of the musical menu. Regarding programmability, the CC45U lets you select up to

30 tracks in any order from any number of discs.

Except for the power on/off switch and peak-search button, the included remote control has all the function controls found on the front panel—and then some. Unfortunately, the "some" includes the all-important button for entering programming-memory selections (and another for canceling them). In short, don't lose the remote control if you plan on doing any programming.

The lack of programming-memory controls on the unit is one pet-peeve about the CC45. While we're at it, so is the lack of a headphone jack, a power switch on the remote, and an output-level control to match volume input-levels with other source units at the preamp-stage. (There is a volume function on the remote, which provides temporary control over level during play in lieu of your preamp's or receiver's remote control. But that level-setting is canceled by the CC45's power switch.) A fader function on the front-panel and remote attenuates volume gradually when you pause the player, and ramps up to the previous volume setting when play is resumed.

The front-panel LED readout is another shortcoming. It displays every bit of information you'd ever need, including helpful prompts during programming. But it does so in an annoying mix of lower- and upper-case characters with arbitrary

spacing between them. To wit: "nod ISC" and "no AUD IO d ISC"—the latter an alert that you've inserted a CD-ROM, CD-i, or Video CD instead of an audio CD. To its credit, the CC45U won't play those automatically, as hash from their opening

data-track (Track 1) could damage other system components. After the warning, you may advance manually to Track 2 to play the audio tracks of a data CD.

Typography and control locations aside, the CC45U is a joy to use when pro-

gramming tracks and discs to roll your own playlist for tape recordings. One very helpful feature is peak search. The CC45U scans a CD at high speed to find the loudest passage. It then repeats that passage (two seconds before and after the peak) continuously while you set the record level of your tape deck. The result: no oversaturation on the tape (mere distortion in analog, but binary stutter on digital dubbings). If you're compiling a tape from multiple CDs, you'll have to perform peak search on each disc to find the highest peak.

Another neat bit of automation in the CC45U is "edit record." Once you've programmed your playlist and entered the length of the tape (time in minutes) you'll be recording to, the

CC45U calculates (and displays) how many tracks will fit on each side of the cassette. It can do that two ways: In the "edit-normal" mode, the tracks are played linearly in the order programmed. In "edit-optimal" mode, the CC45U calculates which order of tracks will make the fullest use of the allotted time (the machine's choice of sequence might conflict with your arrangements).

In both edit modes, the CC45U pauses play at the end of the last track that will fit on the tape. Once you've flipped your cassette, use the pause button to resume play. If you haven't noticed, there's a subtle bias here toward bi-directional tape-recording media (read Philips compact cassette). When you enter a cassette length (e.g., C-90) the

TABLE 1—TEST RESULTS

All electrical measurements were performed by the Advanced Product Evaluation Laboratory using the CBS CD-1 Standard test disc.

Brand:	Marantz
Model:	CC45U Carousel CD Changer
Price:	\$299
Output voltage (@ 0 dB, 1 kHz)	
Left:	2.046 volts
Right:	2.066 volts
Frequency response (10 Hz to 20 kHz):	-0.1 dB to -0.2 dB
Dynamic range	
Left:	98.11 dB
Right:	98.26 dB
Signal-to-noise ratio:	-127.2 dB
Total harmonic distortion + noise (@ 0 dB)	
Frequency	THD (%)
31 Hz:	0.0034
1 kHz:	0.0043
10 kHz:	0.067
16 kHz:	0.127
Wow & flutter:	Unmeasurable
Channel separation (@ 0 dB, 1 kHz)	
Left:	140.0 dB
Right:	132.7 dB
De-emphasis error:	
Frequency (kHz)	Error (dB)
1:	0.09
4:	0.17
16:	0.18
Linearity error (@ 1 kHz)	
Signal level (dB)	Error (dB)
0:	-0.09
-10:	-0.08
-20:	-0.09
-30:	-0.09
-39.99:	-0.08
-49.97:	-0.09
-59.94:	-0.02
-70.31:	-0.09
-80.77:	+0.01
-90.31:	+0.19
Linearity error with dither (@ 1 kHz)	
Signal level (dB)	Error (dB)
-70.31:	-0.11
-80.77:	-0.15
-90.31:	-0.49
-100.0:	+0.40
Additional Data	
Short access time (track 1 to 2):	2.40 seconds
Long access time (track 1 to 21):	3.90 seconds
Disc access time (disc 1 to 5):	6.9 seconds
Power requirements:	10 watts
Dimensions (HxWxD, inches):	4.125 x 17 x 14.75
Weight:	15.5 pounds

CABLE TV CONVERTERS/DESCRAMBLERS!

- **Novavision 5600, 5700, 5800**
5-lot @ \$195.00 ea.
- **M-80**
10-lot @ \$49.00 ea.
- **TNT Original Digital Dynamite**
10-lot @ \$45.00 ea.
- **PIO TRIPLE-MODE Add On**
10-lot @ \$55.00 ea.

CALL FOR MANY OTHER POPULAR MODELS!!

ALL EQUIPMENT AVAILABLE IN STOCK!
FAST DELIVERIES! WE SHIP WITHIN 24 HOURS!
30 DAY GUARANTEE / 1 YEAR WARRANTY



1-800-818-2282

8 a.m. to 5 p.m. CST, Monday - Friday

PROtech
DISTRIBUTORS, INC.

13 S. Randall Road #507, Algonquin, IL 60102

NOTE: Converters and Descramblers must be used according to The Federal Cable Television Consumer Protection and Competition Act of 1992.

NO ILLINOIS ORDERS ACCEPTED

CC45U assumes there's a side A and side B, and divides the tape length to calculate two 45-minute programs. If you record on another medium (VHS Hi-Fi, DAT, MiniDisc) you'll have to trick the CC45U by entering double the record-time (say, 148 minutes for a 74-minute MiniDisc).

For your information, the CC45U will perform synchronized recording with Marantz tape decks, pausing to create a four-second blank space between selections and to wait for autoreverse decks to change direction. At that point, suffice to say the CC45U is quite fast at getting from one track or one disc to another. In shuffling among discs, the CC45U's bi-directional carousel always takes the shortest path—which at most means gliding past one CD. In other words, to go from disc 1 to disc 4 it reverses

past disc 5—not forward through 2 and 3.

PERFORMANCE

Access times for discs and tracks are shown in the accompanying chart along with other measurements made by APEL. In most areas, the measured performance is very good—sometimes exceeding even Marantz's published specs. In areas where the CC45U veered from perfection, it's mostly academic. The lapses are measurable by lab equipment but won't be audible.

Frequency response was virtually ruler-flat, as you should expect in the digital format, and likewise wow and flutter is not an issue. Both signal-to-noise ratio and left/right channel separation tested out as very good and, in fact, were measurably better than Marantz' own claim. Ditto for dynamic range—the

spread between the softest and loudest sound the player will resolve.

As for total harmonic distortion, APEL's reading at 16 kHz is par for the course, but the lower frequencies measured a tad greater distortion than the 0.0025% Marantz claims. Not to worry: THD would have to hit 1.0% to reach a point where most experts agree it's audible. Likewise, 3 dB is considered the threshold where errors get a public airing. Keep that in mind for the de-emphasis and linearity results.

De-emphasis error measures how accurately the player's internal circuitry reverses the pre-emphasis curve on the disc recording. In a perfect world, it would be a perfect mirror image. APEL's Frank Barr notes that those errors at least track with the curve.

Linearity error measures the accuracy of the CD

player's DAC (digital-to-analog converter) section; that is, is each of the 65,536 possible digital codes on the CD being translated back to its exact frequency and level? The answer here is "close enough"—the errors won't be audible above the stereo system's inherent noise. Linearity error with dither factors-in system noise. Again, the performance wasn't perfect, but any problems are pretty much swept under the noise carpet.

For more information on the Marantz CC45U five-disc CD changer, contact the manufacturer directly at the address that follows, or circle no. 120 on the Free Information Card.

FOR MORE INFORMATION

Marantz America
440 Medinah Rd.
Roselle, IL 60172

FACTCARDS



■ ALL YOU NEED to know about electronics from transistor packaging to substitution and replacement guides. FACTCARDS numbers 34 through 66 are now available. These beautifully-printed cards measure a full three-by-five inches and are printed in two colors. They cover a wide range of subjects from Triac circuit/replacement guides to flip-flops, Schmitt triggers, Thyristor circuits, Opto-Isolator/Coupler selection and replacement. All are clearly explained with typical circuit applications.

■ WANT TO EXPAND your knowledge of electronics? Do it the easy way

by studying the Electronics Fact Cards. Do you travel to and from your job each day? Drop a handful of cards in your pocket before you leave, and the bus becomes a schoolroom! At home, you can build some of the projects and not only have fun building and using them, but learn how they work at the same time.

■ YOU'LL BE AMAZED both at how rapidly you learn with these cards, and how easy it is to understand. These new cards are available right now. Don't miss out. Send your check or money order today.

Jampacked with information at your fingertips

FACTCARDS—Facts at your fingertips for Experimenters and Project Builders!

Please send one copy of FACTCARDS at \$3.50. Shipping \$1.00 (U.S. and Canada only).

Please send _____ copies of FACTCARDS. Total cost is sum of copy price and First Class postage and handling cost multiplied by number of card sets ordered.

New York residents add sales tax to total cost of each order.

Please print

Allow 6-8 weeks for the material to arrive.

(Name)

(Street Address)

(City)

(State)

(Zip)

Detach and mail today:
CLAGGK Inc.
P.O. Box 4099
Farmingdale, NY 11735

All Payment must be in U.S. Funds!


BS168

Be a Computer Programmer!


Only NRI gives you everything you need for success

NRI Computer Programming Training


File Edit Help




CD-ROM Drive




**America's
#1 Choice for
Computer
Training!**




DOS 6.21, QBasic




420MB Hard Drive



Power C



Fax Modem



Visual Basic

Another window of opportunity from NRI

NEW! Get hands-on experience with a powerful 486DX2/66 MHz computer, Windows 95, and more!

CALL 1-800-321-4634 EXT 1263

See other side for more highlights >>>>

NRI at-home training begins with the basics, then moves step-by-step to cover advanced programming techniques.

You learn to design, code, run, debug, and document programs in QBasic, C, and Visual Basic, the language designed specifically for creating Windows applications.

Best of all, you train with a state-of-the-art multimedia computer system, including:

- Fast, powerful 486DX2/66 MHz computer
- 8 meg RAM
- 420 meg hard drive
- Super VGA color monitor
- CD-ROM drive, 16-bit sound card, and speakers
- Fax/modem for accessing on-line services
- Professional software
- And more!



And all this leading edge hardware and software is yours to train with and keep for your personal and professional needs.

SEND CARD FOR YOUR FREE COLOR CATALOG

NRI Schools

McGraw-Hill Continuing Education Center
4401 Connecticut Avenue, NW, Washington, DC 20008



For career courses approved under GI Bill, check for details

YES! Send me the catalog I've checked below.

Check one FREE catalog only

- | | |
|--|---|
| <input type="checkbox"/> Computer Programming | <input type="checkbox"/> Microcomputer Servicing |
| <input type="checkbox"/> PC Applications Specialist | <input type="checkbox"/> Computer Aided Drafting |
| <input type="checkbox"/> Visual Programming in C++ | <input type="checkbox"/> Desktop Publishing with PageMaker |
| <input type="checkbox"/> LAN Specialist | <input type="checkbox"/> Bookkeeping & Accounting |
| <input type="checkbox"/> TV/Video/Audio Servicing | <input type="checkbox"/> Paralegal |
| <input type="checkbox"/> Industrial Electronics | <input type="checkbox"/> Fiction/Nonfiction Writing |
| <input type="checkbox"/> Basic Electronics | <input type="checkbox"/> Multimedia Programming |
| | <input type="checkbox"/> New! Associate Degree in Accounting |

Name (please print) Age

Address

City State Zip
Accredited Member, National Home Study Council 5413-0196

Train with a state-of-the-art MPC-2 computer system, software, and more!

NRI, the leader in at-home computer training, shows you how to take advantage of today's opportunities in computer programming

Now, you can succeed in this high-growth career field with NRI training – and your own ambition. The Bureau of Labor Statistics predicts job opportunities for programmers will increase

significantly in the next 10 years, with as many as 400,000 new jobs opening up by the year 2005. Indeed, the fastest growing segment of programming jobs will be PC programming, fueled by the widespread use

of Windows and the rise of exciting new languages such as QBasic, C, and Visual Basic.

That's what NRI's team of developers had in mind when they updated the Computer Programming course: training that at once is exciting yet relevant. Only NRI training gives you the exact skills you need to build a top-paying career in a top-growth field. Whether you make a career move or pursue a full- or part-time business of your own, NRI hands-on training can get you started fast.

➤ No previous experience necessary

NRI's step-by-step lessons and hands-on programming projects help you first master the programming design concepts used every day by successful PC programmers. With your experienced NRI instructor on call and ready to help, you go on to learn programming in three of today's hottest languages: QBasic, C, and Visual Basic.

You get first-hand experience with a powerful 486DX2/66 MHz computer system with 8 full megabytes of RAM, 420 meg hard drive, 3.5" floppy drive, fax modem, mouse, plus CD-ROM drive, sound card, and speakers!

By the time you complete your course, you'll have complete confidence in your abilities and knowledge of programming methods, languages, and techniques.

And now you can complete your training even faster with NRI's new TeleGrading system that lets you take your tests and get your grades by phone 24 hours a day.

➤ Send today for your FREE catalog

Send today for your free, full-color catalog and start preparing tomorrow for a high-paying career as a computer programmer!

Find out how NRI can give you the equipment and experience to get started fast in this exciting profession.


If the card is missing, write to us:

NRI Schools
McGraw-Hill Continuing Education Center
4401 Connecticut Avenue, NW
Washington, DC 20008.



IBM is a registered trademark of the IBM Corporation. Windows, QBasic, and Visual Basic are trademarks of Microsoft Corporation.

CARD 72-R



Here's what makes your 486DX2 Multimedia PC the ideal tool for programming and personal use:

- Full IBM compatibility
- High-speed 80486DX2 CPU with 66 MHz clock
- Pentium Overdrive-ready socket
- 420 megabyte hard disk drive
- 8 meg RAM installed; 64k ROM
- 14" Super VGA color monitor with .28mm dot pitch
- Fax modem installed
- High-density 3.5" floppy disk drive
- CD-ROM drive, sound card, and speakers
- Three-button mouse
- MS-DOS 6.21 operating system with QBasic interpreter
- Windows 95 graphical interface
- Professional compilers for programming in C and Visual Basic

SEND POSTAGE-PAID CARD FOR YOUR FREE CATALOG!



BUSINESS REPLY MAIL

FIRST CLASS MAIL PERMIT NO. 10008 WASHINGTON, D.C.

POSTAGE WILL BE PAID BY ADDRESSEE

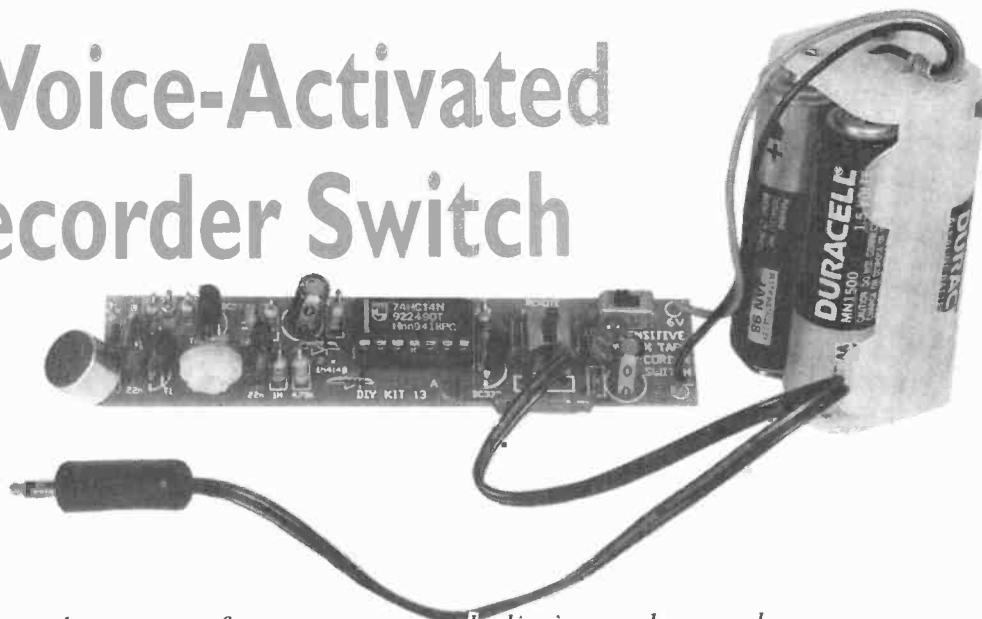
NRI Schools

McGraw-Hill Continuing Education Center
4401 Connecticut Avenue, NW
Washington, DC 20078-3543

NO POSTAGE
NECESSARY
IF MAILED
IN THE
UNITED STATES



Build a Voice-Activated Tape Recorder Switch



Stop the waste of tape space, and eliminate the need to fast forward through silence, with this voice-activated switch.

BY MARC SPIWAK

Did you ever have to record a speech, presentation, or conversation and wish that you could do so automatically? Because it makes no sense to record silence, as that only wastes tape and increases playback time, some tape recorders come with voice-activated recording settings. Unfortunately, not *all* tape recorders come with that feature.

This article describes a sensitive, *Voice-Activated Tape-Recorder Switch*. When the circuit detects an audio signal, it grounds a mini plug that can be plugged into the remote

jack on a tape recorder. That has the same effect as operating a remote recording switch. So if you build this neat little device, and have access to a tape recorder with a remote jack, you can easily add voice-sensitive recording to your setup.

Circuit Description. A schematic of the Tape-Recorder Switch is shown in Fig. 1. The circuit can be powered by B1, which is four AA batteries in series, or by any 6-volt DC supply.

Audio signals from the electret microphone, MIC1, are coupled via capacitor C1 to two audio-amplification stages centered around transistors Q1 and Q2. A 5000-ohm potentiometer, R12, provides a sensitivity control that sets the audio level at which the Switch will activate a tape recorder.

The audio input to the digital switching section of the circuit is biased at half the supply voltage by two 1%, 1-megohm, metal-film resistors (R6 and R7). Integrated-circuit U1 is a 74HC14 hex Schmitt trigger inverter. With a 6-volt power supply, the Schmitt inverter

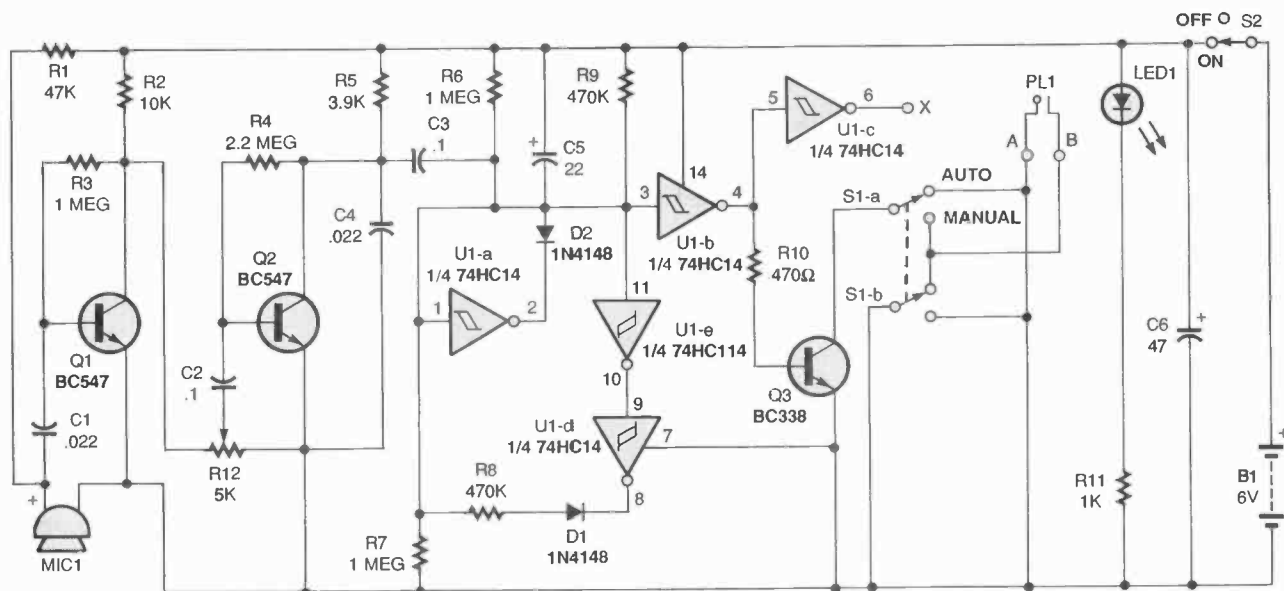


Fig. 1. Here's the schematic for the Voice-Activated Tape-Recorder Switch. A 5000-ohm potentiometer, R12, provides a sensitivity control for the audio level at which the switch will activate a tape recorder.

gates will have a 1-volt hysteresis gap between 2.2 volts and 3.2 volts. That means that the input to a Schmitt inverter must rise above 3.2 volts for the output to go low, but must fall below 2.2 volts for the output to return to a high.

Now assume that the input to U1-a (pin 1) is held high by an audio signal from the microphone and that the output (pin 2) would be low. That causes capacitor C5 to charge rapidly through diode D2. The low from pin 2 also pulls the input to U1-b (pin 3) low; the output of U1-b (pin 4) would then be high. That resulting high from pin 4 turns on transistor Q1, which then grounds terminal A if S1 is in the "Auto" position. Terminal B is held to ground by S1-b. That has the effect of shorting terminals A and B together, and thus the two conductors of PL1, which is the mini plug connected to the terminals. With S1 in the "Manual" position, both terminals are grounded, thereby keeping the recorder turned on regardless of the presence of audio.

The low on pin 3 of U1-b in the presence of audio is presented to pin 11 of U1-e and ends up at pin 8 of U1-d. That will pull pin 1 low in the absence of an

Fig. 2. Use this template to etch your own PC board for the Tape-Recorder Switch.

audio signal from the microphone, making pin 2 high.

Diode D2 blocks the discharging of C5 through its original charging path, so C5 starts to discharge through R9 with a time constant of $R9 \times C5$, or about 10.3 seconds. The turn-off time is determined by the relative turn-on voltage of the Schmitt inverter, which is about half of the supply voltage. That time works out to a delay of about 6 seconds. After that delay, the voltage at pin 3 rises above 3.2 volts, causing pin 4 to go low, thus removing the connection from terminal A to ground, and turning off the tape recorder. A continuous audio input to pin 1 will hold pin 4 high, but as soon as it ceases, the time-out process begins.

When power is applied to the circuit using switch S2, LED1 lights. However, if the ground connection to R11 is removed, and that end of the resistor

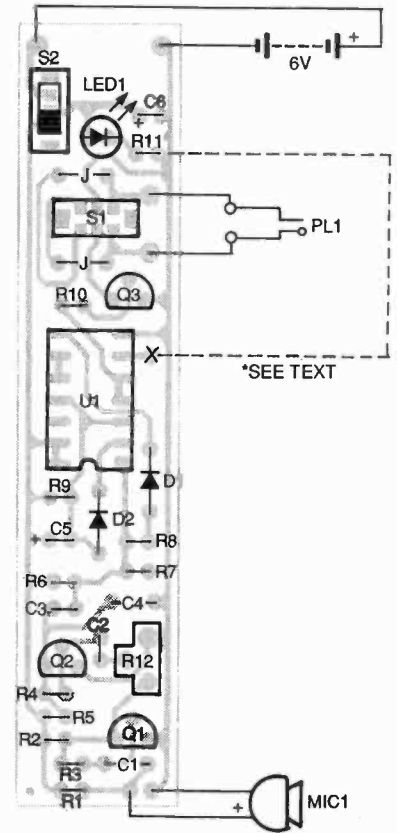
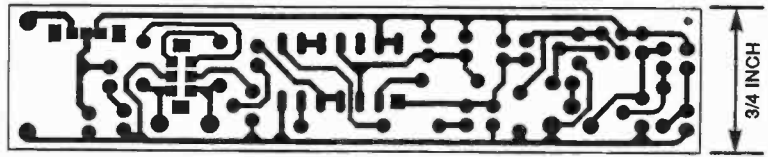


Fig. 3. This parts-placement diagram should make assembling the circuit easier. Fixed resistors must be mounted vertically. The orientation of Q3 might vary depending on the unit you use.

is then connected to terminal X (pin 6 of U1-c), the LED will instead light only when the output of the circuit is active (more on that later).

Construction and Checkout. The author's prototype for the Tape-Recorder Switch was built on a small PC board. You can build the circuit on a perforated construction board instead, but a PC board makes the project more compact. A pre-etched and drilled PC board is available as part of a complete kit of parts from the source mentioned in the Parts List. If you would like to etch your own PC board, a foil pattern is provided in Fig. 2.

For those using a PC board, a parts-
(Continued on page 79)

PARTS LIST FOR THE VOICE-ACTIVATED TAPE-RECORDER SWITCH

SEMICONDUCTORS

- U1—74HC14 hex Schmitt trigger inverter, integrated circuit
- Q1, Q2—BC547, NTE 123A, or equivalent NPN transistor
- Q3—BC338, NTE123AP, or equivalent NPN transistor (see text)
- D1, D2—1N4148 silicon diode
- LED1—Light-emitting diode, any color

RESISTORS

- (All fixed resistors are 1/4-watt, 5% units, unless otherwise noted.)
- R1—47,000-ohm
 - R2—10,000-ohm
 - R3—1-megohm
 - R4—2.2-megohm
 - R5—3900-ohm
 - R6, R7—1-megohm, 1/4-watt, 1% metal-film
 - R8, R9—470,000-ohm
 - R10—470-ohm
 - R11—1000-ohm
 - R12—5000-ohm, PC-mount potentiometer

CAPACITORS


- C1, C4—0.022- μ F, Mylar

- C2, C3—0.1- μ F, ceramic-disc
- C5—22- μ F, 16-WDVC electrolytic
- C6—47- μ F, 16-WDVC electrolytic

ADDITIONAL PARTS AND MATERIALS

- MIC1—Electret microphone
- PL1—2.5-mm mini plug
- S1—DPDT, PC-mount switch
- S2—SPDT, PC-mount switch
- B1—6-volt battery (4 AA cells in series)
- Printed-circuit materials, 4-AA cell battery holder, 2-conductor wire, solder, hardware, etc.

Note: The following is available from Marlin P. Jones & Associates, Inc. (P.O. Box 12685, Lake Park, FL 33403-0685; Tel. 800-OK 2 ORDER or 407-848-8236; Fax: 407-844-8764): Voice-Activated Tape-Recorder Switch Kit (#6013-KT—includes everything specified in the Parts List, except batteries)—\$12.95 plus \$3.00 shipping and handling. Florida residents please add appropriate sales tax.



BUILD A TELEPHONE TRANSMITTER

BY MARC SPIWAK

Receive telephone conversations on any FM radio with this neat little device.

Would you like to be able to amplify a phone call so everybody can hear it? Or perhaps you'd like a way to record a phone call to keep a record of it. If either idea sounds good to you, then you might want to build the *FM Telephone Transmitter* described in this article. It's a simple, yet ingenious device that connects in series with a phone line, "steals" power from the latter, and transmits both sides of a conversation to an FM radio tuned to between 90 and 95 MHz.

The circuit is built on a PC board that's so small it can easily be fitted inside the housing of a telephone, making it an instant pseudo-speakerphone. Keep in mind, though, that it is illegal to listen to or record a telephone conversation without informing all involved parties.

There are many legitimate reasons for wanting to broadcast a telephone call to an FM receiver. For one, maybe

you are calling one of those "900" information or entertainment lines, and everybody wants to hear the message. Or perhaps when someone calls long distance he or she doesn't have the time or can't afford to stay on long, but everybody at home still wants to hear his or her voice. Or perhaps you want to record a phone call so that you have a record of, say, some electronic banking you did or a deal you made.

Besides being small in size, the Telephone Transmitter is also small in price. Only a handful of parts are needed to build the Transmitter, and everything you need (including a PC board) can be purchased as a kit for only \$9.95. How's that for an inexpensive project?

Circuit Description. The schematic diagram for the Telephone Transmitter is shown in Fig. 1. That circuit connects in series with either the Tip or

Ring (green or red) telephone line. Power for the circuit is full-wave bridge rectified from the phone line by diodes D1 through D4.

Transistor Q1, capacitors C1 and C8, and inductor L3 form an FM oscillator that operates at a frequency of around 93 MHz. Variable-capacitor C8 allows the oscillator frequency to be adjusted between 90 and 95 MHz. To move the tuning area up to the 98- to 105-MHz range, C1 must be replaced with a 10-pF capacitor.

Audio from the phone line is coupled through R3 and C2 to the base of Q1 where it frequency modulates the oscillator. Transistor Q3, inductor L1, and capacitor C6 form a power amplifier. The signal tapped off L3 in the oscillator circuit is fed to the base of transistor Q2 and the FM signal is transmitted from Q2's collector. Inductor L2 is a radio-frequency shunt that decouples power and audio from the amplifier circuit.

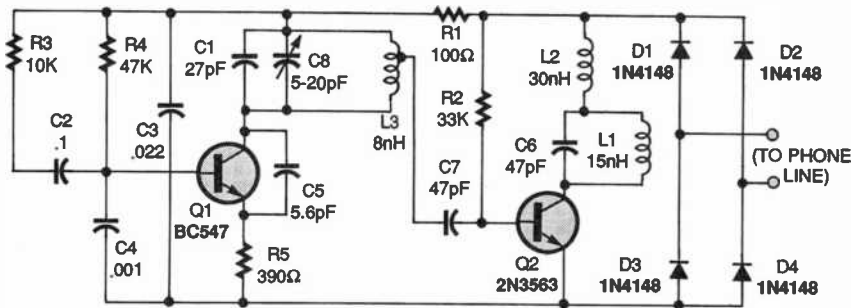


Fig. 1. Here's the FM Telephone Transmitter schematic. The circuit connects in series with a phone line, "steals" power from it, and transmits both sides of a conversation to an FM radio tuned to between 90 and 95 MHz.



Fig. 2. If you'd like to etch your own board for the Transmitter, use this template.

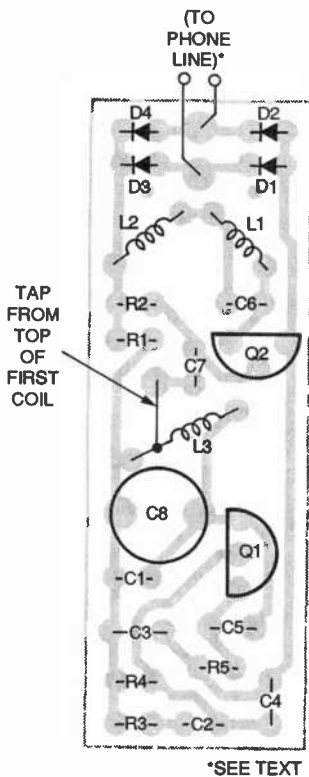


Fig. 3. Use this parts-placement diagram as a guide when mounting components to the board.

Construction. The circuit is simple enough to build on perforated construction board, but the tight design of the PC board shown in Fig. 2 is desirable. If you would like to use a PC board, you can either use the foil pattern provided in that figure to make your own PC board, or order a pre-etched and drilled board as part of a

complete parts kit available from the source mentioned in the Parts List.

When mounting parts to the PC board, use the parts-placement diagram shown in Fig. 3 as a guide. Begin by installing the resistors and diodes; the board is so tight that those components must be mounted vertically.

The next step is to install the inductors. Coils L1 and L2 are 6 and 8 turns, respectively, of enameled copper wire. If you are winding your own coils, use approximately 22-gauge wire and a 1/8-inch drill bit as your winding form. Any enamel on the leads where the coils are to be soldered must be sanded, scraped, or burned off with a soldering iron before solder will adhere to them properly. Coil L3 is 6 turns of tinned copper wire in which the coils must be spread out with about 1 millimeter between each of them—none of the turns should be touching each other. A tap must be connected between the top of the first turn of L3 and the PC board. Go on to install the fixed capacitors and the variable one. Then you can solder the two transistors to their appropriate places.

The kit mentioned in the Parts List includes alligator leads for connecting the Transmitter to the phone line. However, the author opted to modify a modular phone cord and install the board in series with it. The Transmitter can then easily be swapped between different phones. Be certain to inspect the board for errors before connecting it to the phone line.

The range of the Transmitter is less than 100 feet. That distance can be increased, however, by soldering a wire antenna (about 150 cm of 26-gauge wire) to the collector of Q2.

Test And Tune. Connect the Trans-

PARTS LIST FOR THE FM TELEPHONE TRANSMITTER

SEMICONDUCTORS

Q1—BC547, BC107, NTE 123A, or equivalent NPN transistor
Q2—2N3563, ZTX320, NTE 108, or equivalent NPN transistor
D1–D4—1N4148 silicon diode

RESISTORS

(All resistors are 1/4-watt, 5% units.)

R1—100-ohm
R2—33,000-ohm
R3—10,000-ohm
R4—47,000-ohm
R5—390-ohm

CAPACITORS

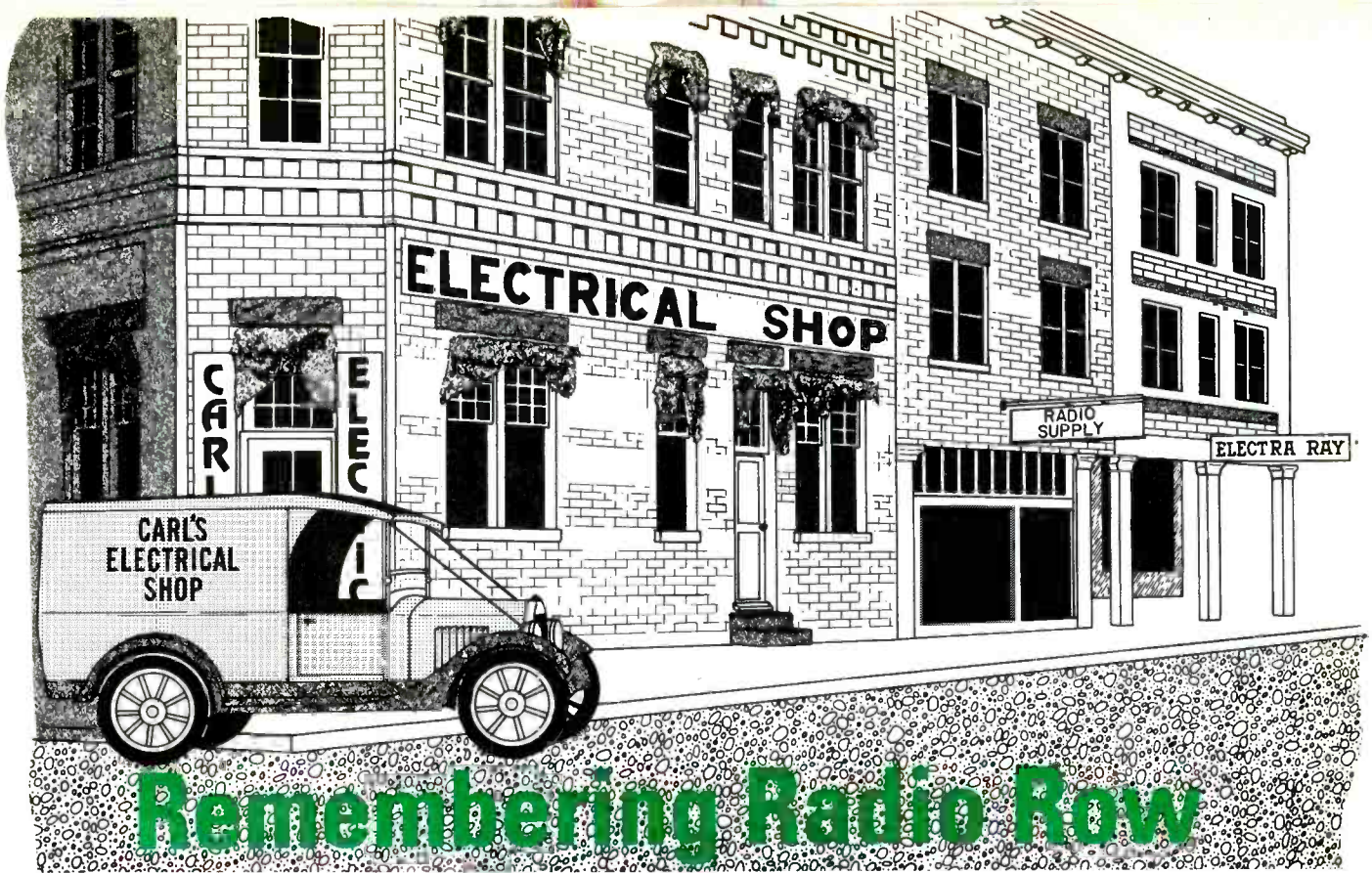
C1—27-pF, ceramic-disc
C2—0.1- μ F, ceramic-disc
C3—0.022- μ F, ceramic-disc
C4—0.001- μ F, ceramic-disc
C5—5.6-pF, ceramic-disc
C6, C7—47-pF, ceramic-disc
C8—5- to 20-pF, trimmer

ADDITIONAL PARTS AND MATERIALS

L1—15-nH, 6 turns of enameled copper wire (see text)
L2—30-nH, 8 turns of enameled copper wire (see text)
L3—8-nH, 6 turns of tinned copper wire (see text)
Printed-circuit materials, alligator clips, wire, solder, hardware, etc.

Note: The following is available from Marlin P. Jones & Associates, Inc. (P.O. Box 12685, Lake Park, FL 33403-0685; Tel. 800-OK 2 ORDER or 407-848-8236; Fax: 407-844-8764): FM Telephone Transmitter Kit (#6016-KT—includes everything specified in the Parts List)—\$9.95 plus \$3.00 shipping and handling. Florida residents please add appropriate sales tax.

mitter to the phone line using whatever method you prefer. Turn on a nearby FM radio and tune to a quiet spot on the dial somewhere between 90 and 95 MHz. Pick up the phone; you should hear the dial tone right away on the FM radio. If that is not the case, adjust C8 until you do hear the dial tone. First adjust C8 for the best reception, and then fine tune the radio. If you have trouble finding a spot on the dial that is quiet enough, remember that the tuning area can be moved up to the 98- to 105-MHz range by replacing C1 with a 10-pF capacitor.



Remembering Radio Row

A look at where radio amateurs and other electronics hobbyists shopped in bygone days.

BY KARL T. THURBER, JR.

Where did one go for parts, components, and equipment in the 1940s, 1950s, and 1960s? There were few franchised radio outlets and few neighborhood Radio Shacks then. Most of the "ham stores" where you could work good trade-in and trade-up deals were situated in big cities.

The radio electronics world was much different then. Transistors and other solid-state devices were almost unknown. FM repeaters, exotic digital-communications modes, OSCAR satellites, CDs and CD-ROMs, cellular telephones, and—perhaps most significantly—personal computers (PCs), either didn't exist then or were little more than scientists' and engineers' dreams.

Amateur-radio stations and home electronics labs of the 1940s, 1950s, and 1960s were simple compared with the sophisticated equipment that today's hobbyists take for granted. Electronic experimenters used to build their own equipment to learn how the circuits worked, better appreciate improvements they could make, and of course, save money.

Mail Order. A large number of radio-electronics mail-order houses grew up in the dynamic post-World-War-II era to fill hobbyists' parts list and equipment-order requests. Those mail-order houses were the sources of many of the components radio beginners, amateurs, and builders needed. They were only necessary, of course, if one couldn't beg, borrow, or steal components from a sympathetic friend's junkbox or from piles of scrapped radio and TV sets often found in neighborhood repair shops.


Some of the biggest radio-electronics mail-order houses were Henry Radio (Los Angeles and St. Louis), World Radio Laboratories (Council Bluffs, Iowa), Walter Ashe (St. Louis), Lafayette Radio Electronics (New York), and Barry Electronics (New York). Other "postal parts magnets" were Burstein-Applebee and McGee Radio (both in Kansas City, Missouri), Arrow Electronic Supply (New York), Newark Electronics (Chicago), Concord Radio (New York), and Allied Radio (Chicago).

Only a few of those firms exist today. Others have merged into larger outfits and have lost their former identities. Still others went out of business, never to be heard from again, as the industry began to look to Japan in the 1960s and 1970s.

Radio Swap Meets. The radio ham-fests of the 1940s and 1950s were not the slick, professionally organized amateur radio conventions of the 1990s. Most started out as regional swap meets. For the most part, those affairs were little more than radio flea markets, typically sponsored by local clubs for their own members.

The main activity at such radio swap meets was (and, in some cases, still is) the buying, selling, and swapping of radio and electronic parts and equipment. Sometimes an auction was held at a swap meet, often to dispose of all the remainder items so that they wouldn't have to be carted home by their owners.

In any case, one of the joys of radio flea markets has always been casual browsing. At a well-attended swap meet, there's an almost infinite variety



One of the joys of the radio marketplace always has been casual browsing through dusty, musty tables and parts bins. At a present-day swap meet, such as the one shown here, a shopper can equip his or her radio shack and workbench at minimum cost—with much the same result as a yesteryear Saturday morning trip to the nearest Radio Row.

of goodies to choose from, and the shrewd shopper can equip his or her radio shack and workbench at minimum cost—with much the same result as a Saturday morning trip to the nearest Radio Row in past years.

Postwar radio surplus played a big part in “stocking up” local swap meets and contributed to the development of a Radio-Row district in many American cities. The 1940s through the 1960s were the “good-old radio-surplus days” in which the amateur-radio and electronics magazines were full of ads from surplus houses touting their post-war (both World War II and Korean War) radio bargains.

Today, though, the glut (and usefulness) of World-War-II and Korean-War radio surplus has almost disappeared. In fact, radio “war surplus” is mostly a thing of the past. Up until at least the 1960s, however, many do-it-yourselfers and builders found that surplus goodies contained a wealth of usable meters, switches, capacitors, chokes, and other parts that could build up a junkbox for future projects.

Radio Rows, Coast-to-Coast. If you lived in or around large cities, a major source of parts and equipment used to be your city’s “Radio Row” district of stores—radio meccas and emporiums that sold war surplus, wholesale and industrial equipment, components, and parts. Those stores were



Here’s a photo of the author in his teens at the controls of his ham station, K2IKZ, circa 1957. Some of the equipment in this photo was purchased from the amateur-radio-equipment dealers who thrived in the Radio Row area.



Receivers, transmitters, VHF gear, test equipment—they’re all found at the modern swap meet, just as in the “good-old Radio Row” days. If your budget is strained for the purchase of gear to get your station or listening post started, check out the used equipment tables.

also places where many of the big mail-order houses and surplus dealers had an outlet—places where you often could buy things for even less than published in the company’s own catalog.

Most of the Radio Rows around the country had their beginnings in the 1920s and 1930s as small shops selling radio wares clustered together—although some, like New York’s fabled Radio Row, had their beginnings much earlier. What really got the Radio Rows off the ground was the big demobilization following the end of World-War II. In those days, considerable military-surplus radio equipment and components of every description were made available to civilians. Much of that stuff was given away, or it was sold for just a few cents on Uncle Sam’s dollar.

The Reconstruction Finance Corporation (RFC) was one of the organizations created by the government in part to dismantle the big “war machine” that had been built up in World-War II. RFC and other government agents sold war surplus to manufacturing firms, radio jobbers, and wholesalers—and even to returning veterans in some cases. Much of that material ultimately was disposed of to the public “at retail” by small stores concentrated in metropolitan-area Radio Rows, or by the large mail-order houses.

Dealers were heavily clustered in such cities as New York, Los Angeles, Chicago, Boston, Miami, Dayton, St. Louis, Kansas City, Houston, and Seat-

tie. The dealers often were located near military logistics depots where the large quantities of war-surplus materials were dispensed.


Over the years, the surplus market has changed considerably as military surplus has decreased in availability and usability. That, combined with urban renewal, has obliterated once-prosperous Radio Rows in most cities. Today surplus dealers are much more widely dispersed, and they tend to sell their wares primarily by mail.

New York's Radio Row. The biggest Radio Row in the country was New York City's sprawling Radio Row, located in lower Manhattan. To be sure, there were a few radio stores in midtown Manhattan and in the New York and New Jersey suburbs. But the one and only "original" Radio Row was situated in the Dey, Cortlandt, Fulton, Greenwich, Vesey, Warren, West, and Washington Street and lower Broadway areas and the adjacent districts. Through at least the 1940s and 1950s, you could buy almost anything you needed there to complete a radio-building project, and you could do it for little money, to boot.

Interestingly, much of what eventually became the New York Radio Row district was man-made land. In colonial times, for example, Greenwich Street, which roughly ran north and south, was on the shoreline, and what now is West Street was under water. Over the course of 200 years, the Hudson River was pushed back, making room for a thriving marketplace.

As new docks were built, property owners filled over the old structures. With people in the 1800s creating new land all the while, burying abandoned wharves and even ships, the bulkhead line marched 700 feet westward. By 1890, West Street had become the main thoroughfare of shipping and trade in New York.

The "Uncle Hugo" Era. While most of the Radio Rows around the country had their beginnings in the 1920s and 1930s, New York's Radio Row made its debut in the first decade of this century. One of the early pioneers and promoters of the radio hobby—especially among youngsters—was a 1904 immigrant from Luxembourg, Hugo Gernsback. He offered his first



This classic recreation of a 1930s radio rig speaks volumes about the opportunities for homebrewing radio equipment in bygone Radio Row days.

LIBERTY PAYS MORE!!

<p>WILL BUY FOR CASH</p> <p>ALL TYPES</p> <ul style="list-style-type: none"> • ELECTRON TUBES • SEMICONDUCTORS 		<p>WILL BUY FOR CASH</p> <p>ALL TYPES</p> <ul style="list-style-type: none"> • Military Electronic Equipment • Test Equipment
--	---	---

WIRE, WRITE, PHONE COLLECT! WE PAY FREIGHT ON ALL PURCHASES

Liberty Electronics, Inc.

648 Broadway, New York, New York 10012, Phone 212-928-6000

This 1972 Liberty Electronics ad shows that you could not only buy parts and equipment on Radio Row, but in some cases you also could sell your stuff back to a dealer for cash. Military electronics gear and test equipment were very popular items.

invention, a dry-cell battery, as well as a wireless transmitter and receiver, at his "great emporium of the amateur world, the Electro-Importing Company." Gernsback's five-story store was in what eventually came to be known as New York's Radio Row.

"Uncle Hugo's" radio-antenna-bedecked store featured wireless supplies, and it openly boasted that it carried "everything for the experimenter." The store was located in a five-story building at 233 Fulton Street in the heart of lower Manhattan. According to historians, Gernsback's shop probably was the first one in the United States to sell wireless apparatus directly to the public. The store also was a place where technically inclined youngsters could see wireless apparatus close-up, learn something about how to build their own radio sets, and meet other like-minded radio hobbyists.

Gernsback was a brilliant promoter of wireless as a hobby. His shop was so successful that he even published a catalog describing the electrical wares he offered, and in 1908 founded what is generally considered to be

the first radio magazine, *Modern Electrics*. (Gernsback also was the founder of Gernsback Publications, which publishes **Popular Electronics** and *Electronics Now*. He's also considered by many science-fiction fans to be the "father" of modern science fiction.)

In his shop, Gernsback offered what arguably was the first commercially produced home radio receiver. It was the Telimco, the name of which was derived from his company, The *ELectric IMporting COmpany*. The story is even told that he sold the Telimco receiver for so little that New York City officials received complaints about it, and the Mayor sent out some of "New York's Finest" officers to investigate him for possible fraud!

Hugo Gernsback's store began a hobbyist-friendly tradition that was still in existence in the 1950s and 1960s, long after the legendary Electro-Importing Company vanished. In stores like G&G Radio, Cortlandt Radio, Leeds Radio, Cantor the Cabinet King, Try-Mo Radio, Leotone Radio, Liberty Electronics, the Krantz Brothers, and Blan the Radio Man, proprietors welcomed youngsters and senior citizens with equal cordiality.

Gone Now. You'll no longer find most of the New York Radio Row stores today. They are almost all gone now, or they're dispersed geographically. Most of the shops got their walking papers when their sites were condemned to be bulldozed and paved over by the massive urban-redevelopment project that created the World Trade Center and its environs. In fact, some 164 buildings on the site had to be removed for the 110-story twin towers to be able to dominate the lower Manhattan skyline. The result is that urban redevelopment has displaced Radio Row in New York and in many other large cities, though there are a few vestiges of Radio Rows in some smaller towns and cities.

The problem of age also contributed to the demise of Radio Rows in New York and other cities. The young, back-from-the-war entrepreneurs, storekeepers, and proprietors who went heavily into radio and surplus sales in its heyday just following World War II have long since retired or even passed away.

Despite all that, redevelopment has rejuvenated the area in some respects, and you might still find that New York's "downtown Manhattan" remains a bastion of the offbeat shopper. Shopping in the lower Manhattan area still can be rewarding, though not so much for radio, electronics, and surplus goods anymore.

Radio Rows as we knew them in the 1940s through the 1960s are almost nonexistent today. The closest you probably can come to experiencing the Radio Rows of earlier eras is by weekend shopping at a major ham-fest's flea market or "bone yard." Or, if you can afford the cost of a trans-Pacific airline ticket, you can visit Tokyo's amazing Akihabara electronics district, perhaps the last real Radio Row. By some accounts, it was, and is, greater even than New York's at its peak.

Japan's Mega Radio Row.

Akihabara is just two stops from the main Tokyo station on the Yamanote railroad line. In its multistory stores and tiny stalls you can buy almost any imaginable computer, radio, amateur transceiver, CD player, household appliance, TV, VCR, video camera, or electronic component.

This freewheeling market probably is your best contemporary source for electronics parts and equipment anywhere. In fact, it's often said that if you visit even a large electronics store or radio emporium in the United States after shopping in Akihabara, you might feel as though you've just visited a Third World country's poorly stocked store in comparison with the electronics goodies found in Akihabara.

In many respects, parts of Akihabara are much like New York City's old Radio Row, but there surely are several times the number of stores in Akihabara than in Radio Row at its zenith. In Akihabara, block after block of stalls, small shops, and larger stores display new electronic wares, including many products that haven't yet jumped across the Pacific. And Akihabara is the place to see the newest technology. That forward-looking motif contrasts with the musty, dusty, surplus-like tone of most of the old New York Radio-Row stores.

It's no surprise that the 500 to 800 shops in the Akihabara area account for about 10 percent of all the elec-

tronics goods sold in Japan. In fact, each weekday roughly 75,000 people pass through the district, and they spend the equivalent of \$4 to \$5 billion a year on electronics purchases.

The Akihabara district has an interesting past. After World War II, many mom-and-pop merchants worked out of pushcarts parked in the narrow streets of the Sudacho district. That is an area about a mile from Akihabara and is close to what is now Tokyo Denki (Electric) University. At its peak, the Sudacho market reportedly had about 150 stalls.

In the late 1940s, General MacArthur's occupation authorities disbanded the street markets. They did



Shown here is a cover of one of the Electro-Importing Co.'s catalogs. Gernsback's company was probably the first one in the United States to sell wireless apparatus directly to the public.

so because the markets had grown too large, blocking traffic. That disruptive action caused the merchants to gravitate to the buildings around and under Akihabara's railroad tracks. Those became "the place" for electronic goods to be sold.

One of the larger parts of Akihabara, and to many its very heart, is the Radio Center. There, hundreds of miniature shops are clustered close to the Akihabara station. The Radio Center is a veritable rabbit warren of tiny, one- or two-person booths mostly underneath the railroad. Those stalls are crammed with capacitors, transistors, diodes, switches, and other parts and components laid out in small bins, much like penny candy in an old-

fashioned American candy store.

Customers can select their parts and place them in little plastic trays before paying. As you can probably determine so far, surplus and used equipment shops are the exception in the Radio Center and in the rest of Akihabara. Most parts are new.

Buying parts in Akihabara is considerably different from buying parts in the United States. Rather than finding large stores with many different kinds of components and devices, you instead find specialized, tiny shops grouped in large centers. One booth might sell only semiconductors, while the adjacent booth might stock only capacitors or resistors (but likely not both!). Still another stall might offer highly specialized test equipment, such as digital volt/ohm meters or certain computer connectors. Blister packs are infrequently encountered.

The prices in Akihabara are quite reasonable, even with the dollar's presently unfavorable exchange rate. That is especially true if you shop in the domestic (rather than the visitor-oriented duty-free) electronic stores—although many of the domestic store owners don't speak English. As a consequence of good selection, high availability, and low prices, Akihabara is crawling with electronics buffs from all over the world. About 20 percent of visitors to Akihabara are foreigners.

Another point: in Japan, unlike much of Asia, it's not customary to bargain over prices. But in Akihabara, you'll find one of the few places in the country where you can do so without embarrassment. In many shops, price tags might indicate both the list price and the shop's "discounted" price. But the price you actually pay often is still less, that amount being displayed on the shopkeeper's calculator after you inquire. Curiously, in some shops, that price might be shown to you rather than stated aloud.

Conclusion. So, as you can see, the days of Radio Rows in the United States are mostly gone now. While Japan might have its bargain hunter's electronic paradise, the nostalgic feel of American Radio Rows is not there.

But the memories of the various Radio Rows linger on in the minds of many radio amateurs and hobbyists. And those memories are pleasant ones. ■

the optimum value(s) of V_{CC} . The minimum voltage that must be applied to a logic input to be interpreted as a logic 1 is the "Logic 1 Input Voltage (V_{IH}).\" The maximum voltage that can be applied to a logic input and still be considered as a logic 0 is the "Logic 0 Input Voltage (V_{IL}).\" The "Logic 1 Output Current (I_{OH})\" is the amount of current provided by the output when the gate is in the logic-1 state. Note that I_{OH} is a negative number to indicate the fact that current is leaving the gate when it is logic 1. The "Logic 0 Output Current (I_{OL})\" is the amount of current that can normally be absorbed by the gate when its output is logic 0; that is given as a positive number because current is flowing into the gate to ground.

DC Specifications. The static DC specifications (or "Electrical Characteristics") for a digital IC are listed in the third part of a data sheet. Electrical characteristics are often very similar to recommended operating conditions. The "Logic 1 Output Voltage (V_{OH})\" is the minimum voltage level present at the gate's output when it is in the logic-1 state. The "Logic 0 Output Voltage (V_{OL})\" is the maximum voltage present at the gate's output when it is in the logic-0 state. When a gate's input is logic 1, the "Logic 1 Input Current (I_{IH})\" is being provided by the output of a previous gate or other circuitry. In the logic-0 state, the "Logic 0 Input Current (I_{IL})\" is being drawn from the input by a previous gate or other circuitry. Note that I_{IL} is a negative number because current is leaving the gate's input.

There are a few varied current specifications. When an output is shorted to ground (which is NOT a recommended condition), a "Short Circuit Output Current (I_{OS})\" will flow out of the gate to ground. Note that I_{OS} is a negative number because current is leaving the gate. Supply current (I_{CC}) varies somewhat depending on the particular conditions of each gate. The "Supply Current with Outputs High (I_{CCH})\" is typically less than the "Supply Current with Outputs Low (I_{CCL}).\"

AC Specifications. The AC specifications (or "Switching Characteristics") of a digital IC are usually focused on two important areas; propagation delays and clock rates.

Whenever a change of input conditions cause a change in a gate's output, there is some certain amount of time needed for the change to take place (or "propagate") through the gate. That is the concept of propagation delay. The delay value will vary with the complexity of the logic device and whether TTL or CMOS technology is being used.

The time required to change a gate's output from a logic 0 to a logic 1 is the "Propagation Delay Low to High Output (t_{PLH}).\" The time needed to change a gate's output from a logic 1 to a logic 0 is the "Propagation Delay High to Low Output (t_{PHL}).\" Both propagation delays are typically measured in nanoseconds. More complex logic devices, such as multiplexers, flip-flops, or shift registers, will list additional propagation delays that consider the effects of clock, enable, and control inputs on the device.

Table 2 presents a number of additional specifications that could be listed with more complex logic devices. The "Maximum Clock Frequency (f_{max})\" specifies the highest rate at which a signal might change when applied to the device. Devices such as flip-flops, counters, and shift registers rely on clock signals for proper operation. Signal frequencies that exceed f_{max} could result in erratic or unpredictable operation.

TABLE 2—ADDITIONAL IC SPECIFICATIONS

Maximum Clock Frequency (f_{max})	15 MHz
Input Pulse Width (t_w)	20 ns
Data Setup Time (t_{su})	15 ns
Data Hold Time (t_h)	5 ns

Data must be available on an input for a minimum amount of time before a clock pulse arrives. That is the "Data Setup Time (t_{su}).\" Also, data must be maintained for some minimum amount of time after the clock pulse passes. That is the "Data Hold Time (t_h).\" Setup and hold times are usually quite brief—only a few nanoseconds. The "Input Pulse Width (t_w)\" indicates the minimum time that a logic signal must be present at a gate's input to cause a reliable change in the gate's output. Timing parameters are generally not much of a problem if a gate is being operated at low speeds (a few

hundred kHz). At high speeds, however, failure to obey a device's timing parameters can result in erratic or unpredictable circuit operation.

TTL vs. CMOS. Before you review the differences between specific logic families, you should understand some of the fundamental differences between TTL and CMOS devices.

TTL (transistor-transistor logic) is the oldest and perhaps the most recognized logic technology. TTL is a "bipolar\" technology using conventional bipolar transistors (collector, base, and emitter) to create logical switching circuits. Today, such switching circuits are known as "gates\". Throughout the late 1960s and into the 1970s, the trademark 7400 series accounted for a large share of the digital-IC market. TTL gates are reasonably easy to fabricate using simple IC-manufacturing methods, so IC manufacturers were able to produce logic ICs at low cost. Today, TTL ICs and their variations remain a staple of the digital IC market.

Figure 1A shows the internal structure of a classical TTL NAND gate; Fig. 1B shows the device's schematic symbol. Control of the gate's output is provided by a set of bipolar transistors (Q3 and Q4) arranged in what is known as a "totem-pole\" output.

When the gate's output is logic 0, Q4 turns off to prevent current flow to the output, while Q3 turns on to effectively ground the output. Ideally, a logic 0 would force the output to 0-volts DC, but there will be some small saturation voltage across Q3 (0.4 VDC or less), which is the value of V_{OL} .

When the gate's output is logic 1, Q3 turns off to isolate the output from ground, and Q4 turns on to supply output current. Ideally, that pull-up would raise the output level to the value of V_{CC} , but the voltage drop across the 130-ohm resistor and the voltage drop across the saturated Q4 will reduce that value to as little as 2.4 VDC, which is V_{OH} .

Unfortunately, TTL devices consume a sizable amount of power—about 10 mW per gate. Although that allows TTL gates to supply plenty of current at their outputs, power dissipation will limit the number of gates that can be placed into a single IC package. TTL ICs run much hotter than their CMOS counterparts.

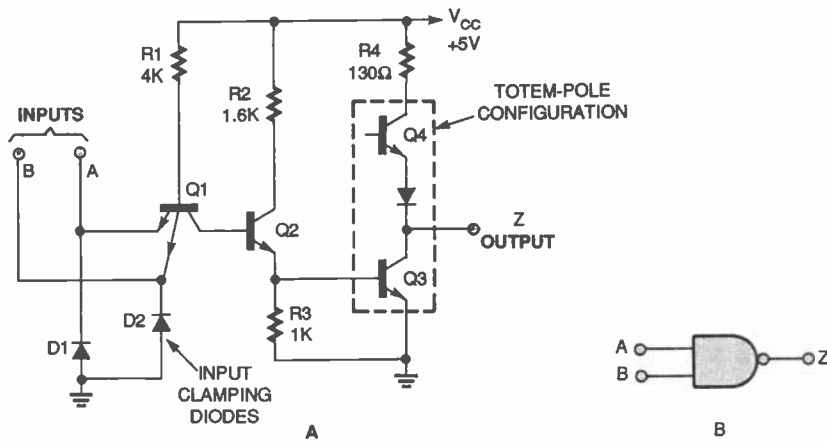


Fig. 1. The internal structure of a classical TTL NAND gate is shown in A; B shows the device's schematic symbol.

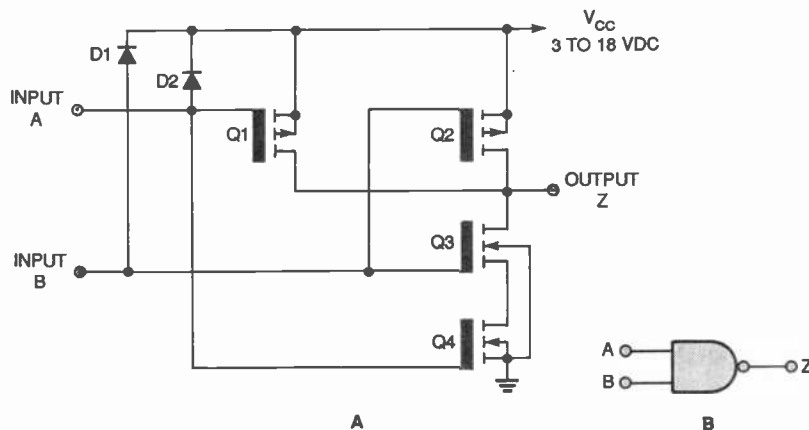


Fig. 2. A typical CMOS NAND gate is shown in A; the logic symbol for the gate is shown in B.

Also, bipolar transistors are somewhat slow devices, so propagation delay and operating speed are not usually acceptable for high-performance digital applications. On the plus side, bipolar transistors are highly tolerant of electrostatic discharge (ESD) damage, so TTL ICs are not subject to the same handling and use precautions that CMOS devices are.

CMOS (complementary metal-oxide semiconductor) devices are an offshoot of early MOS IC developments. The CMOS line was the only line of MOS ICs to be developed offering logic functions that are compatible with TTL functions. However, logic functions are the only aspect of CMOS devices that are compatible with TTL.

A typical CMOS NAND gate is shown in Fig. 2A; the logic symbol for the gate is shown in Fig. 2B. MOS transistors are physically much smaller and simpler than bipolar transistors and require almost no current in order to operate. At low frequencies, a CMOS gate dissi-

pates very little power. As a result, CMOS logic gates are smaller than corresponding TTL gates, and many more CMOS gates can be fabricated onto an IC. That allows more complex CMOS ICs to be constructed. Classic CMOS gates suffer from very long propagation delays (over 100 ns), so operating frequencies are limited to less than a few MHz.

CMOS devices differ from TTL ICs in supply-voltage requirements and logic levels as well. Where TTL ICs are designed to run from a fixed supply voltage of 5 VDC, CMOS ICs will operate from a supply voltage between 3 and 18 VDC. The logic input levels of a CMOS gate will be proportional to the supply voltage. For example, a minimum logic-1 input must equal approximately $\frac{2}{3}$ of the supply voltage. For a supply voltage of 15 VDC, a logic-1 input would be 10 VDC or more. A maximum logic-0 input must equal about $\frac{1}{3}$ of the supply voltage. The maximum logic-0 input would be 5 VDC for a supply voltage of 15 VDC. A

CMOS logic-1 output would approximately equal its supply voltage, and a logic-0 output would roughly equal 0 VDC.

As you might see, TTL input/output voltages and CMOS input/output voltages are very different. That has long been a source of incompatibility between TTL and CMOS devices. CMOS ICs do not provide enough current to drive TTL inputs, and TTL outputs do not guarantee enough voltage output to ensure the proper CMOS input levels. While there are methods of interfacing TTL and CMOS ICs, the two logic technologies have generally remained exclusive of each other—TTL designs rarely incorporate CMOS parts, and CMOS designs rarely incorporate TTL parts.

Special Logic Features. Now that you are familiar with some important logic specifications and have seen a comparison of basic TTL and CMOS technology, there are several special features often incorporated into logic devices that you should understand: Schmitt-Trigger inputs, three-state outputs, and open-collector/open-drain outputs.

You might have noticed that there is a substantial voltage gap between the maximum logic-0 input level (V_{i0}) and the minimum logic-1 input level (V_{i1}). For a typical TTL gate, that voltage gap is usually $2.0 - 0.8 = 1.2$ VDC. When a logic input falls within that gray area, it is virtually impossible to predict whether the gate will interpret the signal as a logic 1 or a logic 0. That circumstance can occur when an analog input or a slowly changing digital signal is applied to a TTL input. While the input exists between known logic levels, the gate might oscillate or behave erratically. To ensure that the gate will interpret a definite input, a signal conditioning circuit called a "Schmitt Trigger" is added to the input.

A typical Schmitt Trigger input circuit is illustrated in Fig. 3A; the schematic symbol for a gate with a Schmitt-trigger input is shown in Fig. 3B. In principle, the circuit is little more than a voltage comparator that switches on and off when the input voltage passes two different set points. The trigger's output remains at logic 0 until the input voltage reaches 1.7 VDC. At that point, the trigger's output becomes logic 1 and remains log-

ic 1 while the input voltage increases further. The trigger's output will remain logic 1 until the input voltage is reduced to 1.2 VDC. Below 1.2 VDC, the trigger's output drops to logic 0 and remains there as the input drops to 0 VDC.

Notice that there is 0.5 VDC of overlap (called "hysteresis") between the point the trigger turns on and off. Hysteresis prevents the trigger from oscillating on and off. Because the Schmitt Trigger reacts almost instantly and will not oscillate, the input signal may change very slowly.

Schmitt Triggers add a certain amount of extra circuitry to a gate because each input requires an individual trigger circuit. As a result, only a few basic TTL devices incorporate Schmitt Triggers. If an input must be conditioned, a gate equipped with a Schmitt Trigger can be used to buffer the signal before being applied to the actual input. For example, a Schmitt Trigger NAND gate can be used to buffer a slow clock signal before being used to drive a flip flop.

Three-State Outputs. Some logic gates offer a selection of three output states; logic 1, logic 0, and a third state of high-impedance. A high-impedance state is created by turning off both totem-pole output transistors. That action would isolate the output from ground and the supply voltage. That effectively disconnects (or "floats") the output from the remainder of the circuit. Because a single logic input can only discern two states (logic 1 or logic 0), a control (or "enable") signal is needed to operate the gate's high-impedance state.

A typical three-state logic gate is shown in Fig. 4A; the schematic symbol for that gate is shown in Fig. 4B. When the enable line is at logic 1, the gate is disabled and its output is in the high-impedance state. When the enable line is at logic 0, the gate becomes active and its output will behave normally.

Three-state logic is often called "Tri-State" (a registered trademark of National Semiconductor) and is used extensively with digital signal buses. Signal busing allows logic devices to individually take control of a common set of signal lines without causing signal interference to other devices on the bus.

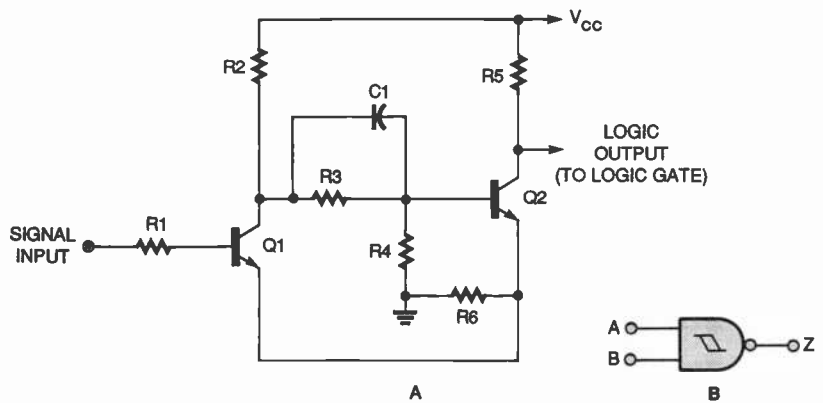


Fig. 3. To ensure that the gate will interpret a definite input, a signal-conditioning circuit called a Schmitt trigger, and shown in A, is added to the input. The schematic symbol for a gate with a Schmitt-trigger input is shown in B.

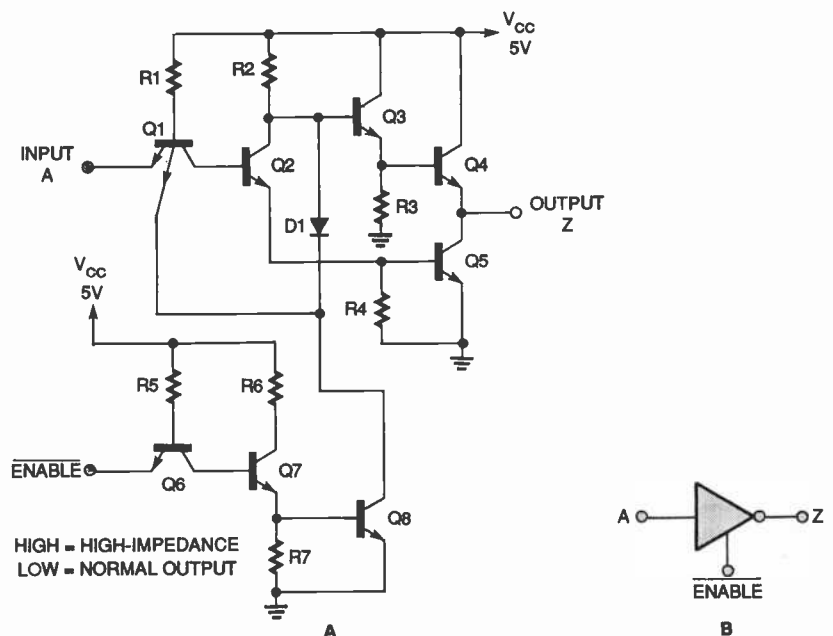


Fig. 4. In a typical three-state logic gate, like the one shown in A, when the enable line is at logic 1, the gate is disabled and its output is in the high-impedance state. When the enable line is at logic 0, the gate becomes active and its output will behave normally. The schematic symbol for that gate is shown in B.

CMOS ICs are also available for three-state logic operation. Although the internal gate design of CMOS three-state logic is different, the operating concepts are identical to TTL logic.

Open-Collector/Open-Drain Outputs. In all of the TTL- and CMOS-logic devices discussed so far, the output has been controlled by a totem-pole type of configuration. Most TTL and CMOS ICs are designed that way to simplify your final circuit and reduce your need for discrete components. In some cases, however, it is desirable to eliminate the active pull-up portion of the totem-pole and use

external components to pull the output up to the supply voltage.

A typical open-collector TTL NAND gate is shown in Figure 5. Notice that only an active pull-down transistor is provided at the gate's output circuit. When the gate's output must be logic 0, the pull-down transistor saturates and grounds the output just as with a totem-pole configuration. When the output must be logic 1, the pull-down transistor shuts off normally. If the output were not pulled up, it would be effectively disconnected (or high-impedance). By connecting the output to the supply voltage through a resistor, the output can be pulled up to V_{CC} (or another voltage level).

Use caution when determining a value of pull-up resistor. An extremely small value could allow excessive current flow through the pull-down resistor during a logic-0 output and cause permanent damage to the IC. An excessively large pull-up resistor might not allow enough current to drive subsequent logic inputs. In any case, an open-collector output must be pulled up to some potential in order for the gate to operate properly.

CMOS logic gates are also available in open-collector configurations, but such ICs are known as "open-drain" ICs. Remember that MOS transistor leads are source, gate, and drain. Those correspond to the bipolar transistors leads; emitter, base, and collector.

Family Specifics. So far, you have seen a brief comparison of simple TTL and CMOS logic, but there have been many advances in logic-gate designs and IC manufacturing techniques since the first version of saturating bipolar-transistor logic was introduced. A variety of both TTL and CMOS logic families are now available that offer characteristics of high-speed, low

power consumption, low-voltage operation, or some combination of those factors. The sections below outline the specific characteristics of each logic family. Each logic family is characterized in Table 3.

74xxx Standard TTL. The 74 series was one of the first types of digital logic IC to be introduced. Offering a broad selection of functions, moderate operating speeds, fair power consumption, and good output-drive capacity, the 74 series is still widely used. Standard TTL ICs dissipate about 10 mW of power per gate with an average propagation delay of 10 ns.

74Lxxx Low-Power TTL. A low-power TTL gate uses virtually the same circuit configuration as a standard TTL gate (which was shown back in Fig. 1). However, the gate's biasing and current limiting resistors are substantially larger. By reducing the amount of current flowing in the gate, the gate will dissipate less power. Integrated circuits in the 74L series typically dissipate 1 mW per gate—only 1/10 the power dissipated by standard TTL gates.

Unfortunately, low-power gates are a tradeoff of power versus performance. Propagation delays are longer because there is less current available to switch the bipolar transistors, so switching takes longer. Delays in 74L series gates can be greater than 30 ns. Low-power TTL ICs are best suited for low- to medium-performance circuits where power consumption and heat dissipation must be kept low.

74Sxxx Schottky TTL. The 74S series is designed to offer high switching speed. Propagation delays are greatly reduced by preventing a gate's transistors from saturating completely. To prevent full saturation, a Schottky barrier diode is incorporated into many of the gate's transistors. Schottky diodes work to bypass extra current that would otherwise saturate the transistor. Biasing and current-limiting resistor values are also reduced to about half the values used in standard TTL gates. That allows more current in the gate to force faster switching.

As with other gate designs, logic inputs are made directly to emitter inputs of the gate. The output is a totem-

TABLE 3—LOGIC FAMILY CHARACTERISTICS

Family	74	74L	74S	74LS	74AS	74ALS	74F	74C	4000B	74HC	74HCT	74AC	74ACT
Supply Voltage Range (V_{cc})	4.75 VDC to 5.25 VDC	4.75 VDC to 5.25 VDC	4.75 VDC to 5.25 VDC	4.75 VDC to 5.25 VDC	4.5 VDC to 5.5 VDC	4.5 VDC to 5.5 VDC	4.5 VDC to 5.5 VDC	3.0 VDC to 15.0 VDC	3.0 VDC to 18.0 VDC	2.0 VDC to 6.0 VDC	4.5 VDC to 5.5 VDC	3.0 VDC to 5.5 VDC	4.5 VDC to 5.5 VDC
Min. Logic-1 Input Voltage (V_{in})	2.0 VDC	2.0 VDC	2.0 VDC	2.0 VDC	2.0 VDC	2.0 VDC	2.0 VDC	2.0 VDC	$2.3 V_{cc}$	3.15 VDC	2.0 VDC	3.15 VDC	2.0 VDC
Max. Logic-0 Input Voltage (V_{il})	0.8 VDC	0.8 VDC	0.8 VDC	0.8 VDC	0.8 VDC	0.8 VDC	0.8 VDC	1.5 VDC	$1.3 V_{cc}$	0.9 VDC	0.8 VDC	1.35 VDC	0.8 VDC
Min. Logic-1 Output Voltage (V_{oh})	2.4 VDC	2.4 VDC	2.7 VDC	2.7 VDC	2.7 VDC	2.7 VDC	2.7 VDC	4.5 VDC	$= V_{cc}$	4.4 VDC	3.84 VDC	4.2 VDC	3.8 VDC
Max. Logic-0 Output Voltage (V_{ol})	0.4 VDC	0.4 VDC	0.5 VDC	0.4 VDC	0.4 VDC	0.4 VDC	0.5 VDC	0.5 VDC	$= 0$ VDC	0.1 VDC	0.33 VDC	0.5 VDC	0.5 VDC
Max Logic-0 Input Current (I_{il})	-1.6 mA	-0.18 mA	-2.0 mA	-0.36 mA	-0.5 mA	-0.1 mA	-0.6 mA	-0.5 nA	$\pm 1.0 \mu A$	$\pm 1.0 \mu A$	$\pm 1.0 \mu A$	$\pm 1.0 \mu A$	$\pm 1.0 \mu A$
Max. Logic-1 Input Current (I_{ih})	40.0 μA	10.0 μA	50.0 μA	20.0 μA	20.0 μA	20.0 μA	20.0 μA	5.0 nA	$\pm 1.0 \mu A$	$\pm 1.0 \mu A$	$\pm 1.0 \mu A$	$\pm 1.0 \mu A$	$\pm 1.0 \mu A$
Max. Logic-0 Output Current (I_{ol})	16.0 mA	3.6 mA	20.0 mA	4.0 mA	20.0 mA	8.0 mA	20.0 mA	0.4 mA	3.0 mA	20.0 μA	20.0 μA	24.0 mA	24.0 mA
Max Logic-1 Output Current (I_{oh})	-400.0 μA	-200.0 μA	-1.0 mA	-400.0 μA	-2.0 mA	-400.0 μA	-1.0 mA	-0.36 mA	-3.0 mA	-20.0 μA	-20.0 μA	-24.0 mA	-24.0 mA
Propagation Delay (High to Low) (t_{pHL})	8.0 ns	30.0 ns	5.0 ns	8.0 ns	1.5 ns	7 ns	3.7 ns	90.0 ns	50.0 ns	20.0 ns	40.0 ns	3.0 ns	5.0 ns
Propagation Delay (Low to High) (t_{pLH})	13.0 ns	60.0 ns	5.0 ns	8.0 ns	1.5 ns	5 ns	3.2 ns	90.0 ns	65.0 ns	20.0 ns	40.0 ns	3.0 ns	5.0 ns
Max. Operating Frequency (f_{max})	35 MHz	3 MHz	125 MHz	45 MHz	80 MHz	35 MHz	100 MHz	2 MHz	6 MHz	20 MHz	24 MHz	125 MHz	125 MHz
Power Dissipation Per Gate (mW)	10.0 mW	1.0 mW	20.0 mW	2.0 mW	4.0 mW	1.0 mW	4.0 mW	Note 1	Note 1	25.0 μW	80.0 μW	440 μW /device	440 μW /device

NOTE 1: VALUE IS FREQUENCY-DEPENDENT

pole circuit, but the active pull-up portion of the totem pole uses a Darlington-transistor pair, while the active pull-down uses a "squaring network" to balance the totem pole circuit. Gates in the 74S series dissipate twice the power of corresponding 74-series gates. Power dissipations of 20-mW-per-gate is typical. Propagation delay is reduced to only 5 ns. 74S devices are best used in high-performance circuits where power dissipation and heat buildup are not important.

74LSxxx Low-Power Schottky TTL

By using an advanced IC-manufacturing technique, Schottky diodes and better Schottky-clamped transistors can be fabricated to build a gate with good switching times and low power consumption. Inputs are not multiple-emitter inputs. Instead, a discrete diode-transistor configuration is used to allow faster input responses. Schottky diodes clamp the major switching transistors to prevent full saturation. That ensures fast switching times. The totem-pole output of a 74LS gate uses a Darlington-transistor pair for active pull up and a squaring network for active pull down. The propagation delay for a 74LS gate is 8 ns, yet the power dissipation is only 2 mW per gate. Many medium- to high-performance logic circuits use 74LS series ICs to take advantage of their good speed and low-power-dissipation characteristics.

74ASxxx Advanced Schottky TTL

The 74AS series is designed to provide the fastest switching times that bipolar-fabrication technology can provide. Integrated-circuit-fabrication techniques allow Schottky diodes to be used more effectively than with corresponding 74LS components. Inputs are typically discrete diode-transistor circuits. A Darlington-transistor pair and a squaring network are used for the totem-pole output. Inputs and outputs are clamped by Schottky diodes to prevent transmission-line problems that can occur at very high switching speeds.

A typical 74AS gate dissipates 4 mW, and offers a very fast propagation delay of 1.5 ns. Such characteristics make 74AS devices ideal in high-speed circuits where moderate power dissipation is allowed.

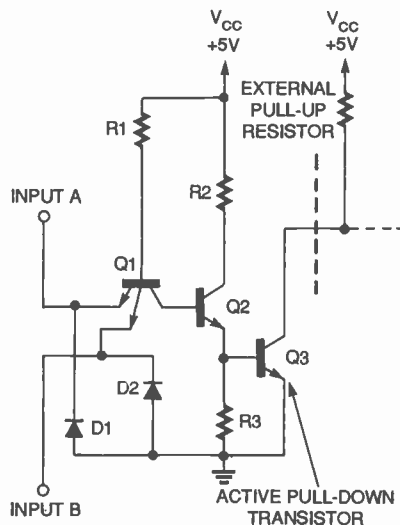


Fig. 5. In a typical open-collector TTL NAND gate, only an active pull-down transistor is provided at the gate's output circuit.

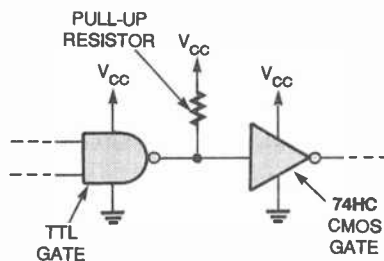


Fig. 6. To interface TTL and 74HC gates, a pull-up resistor should be added to the TTL gate's output to raise it enough to ensure at least 3.15 VDC.

74ALSxxx Advanced Low-Power Schottky TTL

The 74ALS family uses a fairly recent IC-fabrication process to provide gates that are twice as fast as 74LS devices, yet dissipate only half of the power. Internally, a 74ALS gate is remarkably similar to a 74LS gate. Inputs are usually the discrete diode-transistor type. The totem-pole output uses a Darlington-transistor pair for active pull up, and a transistor squaring network to handle active pull down.

Fabrication techniques used to manufacture the 74ALS family result in much smaller gate structures. Smaller gates allow more advanced functions to be placed on the same IC, but the gates are far more sensitive to electrostatic discharge (ESD) damage than other TTL families. To compensate for ESD sensitivity, additional clamping diodes are used at the gate's inputs to quickly quench any static charge.

A typical 74ALS gate will operate

with a propagation delay of about 5 ns, yet the gate will only dissipate 1 mW of power. A 74ALS gate can operate at frequencies up to 35 MHz.

74Fxxx FAST ICs

FAST (a registered trademark of National Semiconductor) is an acronym for Fairchild Advanced Schottky TTL. FAST ICs are fabricated differently than 74ALS or 74AS ICs, but the 74F family provides similar operating characteristics. A typical 74F gate dissipates 4 mW, but it will operate with only 3 ns of propagation delay. FAST ICs can be used where high speed is needed and power dissipation is not a concern.

Low-Voltage TTL

The one constant factor in every logic family discussed so far has been the value of supply voltage. No matter what TTL IC you work with, you know it should run at 5 VDC. However, that constant will change as new, low-voltage logic families become available. Low-voltage logic is in demand because power requirements would be greatly reduced. Reducing the supply voltage from 5 VDC to 3.3 VDC could cut an IC's power dissipation in half. Such power reduction is very desirable to small-computer and portable-equipment manufacturers looking to extend battery life for their products.

A myriad of IC manufacturers are busy developing low-voltage ICs that offer various tradeoffs of speed and power. The low-voltage trend has already touched every type of logic (gates, memories, programmable logic, microprocessors, controllers, etc.), but it will take a bit of time before low-voltage logic becomes widely available to electronics hobbyists.

Logic levels within the various low-voltage logic families will likely remain compatible with current logic levels. Low-voltage gates will provide a maximum logic-0 output (V_{OL}) of .4 VDC, and a minimum logic-1 output (V_{OH}) of 2.4 VDC. Low-voltage logic will operate 5-volt TTL ICs properly, but 5-volt TTL might have difficulty operating low-voltage logic. Because the logic-1 output of 5-volt TTL can range from 2.4 VDC to 4.9 VDC, logic levels above 3.3 VDC can damage the low-voltage gate. That is only one of the quirks that IC designers are working to resolve.

(Continued on page 80)

It's happened to many of us. We've been driving down the highway with our radio tuned to a local station giving traffic advisories. We've heard none and yet suddenly we come upon stopped traffic somewhere when it is too late to turn off on an alternative route. Or maybe we heard about an accident on the radio just as we pass the spot, only to find that everything has been cleared up long ago and traffic is now moving smoothly. Those common yet frustrating scenarios might soon be a thing of the past as in-vehicle navigation systems that also display traffic information in real-time are now coming to market.

One of the first of those systems to appear on the market comes from Sweden's Volvo. That example of Road Transport Informatics (RTI) technology is called the DYNAGUIDE Information System and uses the new pan-European RDS/TMC (Radio Data System/Traffic Message Channel) communication system. DYNAGUIDE will be available in Europe during 1995. According to Volvo, DYNAGUIDE will be comparable in price to a premium in-car sound system. The DYNAGUIDE system was also demonstrated recently in the New York metropolitan area. It could be on sale in the U.S. when the planned Intelligent Transportation System (ITS) infrastructure is in place here.

Cars equipped with the DYNAGUIDE system have a full-color video display mounted on the instrument panel. The display is controlled by a handheld remote control. By pushing the right button you can zoom in on the desired detail on the simplified map display—moving, for instance, from a map of Europe, to a particular portion of Europe, to a street-by-street map of a city center. You can pan around the map or change the pages using the remote control.

Other switches let you change the level of information displayed. Level-1 information includes red- or yellow-arrow icons at locations where there are delays. Red arrows indicate urgent information while yellow symbols designate less urgent situations. Switching to Level 2, you can obtain more detailed information such as the reason for the problem or, for example, information on parking availability at your destination. Further



Traffic-Information Systems

Useful, up-to-the-minute traffic information whenever you need it is on the way.

BY BILL SIURU

information in text form is available at Level 3. Designed for the European market, icons are based on international road signs and text messages are available in several different languages.

Vehicle Navigation. As useful as traffic information is, the prime function of the DYNAGUIDE system is vehicle navigation. Instantaneous vehicle position and heading is pinpointed using Differential Global Positioning System (DGPS) supplied by Differential Corrections, Inc. (DCI) of Cupertino, CA. DGPS is needed because GPS broadcasts two sets of signals: a very accurate, encrypted Precise Positioning Service (PPS) signal for the military, and the Standard Positioning Service (SPS) for civilian applications. Because

PPS is so accurate, the military does not want an enemy to use it, for example, to target weapons. While the civilian SPS can theoretically pinpoint current locations to within 15-25 meters (50-80 feet), that level of accuracy is not always available. To make it useless for military applications, the SPS signal is scrambled using "Selective Availability" to randomly reduce accuracy to 100 meters (328 feet), or about a sixteenth of a mile.

That is where DGPS services like those offered by DCI come to the rescue. Subscribers to DCI's DGPS services can choose its basic service, which provides 10-meter (33 feet) accuracy for minimum cost. Also offered are a more-expensive intermediate accuracy of 5 meters (16 feet) or a maximum accuracy of 1 meter (3 feet).


DCI already has DGPS networks in place and operating in Sweden, Finland, and Australia, and is setting up networks throughout Canada, the United Kingdom, Europe, and much of the Far East. DCI's networks in the United States should provide 99% coverage of the country by the end of 1995.

Traffic-Management Centers.

Since DYNAGUIDE is both a navigation and dynamic traffic-management system, a "traffic-management center" is a key ingredient of the system. The center receives information on accidents, congestion, road construction, weather conditions, and so forth from a variety of sources. In Sweden, the traffic-management center is operated by the Swedish Road Administration.

In the Swedish system, traffic density and average speeds are measured by induction loops embedded in the roadbed. A signal is transmitted to the center whenever traffic flow deviates from the "normal" pattern. Weather stations placed at strategic locations provide up-to-the-minute information on air and road-surface temperatures, as well as wind conditions. Human inputs on traffic conditions are transmitted via special police and emergency-services channels by highway departments and even taxis. Individuals can input traffic and other information using regular or cellular phones.

RDS/RBDS Radio. After receiving, digesting, and analyzing all applicable traffic, weather, construction, and other data, the traffic-management center prepares the appropriate traffic advisory and encodes it for transmission to vehicles equipped with DYNAGUIDE or another equivalent system. Both traffic advisories and DGPS geographic information is transmitted by FM radio stations in digital for-



Volvo's DYNAGUIDE System provides real-time traffic information on a simplified, full-color display. The vehicle's current position is pinpointed by an arrow along with icons that indicate problems like congestion, accidents, road construction, etc. The system is operated via a hand-held remote-control unit.

mat using the Radio Data System (RDS) standard and "piggy backed" on a FM subcarrier using a Traffic-Message Channel (TMC) message-coding system.

With RDS, audio systems receive and decode a simultaneous digital broadcast information signal along with regular radio programs being broadcast by the station. RDS has been in use in Europe for several years and now 90% of the European FM radio stations are RDS compatible. An equivalent Radio Broadcast Data System (RBDS) was adopted as a North-American Standard in 1993 and is found in a growing number of FM receivers sold in this country.

As an aside, RDS and RBDS can be used without complex navigation systems to inform drivers of changing driving conditions, even while a cassette or CD is being played. An emergency alerting feature notifies the driver when weather or emergency information is being broadcast and interrupts cassette/CD operation and adjusts volume to a preset level during the announcement. Then, a brief message would be presented on the receiver's digital display screen. Future RDS/RBDS receivers could be pro-

grammed to turn on automatically when advisory bulletins are being broadcast. Other features of the system include selective seeking by station format—rock, country, easy listening, or talk.

Metro Traffic Control, Inc. headquartered in Houston, TX supplied traffic information for the recent DYNAGUIDE demonstration in New York City. Founded in 1978, Metro is the oldest and largest traffic reporting system in the U.S. It currently services more 50 American cities with some 50,000 traffic reports each week that reach an estimated 100-million people every day. Metro's traffic information comes from mobile units, cellular "hot lines," direct links to police and fire departments, a fleet of Bell Jet Ranger helicopters and fixed-wing aircraft for aerial surveillance, embedded loop detectors, and roadside CCTV cameras.

The demonstration showed that the technology is almost here for real-time traffic information in the U.S. as it is in Europe. When the system does arrive, it has the potential to significantly reduce the stress that is commonly associated with driving in congested urban areas. ■

FOR MORE INFORMATION

Volvo Cars of North America, Inc.
Rockleigh, New Jersey, 07647

Differential Corrections, Inc.
10121 Miller Avenue, Suite 201
Cupertino, CA 95014

Metro Networks—Metro Traffic Control
2700 Post Oak Boulevard, Suite 1400
Houston, TX 77056

Just like these Fully Trained Electronics Professionals



"Thanks to CIE I have tripled my previous salary, and I am now in a challenging and rewarding new field where only the sky is the limit."

Daniel Wade Reynolds
Industrial Electrician
Ore-Ida Foods



"CIE was recommended to me by my boss. It was appealing since I could study at my own pace at home and during business travel."

Dan Parks
Marketing Manager/Consumer Products
Analog Devices, Inc.



"I loved the flexibility CIE offered. It was the only way I could continue both school and my demanding job."

Britt A. Hanks
Director of Engineering
Petroleum Helicopters, Inc.



"I liked the way the school was set up with laboratory assignments to enforce conceptual learning. The thing which impressed me the most about CIE's curriculum is the way they show application for all the theory that is presented."


Daniel N. Parkman
Missile Electro-Mechanical Technician
U.S. Air Force



"Completing the course gave me the ability to efficiently troubleshoot modern microprocessor based audio and video systems and enjoy a sense of job security."

Tony Reynolds
Service Manager/Technician
Threshold Audio & Video

Graduate with an Associate Degree from CIE!



CIE is the best educational value you can receive if you want to learn about electronics, and earn a good income with that knowledge. CIE's reputation as the world leader in home study electronics is based solely on the success of our graduates. And we've earned our reputation with an unconditional commitment to provide our students with the very best electronics training.

Just ask any of the 150,000-plus graduates of the Cleveland Institute of Electronics who are working in high-paying positions with aerospace, computer, medical, automotive and communications firms throughout the world. They'll tell you success didn't come easy...but it did come...thanks to their CIE training. And today, a career in electronics offers more rewards than ever before.

CIE'S COMMITTED TO BEING THE BEST...IN ONE AREA...ELECTRONICS.

CIE isn't another be-everything-to-everyone school. CIE teaches only one subject and we believe we're the best at what we do. Also, CIE is accredited by the National Home Study Council. And with more than 1,000 graduates each year, we're the largest home study school specializing exclusively in electronics. CIE has been training career-minded students for nearly sixty years and we're the best at our subject...
ELECTRONICS... IT'S THE ONLY SUBJECT WE TEACH!


CIE PROVIDES A LEARNING METHOD SO GOOD IT'S PATENTED.

CIE's AUTO-PROGRAMMED® lessons are a proven learning method for building valuable electronics

career skills. Each lesson is designed to take you step-by-step and principle-by-principle. And while all of CIE's lessons are designed for independent study, CIE's instructors are personally available to assist you with just a toll free call. The result is practical training... the kind of experience you can put to work in today's marketplace.

LEARN BY DOING...WITH STATE-OF-THE-ART EQUIPMENT AND TRAINING.

CIE pioneered the first Electronics Laboratory



Course and the first Microprocessor Course. Today, no other home study school can match CIE's state-of-the-art equipment and training. And all your laboratory equipment, books and lessons are included in your tuition. It's all yours to use while you study and for on-the-job after you graduate.

PERSONALIZED TRAINING....TO MATCH YOUR BACKGROUND.

While some of our students have a working knowledge of electronics others are just starting out. That's why CIE has developed twelve career courses and an A.A.S. Degree program to choose from. So, even if you're not sure which electronics career is best for you, CIE can get you started with core lessons applicable to all areas in

electronics. And every CIE Course earns credit towards the completion of your Associate in Applied Science Degree. So you can work toward your degree in stages or as fast as you wish. In fact, CIE is the only school that actually rewards you for fast study, which can save you money.



YES! I want to get started. Send me my CIE course catalog including details about the Associate Degree Program. (For your convenience, CIE will have a representative contact you - there is no obligation.)

Please Print Clearly

Name _____

Address _____

City _____

State _____ Zip _____ Age _____

Phone No. _____

Check box for G.I. Bill Benefits.

Veteran

Active Duty


AH73

Cleveland Institute of Electronics, Inc.
1776 East 17th Street
Cleveland, OH 44114

A School of Thousands.
A Class of One. Since 1934.

Send for CIE's FREE Course Catalog and See How We Can Help Your Career Too!

BUILD AN AUTO RANGING CAPACITANCE METER



*It's an accurate
and useful addition to any
hobbyist's workbench.*

BY ROBERT GOTCHALL

When most hobbyists buy a number of similar-valued components, they keep them together. But what if they get mixed in with other parts? Well, in the case of resistors, you can use a multi-

meter or the color code to quickly determine their value. With capacitors, however, it isn't so easy. The big electrolytics are usually well labeled, but ceramic, Mylar, and old mystery types are frequently labeled with what appears to be random letters and numbers. When you separate those units from their labeled drawer or packaging, the only way to tell what they are is to use a capacitance meter that can determine the appropriate range on its own.

The *Auto-Ranging Digital Capacitance Meter* described in this article does just that. To use it, you simply insert the mystery capacitor's leads into the unit's test socket and wait about a second. The Meter automatically determines the range and displays the capacitance with the correct unit. That's all there is to it. There are no controls of any type, other than the power switch.

In addition to being extremely easy to use, the Meter is very accurate too. From 1 pF to 10 μ F, the author's prototype differed less than 1% from its calibration unit. Typically, the Meter can measure up to about 1000 μ F at a 5- to 10-percent error, and can estimate the value of capacitors up to approximately 5000 μ F.

Another great feature of the Meter is its automatic compensation for stray capacitance. You see, before you connect a capacitor to the circuit, there is already as much as 35 pF present. When the meter is turned on, it measures and records that stray capacitance, and subtracts it from all subsequent readings. That feature allows you to measure very-small-value (1 or 2 pF) capacitors accurately.

Circuit Description. The schematic for the Meter is shown in Fig. 1. When switch S1 is closed, a 9-volt battery, B1, supplies power to a 78L05 regulator, U2, and to filter-capacitors C7 and C8. The result is a 5-volt DC supply for the rest of the circuit. Because the current draw is low, the 9-volt battery will provide close to 40 hours of usage.

A Microchip PIC16C57, U1, is at the heart of the circuit. That microcontroller has 2K of internal EPROM, which is programmed with the Meter's rather complex program (more on that later).

The circuit uses one of three 7555 CMOS timers, U3–U5, to generate a

pulse train; the frequency of that pulse train has a strong linear dependence on the capacitor under test. That capacitor is inserted between ground and three relays, K1–K3. Microcontroller U1 turns on one of those relays to connect the capacitor to one of the three timing circuits.

The timer circuit made up of U5, R3, R4, R5, and C1 has the lowest resistance and impedance, while U4 and its surrounding components has a medium resistance and impedance, and U3's circuit has the highest. All the timer circuits have two nominally equal resistors; one of them is the series combination of a fixed resistor and a trimmer potentiometer. That variable combination is for calibration (which we'll look at later). The high-impedance (1-megohm) circuit is the default, and is used for small-valued capacitors, the medium-impedance (10,000-ohm) circuit is for medium-valued capacitors, and the low-impedance (100-ohm) circuit is for high-valued capacitors.

In other words, three timer circuits with low, medium, and high resistances are used to widen the effective measurement range and to allow the microcontroller to measure a frequency within certain easily managed limits (except at large capacitances). For instance, a 10- μ F capacitor with the high-impedance circuit would oscillate imperceptibly slowly, while a 10-pF capacitor would cause the low-impedance circuit to oscillate far too high, and with a large amount of non-linear error.

When the capacitor under test is connected to the appropriate circuit, the microcontroller measures the frequency. Here's how that's accomplished: A 4-MHz crystal, XTAL1, gives U1 a 1-MHz internal-clock frequency. The microcontroller can therefore count the number of pulses from the appropriate timer circuit in a known period of time. It then goes on to convert the frequency to capacitance using 32-bit, floating-point arithmetic, and displays the results on a 16 \times 1 LCD, DISP1, with the correct unit and decimal point.

Capacitor C9 is connected in parallel to the capacitor under test to aid in final calibration and for stability. Diodes D1–D3 protect the microprocessor from the back EMF of the relays' coils.

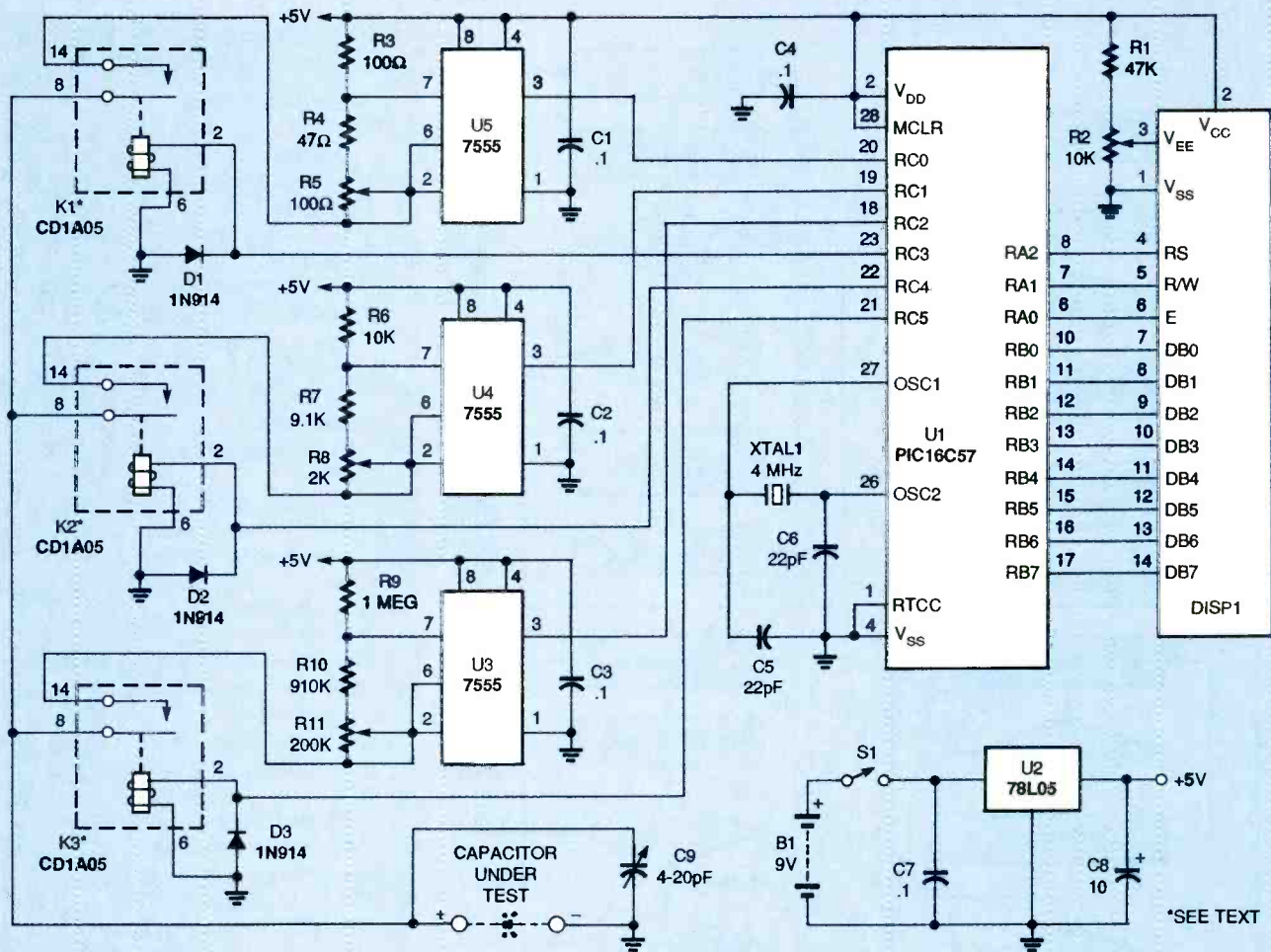


Fig. 1. Here's the schematic for the Digital Capacitance Meter. Most of the functions of the circuit are handled by U1, a PIC16C57 microcontroller. That chip's EPROM is programmed with the Meter's rather complex program.

Software Description. Before you can use the PIC microprocessor in the Meter, you have to program it. If you have the equipment to do that, you can obtain the software from the Gernsback BBS (516-293-2238). Otherwise, you can get a preprogrammed PIC from the source mentioned in the Parts List.

Here's how the program works: It counts the number of low-to-high edges on one of three input pins per second, thus determining the frequency. That frequency can be converted to capacitance via the formula:

$$C = 1.44 / ((R1 + 2)R2)f$$

where C is the capacitance in farads, R1 and R2 are the resistances in ohms in the selected timer circuit, and f is the frequency in hertz.

Figure 2 is a flowchart of the main program. For the purposes of explaining the flowchart, we'll refer to the 1-

megohm timer as circuit C, the 10,000-ohm timer as circuit B, and the 100-ohm timer as circuit A.

The program assumes the capacitance will be quite small, and begins by examining the frequency of the high-impedance circuit, C. If the frequency is too high (above "initmin"), that means that no capacitor is in place, and "Ready" is displayed. If the frequency is too low (below CB, which stands for C to B), circuit B is activated and another frequency is measured. Circuits B and A do similar testing. The initmin, CB, BC, BA, AB, and max values are defined constants and can be changed to alter the circuit's behavior.

The mathematical calculations are done via floating-point routines. The capacitance is obtained using the formula given earlier, and the stray capacitance is subtracted from that value. The base-2, floating-point capacitance is converted to a usable

form by multiplying it by ten as many times as possible without exceeding 8,000,000, which is the maximum a 24-bit signed-magnitude number can represent. The conversion is then finished using a binary (24 bit) to binary-coded-decimal (7 digit) conversion routine. The resulting BCD version is output to the LCD with the correct decimal point and unit as determined by the multiplier obtained in the conversion process.

Construction. To avoid possible stray capacitances, and for the sake of compactness, the Meter should be built on a double-sided circuit board. A pre-etched, drilled, and plated-through board is available from the source mentioned in the Parts List. Or, you can use the solder- and component-side patterns shown in Figs. 3 and 4, respectively to etch your own.

The screw holes for mounting shown on the boards were designed

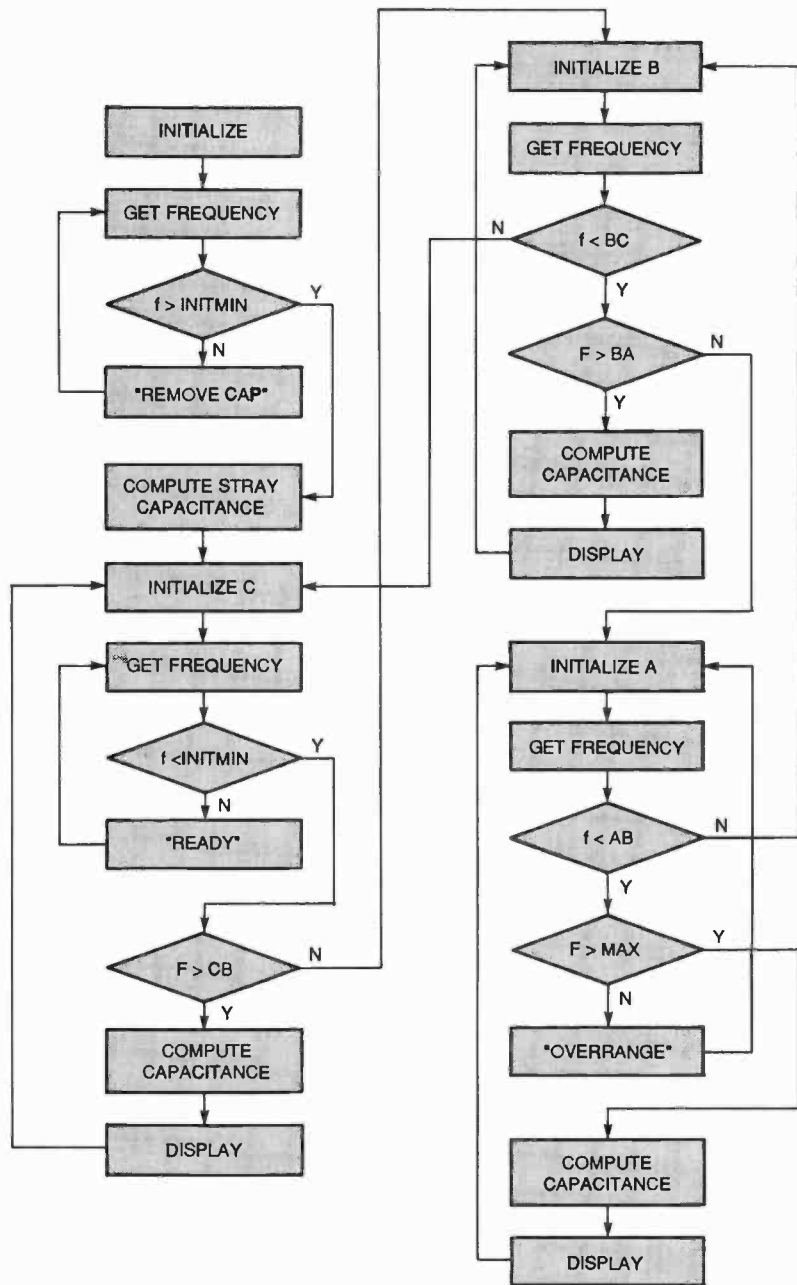


Fig. 2. This is a flowchart of the program used in the Meter's microcontroller. The 1-megohm timer circuit is referred to as C, the 10,000-ohm timer circuit is B, and the 100-ohm timer circuit is A.

to fit in a Digi-Key (P.O. Box 677, Thief River Falls, MN 56701-0677; Tel. 800-344-4539) 3- x 4- x 2-inch enclosure (#SR232 or equivalent). However, you can use any enclosure you want, as long as you allow for access to the switch and suitable room for a viewport for the LCD.

To make building the project easier, a parts-placement diagram is shown in Fig. 5. Begin by soldering sockets for U1, U3-U5, and the DIP relays. The relays used in the author's prototype have four pins that correspond to pin-

numbers 2, 6, 8, and 14 in a 14-pin socket. You can simply snip off the other pins on 14-pin sockets and use the sockets for the relays. Don't insert the ICs or relays yet, however.

Next mount the fixed resistors and capacitors. To keep the board relatively small, the resistors are mounted vertically. Resistors R3-R11, and capacitors C1-C3 are "crowded in" near the timers; make sure that none of their leads are touching. Next mount trimmer-potentiometers R2, R5, R8, and R11, which are Bourns

PARTS LIST FOR THE CAPACITANCE METER

SEMICONDUCTORS

- U1—PIC16C57 microcontroller, integrated circuit
- U2—78L05 5-volt regulator, integrated circuit
- U3-U5—7555 timer, integrated circuit
- DISP1—16 x 1 alphanumeric LCD module (Optrex DMC-16117N, Epson EA-D16015AR-S, or equivalent)
- D1-D3—1N914 silicon diode

RESISTORS

(All fixed resistors are 1/4-watt, 5% units.)

- R1—47,000-ohm
- R2—10,000-ohm trimmer potentiometer (Bourns 3352W series, or equivalent)
- R3—100-ohm
- R4—47-ohm
- R5—100-ohm trimmer potentiometer (Bourns 3352W series, or equivalent)
- R6—10,000-ohm
- R7—9100-ohm
- R8—2000-ohm trimmer potentiometer (Bourns 3352W series, or equivalent)
- R9—1-megohm
- R10—910,000-ohm
- R11—200,000-ohm trimmer potentiometer (Bourns 3352W series, or equivalent)

CAPACITORS

- C1-C4, C7—0.1-μF, ceramic-disc
- C5-C6—22-pF, ceramic-disc
- C8—10-μF, 16-WVDC electrolytic
- C9—4- to 20-pF trimmer (Sprague-Goodman GKG20011 or equivalent)

ADDITIONAL PARTS AND MATERIALS

- XTAL1—4-MHz crystal
- K1-K3—CDIA05 DIP-package relay, 500-ohm coil (All Electronics #DRLY-05 or similar)
- B1—9-volt alkaline battery
- Printed-circuit materials, project enclosure, IC sockets, battery connector with leads, wire, solder, hardware, etc.

Note: The following are available from Robert Gotchall (1781 Spyglass Dr. #280, Austin, TX 78746): preprogrammed PIC16C57—\$13; pre-etched and drilled, double-sided PC board—\$15; 16 x 1 alphanumeric LCD module—\$12; kit of all parts except project case—\$55. Please add \$5 for shipping and handling. Texas residents please add appropriate sales tax.

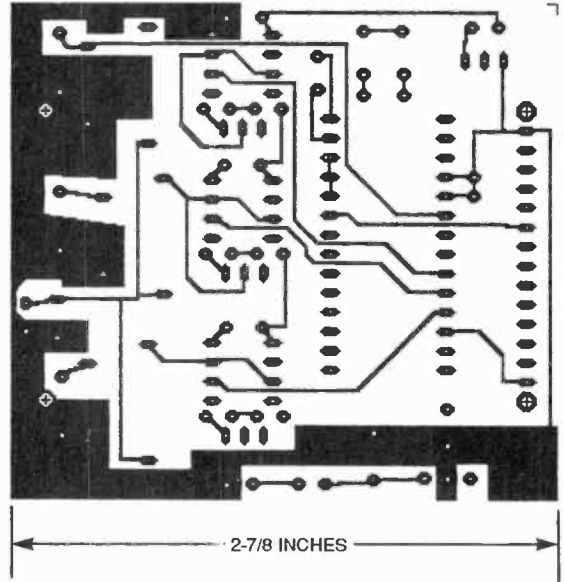
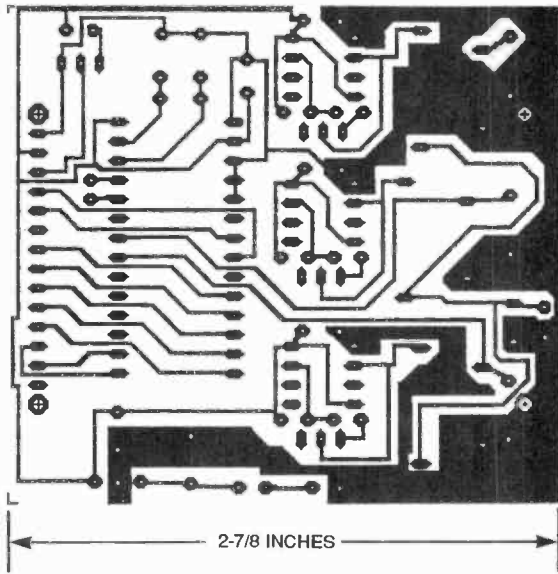


Fig. 3. Here's the solder side of the Meter's PC board.

Fig. 4. This is the component side of the board.

3352W-series, vertical-PC-mount units (available individually from Digi-Key, as well as in a parts kit from the source mentioned in the Parts List). Try to get the exact units specified to ensure a perfect fit on the PC board.

Go on to install C9, the 4- to 20-pF trimmer capacitor (Sprague-Goodman GKG20011 or equivalent; available individually from Digi-Key as well as in the kit mentioned earlier). Be careful when soldering the trimmer, as it is placed somewhat close to K2.

Next mount XTAL1, the 4-MHz crystal. Be sure to leave a little length on the leads above the board, so that the case is not accidentally shorted to a trace. Then install diodes D1-D3. Make certain they are oriented properly, as shown in Fig. 5, or the circuit will not work and you might damage the microcontroller.

The row of 14 pads on the far-right side of the board is the off-board connector to LCD-module DISP1. Use ribbon cable to connect the board to the LCD, making sure that pin 1 on the LCD is connected to the top pin on the component side of the board.

There are three other off-board assembly steps that now need to be done. First, connect switch S1 to the board using two short leads. Next, solder the battery connector to the board, making sure the polarity is correct. Finally, Fig. 6 shows how to assemble the test socket using an 8-pin SIP socket. Solder a bit of wire to connect four pins on each side of the socket. That will make each group of four pins

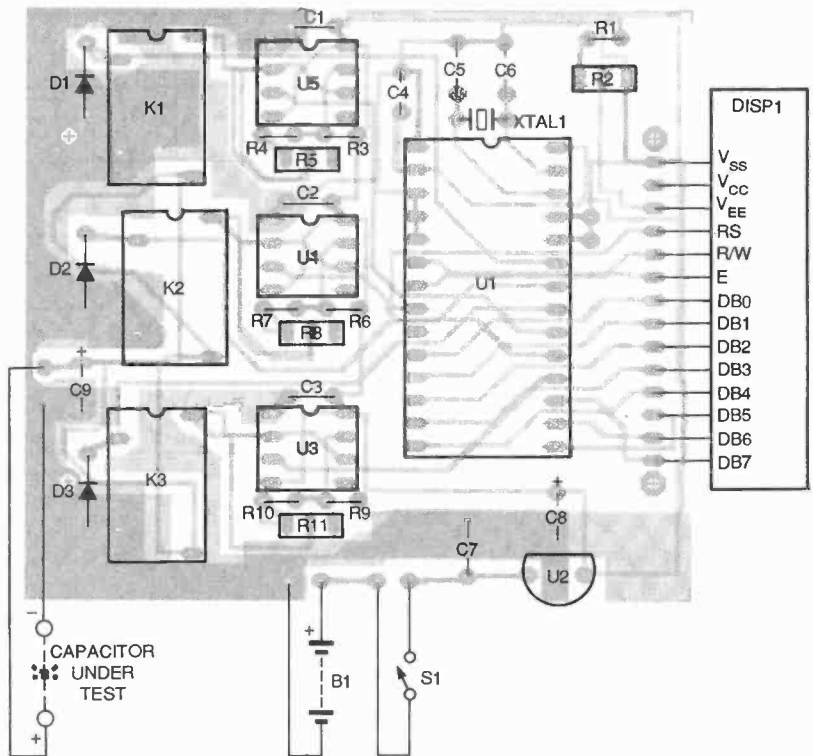


Fig. 5. When assembling the circuit, be sure to use this parts-placement diagram as a guide.

electrically equal, so that capacitors with different-size leads can all be accommodated. Solder a piece of 2-conductor ribbon cable (avoid using 2 ordinary wires) to each side of the socket, and solder the other end to the board as shown in the parts-placement diagram.

If you like, you can add external test leads to the board, so that you can measure capacitors that are still part

of a circuit or that have leads that are too wide apart. Just keep them tightly wound up or otherwise immobile after turning the unit on, because any stray capacitance they add to the circuit will only be canceled out by the software when power is first applied. After that, any movement of the leads could result in error.

Checkout. After you're done build-

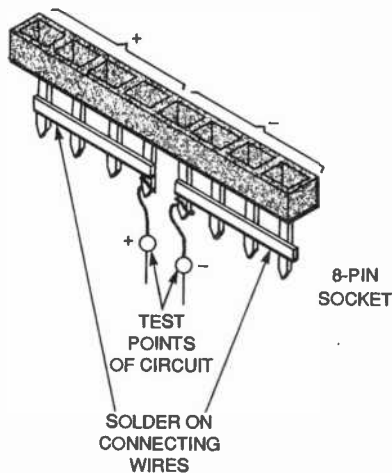


Fig. 6. By soldering a bit of wire to connect four pins on each side of the socket, you get two groups of pins, made up of four each, that are electrically equal.

if possible, verify that they are oscillating at output-pin 3. The 100-ohm circuit, "A," should be oscillating at the highest frequency.

Finally, turn off the power and insert U1, the microcontroller. Turn on the power again. The LCD might display black squares; if so, adjust R2 until the desired contrast is obtained. When correctly operating, the LCD will display "Please wait" upon power-up. After 1.3 seconds, the LCD will display "Ready" or "Remove capacitor." If it displays the latter, adjust C9 until the unit displays "Ready." Turn the Meter off, then on, so that it can re-calibrate with the new setting of C9. Ideally, you should have C9 set so that it is just low enough to give "Ready" upon power up, but no lower.

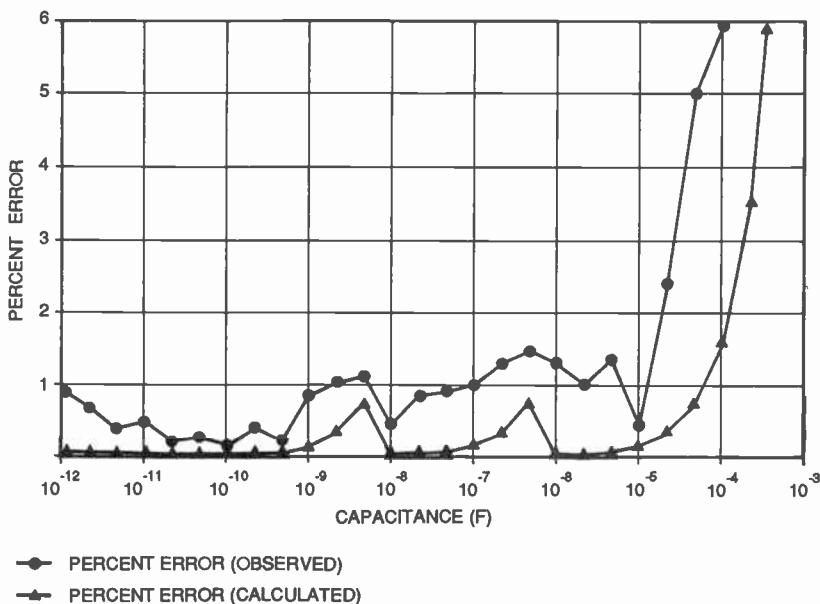


Fig. 7. This chart shows the error due to the quantization of the pulse counts from the timers in the Meter, and the author's measured results. Notice the error tends to shoot off to infinity for large-value capacitors, at least in theory.

ing the circuit, but before you insert the ICs and relays, check that you don't have a short between power (+5V) and ground. Connect a 9-volt battery to the battery connector, measure the voltage on the power rail, and verify that 5 volts is being supplied. If not, check for a short, and check that you have the orientation of the regulator correct.

Next, insert the relays and verify that there is an open circuit between pins 8 and 14 when pin 2 is grounded, and a closed circuit when pin 2 has +5V present. Then insert the timer ICs and,

Sources of Error. The micro-processor's software operates by assuming that R3 and the sum of R4 and R5 are exactly 100 ohms. The same is true for the other timer circuits, but with the substitution of 10,000-ohm and 1-megohm values. The discrete resistors are 5% tolerance, which translates to a source of 5% error.

Another source is in the timers—they are not all created equal. The internal circuit of a timer generates references at $\frac{1}{3}V_{CC}$ and $\frac{2}{3}V_{CC}$ using 3 resistors as voltage-dividers. Amazingly, those resistors are only 10%

tolerance! Fortunately, those errors add to create one linear-error term, which can be effectively canceled out with calibration.

The primary source of error that remains is that associated with the quantization of the pulse counts from the timers. Figure 7 shows the error due to that phenomenon as well as the author's measured results. Notice the error tends to shoot off to infinity for large-value capacitors, at least in theory. The reason for that is the quantization error increases when the counts-per-second (frequency) approaches zero. For example, if a large-value capacitor, say 3407 μ F, is generating a 1.408743-Hz pulse train, the Meter is likely to measure it as either 1 Hz (giving a 4800- μ F reading) or 2 Hz (giving a 2400- μ F reading). Those are 41% and 29% error rates, respectively.

To partially counter large error rates, there is a special section in the software to manage large-value capacitors. If you do measure a large-value (1000 μ F or larger) capacitor, expect the time required to get a measurement to increase to as much as 13 seconds per reading. That extra time helps to minimize error in slow-frequency signals. Also, if you measure very-small-value capacitors (less than 47 pF), keep in mind the capacitance of long leads. A 1-pF capacitor with leads two-inches long and a half-inch apart will read 1.5 to 2 pF. To get an accurate reading, trim the leads and separate them 180° at the capacitor's package.

Calibration. There are two methods of calibrating your Meter. The first method is the more accurate, but it requires access to an accurate capacitance meter. Select a 100-pF, 0.01- μ F, and 1- μ F capacitor. Other values will do, but they must be close to those. Measure those capacitors as accurately as possible, keeping in mind that most commercial capacitors are 20% tolerance. Therefore, if you get a surprising reading, you can still probably trust the meter.

Place the 100-pF capacitor in your Meter. Adjust R11 until the value displayed on the LCD closely matches the known value. Repeat that with the 0.01- μ F capacitor, adjusting R8, and the 1- μ F capacitor, adjusting R5. That


(Continued on page 80)

ANTIQUE RADIO

By Marc Ellis

More on the 1930's Ham Receiver

Preparing for two major late-summer antique radio meets—the Antique Radio Club of Illinois (at Elgin, IL) and the Antique Wireless Association (at Rochester, NY)—has definitely been seriously cutting into my workshop time. Nevertheless, I've managed to make at least a bit of progress on our 1930's ham set replica, and will be giving you a run-down later on in this column. But first, a word about Elgin and Rochester.



The front panel of the 1930's starter ham receiver. It doesn't look too authentic, so we'll spray it black by next time.

Rain and/or forbidding skies definitely put a damper on the first couple of days of the Elgin flea market. Normally seething with buyers and sellers, the Holiday Inn parking lot and surrounding open fields were a discouraging sight. The hardy souls who were trying to run around the raindrops found only 60 to 70 percent (an unscientific estimate) of vendors willing to take the tarps off their booths at any particular time.

However, with folks staying dry by patronizing the indoor activities, my own presentation on the history of this column was very well attended. And that was a lot of fun for me.

The sun finally came out on the third day (Friday), and I opened my Radio Collector subscription booth for the first time that morning. But by then many of the vendors had closed up their booths permanently. Friday being auction day, the crowd of potential buyers outside could be expected to thin out drastically.

Many of the vendors that I spoke with told me that their sets were selling briskly in spite of appearances to the contrary, and they certainly seemed to be asking (and getting) some very high prices. Possibly all of the business that was intended to get done at Elgin did get done, but it would have been much nicer if Mother Nature had cooperated a little more enthusiastically.

In a few days, I'll be leaving for the Rochester show, where the theme will be "100 Years of Radio." In a presentation to be given there, I'll be talking about the evolution of radio receivers during about 20 of those years (the "Golden Age" period spanning from the beginning of radio broadcasting in 1920 to the inception of World War II in 1941). But even if attendance at my talk suffers, I'm still hoping the weather will be a lot more benevolent than it was at Elgin!

CATCHING UP ON THE RECEIVER PROJECT

For those who might be just tuning in to this project, we're in the process of building a classical (and minimal) shortwave receiver of the type favored

by beginning hams (and quite a few experienced ones) around 1930. Introduced in the October 1995 column, the set uses two 01-A tubes (as a regenerative detector and audio amplifier).

Many shortwave receivers of that era covered several bands through the use of plug-in coils. Our radio, being a simplified version, has a fixed coil. It does, however, cover two bands through the use of a tap-and-alligator-clip arrangement. As written up in the Amateur Radio Relay League's *How to Become a Radio Amateur* for 1930, the set covered 80 and 160 meters. I'm planning to modify the coil for 40 and 80 meter coverage in order to provide more listening opportunities.

In the November 1995 issue, I reported that I had done some junkbox scrounging and found that I had just about all of the parts on hand. I did go out and get a nice piece of 3/4-inch clear pine to serve as the set's "breadboard," and—rather than mounting the controls on the board via brackets, as in the prototype set—I cut a piece of 3/4-inch plywood to serve as a "control holder" and front panel.

I also found a spool of 20-gauge enamel-covered wire, which should be a good substitute for the 22-gauge double-cotton-covered wire called for in the parts list (particularly because I have to make some experimental adjustments to the coil dimensions anyway). To locate the required 2 3/4-inch-diameter coil form,


I paid a visit—ruler in hand—to our local super-market, something I haven't done since tracking down the right Quaker Oats canister for the "NBS Crystal Set" project. Having had some prior experience, I wasn't quite as self-conscious this time and, in due course, located a Pringles Potato Crisps canister (sour Cream 'n Onion flavor—my favorite) that was close to perfect.

CONSTRUCTION PROGRESS


I began this month's brief workshop session by treating the pine breadboard with some walnut sealer/stain, just to protect the wood a bit and give it a little color. The front panel is supposed to be sprayed with some gloss black enamel—to simulate Bakelite or Vulcanite—but I haven't done that yet. For the time being, I just rubbed in some more of the sealer/stain.

As you can see, the front-panel controls certainly photograph more clearly this way than they would with a "black-on-black" color scheme, but I guess I'm not happy with the effect. I doubt that the experimenters in the 1930s had this type of plywood available to them, and certainly the panels on similar sets in period photos are almost invariably black. Next time you see our panel, it will undoubtedly have its coat of spray paint.

Many home builders of the period installed a metal shield plate behind the front panel to prevent "body capacity" effects from changing tuning adjustments as the operator's hand approached the controls. In fact, I've seen several examples of such a shield having been retrofitted to a factory-built set not



The rear view shows the foil-coated rear of the front panel and lots of empty breadboard awaiting mounting of components.



This is the preliminary positioning of the detector and audio-amplifier tubes, and the interstage transformer. The panel-mounted filament rheostat and tuning capacitor are in the background.

originally equipped with one. So I decided that it would be a good idea to contact-cement a layer of household aluminum foil to the back of the panel. That will be connected to ground via the frame of the tuning capacitor, which is both at ground potential and installed in close contact with the back of the panel.

Next, I drilled appropriate mounting holes in the front panel and installed the controls, with their associated knobs and dials. The dial I'm using is a "Marco" brand that was widely advertised in the 1920s. That is the "three-window" model, and maybe one of you

readers can throw some light on the function of the two subsidiary windows (the ones at 0 and 180 degrees on the dial face). Depending on the position of the dial, the scale numbers sometimes appear in those windows rather than in the main one. I might be missing some obvious point, but I don't understand how that helps the user!

With all of the parts in place on the panel, I fastened it to the pine baseboard using three short wood screws. With the panel installed, I could now experiment with the placement of the major board-mounted components and locate holes to be drilled

for each of their mounting screws.

That's about all of the building progress I can lay claim to this month, folks. I'll try to have a lot more news for you next time!

NEW BOOKS

Sonoran Publishing Co. (116 N. Roosevelt, Suite 121, Chandler, AZ 85226), which has taken over the "radio books" division of Vestal Press, has released another work that very much embodies the high standards of quality established by Vestal over the years.

Crystal Clear, Volume 2 (ISBN 1-886606-03-X, 255 pages, soft cover, \$29.95) is a sequel to the original volume that originally appeared in 1991. In *Volume 2*, author Maurice L. Sievers picks up where he left off, identifying an additional 172 crystal sets, 91 crystal detectors, and 26 crystals by manufacturer, model, year produced, description, and original selling price. The slick-paper book, which includes additional information on many of the sets covered in *Volume 1*, features over 350 photographs and 140 reproduced advertisements of crystal-radio products made in the U.S. between 1910 and 1960.

The information in *Crystal Clear, Volume 2* is presented via three media: a text discussing the major manufacturers and their products; collections of related photographs and advertising art; and easy-to-use reference tables listing manufacturer, model, case type, detector type, original selling price, and year made. The cumulative index covers both *Volume 1* and *Volume 2*.

Author Sievers is a medical doctor who has had many articles published in his field. He has been fasci-

(Continued on page 75)

COMPUTER BITS

By Jeff Holtzman

Cleaning Up

Help! Gurgle, gurgle, gurgle! I'm being overwhelmed by junk! I just bought a 1-GB hard drive last year, and it's already 90% full. There's probably a lot of deletable junk on it, but probably not more than 10%. One more major application, and I'll essentially be out of space. The best option would be to buy a new machine, because my 486DX2-50 is about out of steam. But there's no budget for it yet. Second best

need a minimum of about 200 MB. One catch is that the machine needs to be able to continue running Windows 3.1 and all the 16-bit application software. So I can't get that 200 MB by deleting Win 3.1 and Office.

I planned the upgrade in four steps: 1) Delete as much old junk as possible, 2) add a compressed disk volume and move a bunch of junk over to it, 3) install Win95 and the new apps and tools, and 4) migrate

The other way is to install Win95 in a separate directory from the previous version. That way you can run either Win95 or the old version. The only catch if you do that is that Win95 does not inherit your previous apps, so they have to be reinstalled in Win95! Is that intelligent, or what? Never mind. Suffice it to say that neither option appealed to me.

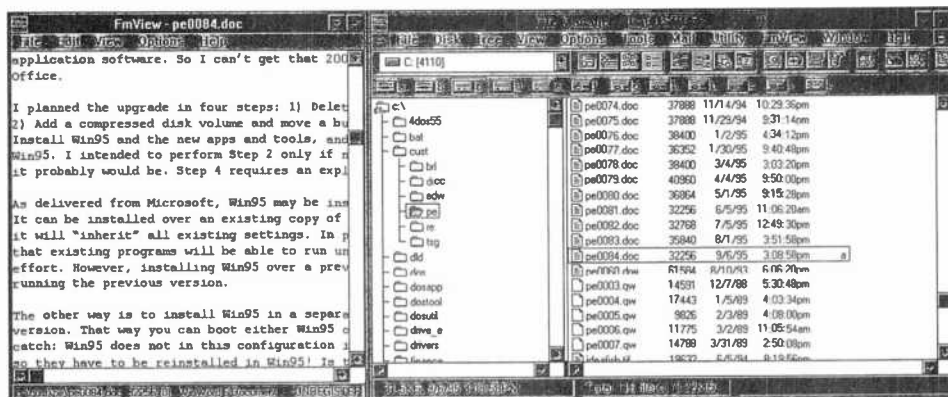
MANUAL LABOR

Another thing I did not want to do was go through all the files on the drive one by one. By typing "DIR /SUK" under shareware-gem 4DOS 5.5, I learned that I have 15,710 files and 3,651 directories. I also learned that those 15K files needed 691,082,934 bytes but were actually occupying 868,597,760 bytes. My mood sunk another notch at the 20% of wasted space. Most of the 200 MB I needed was sitting right there unused!

I had an idea about fixing that problem, but figured that disk grooming took top priority. And with all the file-removal programs on the market, I figured surely one could help. I had high hopes for a program called Remove-It, which seeks out unused flotsam and jetsam, optionally archives it, and then deletes it. Remove-It also comes with a Windows 95 "Upgrade Assistant" that helps migrate your apps from Win3 to Win95.

Unfortunately, my initial hopes have been at least partially disappointed. The program's removal features

(Continued on page 81)



FmView is a shareware add-on for Windows' File Manager. It integrates itself directly into File Manager, so all you have to do is right-click on a file to view it. The Win 3.x version is shown here; a Win95 version should be out by the time you read this.

would have been to add another hard disk—but I have the same budget problem. The only possible solution was better use of the existing space. Unfortunately, reclaiming that space has been a frustrating (and as yet incomplete) experience. Here's my tale of woe to date.

The most immediate problem is that I want to upgrade the machine to run Windows 95, including the complete MS Office Pro Suite for Win95, along with updates of several other applications, as well as some updated programming tools. I figured I'd

existing apps into Win95. I intended to perform step 2 only if necessary, but figured that it probably would be. Step 4 requires an explanation.

As delivered from Microsoft, Win95 may be installed in one of two ways. It can be installed over an existing copy of Windows 3.x, in which case it will "inherit" all existing settings. In practical terms, that means that existing programs will be able to run under Win95 with no additional effort. However, installing Win95 over a previous version prevents you from running the previous version.

THINK TANK

By John J. Yacono
Technical Editor
Windows Magazine

Automotive Fun

Last month we discussed dielectrics and how they enhance capacitance. This month we'll continue by describing the characteristics and application of capacitors based on the properties of their dielectrics.

But first, I'd like to remind everyone about our recent contest: Send in enough quality circuits to fill a column, and you get a kit and a 1967 MCL1010 in addition to the usual book. Submissions with too few qualifying circuits will be printed one piece at a time, with the author getting a different book for each circuit displayed.

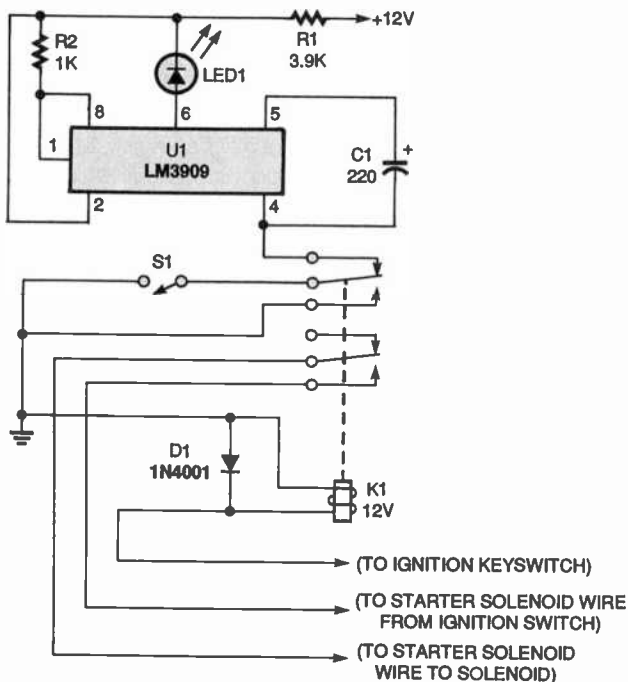


Fig. 1. Combining two functions in one, this circuit is both a passive cut-off device and a fake car alarm. Depressing S1 with the key in the run position disables the flasher, and allows the car to start.

Now, let's turn our attention back to the tutorial. The ceramic-disc capacitor is the most common unit in

use today. As its name implies, it has a ceramic dielectric. The dielectric allows for higher capacitance than a vacuum or air, but not by much. So most ceramic-disc capacitors generally have values that range from 1 pF to less than 1 μ F.

Their manufacturing technique does not produce high-tolerance units either. The value of simple ceramic-disc units can have a tolerance from 10 to 20 percent. Compounding that difficulty is the fact that their value changes with temperature. However, there are special ceramic discs called NPO's whose value drifts little, if at all, with temperature. Their tolerance ranges from 0.25 to 10 percent.

Another variant, called a ceramic-chip capacitor, is manufactured in a different way to yield higher tolerances and/or smaller packages. The tolerance of those units ranges from 5 to 20%, with typical values ranging from 10 pF to 0.18 μ F.

It sounds like ceramic discs are pretty limited, so why are they so popular? Well, for one, many of them can be used at very high voltages. They can withstand from 3.3 volts to 6 kilovolts depending on the unit. Also, because the value of non-NPO units changes predictably with temperature, they can be used to compensate for other devices that change with temperature. The poor tolerance of the typical ceramic disc or NPO can also be compensated for by adjusting the surrounding

circuitry once the component is in place. Furthermore, the typically small packaging of ceramic-disc capacitors makes them useful for miniature circuits.

Ceramic units are also popular because there are many circumstances where the value of a capacitor matters much less than its smallness. For example, ceramic-chip capacitors are often used to route unwanted transients on power traces to ground, protecting ICs from fluctuations that would make their operation erratic. That's a must for high-speed digital circuitry. On the analog side, ceramic-disc capacitors, especially NPO units, are often used to AC couple high-frequency stages in all kinds of devices.

A FLASH OF BRILLIANCE

Two Think Tank circuits (Figs. 4 and 5 of the October 1992 **Popular Electronics**), and your suggestions to replace K1 with a DPDT relay, brought to mind the expression about "killing two birds with one stone." So why not two circuits with one relay?

With most parts on hand I substituted an LM3909 flasher IC for the 555 timer and dug up the enclosed flasher and cut-off-switch circuit (see Fig. 1). The flasher operates when the ignition is off, establishing a ground for the circuit. The flasher rate can be adjusted by changing C1's value. For a more brilliant flash, I used a red, super-bright LED (Radio Shack No. 276-087).

With the ignition switch in the "run" position, pressing S1, a normally open, momentary contact switch, grounds and locks K1, allowing the car to start. When K1 locks on, ground is removed from the flasher.

In my spare parts I found a DPDT relay (Radio Shack No. 275-218). A plug-in socket (Radio Shack No. 275-217) allows for convenient mounting of K1.

Hope you can use the enclosed circuit.

— Herbert I. Byron,
Jacksonville, FL

Gee, I wish I'd thought of that. One thing I've always wondered is if a blinking LED would make a suitable false flasher. It wouldn't be as bright as your super LED, but placed prominently, it might dissuade a criminal. It'd also be really easy to wire up.

THIS CIRCUIT CRANKS

The enclosed circuit (see Fig. 2) is for measuring cranking voltage while starting an automobile engine. It is a negative-peak, holding voltmeter. The usable range is from 4 to 16 volts, the maximum being the highest voltage the ICs can withstand.

The circuit gets its power from the voltage that it is measuring. Resistors R1 and R2 divide the battery voltage by two to keep the input of U1 within its operating range. Op-Amp U1 and diode D1 act as a precision rectifier. Capacitor C3 is charged to half the battery voltage by pressing S1 before starting the engine, and is discharged to half the battery voltage by D1 while starting the engine. Op-Amp U2 is a buffer that drives the meter.

To calibrate the unit, connect the voltmeter to a known voltage. You could measure and use your car's battery for that. Hold S1 and

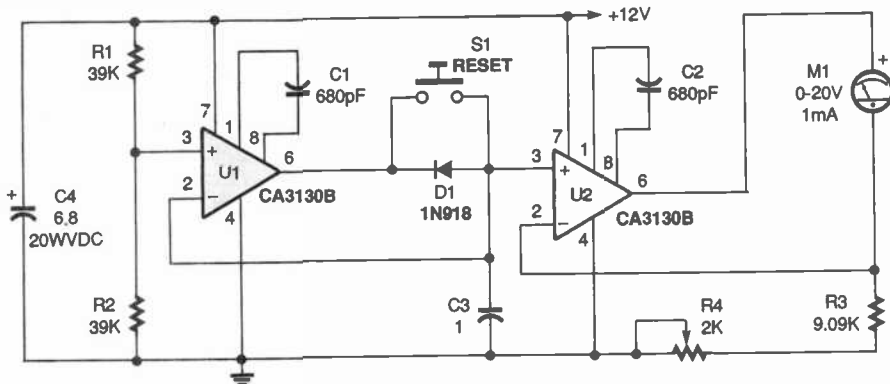


Fig. 2. Need to discover if your battery is weak or if your starter's windings are shorted? This meter will display how low your battery voltage drops during a start.

adjust R4 for a proper reading.

To use, connect the voltmeter to a switched battery source. Turn the ignition on and press S1. Start the engine. The voltmeter will read the lowest voltage.

Table 1 is a chart of minimum voltage versus electrolyte temperature. The reading might be less depending upon where you connect the voltmeter in the electrical system.

Please consider this circuit for your column. Thank you.

—Kenneth Hogg, Colorado Springs, CO

That's quite a good circuit. By measuring the cranking voltage at the battery's positive terminal and then at the starter, you can get a good idea of the power loss caused by poor cables or connections during starts.

TABLE 1

Temperature (degrees F)	Minimum Voltage
70 and up	9.6
60	9.5
50	9.4
40	9.3
30	9.1
20	8.9
10	8.7
0	8.5

HEAVY-METAL DETECTOR

Here's a springboard circuit idea that will, if calibrated carefully, detect the presence of a large metal object (see Fig. 3). Coil L1 is made by winding 50 turns of 26-gauge wire on a 50-inch form. If L1 is buried in the ground, the circuit can be used to detect any car or truck that is driven over the coil, which is what I think Mr. Eggleston could use based on his letter in the July 1995 issue of **Popular Electronics**.

Transistor Q1 and its surrounding components make up a Colpitts oscillator, operating at 10 kHz. The output is coupled to a Maxwell bridge through the secondary of T1, which is a 600-ohm to 600-ohm audio coupling transformer.

With R1, R2, and R3 set properly, the bridge is balanced when no metal is close to L1, producing a near-zero AC signal at the bridge's output (the R5/L1 junction and ground). Should a large-enough ferromagnetic object pass over L1, the bridge is unbalanced producing a signal at the junction R5 and L1.

That signal is fed to the base of Q2, part of a common-emitter amplifier stage. Resistor R4 adjusts the gain of that stage. The signal from the amplifier is

fed to the base of Q3, which drives a voltage doubler that supplies current to the relay driver, Q4.

The relay, K1, is a 1000-ohm, sensitive, 12-volt unit that can drive a normally open or closed alarm circuit to indicate the presence of a vehicle. Use shielded cable to attach L1 to the circuit, and do not bury L1 deeper than 8 inches for best results. Remember to weather-proof all components that will reside outside.

I hope this is not an oversimplification of Mr. Dwight Eggleston's problem.

— Michael E. Keller, Lancaster, PA

I'm sure your circuit will do nicely. By the way, Michael points out in his original drawing that C6-C10 are Mylar, and R1-R4 and R16 are linear units.

AUTOMATIC HEADLIGHT DIMMER

The circuit in Fig. 4 is designed to switch your car from its high beams to its low beams when traffic approaches. With Q1 in moderate darkness, the variable resistors should be adjusted to produce no base current through Q2. Even though Q2's emitter is negative with respect to point A, the base will be even more negative. So the

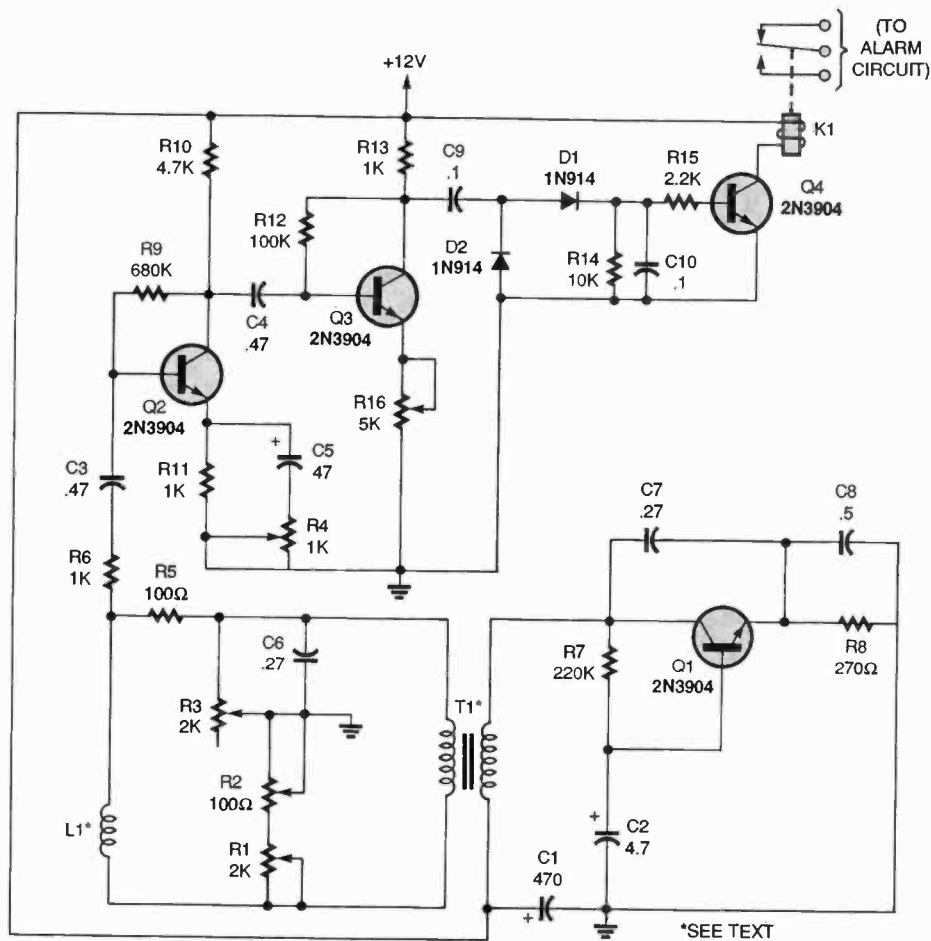


Fig. 3. This circuit, which detects the presence of cars, would be great to activate walkway lights lining a driveway.

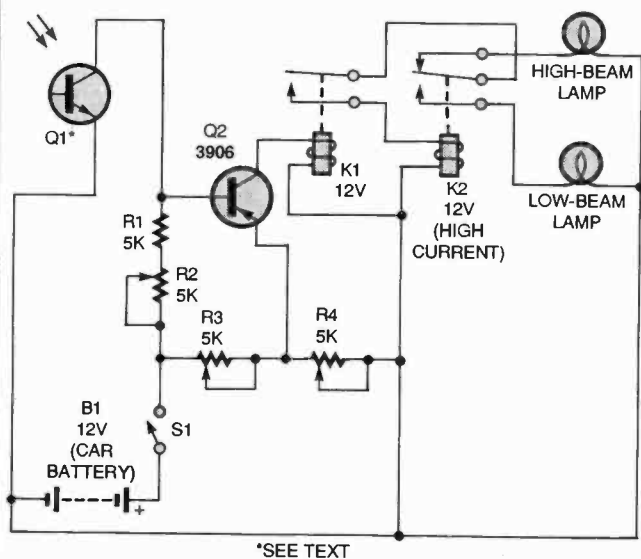


Fig. 4. Want maximum illumination from your headlights without disturbing on-coming drivers? This circuit will switch from your high beams to low beams when cars approach.

emitter is positive with respect to the base, which is okay.

When there are no approaching headlights to trigger the system, K1 is not

energized and its contacts remain closed. Relay K2 is thus energized and the high-beam lights are on. When light from an approaching car shines on the phototransistor, the base current and collector current of the PNP transistor increases substantially and K1 is energized. That automatically de-energizes K2 (a power-type relay fed directly by the car battery) shutting off the high-beam headlights and turning on the low-beam lamps.

Switch S1 should be conveniently located on the dash of the vehicle. Keep the switch turned off during the day, so that the circuit will not leave your lights on in sunlight.

I used this automatic dimmer system on a 1969 Ford pick-up truck that I restored

in 1980, so this might be a little out-dated. But, this system worked extremely well and it was working fine when I sold the truck in 1986. I'm presently working on an automatic dimmer system for my Harley-Davidson motorcycle, but in a simpler and smaller unit.

—Robert E. Davis,
Huntsville, TX

Thanks, Robert. It should be mentioned that R3 must be adjusted to allow sufficient current to flow to K1. To adjust R3, set R2, R3, and R4 to their maximum values, and short the collector and emitter leads of Q2. Next turn S1 on, and reduce R3 till K1 trips, then turn it a little further. Remove the short and adjust R2 and R4 to produce zero-base bias in Q2 when no light strikes Q1. Readjust R3 as necessary to firmly trip K1 when light is present.

It should go without saying that all wiring sourcing or sinking of the high beams and low beams should be heavy enough to match the draw of the lights. Also, all connections should be well sealed against the harsh environment of a vehicle.

Well, that's it for now. As always, if you would like to take part in the fun you can send your circuits and suggestions to *Think Tank*, **Popular Electronics**, 500 Bi-County Blvd., Farmingdale, NY 11735.



CIRCUIT CIRCUS

By Charles D. Rakes

LED Light Strings

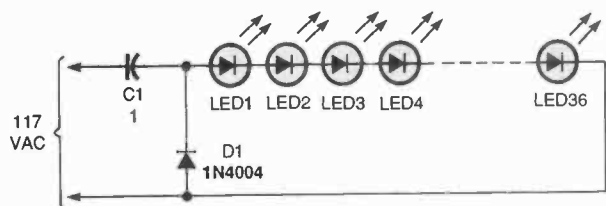


Fig. 1. This simple LED light string operates directly from the AC power line.

While this is the January issue, as you read this we are fast approaching the holiday season. I can not think of a better way to celebrate this time of year than to use our shared interest and experience in electronics to build a few neat LED light strings. You can build up strings for tree decoration, outlining a display, or in a non-holiday application to bring attention to something all year round. The end use is your choice. So look over our six light-string circuits and see how you can fit them into your decoration scheme.

First, however, let's set a few ground rules. All light circuits will operate directly from the AC outlet. No transformers will be used. No voltage-dropping power resistors are allowed. And, above all, no component lead or bare wire may be exposed to the outside world. We want this to be fun and not a shocking experience.

A SIMPLE STRING

Our first LED light string, shown in Fig. 1, has 36 LEDs connected in series. The LEDs should be enclosed in a length of clear plastic tubing, and the two other components in an insulated enclosure. You might want to space the LEDs along the

length of the tubing, using short lengths of small-gauge, insulated, stranded wire between the LEDs.

The circuit's operation is about as simple as can be. Capacitor C1, a 1- μ F, 400-volt Mylar or similar unit operates in the circuit as a no-loss, AC-current-limiting component that's connected in series with the LED string. The capacitor's reactance acts like a resistor to the AC current without the losses found with a standard power resistor. The 1N4004 silicon diode protects the LEDs from reverse-voltage damage.

The circuit in Fig. 1 was tested with 36 red and green LEDs with an operating current of about 15 mA. Additional LEDs may be added in series if you wish,

but that will reduce the brilliance of the LED string somewhat.

BRIDGE-FED STRING

Our next circuit, see Fig. 2, has a full-wave bridge rectifier feeding the LED string. With a 0.47- μ F capacitor, as shown, the string's current was about 12 mA. If you substitute a 1- μ F unit, the current will go up to about 20 mA, allowing you to add additional LEDs without suffering too severe a loss in brightness.

DUAL LIGHT STRING

Our third light circuit lets you light up two separate 15-light strings from a single power source. The circuit is shown in Fig. 3. On the positive half cycle of the 60-cycle AC waveform, LEDs 1 through 15 light and on

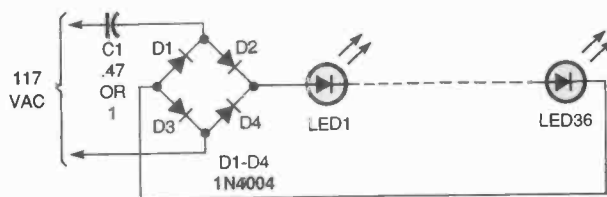


Fig. 2. This variation on the simple LED light string is fed by a basic bridge-rectifier circuit.

PARTS LIST FOR THE BRIDGE-FED LIGHT STRING (Fig. 2)

D1-D4—1N4004 silicon diode
LED1-LED36—Light-emitting diode, any color
C1—0.47- μ F Mylar or similar capacitor
Wire, solder, plastic tubing, insulated enclosure, etc.

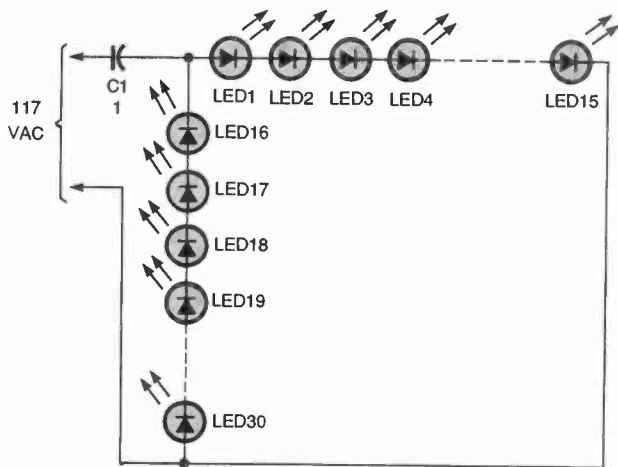


Fig. 3. If you are looking to run two separate LED light strings, they can be connected in parallel as shown here.

PARTS LIST FOR THE DUAL LIGHT STRING (Fig. 3)

LED1–LED30—Light-emitting diode, any color
 C1—1- μ F Mylar or similar capacitor
 Wire, solder, plastic tubing, insulated enclosure, etc.

the negative half cycle LEDs 16 through 30 light. Because the eye's response time is much slower than 60 Hz, both strings appear to be on at the same time.

You can also add additional LEDs to this circuit, although with the same trade-off in brightness. However, you must be sure to add the same number of LEDs to each leg. To add more LEDs without suffering too much of a drop off in brightness, you could also increase the value of capacitor C1 or place another, similar capacitor in parallel with it.

DUAL-COLOR STRING

To make the light strings more eye catching, you can try the dual-color string shown in Fig. 4. That circuit uses 15 pairs of paralleled LEDs wired in series. On the positive half cycle LEDs 1 through 15 light and on the negative half cycle LEDs 16 through 30 light. Again, because the eye can not keep up with the 60-Hz rate, all LEDs appear to be on all

PARTS LIST FOR THE DUAL-COLOR LIGHT STRING (Fig. 4)

LED1–LED15—Light-emitting diode, red
 LED16–LED30—Light-emitting diode, green
 C1—0.47- μ F Mylar or similar capacitor
 Wire, solder, plastic tubing, insulated enclosure, etc.

the time. The number of LED pairs can be increased to 30 by doubling the value of C1.

ALTERNATING-COLOR LIGHT STRING

Our next light string, shown in Fig. 5, adds some circuitry to the basic parallel scheme of the previous circuit to produce a string that alternates between red and green at steady 1-second rate. Here's how

the color switch is made. Two neon bulbs, NE1 and NE2, are connected in a relaxation-oscillator circuit that switches back and forth at about a 1-Hz rate. The values of R1, R2, and C3 set the switching rate. DC power for the neon oscillator circuit is supplied via C2 and D1. No DC filter capacitor is used or needed.

When NE1 turns on, current flows through the LED in U1, an optocoupler, turning on the SCR and grounding the anode of D2. When that happens, only the positive half cycle of the AC waveform passes to the LEDs, which lights only the red ones (LED1–LED15). After about one second, NE1 turns off and NE2 turns on, causing U2 to ground the cathode of D3. Now only the negative half cycle of

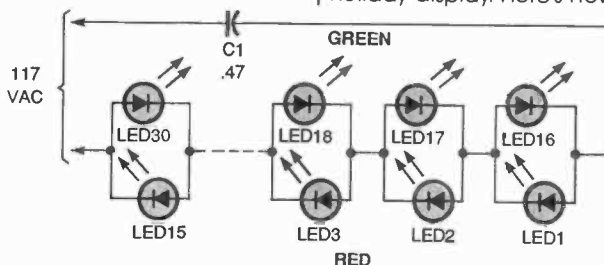


Fig. 4. The red LEDs are lit during the positive transition of the AC waveform, and the green ones during the negative one.

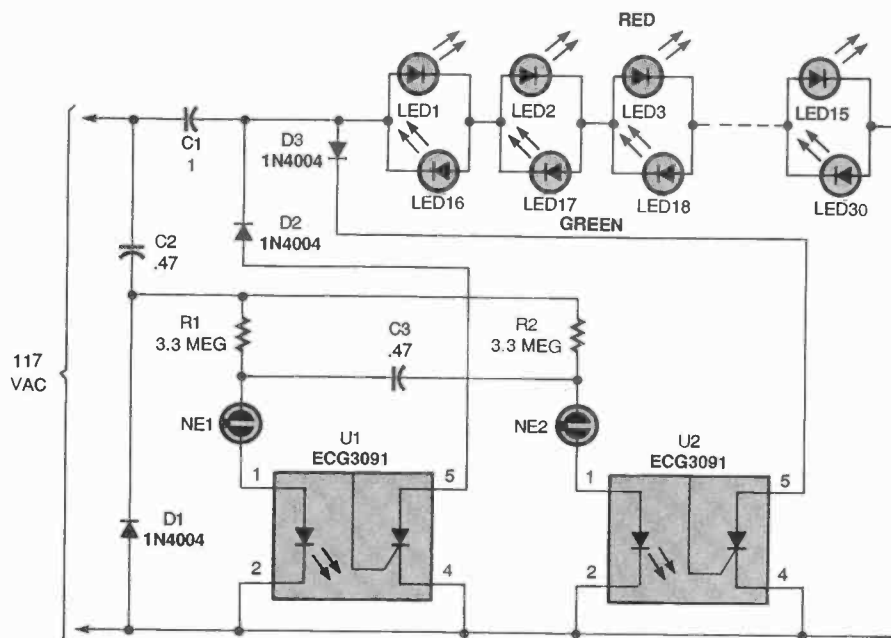


Fig. 5. The use of a relaxation oscillator lets you create an LED string that appears to change color from red to green.

PARTS LIST FOR THE ALTERNATING-COLOR LIGHT STRING (Fig. 5)

SEMICONDUCTORS

U1, U2—ECG3091 or similar optocoupler, SCR output, integrated circuit
 D1—D3—1N4004 silicon diode
 LED1—LED15—Light-emitting diode, red
 LED16—LED30—Light-emitting diode, green

ADDITIONAL PARTS AND MATERIALS

R1, R2—3.3-megohm, 1/4-watt, 5% resistor
 C1—1- μ F Mylar or similar capacitor
 C2, C3—0.47- μ F Mylar or similar capacitor
 NE1, NE2—NE-2 type neon lamp
 Wire, solder, plastic tubing, insulated enclosure, etc.

PARTS LIST FOR THE MULTI-STRING LIGHT CIRCUIT (Fig. 6)

SEMICONDUCTORS

U1—4017 counter/divider, integrated circuit
 U2—4011 quad two-input NAND gate, integrated circuit
 U3—U5—MOC3010 optocoupler, Triac output, integrated circuit
 D1, D2—1N4004 silicon diode
 D3—12-volt, 1/2-watt, Zener diode
 LED1—LED90—Light-emitting diode, see text

ADDITIONAL PARTS AND MATERIALS

R1—500,000-ohm potentiometer
 C1, C2—0.47- μ F Mylar or similar capacitor
 C3—1- μ F, 16-WVDC, electrolytic capacitor
 C4—470 μ f, 16-WVDC, electrolytic capacitor
 Wire, solder, plastic tubing, insulated enclosure, etc.

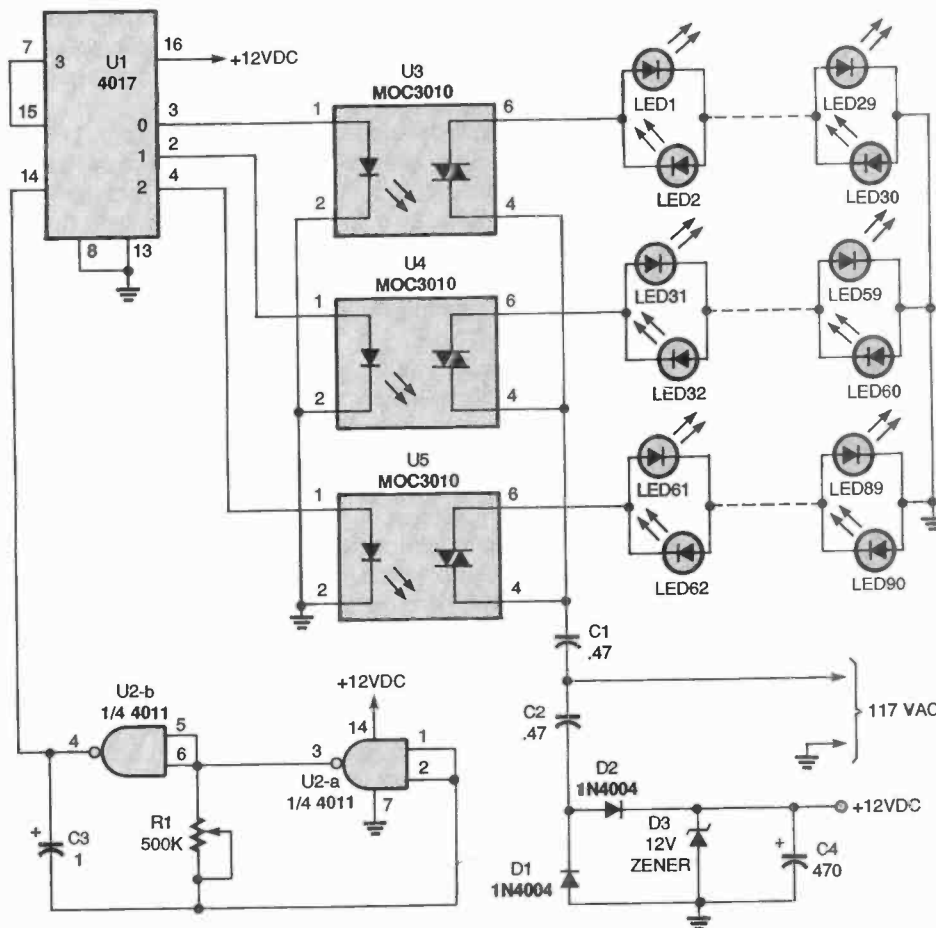


Fig. 6. If you want to create a display where LED light strings turn on and off in sequence, give this circuit a try. Though only three strings are shown for space and simplicity, up to ten can be used.

the AC waveform passes on to the LEDs, which lights only the green ones. If you'd like a change rate of less than 1 second, lower the values of R1 and R2, and to lengthen the rate, increase the value of capacitor C3.

MULTI-STRING LIGHT CIRCUIT

Our last light circuit, see Fig. 6, offers up to 10 strings of LEDs that turn on one row at a time in a sequential manner; for the sake of space and simplicity, only 3 strings are shown. The LED

pairs could be all one color, mixed red and green, or any combination of colors.

Looking at the circuit, C2, C4, and D1—D3 make up a 12-volt DC power supply for the 5 ICs. Two gates of a 4011 quad two-input NAND gate, U2-a and U2-b, are

connected in a low-frequency oscillator circuit. Resistor R1 controls the oscillator's frequency. The oscillator supplies a clock output to U1, a 4017 decade counter/divider, which operates as a counter that can be programmed to count from 0 to 9. Again, for the sake of simplicity, only 3 outputs are shown.

With each clock pulse, the 4017 makes a single step up in count from 0. The first output at pin 3 supplies voltage to the LED in U3, a 3010 optocoupler, turning on the IC's Triac and lighting the first string of LEDs. The next clock pulse steps the 4017 to the next output at pin 2 and repeats the sequence for that string. As each new light string turns on, the preceding string turns off giving the effect of a climbing string of lights. Changing the setting of R1 will change the rate at which the strings turn on and off.

If you want to add additional light strings beyond what is shown in Fig. 6, simply duplicate the circuitry for the light strings shown and connect to the appropriate output of the 4017, U1. You will also have to connect the first unused output to pin 15. If you use the maximum of 10 strings, pin 15 should be connected to ground.

DX LISTENING

By Don Jensen

Radio Korea International

This year, *Radio Korea International* begins its 43rd year of broadcasting to the world in English on shortwave. Back when the station was founded, in 1953, a divided Korea had three years of war behind them and a shaky armistice in place. To emphasize its political status to the world, Seoul's shortwave broadcaster first called itself the "Voice of Free Korea." Its English-language programming amounted to just 15 minutes a day.

Radio Korea International today broadcasts in eight other languages besides Korean and English: Japanese, Chinese, French, German, Russian, Spanish, Indonesian, and Arabic. It is on a total of 21 shortwave frequencies for a total of 114 broadcast hours each day.

Each English-language broadcast opens with the haunting and exotic melody, called "Dawn," which was composed specifically for Radio Korea International. It's followed by a 15-minute newscast, then, Monday through Thursday, a magazine-format program called "Seoul Calling," featuring music, features, and interviews.

The English programming continues on Monday with "Tales from Korea's Past;" on Tuesdays with "Korean Cultural Trails;" on Wednesdays with "Pulse of Korea," a look at modern Korea; and on Thursdays with the language feature, "Let's Learn Korean." Music is highlighted on Friday's "Let's Sing Together," which is a good way for the western ear to become familiar with Korean music. "Echoes of Korean Music" is featured on Sunday's English hour, along with "Shortwave Feedback," a special program for SWLers worldwide that features well-known U.S. DXer Bill Matthews.

Look for Radio Korea International beamed to eastern North America in English at 0100 UTC on 15,575 kHz, or at 0600 UTC on 11,945 or 15,155 kHz. Reception reports may be sent to Radio Korea International, Overseas Service,

Korean Broadcasting System, 18 Yoido-dong, Youngdungpo-gu, Seoul 150-179, Republic of Korea.

To compare SW programming, you also might want to tune North Korea's Radio Pyongyang with its 50-minute long English program beamed to North America at 1100 UTC. Its frequencies, at this writing, are 6,576, 9,977, and 11,335 kHz.

WHAT TO BUY

Which shortwave receiver should I buy? That continues to be the most common question I receive from DX Listening readers. And it's not one I can readily answer because there is no single best answer. Which radio is right for you depends on a number of personal factors.

Larry Magne, editor/publisher of the respected shortwave annual, "Passport To World Band Radio," offers some guidance, however.

Don't be guided solely by price, he says. Surely you can begin your SWLing with a cheap model, costing, say, under \$80. But, warns Magne, many of those sets are difficult to tune, and on many stations they sound terrible.

However, for many, those radios can open the door to the shortwave listening experience. But if you are at all serious about your SWLing, you'll quickly discover the limitations of cheapie radios, and will begin thinking about upgrading to better equipment.

You should ask yourself, what kind of stations do you want to hear? Just the most powerful worldwide broadcasters? Or do you want to



A Korean doll in traditional garb decorates this attractive QSL card.

In 1973, the station began calling itself "Radio Korea," and in 1994, Radio Korea International. The English program was extended to an hour in 1980.



Give a Friend a Year of Electronics Fun this Christmas...

Does fighting the crowds at Christmas short-circuit your holiday fun? Don't blow a fuse this year...for the friend who shares your love of project-oriented electronics — or a youngster who may need only a spark to ignite a life-long interest — give a gift subscription to Popular Electronics.

Popular Electronics readers get the know how they need to build exciting, educational, and useful projects like these...a professional-quality home-security system...an autoranging frequency counter...a nine-band shortwave receiver...a radio-controlled car...a telephone scrambler...an aviation receiver...and even a robot!

PLUS...Gizmo, our honest and straight-shooting review of the latest consumer-electronics gear...Market Center, featuring mail-order merchants that are ready to help you in all your hobby activities...articles and columns covering every aspect of the electronics hobby — including antique radio, shortwave listening, ham radio, computers, scanners, circuit design, and more!

SAVE MONEY... A great gift to receive, Popular Electronics is also a great gift for *you* to give! The Special Holiday Rate saves you \$25.05* off the newsstand price on each gift. You can save another \$25.05* when you start or extend your own subscription at the same time. It's our "thank-you" for sharing Popular Electronics with a friend at Christmas.

Send no money, unless you prefer. We'll be glad to bill you in January, 1996. Just take a brief moment to go over your gift list and make sure you haven't forgotten anyone who might appreciate the many benefits of Popular Electronics. Then write the names on the attached Gift Certificate and mail it back in the postage-paid reply envelope...we'll take it from there!

Your friends will receive a handsome gift announcement card signed with your name just before Christmas. And all through the new year they'll remember and appreciate your thoughtful gift! So don't blow a fuse...take it easy and enjoy the holidays. Give Christmas gifts of Popular Electronics!

Popular Electronics[®]

*Basic sub rate—1 yr/\$21.95

try for the lower-powered, harder-to-hear exotic voices on SW?

If you intend to concentrate on the easier catches, the major international broadcasters, Magne says, the "sweet spot" in the price spectrum is \$150-\$250 for a compact or mid-sized portable receiver.

For tougher weak signals, or those in crowded, interference-ridden bands, one of the more expensive tabletop communications receivers might be needed. For that sort of set, expect to pay \$500, \$600, or more.

While that might seem expensive, compare it to the prices of other electronic entertainment "toys," like your PC or giant-screen projection TV and it begins to look like a real "buy." Besides, maintenance is minimal and it should last for years, giving you plenty of DX-listening value.

Magne has more tips on buying a shortwave radio, and he reviews and rates specific makes and models. You can read them in "Passport To World Band Radio," available in most book stores.

IN THE MAIL

George Reilly of Chicago, IL, writes concerning radio pirates: "I've heard there are so-called pirates broadcasting on shortwave. What can you tell me about them and where can I get more information about when and where to hear these buccaneer stations?"

Pirate stations, simply, are unlicensed, that is, illegal, broadcasters that inhabit a

few small areas of the shortwave spectrum. They air their own now-and-again homemade programming, mostly music and comedy sketches, which range from crude and sophomoric to downright hilarious.

Those buccaneer broadcasters thumb their noses at the FCC, which makes sporadic efforts to track down their transmissions. Such activities are not without danger; some pirate stations that have been closed down also have been fined thousands of dollars.

I neither condone nor condemn pirate radio. They do flout the law, but there's little evidence that they seriously interfere with other legitimate radio transmissions. They exist, and, further, there's nothing illicit about tuning them in.

One listeners' club that has covered the pirate-radio scene for more than a decade is the Association of Clandestine Radio Enthusiasts, or ACE. Its monthly bulletin is filled with information from others who regularly listen to the SW pirates. You can get a sample copy, and membership information, for \$2 from ACE, P.O. Box 11201, Shawnee Mission, KS 66207-0201.

Questions? Comments? What are you hearing on the air these days? Drop us a line and let us know. The address is: "DX Listening," Popular Electronics, 500 Bi-County Blvd., Farmingdale, NY 11735.

DOWN THE DIAL

Here are some SW signals to test your tuning.

ANGOLA—4,950 kHz. *Radio Nacional* in Luanda was logged from about 0000 until 0115 UTC with non-stop music, mostly Portuguese versions of Beatles melodies and on-the-

hour identifications and Portuguese news.

GHANA—4,915 kHz. Ghana Broadcasting's *Radio 1* has been noted at 0613 UTC with English-language news.

ITALY—11,905 kHz. *RAI*, Rome, signs on in English at 1935 UTC with its familiar bird-call signal and bells. It also can be heard at this time on 7,275 and 9,575 kHz.

LITHUANIA—9,530 kHz. *Radio Vilnius* has an English transmission at 2300 UTC. It was heard with interval signal, ID, news, and commentary.

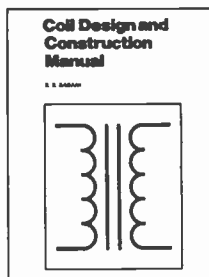
SWITZERLAND—10,461 kHz. *United Nations Radio* has been testing with an upper-sideband-mode transmission, via a Swiss transmitter, from 1757 to 1843 UTC sign off. Programming begins with a six-note interval signal, identifica-

tion, and feature programming. The broadcast then ends with the station's address and fax number for receiving reports.

SYRIA—15,095 kHz. *Syrian Broadcasting Corp.* has been logged in Arabia at 1345 UTC, with Middle-Eastern and popular music, followed by Islamic religious programming and station identification.

USA—9,955 kHz. *WRMI*, Radio Miami International was heard at 0000 UTC broadcasting a program dealing with Florida's cultural attractions.

ZIMBABWE—3,306 kHz. Zimbabwe Broadcasting Company is "one up" on Ghana with its *Radio 2*, heard at 0400 UTC with news in an African language, station identification, and drum signal, then Afro-pops music. ■



YOU CAN WIND YOUR OWN COILS?

There's no trick to it except knowing what you are doing. In a unique, 106-page book you can become expert in winding RF, IF, audio and power coils, chokes and transformers. Practically every type of coil is discussed and necessary calculations are given

with the mathematical data simplified for use by anyone. Get your copy today!

Mail coupon to:

Electronics Technology Today, Inc.
P.O. Box 240 • Massapequa Park, NY 11762-0240

Please send me my copy of *Coil Design and Construction Manual* (BP160). I enclose a check or money order for \$8.45 to cover the book's cost and shipping-and-handling expenses. NY state residents must add local sales tax.

Name _____

Address _____

City _____ State _____ ZIP _____

All orders must be paid in U.S. funds only. Sorry, no orders accepted outside of USA and Canada. Please allow 6-8 weeks for delivery.

TECHNOLOGY UPDATE



New microprocessor puts the brain of a \$50,000 car under your hood...

Breakthrough remote control lets you start your car, turn on its headlights, sound a panic alarm and unlock the doors and trunk...from up to 400 feet away.

by Charles Anton

How many times have you had to bundle up and brave freezing weather to start your car? Or sit in a sticky car and touch a blistering-hot steering wheel to get your car started? What else can you do besides shiver while a defroster blows cold air in your face or roast in the scorching heat of your car?

A better way. The new AutoCommand keychain transmitter gives you the power to start your car from the comfort of your home or office. Simply press a button to start warming up or cooling off your car from up to 400 feet away. You can turn on the heater, air conditioner or defroster without leaving your seat.

The powerful microprocessor brain learns your car's starting pattern. It adjusts the starting routine based on the outside temperature,

Why AutoCommand is better...

- **Range.** Most remotes only work up to 100 feet away. AutoCommand gives you a range of up to 400 feet.
- **Self-diagnostics.** The unique feedback lights on AutoCommand confirm proper wire connections during and after installation, just like a car's on-board computer.
- **Total security and convenience.** AutoCommand gives your car the capability of remote car starting, keyless entry, panic alarm and car security. It also has built-in low temperature and low battery voltage start options.

battery voltage and the amount of time since your car was last run to guarantee starting every time.

Give your car a brain.

AutoCommand gives your car the same features as luxury cars, and even some they don't have, by adding this microprocessor brain. In addition to remote car starting, your car will have features such as keyless entry and built-in car security.

You can call for help or scare someone away with the panic alarm; locate your car with CarFinder; and have your car automatically

turn on its headlights when it gets dark or turn them off 20 seconds after leaving your car. You can even leave your car running with the doors locked and no key in the ignition. If you forget your car is running, it will automatically shut off after 10 or 15 minutes, you choose.

Intelligent benefits. With AutoCommand, your car can't be driven until a key is put into the ignition. The AutoCommand immediately cuts off the engine if your vehicle's hood is raised, brake pedal is pressed or the vehicle is shifted out of gear without the key in the ignition, preventing theft or tampering.

AutoCommand also monitors your car while you are away. The built-in Vacation Option will automatically start and run your car for 10 minutes every four to six hours when the temperature drops below zero. On hot summer days, AutoCommand will also start your car when the interior reaches 140 degrees. If your battery drops below 11 volts, AutoCommand will start your car to recharge it.

Try it risk-free. At Comrad, we back all our products with a risk-free home trial. Try AutoCommand in your car and if you're not completely satisfied with its value and performance, return it within 90 days for a full refund, "No Questions Asked."

AutoCommand is also backed by a two-year manufacturer's limited warranty. Most orders are processed within 72 hours and shipped UPS.

UPGRADE OPTIONS.

You can replace your existing garage door remote control with the Garage Door Remote Control replacement system. This system can be added to any garage door that has an existing electrical garage lift unit. It will share the same transmitter as the AutoCommand, eliminating extra keychain remotes! You can also add the Shock Sensor option to the built-in car security system. It detects any impact on your car, giving you added protection.



The keychain transmitter works with all the available features.

Exclusive \$50 installation discount

AutoCommand comes with an installation video and has patented self-diagnostic feedback lights which confirm wire connections step-by-step during installation. But for those who prefer to have AutoCommand professionally installed, we offer a \$50 installation discount. Use the money for professional installation, or install it yourself and keep the money. Either way, AutoCommand makes it easy and affordable to add luxury car features to your automobile.

AutoCommand® ~~\$249~~ \$14 S&H
with installation discount \$299 \$14 S&H

AutoCommand Upgrade Features
Garage Door Opener \$79 \$8 S&H
add Shock Sensor to alarm \$49 \$4 S&H

Please mention promotional code 691-PL-6642. For fastest service call toll-free 24 hours a day

800-992-2966



To order by mail, send check or money order for the total amount including S&H (VA residents add 4.5% sales tax.) Or charge it to your credit card, enclosing your account number and expiration date.

COMRAD INDUSTRIES

2820 Waterford Lake Drive, Suite 106
Midlothian, Virginia 23113

AUTOCOMMAND FEATURES

- Built-in self-diagnostic system, cold start and "no tach" features, simplify installation
- Key required to drive car
- Security switch prevents unauthorized use
- Automatic shut-off after 10 or 15 minutes (you choose)
- Pin switch disables unit if hood is opened
- Monitors temperature and voltage to prevent dead batteries
- Panic Alarm, headlights and/or horn can be activated by remote control
- Built-in car security system
- Works on diesel or carburetor cars
- Transmission check to verify car is in park
- Keyless entry allows you to lock and unlock doors and trunk
- Fuel check option

HAM RADIO

By Joseph J. Carr, K4IPV

Antenna Installation Safety

The depths of winter might not seem like the right time to consider installing a new ham-radio antenna, but that's when lots of folks like us start making plans for better weather. It's also a good time to reflect on the safety issues that relate to installing antennas. Over the past 35 years, I've seen and done enough antenna installations that have "gone wrong" to have first-hand experiences to share with newcomers. Fortunately, a badly wrenched back is my

only memorable injury.

The first issue to consider is electrical safety, and it comes in two flavors. First is the matter of electric-power lines. The electric-service lines in your area are likely to be above ground (unless you happen to live in a community with underground wiring). When installing an antenna, keep well away from those lines! **Don't ever toss a wire over power lines, no matter how hard other installation sites are!!!** Electric-power-line wires might look insulated, but that insulation is often old, and can be brittle, even on new lines. A length of antenna wire often sever the insulation and bring you into direct contact with a lethal voltage.

When installing any kind of antenna, and especially when dealing with a vertical antenna, make sure that no part of it—mast, elements, guy wires, or whatever—can ever touch any power lines. That not only means keeping it away from the lines at the installation site, but also while carrying the assembled antenna across the yard to the installation site.


I remember one sad case when a CBer was carrying a $\frac{5}{8}$ -wavelength vertical across the yard, not realizing that its 18-foot height was greater than the height of the power lines! It touched the line and, according to the newspaper account, electrocuted the installer.

The second electrical-safety concern is what goes

on in the shack. For example, when working on an antenna, make sure that the transmission line is disconnected from the rig! If someone turns on the transmitter while you are working on the antenna, you will get a nasty RF burn. In commercial-radio work, technicians carry around their own padlock and use it to lock the power switch off, before going out to work on any antenna.

Another major issue to consider when installing antennas is the physics of erecting the thing. That's how I got my wrenched back. Some years ago, I installed a 22-foot-high vertical antenna on a 20-foot telescoping mast. The two pieces were assembled on the ground, and then raised into place. Even though my strong-as-an-ox father-in-law was on his way, I decided to do it alone (vain pride will get you every time). The antenna didn't weigh very much, so I falsely assumed that it was a one-man job. Wrong! A slight breeze caught the antenna, and pulled it out of my hands. As I turned to grab the falling antenna, I felt that sickening "pop" that is Nature's signal that some damage had been done.

I also recall an incident back in the early 1960s when a shop I worked for sold a fellow a very-large "deep-fringe," all-channel television antenna. The fellow who bought the antenna had a home down on the Virginia side of Chesapeake Bay and was in the fringe-reception area for Richmond, Norfolk,



The MFJ-1798 antenna is a vertical designed to work on the 40-, 20-, 17-, 15-, 12-, 10-, 6-, and 2-meter bands.

Washington, and Baltimore TV stations. He wanted a rotatable antenna that could be used for all of those cities. We sold him a model with a 26-foot boom and about "50-gazillion" elements. The last thing I warned him about before he went out the door was to get help installing it, and to tether the antenna to the roof with a safety line while installing it.

He didn't listen to me. He went down to the Bay, and started installing the antenna on a 30-foot tower that was a few feet above the roof peak. He hadn't counted on the "sail area" of the antenna. While he was trying to lift it to the top of the mast onto the tower, a breeze blew in and caught the antenna. As a result, the poor fellow "hang glided" off the roof to the stone patio below . . . breaking a leg and his pelvis (about six months' worth of recuperation). He recovered, but the last time I talked to him he was still having trouble with both the leg and the hip . . . a fearsome price to pay for a little impatience.

Big antennas are powerful things to handle. Always use enough people to do the job. Just about any antenna, regardless of how small it might be, is a two-person job. Don't let vanity or impatience get the better of you: be safe!


CODES AND INSTALLATION

One thing that we rarely talk about is finding out about the *local* mechanical and electrical codes required by your community that pertain to antennas. The FCC regulates the ham station, and according to the PRC-1 ruling, supported by Federal courts, the local government cannot keep you from installing an antenna (not so with

homeowners associations, by the way). But the courts have also held that the local government can require "reasonable" mechanical- and electrical-installation codes.

The electrical requirements of most codes usually involve grounding for lightning protection. Typically, an eight-foot ground rod must be buried in the ground, and a heavy wire must be connected from the mast or antenna base to that grounding post, even if the mast is nominally grounded. The mechanical codes usually prescribe the method of installation, and sometimes the maximum height. In most jurisdictions, a permit is required, as is a final inspection before that permit is issued. In some cases, an interim inspection is also made, especially when a hidden, concrete foundation block is poured. In those installations, a typical requirement is to allow the inspector to see the hole you dug, and measure the depth of the gravel at the bottom. In most cases, the hole must be below the average frost line, and have four inches of gravel in the bottom. In my community, that means you would need to dig a 28-inch-deep hole.

So why is it important to keep in line with the codes? Besides the fact that you don't want the hassle of local authorities discovering that you've made an illegal installation, your homeowners-insurance policy is likely to disallow claims resulting from anything that is improperly installed, including radio antennas. I recommend that you keep the inspection certificates and the county permit on file so that any claims can be backed up.



For both 80- and 40-meter applications, try the MFJ-1792 antenna. It's some 33-feet tall, and requires guy wires for safe installation.

NEW ANTENNA NEWS

Here's a riddle for you: What's 20-feet tall, doesn't have any radials, and covers all 10 ham bands that most of us are likely to use? The answer is the MFJ Enterprises, Inc. (P.O. Box 494, Mississippi State, MS, 39762; Tel. 601-323-5869) Model MFJ-1798.

The MFJ-1798 is a vertical antenna that operates on the 75/80-, 40-, 30-, 20-, 17-, 15-, 12-, 10-, 6-, and 2-meter bands. On the higher bands, the MFJ-1798 provides full-size radiators with a unique "Elevated Top Feed" system that places the maximum radiation point high up where it will do the most good. On the lower bands (75/80, 40, and 30 meters), the antenna is end loaded, and offers a low angle of radiation (which is needed for long distance DX). MFJ Enterprises, Inc. offers the antenna with a one-year "no matter what . . . uncon-

ditional guarantee." The list price is \$269.95.

Another MFJ antenna is the MJF 1792. That one is also a vertical, and is priced at \$159.95. It operates on 80 and 40 meters. On the 40-meter band, it is a full-size radiator, *i.e.* an electrical quarter wavelength (33 feet). That is unusual for a 40-meter antenna intended for urban dwellers (many manufacturers prefer to use a shorter radiator, mated to a loading coil, even on 40 meters). On the 75/80-meter bands, the MFJ-1792 does use an end-loaded, high-Q coil, as well as a four-foot capacitance hat at the top of the 33-foot mast. For safety, that rather tall antenna must be guyed.

A companion antenna, the MFJ-1793, operates on 20, 40, and 75/80 meters (\$179.95). It uses a full-size radiator on 20 meters, and loading coils or traps for the two lower bands.

Hope you've enjoyed our visit. See you again next issue with more ham-radio information. ■



One tree can make
3,000,000 matches.



One match can burn
3,000,000 trees.



A Public Service of The Magazine
& The Advertising Council

SCANNER SCENE

By Marc Saxon

A Portable for Newcomers

Look what Jack Frost's wintry wind blew in for 1996! It's Radio Shack's new PRO-27 handheld portable, a nifty scanner that is easy to operate. It's fine for people who can use a basic scanner that brings in the action, but isn't decked out with all the advanced operating features.

The PRO-27 has 20 memory channels and covers 29-54, 137-174, and 406-512 MHz. There's instant

access to the National Weather Service band, as well as the ability to do band searches. Standard scanner features such as delay, channel lockout, keyboard lock, low-battery alarm, a BNC antenna connector, and an earphone jack are part of the PRO-27. The unit scans at 10 channels per second.

The unit is powered by four AA-type NiCd batteries. An optional charger or mobile power cord is available.

The sensitivity is 0.4 μ V below 54 MHz, 0.5 μ V between 137 and 174 MHz, and 0.6 μ V above 406 MHz. The IF frequencies are 10.85 MHz and 450 kHz. Selectivity comes in at -6 dB at \pm 10 kHz, and -50 dB at \pm 50 kHz.

The PRO-27 makes an excellent starter scanner for the newcomer. Alternatively, it is worth the consideration of anyone looking for a second or back-up handheld. You know, for those instances when you need a handheld, but are having second thoughts about bringing along the top-of-the-line rig for fear of damage or loss.

You can check out the PRO-27 at your local Radio Shack store.

LET THE GAMES BEGIN

The frequencies are unusual, but we can state with certainty that the communications of the *Special Olympics World Games* have been monitored. Last summer the games were in Connecticut, although they

are an ongoing endeavor. The games feature athletic competitions involving national teams consisting entirely of physically and mentally challenged young people.

Our friend Wes Peterson, of New Haven, Connecticut, was at the event. He wrote to mention that the communications related to operations, coordination, transportation, logistics, security, and all other activities were monitored in FM mode on 138.20, 138.45, 139.65, 139.675, 139.85, and 141.575 MHz. The busiest frequency was 139.675 MHz. All transmissions exhibited a CTCSS of 156.7 kHz, so repeaters were obviously in use. Wes has no idea whether he picked up repeater input or output frequencies.

LOOK, UP IN THE SKY!

Several readers wrote to observe that they have monitored occasional Russian-language FM-mode communications on 258.45 and 265.45 MHz, and asked if we could explain what that was all about. That inspired me to tune into those frequencies and hear the chatter, along with data transmissions also observed.

You probably know that 225-400 MHz is the UHF military aeronautical band. You'll hear plenty of military aero activity there, but those stations use AM mode. Keep in mind that there are also military communications satellites operating in portions of that band, and they don't



Radio Shack's new PRO-27 handheld makes a great starter scanner for someone new to the hobby.

use AM. They send data, and also voice traffic in NFM and WFM modes. Band segments rich in such downlinks include 243.845–244.21 and 249.55–269.85 MHz. When you search there in 50-kHz steps using NFM and WFM modes, you'll explore dimensions of the band that are completely different than those encountered during an AM mode search.

For best reception there, an outside-mounted antenna is suggested. We have had fine results using CRB's MAX-225 antenna, made for the 225–400-MHz band. Received signals get a healthy boost thanks to a GRE Super Amplifier. All sorts of intriguing outer-space signals and carriers show up, some with voice, others with data, or just warbles and whines.

According to records here, the two Russian station frequencies reported match up with downlink Channels 7A and 8B of the U.S. Navy FLTSATCOM satellite, positioned at 100° West longitude. That series of relay communications satellites uses dozens of frequencies. There's no way to exactly pinpoint the Russian stations monitored. One guess is that they are related to the MIR space laboratory, or its ground support.

Direct voice reception from MIR has been widely reported in WFM mode over the craft's primary frequency of 143.625 MHz. It's quite an experience to hear it for the first time. Other MIR voice (with data) frequencies reported also use WFM mode, and include: 121.125, 139.205, 142.00, 142.215, 142.42, 142.60, 143.145, 143.42, 143.825, 165.00, 165.875, 166.00, 166.13, 192.00, 231.0, 233.0, 417.00, and 463.00 MHz. MIR has also been

monitored on these Amateur frequencies with NFM and packet communications: 145.40, 145.50, and 145.55 MHz.

WE ARE BAFFLED

A letter came in from Matthew W. (Brewster, MA) stating that he took his Bearcat 3000XLT to an auto store and made a frequency search from 1000 to 1020 MHz. The scanner was in "auto store" NFM mode. When he scrolled the frequencies, he tells us that he "heard people talking on some sort of phone." He didn't mention if it was one phone that kept switching to 12 different frequencies, or if there were a dozen different single-channel phones all going simultaneously.

The scanner had registered 12 frequencies lying between 1002.400 and 1014.520 MHz, including 1002.465, 1006.565, and others similar. He wants to know if those can be identified with any known communications service that would sound like a telephone.

Matthew didn't explain what motivated his trip to an auto store to investigate that particular frequency band. There's probably a grisly story somewhere in there that neither you nor I really want to know, anyway. No matter, because those frequencies do not belong to any phone-like service. We have no idea as to what they might be, but our readers might want to try searching that range to see if they hear anything.

Curiously, those signals are exactly 100-MHz higher than the 902–928-MHz band, which could conceivably hold signals from some newer UHF cordless phones. Is that sheer coincidence, or is there more to it all? We are throwing it

open to discussion from any and all readers. Why not send your best guess, and maybe we can find one or more answers that sound reasonably logical.

Finally, Arn Schwartz, of Tampa, Florida, asks for the frequencies of the Good-year blimps. Try 123.05 and 123.0 MHz for air/ground, while the handhelds use 151.625, 465.9125, 465.9375, and 465.9625 MHz.

Your input is always invited in the form of frequencies, ideas, and questions. Please address your comments to *Scanner Scene*, **Popular Electronics**, 500 Bi-County Blvd., Farmingdale, NY 11735. ■

ANTIQUE RADIO

(Continued from page 60)

nated with radios and crystal sets since childhood, and has been actively collecting since 1960.

Readers of this column who have antiquarian interests that include computers will be interested in an account of early computer development by an engineer who was deeply involved in the process. *Why Computers are Computers* (ISBN 1-885391-05-6, 178 pages, hardcover, \$24.95; published by Wren Publishing, P.O. Box 1084, Philomath, OR 97370) was written by David Rutland, who authored *Behind the Front Panel*, a well-received volume covering the design and development of 1920's radios.

The home PC uses the same essential basic principle that early experimental computers employed some 50 years ago. Known as the "stored program concept," the principle was built into the very first computer constructed west of the Rockies: the National Bureau of

Standards SWAC (which stands for "Bureau of Standards Western Automatic Computer").

Author Rutland served as an engineer on the SWAC project. In his book he describes in everyday language how the SWAC was designed and built. Using amusing anecdotes, Rutland leads the reader, step by step, from the early history of computers through the inventions and strange events that eventually produced today's computer revolution.

The bulk of the volume is devoted to the fascinating engineering history of the SWAC, which, when built at UCLA in 1950, was the fastest computer in the world. Built by designer Harry D. Huskey, working with three engineers over a period of less than 18 months, the device used over 2700 vacuum tubes and thousands of other parts. As the story unfolds, many of the parallels between the SWAC and the modern personal computer become very clear to the reader.

Rutland's work on the SWAC project in 1950 started him on a career in the design of digital computer hardware. He has served as President and founder of two electronic companies engaged in manufacturing computer graphics and image processing hardware and software. He has also had firsthand experience in the design of digital circuits, first with vacuum tubes and later with transistors and integrated circuits.

The book is available by mail from the publisher (add \$3.00 for postage and handling). Also available in softbound (ISBN 1-885391-06-4).

That's all the room we have for now. We'll be back next month with more on the "ARRL Radio." ■

ELECTRONICS LIBRARY

The ARRL Electronic Repeater Directory

from the American Radio Relay League

All of the information contained in the printed version of *The ARRL Repeater Directory* is now available on diskette for your PC. The disk allows you to call up data by band, state, city, call sign, frequency, sponsor, or repeater feature. You can quickly and easily find band plans, packet and ATV repeaters, beacons, frequency coordinators, and repeater user information. The electronic directory can be used on the road with a laptop or notebook computer. And you can print out any data you need.

The program is simple to install on your PC, and a handy

README file describes its many features. It requires MS-DOS, 286 or higher processor, 360 kB of system memory, 1.3 MB of hard-drive space, and a VGA-compatible video-graphics adapter.

The ARRL Electronic Repeater Directory, 1995-96 Edition costs \$14.95 and is published by The American Radio Relay League, 225 Main Street, Newington, CT 06111; Tel. 203-666-1541; Fax: 203-665-7531.

CIRCLE 80 ON FREE INFORMATION CARD


ADVANCED TREASURE HUNTING WITH THE FISHER QUICKSILVER SERIES METAL DETECTORS

by Andy Sabish

Although it is aimed primarily at users of Fisher Research Laboratory's CZ Quicksilver models of metal detectors, this book presents many tips and techniques that will be useful for just about any detector user.

The first several chapters introduce the reader to the specific features found on Quicksilver models, explaining how to get the best performance out of those detectors. Following chapters each deal with a particular type of treasure hunting, including coin hunting, relic hunting, and beach and water hunting. The book explains how to search neighborhood parks for rare coins, and how to hunt for lost coins and jewelry in the shallow water of local swimming holes, lakes, rivers, and the ocean. An entire chapter is devoted to competition treasure hunting. Convenient appendices include a recommended reading list, the "Treasure Hunter's Code of Ethics," and a listing of national treasure-hunting organizations.

Advanced Treasure Hunting



with the Fisher Quicksilver Series Metal Detectors is available for \$7 plus \$2 shipping and handling from Fisher Research Laboratory, 200 West Willmott Road, Dept. EN, Los Banos, CA 93635; Tel. 209-826-3292; Fax: 209-826-0416.

CIRCLE 81 ON FREE INFORMATION CARD

DON LANCASTER'S ACTIVE FILTER COOKBOOK

by Don Lancaster

The latest offering from this electronics expert and prolific writer of books and magazine columns—including *Electronics Now's* "Hardware Hacker"—is this comprehensive guide to lowpass, bandpass, and high-pass active electronic filters. Such filters need no inductors, getting better results from op-amps, resistors, and capacitors. They are less expensive and offer easy tuning, simple design, and the advantage of modular design.

The book provides "Instant Design Charts" accompanied by real-life examples and clear explanations of the math behind the designs. It covers responses from Bessel to Chebychev to Elliptic, plus circuits from Sallen and Key through State Variable. The book is divided into chap-



S
K
Y
V
I
S
I
O
N[®]

Skyvision[®] . . .

Wants you to have

The World's Premier Satellite TV Buyer's Guide!

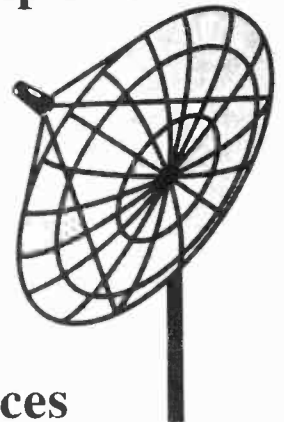


18" - 36" DBS systems, parts,
accessories & programming

Complete product line-up for:

- DBS
- C-band
- Ku-band

Actuators, LNBS, Receivers,
Tools, Accessories, and more!



4' - 24' C/Ku systems, parts,
accessories & programming

Satellite TV products at discount prices




Call Now for Your:

- FREE, Full-Line Catalog and Buyer's Guide
- Discount Flyer. Loaded with discontinued and return items, antiques, plus widgets and gadgets galore!

800-543-3025

Skyvision[®] • 1048 Frontier Dr. • Fergus Falls, MN
• International: 218-739-5231 • Fax: 218-739-4879



ters discussing active filter basics; op amps; first- and second-order networks; lowpass, bandpass, and highpass responses; lowpass, bandpass, and highpass circuits; tuning and voltage control; and real-world ideas and applications.

Autographed copies of Don Lancaster's *Active Filter Cookbook* are available for \$28.59 plus \$4.50 shipping and handling from Synergetics Press, 3860 West First Street, Thatcher, AZ 85552; Tel. 520-428-4073; e-mail: synergetics@genie.geis.com.

CIRCLE 82 ON FREE INFORMATION CARD

ELECTRONIC PRODUCTS ORDERING GUIDE

from 3M Electronic Products Division

Aimed at engineers, assemblers, and technicians, this 650-page catalog provides ordering information for more than 5000 products serving a wide variety of electronic applications. It includes board and wire-mount sockets, board stacking systems, "MIX" stacking connectors, PCB connectors, DIP connectors, cables,



plugs, headers, tape-and-reel packaging, wire-marking products, assembly equipment, D-ribbon connectors, D-sub connectors, and heat-shrink tubing. The 100% recyclable catalog features product specifications, technical drawings, and black-and-white photographs.


The *Electronic Products Ordering Guide* is free upon request from 3M Electronic Products Division, 6801 River Place Blvd., Austin, TX 78726-9000; Tel. 800-225-5373.

CIRCLE 83 ON FREE INFORMATION CARD

THE MACINTOSH WEB BROWSER KIT

by Dan Meriwether

This book-and-CD-ROM package shows Mac owners how to set up a Serial Line Internet Protocol or Point-to-Point Protocol (SLIP/PPP) graphical client interface and start navigating the Internet in just one day. It provides all the tips and software needed to order a SLIP/PPP connection from a service provider; install Web browsers and SLIP/PPP software on the Mac; build a multimedia Web Page using Hypertext Markup Language (HTML); and troubleshoot the SLIP/PPP connection and Web



browser. The book provides pointers for cruising the Internet using Mosaic, Netscape, Lynx, and Mac WEB.

The included CD-ROM offers software and tutorials to help readers build a Web page, and provides Internet communications utilities and Web-browser utilities for viewing video, graphics, and sound. It also contains multi-player Internet games and Apple Remote Access software.

The Macintosh Web Browser


Kit costs \$29.95 and is published by John Wiley & Sons, Inc., 605 Third Avenue, New York, NY 10158-0012; Tel. 800-CALL-WILEY.

CIRCLE 84 ON FREE INFORMATION CARD

PROGRAMMABLE MICROCONTROLLERS CATALOG

from Blue Earth Research

This 28-page catalog describes various microcontrollers, peripherals, accessories, and development software. It also features an assortment of humidity, temperature, and pressure sensors that can be used with any of the controllers or with an analog interface module, and provides an overview of Blue Earth Research's custom design capabilities.



Highlighted product families are the Micro-440e, Micro-485, and Xplor Series of personal digital controllers. The Micro-440e programmable controller is a tiny microcontroller with standard features that include an advanced 8051-family CPU, 32K EPROM, 32K RAM, a real-time clock/calendar, and an 8-bit A/D converter. Similar to the Micro-440e, the Micro-485 adds several enhanced features and capabilities. The same software can be used for developing applications on both programmable controllers. The Xplor Series include a number of unique features not typically found in the subcompact price range. They are available as part of a complete starter package that also includes a cable, power supply, user's manual, and optional development software.

The Programmable Microcontroller Catalog is free upon

request from Blue Earth Research, 165 West Lind Court, Mankato, MN 46001; Tel. 507-387-4001; Fax: 507-387-4008.


CIRCLE 85 ON FREE INFORMATION CARD

THE NEW SHORTWAVE PROPAGATION HANDBOOK

Third Edition

by George Jacobs, W3ASK, Theodore J. Cohen, N4XX, and Robert B. Rose, K6GKU

This book was written to help amateur-radio enthusiasts, SWLers, and CBers optimize their use and enjoyment of the HF spectrum regardless of the time of day, the season of the year, or the state of the sunspot cycle. So much has changed in the 13 years since the last edition was published that the book is more than just a revision—this comprehensive guide to mastering the art of shortwave propagation contains updates, expanded sections, and entirely new information.



The book features updated work on both solar phenomena and sunspot-cycle behavior. Lists of references and data sources have been expanded. New material has been added on the various PC programs available for use in developing customized ionospheric circuit analyses. There also is a summary of the sunspot-cycle predictions for Cycle 23 that have been developed by solar-physics professionals.

The New Shortwave Propagation Handbook (price N/A) is published by CQ Communications, Inc., 76 North Broadway, Hicksville, NY 11801.

CIRCLE 86 ON FREE INFORMATION CARD

VOICE-ACTIVATED SWITCH

(Continued from page 36)


placement diagram is shown in Fig. 3. Begin assembly by mounting an IC socket for U1 (double-check the orientation with the parts-placement diagram). Then go on to install the fixed resistors; the board is small in size so the resistors must be mounted vertically.

If resistor R11 is installed as shown in Fig. 3, LED1 will light when power is applied to the circuit, as mentioned before. However, again as mentioned earlier, if the ground connection to R11 is lifted, and that end of the resistor is then jumpered to pad X (as indicated by the dashed line), the LED will light when the output of the circuit is active. You might want to go with that option because it makes the circuit's sensitivity a little easier to adjust, and prevents the LED from wasting power.

Continue the assembly process by soldering the capacitors to the board. Make sure to check the polarity of the electrolytics. Then mount the transistors, diodes, and LED. While the two devices mentioned in the Parts List as suitable for Q3 are functionally equivalent, they are housed in different packages. Hence, if you use the second device mentioned, a NTE123AP, it will have to be rotated 180° prior to installation.

Next install the electret microphone, MIC1; check the parts-placement diagram for proper orientation. The unit's negative lead is the one that is grounded to its metal case. Due to the small size of the PC board, and depending on the microphone you use, the leads might have to be inserted and soldered from the bottom side of the board and the microphone bent up over the edge of the board.

Go on to install a four-AA-cell battery holder to the board, as shown in Fig. 3. Then use a length of 2-conductor wire to connect to the board a 2.5-mm plug (PL1)—that will plug into the remote jack of a tape recorder (the polarity of the plug is unimportant). Finally, insert the IC into its socket to



As shown here, the microphone leads might have to be inserted and soldered from the bottom side of the board with the microphone bent up over the edge of the board.

complete the construction process.

Now it is time to checkout and adjust the switch. After carefully inspecting the board for soldering errors, install four AA batteries or connect a 6-volt supply and turn on power. Connect plug PL1 to the remote jack of a tape recorder set to record. Any noise should activate the circuit, and adjusting R12 will vary its sensitivity.


Assuming all is well, the circuit is now ready to control a tape recorder. With the Voice-Activated Tape-Recorder Switch, you can enjoy remote audio recording without having to worry about taping the annoying sounds of silence.

57,953

ELECTRONIC COMPONENTS

Whether you order 1 part or all 57,953...MOUSER stocks and...ships same day!!

CALL... (800) 992-9943



for your
FREE CATALOG

958 North Main St.
Mansfield, TX 76063

MOUSER[®] ELECTRONICS

Sales & Stocking Locations Nationwide

CIRCLE 16 ON FREE INFORMATION CARD

ANTIQUE RADIO CLASSIFIED

Free Sample!

Antique Radio's
Largest Circulation Monthly.
Articles, Ads & Classifieds.



6-Month Trial: \$17.95. 1-Yr: \$34.95 (\$51.95-1st Class).

A.R.C., P.O. Box 802-L14, Carlisle, MA 01741

Phone:(508) 371-0512 VISA/MC Fax:(508) 371-7129

Statement of Ownership, Management and Circulation
Required by 39 U.S.C. 3686

1. Title of Publication	2. Issue Frequency	3. Issue Date for Circulation Data Below	4. Issue Period for Circulation Data Below
POPULAR ELECTRONICS	Monthly	12/28/95	12/28/95
5. Number of Copies (Net press run)	6. Total Number of Copies (Net press run)	7. Total Number of Copies (Net press run)	8. Total Number of Copies (Net press run)
500 91-CORSETT BLVD., FARMINGDALE, NY 11735	500 91-CORSETT BLVD., FARMINGDALE, NY 11735	500 91-CORSETT BLVD., FARMINGDALE, NY 11735	500 91-CORSETT BLVD., FARMINGDALE, NY 11735
9. Name and Complete Mailing Address of Publisher, Editor, and Business Manager (Do not omit street or rural route number)	10. Name and Complete Mailing Address of Owner (Do not omit street or rural route number)	11. Name and Complete Mailing Address of Known Bondholders, Mortgagees, and Other Security Holders Owning or Holding 1 Percent or More of Total Amount of Bonds, Mortgages, or Other Securities (Do not omit street or rural route number)	12. Name and Complete Mailing Address of Stockholder (Do not omit street or rural route number)
CHUCK LARSON, 500 91-CORSETT BLVD., FARMINGDALE, NY 11735	500 91-CORSETT BLVD., FARMINGDALE, NY 11735		
13. Name and Complete Mailing Address of the Publisher (Do not omit street or rural route number)	14. Name and Complete Mailing Address of the Editor (Do not omit street or rural route number)	15. Name and Complete Mailing Address of the Business Manager (Do not omit street or rural route number)	16. Name and Complete Mailing Address of the Owner (Do not omit street or rural route number)
CHUCK LARSON, 500 91-CORSETT BLVD., FARMINGDALE, NY 11735	500 91-CORSETT BLVD., FARMINGDALE, NY 11735		
17. Name and Complete Mailing Address of the Publisher (Do not omit street or rural route number)	18. Name and Complete Mailing Address of the Editor (Do not omit street or rural route number)	19. Name and Complete Mailing Address of the Business Manager (Do not omit street or rural route number)	20. Name and Complete Mailing Address of the Owner (Do not omit street or rural route number)
CHUCK LARSON, 500 91-CORSETT BLVD., FARMINGDALE, NY 11735	500 91-CORSETT BLVD., FARMINGDALE, NY 11735		
21. Name and Complete Mailing Address of the Publisher (Do not omit street or rural route number)	22. Name and Complete Mailing Address of the Editor (Do not omit street or rural route number)	23. Name and Complete Mailing Address of the Business Manager (Do not omit street or rural route number)	24. Name and Complete Mailing Address of the Owner (Do not omit street or rural route number)
CHUCK LARSON, 500 91-CORSETT BLVD., FARMINGDALE, NY 11735	500 91-CORSETT BLVD., FARMINGDALE, NY 11735		
25. Name and Complete Mailing Address of the Publisher (Do not omit street or rural route number)	26. Name and Complete Mailing Address of the Editor (Do not omit street or rural route number)	27. Name and Complete Mailing Address of the Business Manager (Do not omit street or rural route number)	28. Name and Complete Mailing Address of the Owner (Do not omit street or rural route number)
CHUCK LARSON, 500 91-CORSETT BLVD., FARMINGDALE, NY 11735	500 91-CORSETT BLVD., FARMINGDALE, NY 11735		
29. Name and Complete Mailing Address of the Publisher (Do not omit street or rural route number)	30. Name and Complete Mailing Address of the Editor (Do not omit street or rural route number)	31. Name and Complete Mailing Address of the Business Manager (Do not omit street or rural route number)	32. Name and Complete Mailing Address of the Owner (Do not omit street or rural route number)
CHUCK LARSON, 500 91-CORSETT BLVD., FARMINGDALE, NY 11735	500 91-CORSETT BLVD., FARMINGDALE, NY 11735		
33. Name and Complete Mailing Address of the Publisher (Do not omit street or rural route number)	34. Name and Complete Mailing Address of the Editor (Do not omit street or rural route number)	35. Name and Complete Mailing Address of the Business Manager (Do not omit street or rural route number)	36. Name and Complete Mailing Address of the Owner (Do not omit street or rural route number)
CHUCK LARSON, 500 91-CORSETT BLVD., FARMINGDALE, NY 11735	500 91-CORSETT BLVD., FARMINGDALE, NY 11735		
37. Name and Complete Mailing Address of the Publisher (Do not omit street or rural route number)	38. Name and Complete Mailing Address of the Editor (Do not omit street or rural route number)	39. Name and Complete Mailing Address of the Business Manager (Do not omit street or rural route number)	40. Name and Complete Mailing Address of the Owner (Do not omit street or rural route number)
CHUCK LARSON, 500 91-CORSETT BLVD., FARMINGDALE, NY 11735	500 91-CORSETT BLVD., FARMINGDALE, NY 11735		
41. Name and Complete Mailing Address of the Publisher (Do not omit street or rural route number)	42. Name and Complete Mailing Address of the Editor (Do not omit street or rural route number)	43. Name and Complete Mailing Address of the Business Manager (Do not omit street or rural route number)	44. Name and Complete Mailing Address of the Owner (Do not omit street or rural route number)
CHUCK LARSON, 500 91-CORSETT BLVD., FARMINGDALE, NY 11735	500 91-CORSETT BLVD., FARMINGDALE, NY 11735		
45. Name and Complete Mailing Address of the Publisher (Do not omit street or rural route number)	46. Name and Complete Mailing Address of the Editor (Do not omit street or rural route number)	47. Name and Complete Mailing Address of the Business Manager (Do not omit street or rural route number)	48. Name and Complete Mailing Address of the Owner (Do not omit street or rural route number)
CHUCK LARSON, 500 91-CORSETT BLVD., FARMINGDALE, NY 11735	500 91-CORSETT BLVD., FARMINGDALE, NY 11735		
49. Name and Complete Mailing Address of the Publisher (Do not omit street or rural route number)	50. Name and Complete Mailing Address of the Editor (Do not omit street or rural route number)	51. Name and Complete Mailing Address of the Business Manager (Do not omit street or rural route number)	52. Name and Complete Mailing Address of the Owner (Do not omit street or rural route number)
CHUCK LARSON, 500 91-CORSETT BLVD., FARMINGDALE, NY 11735	500 91-CORSETT BLVD., FARMINGDALE, NY 11735		
53. Name and Complete Mailing Address of the Publisher (Do not omit street or rural route number)	54. Name and Complete Mailing Address of the Editor (Do not omit street or rural route number)	55. Name and Complete Mailing Address of the Business Manager (Do not omit street or rural route number)	56. Name and Complete Mailing Address of the Owner (Do not omit street or rural route number)
CHUCK LARSON, 500 91-CORSETT BLVD., FARMINGDALE, NY 11735	500 91-CORSETT BLVD., FARMINGDALE, NY 11735		
57. Name and Complete Mailing Address of the Publisher (Do not omit street or rural route number)	58. Name and Complete Mailing Address of the Editor (Do not omit street or rural route number)	59. Name and Complete Mailing Address of the Business Manager (Do not omit street or rural route number)	60. Name and Complete Mailing Address of the Owner (Do not omit street or rural route number)
CHUCK LARSON, 500 91-CORSETT BLVD., FARMINGDALE, NY 11735	500 91-CORSETT BLVD., FARMINGDALE, NY 11735		
61. Name and Complete Mailing Address of the Publisher (Do not omit street or rural route number)	62. Name and Complete Mailing Address of the Editor (Do not omit street or rural route number)	63. Name and Complete Mailing Address of the Business Manager (Do not omit street or rural route number)	64. Name and Complete Mailing Address of the Owner (Do not omit street or rural route number)
CHUCK LARSON, 500 91-CORSETT BLVD., FARMINGDALE, NY 11735	500 91-CORSETT BLVD., FARMINGDALE, NY 11735		
65. Name and Complete Mailing Address of the Publisher (Do not omit street or rural route number)	66. Name and Complete Mailing Address of the Editor (Do not omit street or rural route number)	67. Name and Complete Mailing Address of the Business Manager (Do not omit street or rural route number)	68. Name and Complete Mailing Address of the Owner (Do not omit street or rural route number)
CHUCK LARSON, 500 91-CORSETT BLVD., FARMINGDALE, NY 11735	500 91-CORSETT BLVD., FARMINGDALE, NY 11735		
69. Name and Complete Mailing Address of the Publisher (Do not omit street or rural route number)	70. Name and Complete Mailing Address of the Editor (Do not omit street or rural route number)	71. Name and Complete Mailing Address of the Business Manager (Do not omit street or rural route number)	72. Name and Complete Mailing Address of the Owner (Do not omit street or rural route number)
CHUCK LARSON, 500 91-CORSETT BLVD., FARMINGDALE, NY 11735	500 91-CORSETT BLVD., FARMINGDALE, NY 11735		
73. Name and Complete Mailing Address of the Publisher (Do not omit street or rural route number)	74. Name and Complete Mailing Address of the Editor (Do not omit street or rural route number)	75. Name and Complete Mailing Address of the Business Manager (Do not omit street or rural route number)	76. Name and Complete Mailing Address of the Owner (Do not omit street or rural route number)
CHUCK LARSON, 500 91-CORSETT BLVD., FARMINGDALE, NY 11735	500 91-CORSETT BLVD., FARMINGDALE, NY 11735		
77. Name and Complete Mailing Address of the Publisher (Do not omit street or rural route number)	78. Name and Complete Mailing Address of the Editor (Do not omit street or rural route number)	79. Name and Complete Mailing Address of the Business Manager (Do not omit street or rural route number)	80. Name and Complete Mailing Address of the Owner (Do not omit street or rural route number)
CHUCK LARSON, 500 91-CORSETT BLVD., FARMINGDALE, NY 11735	500 91-CORSETT BLVD., FARMINGDALE, NY 11735		
81. Name and Complete Mailing Address of the Publisher (Do not omit street or rural route number)	82. Name and Complete Mailing Address of the Editor (Do not omit street or rural route number)	83. Name and Complete Mailing Address of the Business Manager (Do not omit street or rural route number)	84. Name and Complete Mailing Address of the Owner (Do not omit street or rural route number)
CHUCK LARSON, 500 91-CORSETT BLVD., FARMINGDALE, NY 11735	500 91-CORSETT BLVD., FARMINGDALE, NY 11735		
85. Name and Complete Mailing Address of the Publisher (Do not omit street or rural route number)	86. Name and Complete Mailing Address of the Editor (Do not omit street or rural route number)	87. Name and Complete Mailing Address of the Business Manager (Do not omit street or rural route number)	88. Name and Complete Mailing Address of the Owner (Do not omit street or rural route number)
CHUCK LARSON, 500 91-CORSETT BLVD., FARMINGDALE, NY 11735	500 91-CORSETT BLVD., FARMINGDALE, NY 11735		
89. Name and Complete Mailing Address of the Publisher (Do not omit street or rural route number)	90. Name and Complete Mailing Address of the Editor (Do not omit street or rural route number)	91. Name and Complete Mailing Address of the Business Manager (Do not omit street or rural route number)	92. Name and Complete Mailing Address of the Owner (Do not omit street or rural route number)
CHUCK LARSON, 500 91-CORSETT BLVD., FARMINGDALE, NY 11735	500 91-CORSETT BLVD., FARMINGDALE, NY 11735		
93. Name and Complete Mailing Address of the Publisher (Do not omit street or rural route number)	94. Name and Complete Mailing Address of the Editor (Do not omit street or rural route number)	95. Name and Complete Mailing Address of the Business Manager (Do not omit street or rural route number)	96. Name and Complete Mailing Address of the Owner (Do not omit street or rural route number)
CHUCK LARSON, 500 91-CORSETT BLVD., FARMINGDALE, NY 11735	500 91-CORSETT BLVD., FARMINGDALE, NY 11735		
97. Name and Complete Mailing Address of the Publisher (Do not omit street or rural route number)	98. Name and Complete Mailing Address of the Editor (Do not omit street or rural route number)	99. Name and Complete Mailing Address of the Business Manager (Do not omit street or rural route number)	100. Name and Complete Mailing Address of the Owner (Do not omit street or rural route number)
CHUCK LARSON, 500 91-CORSETT BLVD., FARMINGDALE, NY 11735	500 91-CORSETT BLVD., FARMINGDALE, NY 11735		

LOGIC FAMILIES

(Continued from page 48)

74Cxxx Standard CMOS. The 74C series is a direct descendant of the 4000 and 40H00 metal-gate CMOS families. Supply voltages can vary from 3 VDC to 15 VDC. Two distinguishing characteristics set 74C gates apart from their predecessors. First, 74C pinouts are laid out to correspond to their TTL counterparts. For example, a 74C00 CMOS NAND gate has the same pin layout as the 7400 TTL NAND gate. Such pin-to-pin compatibility allows CMOS parts to be used instead of TTL parts without major redesign of a circuit. The 74C family also has a substantially smaller current output capacity than either the 4000 or 40H00 families.

Even with such improvements, the 74C series retains many undesirable characteristics of older CMOS devices. Propagation delays are long for metal-gate CMOS gates. Delays of 90 ns are common for 74C gates. Such low performance limits the gate to operating frequencies below 2 MHz. Power dissipation in metal-gate CMOS depends on the operating frequency. At DC or low frequencies, CMOS gates dissipate almost no power. At higher frequencies, gate power can exceed 10 or 15 mW.

74HCxxx/74HCTxxx High-Speed CMOS. High-speed CMOS is designed to overcome some of the disadvantages that have plagued older CMOS families. The 74HC family is designed to operate from a supply voltage of 2 VDC to 6 VDC—ideally 5 VDC to coincide with TTL levels. Gate speed is substantially reduced. A 74HC gate offers about 20 ns of propagation delay. A 74HCT gate works in about 40 ns. Both high-speed families dissipate far less than 1 mW of power-per-gate.

An important difference between 74HC and 74HCT families is input compatibility. High-speed CMOS (74HC) gates running at 5 VDC require a logic-1 input to exceed 3.15 VDC. TTL gates only guarantee a logic-1 output of 2.4 VDC. As a result, a logic-1 output from a TTL gate will not guarantee a logic-1 input to a 74HC gate. TTL and 74HC gates are not considered compatible for that reason. However, a

pull-up resistor added to the TTL gate's output as shown in Fig. 6 should raise the TTL output level enough to ensure at least 3.15 VDC.

A 74HCT CMOS gate is fully compatible with TTL outputs. The "T" attached to HCT indicates TTL compatibility. At a supply voltage of 5 VDC, a 74HCT gate requires a minimum logic-1 input of 2 VDC, and a maximum logic-0 input of 0.8 VDC. Because those requirements coincide with TTL specifications, a TTL gate will drive a 74HCT gate directly. Both the 74HC and 74HCT families will provide a logic-1 output of about 4.0 VDC, and a logic-0 output of below 0.4 VDC. Such output characteristics will drive at least several TTL inputs properly. Just how many TTL inputs a 74HC or 74HCT gate will drive depends upon the input-current requirements of the particular TTL family.

74ACxxx/74ACTxxx Advanced CMOS.

Advanced CMOS logic provides the ultimate in CMOS-gate performance. When operated from a supply voltage of 5 VDC, a 74AC gate has about 3 ns of propagation delay, and a 74ACT gate has 5 ns of delay. Both families can operate at frequencies beyond 100 MHz, yet dissipate less than 0.5 mW of power-per-gate. Such characteristics make advanced CMOS logic ideal for high-performance, low-power circuits. Gates, flip-flops, buffers, registers, multiplexers, and simple memories are available in the 74AC and 74ACT families.

Parts in the 74AC family are not necessarily compatible with TTL outputs. A 74AC gate requires a minimum logic-1 level of 3.15 VDC. Because TTL outputs are only guaranteed for a logic-1 output of 2.4 VDC, the CMOS gate might not respond properly. TTL and 74AC gates are said to be incompatible for that reason. By adding a pull-up resistor to the TTL gate's output, the output voltage can be increased enough to drive the 74AC gate input.

A 74ACT gate is designed to be fully TTL compatible. A 74ACT requires a minimum logic-1 input of 2.0 VDC and a maximum logic-0 input of 0.8 VDC, so the output from a TTL gate will drive a 74ACT gate properly. Both the 74AC and 74ACT families provide logic-1 outputs well above 3 VDC and logic-0 outputs below 0.8 VDC, so both families can drive TTL gates directly. ■

CAPACITANCE METER

(Continued from page 58)

will give you the best calibration, subject of course to the accuracy of the meter you used.

The other method you can use will give acceptable results in the absence of another capacitance meter. Carefully measure R9, which is nominally 1 megohm, and R10, which is nominally 910,000 ohms. Then, adjust R11 until it satisfies this equation:

$$R11 = ((3,000,000 - R9) - R10)/2 \\ \approx 90,000 \text{ ohms}$$

Continue by adjusting R8 and R5 until they satisfy these equations:

$$R8 = ((30,000 - R6) - R7)/2 \\ \approx 900 \text{ ohms}$$

$$R5 = ((300 - R3) - R4)/2 \approx 53 \text{ ohms}$$

That procedure will relieve you of the resistor's 5% error, but not the 10% error of the timer's resistors.

Using the Meter. As I've said, the Capacitance Meter is user friendly. When calibrated and turned on, the Meter displays "Please Wait." During that time it measures and records any stray capacitance present. That value will vary from meter to meter, and from day to day on the same unit. After about 1.3 seconds, the Meter will display "Ready." If you have a capacitor in the test socket when turned on, the meter will read "Remove capacitor" instead of "Ready." Simply remove the capacitor and wait another 1.3 seconds for "Ready."

To use the Meter then, place a capacitor in the unit's test socket. Note which side of the test socket is the circuit ground. You should always place the negative terminal of electrolytic capacitors in the ground side. The Meter automatically detects the capacitor's presence, selects the appropriate range, and displays the result; the unit will also update the reading every 1.3 seconds. When you remove the capacitor, the display should return to "Ready."

If you measure large capacitors, the time between readings will increase. If you really test the Meter's limits, it will display "overrange" for capacitances larger than about 5000 μ F or if you accidentally place a resistor in the socket. ■

COMPUTER BITS

(Continued from page 61)

are all but unusable, so I haven't yet had the chance to try the Upgrade Assistant. When using the program, I keep asking myself whether the developers ever used it. If they had, it seems highly unlikely they would have done certain things the way they did.

In short, Remove-It's file-selection mechanism is about as user-friendly as a crocodile in heat. You can't simply arrow your way through a list of files and toggle a selection on or off. Instead, you must go through a convoluted series of nested dialog boxes for every file you select individually, delete the file, and then get unceremoniously dumped right back at the top of the list so you can start over. In its defense, Remove-It has a handy file viewer that, if the selection mechanism weren't so ridiculously awkward, would be quite useful in determining the fate of various files. (Actually, you don't have to go through the convoluted approach. There's an express mode that, from what I could tell, does the equivalent of "FORMAT C:". Not terribly appealing.)

So I'm still stuck on step 1. To deal with that task, it seems best to use good old File Manager, along with a couple of shareware programs. One is WinZip, a Windows-based front end for the PKZIP/PKUNZIP utilities. WinZip is a great program for examining the contents of Zip files. The other is a program called FmView. It is a File Manager add-on that gives you file-viewing capabilities simply by right-clicking on targets in File Manager. FmView supports tons of file formats, but you must register the program

to view graphics files. However, registration runs a mere \$15-\$30. FmView is a quality piece of work that I ran across on CompuServe. It has no fancy packaging, nor testimonials from a half-dozen computer magazines about how wonderful it is. (That's in marked contrast to another program discussed here.)

Anyway, I still have hope for Remove-It's Win95 Upgrade Assistant. I'll let you know how it goes in a future issue. ■

VENDOR INFORMATION

Remove-It
Vertisoft Systems, Inc.
Four Embarcadero Center
Suite 3470
San Francisco, CA 94111

Invest a stamp



Save a bundle

For the price of a stamp, you can get the latest edition of the federal government's free **Consumer Information Catalog** listing more than 200 free or low-cost government publications on topics such as federal benefits, jobs, health, housing, education, cars, and much more. Our booklets will help you save money, make money, and spend it a little more wisely.

So stamp out ignorance, and write today for the latest free **Catalog**. Send your name and address to:

Consumer Information Center
Department SB
Pueblo, Colorado 81009

MULTIMEDIA WATCH

(Continued from page 23)

package lets you quickly fill out paper forms on your computer. Formbuster lets you convert existing forms into electronic forms by importing them with a fax machine or scanner. Then you simply fill in the form using your keyboard or with information stored in a database. You can also edit the form image as well as the text, and add custom graphics, logos, signatures, and more. Formbuster costs \$99.95.


If you're planning a road trip, the *Microsoft Automap Road Atlas* version 4.0 will be helpful. That latest version of the popular trip-planning software calculates trip directions, refueling stops, and more. The computerized road atlas asks for a starting point, destination, and some traveling preferences, and then calculates a route to any one of nearly 150,000 places in the United States, Canada, and Mexico. It will also point out places of interest along the way. Driving preferences include such things as how many hours per day of driving, average speed, and the preferred types of roads. If you're in a hurry you'll want to stick to the highways while others might elect for more scenic routes with many stopping points. Road Atlas provides printed copies of maps and driving instructions. A database includes information on states and cities, ski resorts, national parks, mountains, forests, rivers, historic sights, and more. Road Atlas will set you back \$39.95.

Star Trek fans will love Simon & Schuster's *Star Trek The Next Generation Interactive Technical Manual* on CD-ROM for the U.S. Enter-

prise NCC-1701-D; it's not the original one, but it's the most powerful Enterprise ever. The disc lets you assume command of an inspection tour and move throughout the ship without restriction. You can walk the corridors, command the bridge, explore the holodeck, and check out engineering. This disc will probably become a collector's item.

MI Publishing lets you go fly fishing from the comfort of your own home with its *Fly Fishing: Great Rivers of the West* CD-ROM. The disc lets anyone take an interactive journey to the best fly-fishing waters west of the Mississippi, accompanied by six of the nation's top fly-fishing guides. Beginners can learn the sport from the water up and veterans can pick up a few tips from the pros. Fly Fishing sells for about \$35.

Johnny Mnemonic is not only a movie, it's also a game based on the movie. The CD-ROM from Sony Imagesoft takes the player into a cyberpunk world of the near future where Johnny the data courier must transport a vital package of information stored in memory chips implanted in his brain. But the package exceeds his own storage capacity and he must therefore download the information quickly or risk suffering a fatal overload. ■



"I did try their help line . . .
it's Dial-a-Prayer!"

Fix It Yourself!



- Hands-on, detailed, troubleshooting instructions
- “How to” primer for test equipment: oscilloscopes, frequency counters, video analyzers, etc.
- Schematic diagrams
- Trouble analysis flowcharts
- Preventive maintenance techniques
- Safety precaution checklists
- Comprehensive replacement parts list
- Directory of manufacturers

It's easy, fast, and rewarding to repair it yourself with the Electronics Repair Manual!

Leading Manufacturers Represented...

- Emerson • Nintendo • RCA • Technics
- Hitachi • Panasonic • Sanyo • Toshiba
- IBM • Pioneer • Sharp • Zenith
- NEC • Quasar • Sony and others!

✓ Dozens of Fix-It-Yourself Projects for...

- CD Players
 - VCRs
 - Televisions
 - Camcorders
 - Computer Equipment
 - Fax Machines
 - Telephones
 - Amplifiers
 - Car Radios
 - Air Conditioners
 - AM/FM Tuners
 - Thermostats
- ...and more!**

30-Day Free Trial!




Keep Your Skills Up-to-Date!

The Electronics Repair Manual and the Modern Electronics Manual will be a valuable reference for years to come. Supplements, each containing over 125 pages, add new repair projects, valuable insights into new technologies, diagnostic and repair techniques, electronics projects, and more schematic diagrams into your manual. Just \$35 each plus shipping and handling. Supplements are sent 4-5 times a year and are fully guaranteed. Return any supplements you don't want within 30-days and owe nothing. Cancel anytime.

NEW PRODUCTS

(Continued from page 6)

The interface also makes it easier and less confusing to use the PRO-2035. Even when you're away from the scanner, the computer can continue to search out the frequencies you want to monitor and record them into virtually unlimited numbers of memory locations.



The unit also comes with two built-in CI-V-interface converter jacks, eliminating the need for an external converter box. It provides signal decoding of CTC22 tones, DCS codes, and DTMF characters. The OptoScan535 is supported by such software programs as Probe, Scanstar, Scancat, Scanner Ware for Windows, Radio Manager for Windows, and Wave for Mac.

The OptoScan535 can also be used with Optoelectronics' Scout to achieve the company's patented Reaction Tuning. The Scout will automatically tune the PRO-2035, equipped with an OptoScan535, to the frequency recorded. The frequencies can also be recalled from any one of the 400 memories in the scout to tune the receiver by Memory Tune.

The OptoScan535 has a suggested list price of \$299. For more information, contact Optoelectronics, 5821 NE 14th Avenue, Ft. Lauderdale, FL 33334; Tel. 305-771-2050; Fax: 305-771-2052.

CIRCLE 90 ON FREE INFORMATION CARD

VOICE-OPERATED SWITCH

Azden Corporation's Model PTT-02 voice-operated (VOX) switch can give any radio the advantages of remote manual or voice-triggered transmission. Variable microphone gain, adjustable frequency equalization, and VOX gain are included. It can be used with all types of



microphones including dynamic and electret. A removable belt clip, Velcro tape, and a soft desk pad allow the device to be mounted just about anywhere.


An OFF/PTT/VOX switch allows either normal push-to-talk or VOX operation. An adjustable (from 0 to +8 dB) 2-kHz gain control, coupled with an overall gain control (0 to +10 dB), provides matching of most microphones to most radios, as well as shaping the frequency response for improved DX operation.

The PTT-02 VOX switch costs \$50. For additional information, contact Azden Corporation, 147 New Hyde Park Road, Franklin Square, NY 11010; Tel. 516-328-7500; Fax: 516-328-7506.

CIRCLE 91 ON FREE INFORMATION CARD

PORTABLE FRAME GRABBER

Intended for use with notebook and laptop computers, VideoLabs' VideoShot is a palm-sized, stand-alone frame grabber. The device plugs right into the parallel port, so there's no need to open the PC. The VideoShot will work using three AAA batteries, capturing 500 true-color frames when working with notebooks.



VideoShot can capture an image at 640 x 480 resolution in 16-million colors in one-thirtieth of a second. It is TWAIN compatible and works with all image-processing software, including PhotoStudio, Photoshop, and Corel Draw. For easy-to-use image editing, each unit ships with PhotoStudio software.

Video input is accomplished using VideoLabs' FlexCam, a camcorder, a VCR, or any other video source. It accepts both composite and S-video inputs. Depending upon the capabilities of the user's computer, a preview display rate of 8 to 12 frames per second is possible.

The VideoShot frame grabber has a manufacturer's suggested retail price of \$229. For further information, contact VideoLabs, Inc., 10925 Bren Road East, Minneapolis, MN 55343; Tel. 612-988-0055; Fax: 612-988-0066.

CIRCLE 92 ON FREE INFORMATION CARD

CELL-PHONE HEADSET

The ACS Stratus On-the-Go headset for wireless and cellular phones combines a noise-canceling microphone and earphone in a lightweight, comfortable package that frees the user's eyes and hands, relieves fatigue, and increases productivity. It connects to compatible cordless and cellular phones by way of a 2.5-mm audio-type plug and includes an adapter for 3.5-mm applications. Available in both patented Ear Capsule and Headband models, the headset weighs just half an ounce and features a unique cable configuration that prevents the cable from looping. That feature, along with hands-free operation, eliminates some of the safety hazards associated with using a cellular phone while driving.



The Stratus On-the-Go features a noise-canceling microphone that reduces background noise by 12 decibels. Wind and road noise are practically eliminated, making mobile calls sound as if they were being placed from an of-

fice. The microphone is attached to the headset on a flexible boom.

The Stratus On-the-Go headset has a suggested retail price of \$79.95. For more information, contact ACS Wireless, Inc., 10 Victor Square, Scotts Valley, CA 95066-3518; Tel. 408-438-3883; Fax: 408-438-7730.

CIRCLE 93 ON FREE INFORMATION CARD

CAR NAVIGATION GUIDE

The EtakGuide for Florida and Georgia, bundled with the Sony NVX-F160 navigation system, allows motorists to navigate every road and highway throughout the states of Florida and Georgia. They can select actual street addresses or key landmarks, restaurants, hotels, vacation sites, and other categories from a menu on the dashboard-mounted display.

The Sony system consists of the dashboard-mounted display, a CD-ROM player, and a global-positioning-system (GPS) receiver for precise navigation. The Florida/Georgia EtakGuide is the second CD-ROM guide to be released by Etak for the NVX-F160, following the California/Nevada guide.

The EtakGuide features "moving maps"—accurate, detailed road maps that show virtually every street in both states. Clear text and graphics identify and distinguish between interstate highways, toll roads, local streets, scenic routes, exit numbers, and ramp details. Available services at highway interchanges are noted by icons that indicate gas, food, lodging, and camping facilities. The multimedia map combines audio prompts and help screens, text descriptions, icons, colorful screen menus, photographs, illustrations, and music.

In Florida and Georgia, and California and Nevada, the appropriate EtakGuide CD-ROM is included in the purchase price (less than \$3000) of the Sony NVX-F160 GPS system. The EtakGuides are available separately for \$150 each. For more information, contact Etak, Inc., 1430 O'Brien Drive, Menlo Park, CA 94025; Tel. 800-773-5564. ■

CIRCLE 94 ON FREE INFORMATION CARD

5 BOOKS FOR ONLY \$4.95


WHEN YOU JOIN THE **Electronics Book Club®**

VALUES TO \$199.35


The leading source of information for electronics hobbyists for over 30 years!



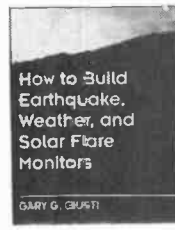
0350787 \$44.95 Hardcover



4199P \$17.95



0305226 \$34.95 Hardcover




0252092 \$19.95



9119018-XX \$32.95 Counts as 2



4179H \$28.95 Hardcover



2880P \$15.95



155016X \$34.95 Hardcover


Schaum's OUTLINE SERIES
ELECTRONIC DEVICES AND CIRCUITS
10102740 \$12.95

Troubleshooting and Repairing Computer Monitors
0054088-XX \$42.95 Counts as 2/Hardcover


0376107-XX \$59.50 Counts as 2/Hardcover

3279P \$26.95

4491P \$24.95



0376034-XX \$59.50 Counts as 2/Hardcover



0487375 \$24.95



2790P \$17.95



4394P-XX \$27.95 Counts as 2



3795P \$19.95



0112738-XX \$45.00 Counts as 2/Hardcover



3627P \$19.95



0240620 \$45.00 Hardcover



036432X \$27.95 Hardcover



0717753 \$19.95



4227P \$15.95




0374521 \$39.50 Hardcover



3711P \$19.95



015676X-XX \$69.00 Counts as 2/Hardcover



0404348-XX \$49.50 Counts as 2/Hardcover

As a member of the ELECTRONICS BOOK CLUB . . . you'll enjoy receiving Club bulletins every 3-4 weeks containing exciting offers on the latest books in the field at savings of up to 30% off the regular publishers' prices. If you want the Main selection, do nothing and it will be shipped automatically. If you want another book, or no book at all, simply return the reply form to us by the date specified. You'll have at least 10 days to decide. If you ever receive a book you don't want due to late delivery of the bulletin, you can return it at our expense. Your only obligation is to purchase 3 more books during the next 12 months, after which you may cancel your membership at any time. And you'll be eligible for FREE BOOKS through our Bonus Book Program.

A shipping/handling charge and sales tax will be added to all orders. All books are softcover unless otherwise noted. If you select a book that counts as 2 choices, write the book number in one box and XX in the next. (Publishers' Prices Shown) ©1996 EBC PE196

If card is missing, write to: Electronics Book Club, A Division of The McGraw-Hill Companies, P.O. Box 549, Blacklick, OH 43004-9918

TOP SECRET

CONSUMER TRONICS

2011 Crescent Dr., P.O. Drawer 537
Alamogordo, NM 88310

Voice: (505) 439-1776, 439-8551;
8AM - 7PM MST, Mon - Sat

Fax: (505) 434-0234, 434-1776 (orders
only; if you get voice, enter *111 #11 any time); 24-hr

Free Tech Support (relates directly to your
order or prospective order): Tues. and Thurs. only.

10% Off on orders \$100+; 15% Off over \$200+ Add \$5
total SH (US, Canada). All items in stock. VISA, MC, Card OK.

No CODs or "bill me". New Catalog (200+ offers) \$2 w/
order. \$5 w/ check or MO. NO dealers. Since 1971. As
seen on CBS "60 Minutes", Forbes, etc. By John Williams
- former Lockheed Senior Engineer, NMSU CS Professor,
DOD Electronic Weapons Engineer, NIH Health Physicist.
Wanted: 7 MAC III, PC486, better - buy, trade.

*All software supports all IBM-PC compatible
x86 systems (8086 - Pentium)

OFF-THE-SHELF HARDWARE

Van Eck Systems ♦ Data Card Reader/Writers ♦
ATM2 ♦ RF/EM Radar/AR Detectors/Receivers/Amplifiers/Blasters ♦ Security Surveillance
♦ EM Lab/Weaponry Countermeasures ♦ Neuro-
phone/Rife/Hieronymus Resonant Crystal Radionics
♦ Voice Disrupters ♦ Phone Color Boxes ♦ DTMF De-
coders ♦ Lineman's Handsets ♦ Bug & Tap Detector/
Blaster ♦ Carjack/Kidnap Follower ♦ Hearing Assistor/
Shriek Module ♦ TENS ♦ 6th Sense Communicator ♦
Subliminal Mixer/Amp ♦ Levitator ♦ Vortex Generator
♦ Noise Cancelling System ♦ Ultrasensitive Sound/
Light/EMF Detectors ♦ Electronic Downer ♦ Laser
♦ Bacteria Detection Kit - more! See our New Catalog!

SPECIAL PROJECTS

We design/build/obtain/repair/modify/maintain/consult on
any device/system/process/project - electrical/electronic/
phone/computer/mechanical/appliances/automotive for busi-
ness/personal/invention need. Confidentiality guaranteed.
Describe and include \$30 pre-engineering fee (does not
obligate you). Time and cost estimates in 7-10 days.

The HACKER FILES

Compilation of 100s of the best articles written in
(ASCII) by top hackers & phreakers. Covers every major
topic in hackerdom! 3 HD Disks! \$59.

COMPUTER PHREAKING

Describes in detail how computers penetrate each other,
and how VIRUSES, TROJAN HORSES, WORMS, etc are
implemented. Dozens of computer crime and abuse
methods and countermeasures. Includes disk filled with
hacker text files and utilities, and the legendary FLU-
SHD+ protection system (Ed. Choice, PC Magazine),
BBS advice, password defeats, glossary - more!
Manual + Disks! \$39.

Beyond VAN ECK PHREAKING

Eavesdropping on TV and computer video signals using
an ordinary TV described in detail. Includes security in-
dustry reports. Range up to 1 KM. Plans include both
the Consumertronics and the original Top Secret Van
Eck designs! \$29.

CELLPHONE MODS

See our Catalog for our infamous cellphone modifica-
tion guide (\$69) - detailed, comprehensive, covers all
makes - 10 times more info than competitor's "guide".
(Do Special Projects (above) for up-to-date hardware/
software).

VOICE MAIL HACKING

How Voice Mail Box (VMB) systems are used and the
specific ways they are hacked. Includes ASPEN, MES-
SAGE CENTER, BIX, GENESIS, EZ, SYDNEY, PHONE
MAIL, AUDIO, CINDY, CENTAGRAM, SPERRY LINK,
RSVP, etc. Absolutely required for all users, sysops and
security personnel! \$29.

PBX HACKING

1,000s of PBXs are hacked to the tune of \$ billions/yr!
While "VOICE MAIL HACKING" details how VMSs are
hacked for "phun" and profit - including VMS methods
for hacking PBXs themselves - "PBX HACKING" ad-
dresses ALL issues relating to PBX hacking, including
countermeasures! Can your business or agency afford a
\$30,000 phone fraud loss (the average loss due to
hacked PBXs)? As described in Forbes Magazine. \$29

PHREAKING CALLER ID & ANI

Details on how they work and dozens of effective ways
of defeating Caller ID, ANI, *69, *57, and Call Blocking
and *67. Also describes Caller ID, Orange, Beige,
Cheese, and CF Boxes, ESS, SS7, E-911, various
CLASS services: CANA, NOM PLUS, CAM, DMW,
800-ECR, Diverlars, Extenders, Centralt - more! \$29.

Beyond PHONE COLOR BOXES

Discuz phone color boxes described - many circuits.
Plus Call Forwarding, Conferencing, Phreak History,
Glossary, Diverters, Extenders, Loops, REMOBS,
Bridging Heads, Cans, Optocorn, 3rd Party and many
other non-box methods - more. \$39.

ROBOFONE AUTODIALER

Powerful, versatile, menu-driven "Wargames" autodialer
lets you dial any quantity (up to 10K) or mix of local/
long distance numbers in any order, over any length of
time, whether busy or answered (your choice) and log
the times, commands and results to monitor, printer
and/or disk. Quick-dial directory of up to 600 numbers and
BUSY redial options. Direct modem command and control.
All Recall Codes, including VOICE and RINGING.
Optional shell to terminal program upon CONNECT. Exit
to menu or DOS (for batching). Manual + Disk! \$29.

Sold for educational purposes only

STOPPING POWER METERS

As reported on CBS "60 Minutes": How certain
devices can slow down - even stop - watt-hour meters
while loads draw full power! Device simply plugs into
one outlet and normal loads into other outlets. Also de-
scribes meter creep, overload droop, etc. Plans \$29.
I.O. MANUAL: External magnetic ways (applied to
the meter itself) to slow down and stop watt-hour meters
while drawing full loads. Plans: \$19. KW-HR
METER: How watt-hour meters work, calibration,
error modes (many), ANSI Standards, etc. Demand and
Polyphase Meters. Experimental results to slow and
stop meters by others. \$19. Any 2. \$38. All 3. \$59.

AUTOMATIC TELLER MACHINES

ATM crimes, abuses, vulnerabilities and details ex-
posed! 100+ methods detailed, include: Physical, Reg.
E. cipher, PIN compromise, card counterfeiting, mag-
netic stripe, false front, TEMPEST, Van Eck, tapping,
spoofing, inside job, super-cool vibration, pulse, high
voltage - others. Case histories, law, countermeasures,
detailed security checklist, labeled internal photos, fig-
ures. ATMs contain up to \$250,000 in cash! Recent
\$350,000 ATM crime spree still unsolved! \$39.

CREDIT CARD SCAMS

Cardholders, merchants, banks suffer \$ Billions in
losses annually because of credit card fraud. Describes
every known means of credit card fraud and scams.
Protect yourself! \$29.

CONS, SCAMS & SWINDLES

Cons & scams and related swindles fleece Americans of
\$100+ Billion per year! The most comprehensive sur-
vival manual on cons & scams of all kinds - from the
classic to hi-tech. Details on 100s and their many vari-
ations, and countermeasures. Protect yourself! \$39.

STEALTH TECHNOLOGY

Police radar is fascinating! It also has error rates of 10-
20%! Every known error mode - stealth methods and ma-
terial used to minimize radar reflections - tactic and
strategy to light unjust radar tickets (that cost you
\$100s in insurance and risk cancellation) - methods to
detect and jam signals - fully described! \$29.

SECRET & SURVIVAL RADIO

Optimum survival and security radio equipment, meth-
ods, freq allocations and volubility scrambling/encod-
ing. Includes small receivers/transmitters, telemetry, an-
tenna optimizations, remote monitoring and control, se-
curity, surveillance, and ultrasonic, fiber-optic and infra-
red commo. 70+ circuit plans, tables. \$29.

HIGH VOLTAGE DEVICES

HV devices plans: Stun Gun, Taser, Prod, Camer,
Flasher, Blaster, Zapper, Audio/RF/Radar, Janner,
Jacob's Ladder, Plasma & Van de Graaff Gen, Fence
Charger, Gelger Counter, Drone Gen., Flash Stunner,
Plant Stim., Kirlian, more! All plans for only \$29.

UNDER ATTACK!

Electromagnetic interference and Electronic Weapon
Attacks cause: Cancer, birth defects, and profound psy-
chological, neurological, cardiovascular and immune
system disorders! Destructive to people and plants. In-
equipment includes ACTUAL CASES OF EM ATTACKS
(we investigated!) Includes how to verify and pinpoint
EMI and electronic attack sources, and specific counter-
measures. \$29. EM BRAINBLASTER: Tutorial
and plans for powerful ELECTROMAGNETIC WEAPONS
and LAB DEVICES. Optimum circuits, freqs, waveforms,
duty cycles, intensities. Thorough. \$29. Both \$49.

RADIONICS MANUAL

Exciting electrical, electronic, electromagnetic thera-
peutic, diagnostic & preventive devices (mostly experimen-
tal). History, descriptions, plans (dozens), availabilities
of Radionics Devices from early to modern. While drugs
cost \$ Hundreds, electricity costs pennies! \$29. HEAL
YOURSELF: Plans for 3 major electronic therapeutic
devices of types approved by FDA. \$19. Both \$39.

CRYPTANALYSIS TECHNIQUES

Five powerful menu-driven crypto programs (in .COM and
BASIC source code) to analyze, decrypt "secure" ci-
pher texts. Worked-out examples. Recommended by presi-
gious "Computers & Security." Manual + Disk! \$29.

By an ORDER of the MAGNITUDE

the most comprehensive, hard-hitting, hi-tech sur-
vival book ever written! Topics include electronics,
computers, energy, weapons, concealment, revenge,
alarms, etc to survive today's dangerous world. We all
face increasingly financially and physically brutal times!
Direct expedient use of technology in various threat and
conflict environments and scenarios. \$49.

ROCKET'S RED GLARE

How to design and build solid-propellant amateur and
survival rockets. Emphasis on formulation, manufacture,
installation of propellant, motors, igniters, etc. Includes
list of commonly available materials, and the design of
launch pads and test beds and their electronics. \$29.

FIREWORKS!

How firecrackers (M-80s, blockbusters,
cherry bombs), small rockets, volcanos, fountains,
sparklers and safety fuses are made and colored.
Simple, cheap, common ingredients. \$9. Both \$36.

SAVVY DRIVING

Detailed, comprehensive manual describes 100+ tacti-
cal and strategic driving tips. Includes how to avoid and
evade criminals, avoid and evade head-on collisions and
other accidents, properly react to accidents, emergen-
cies and police pullovers, avoid tickets, minimize insur-
ance premiums and loss risk, prepare for trips and op-
timize routes and long-distance driving, optimize
parking, more. For all drivers - beginners to pros. \$29.

ULTIMATE SUCCESS MANUAL

Underpaid, overworked, harassed or abused? Victim of
office politics? Stuck in dead-end job? Can't find a
good job? Expect to be laid off, fired or transferred soon?
The ultimate no-holds-barred, looking-after-#1 Machiav-
ellian techniques to find, obtain, optimize and keep top
jobs, pay and benefits. THE RULES OF THE GAME FOR
A GAME WITHOUT RULES! From resume to CEO. \$29.

C & L ELECTRONICS

★ 90 DAY GUARANTEE ★
10 Day Inspection Period

BUY — SELL — TRADE

Assoc. Research 5040 AT	Hy Pot Tester	500.00
Bertan Assoc. Model 215	H.V. Supply, 3000 Volt, 5 M.A.D.C.	500.00
Dranetz 606	Powerline Analyzer	650.00
Dranetz 606-3	Powerline Analyzer	650.00
E.S.I. SR1	Standard Resistor, 100 Kilo Ohm	90.00
Fluke 332B	DC Voltage Calibrator	800.00
Fluke 721A	Lead Compensation	500.00
Fluke 895A	Differential Voltmeter	300.00
Fluke 1953A	Frequency Counter	450.00
Fluke 320B	Programmable Current/Volt Calibrator	1,500.00
Fluke 5200A	AC Calibrator	1,500.00
Fluke 6160A	Frequency Synthesizer	600.00
HP 141T	Display Section	500.00
HP 334A	Distortion Analyzer	600.00
HP 1630D	Logic Analyzer	1,000.00
HP 1712A	200 MHZ Scope	750.00
HP 1740A	100MHZ Scope	500.00
HP 1741A	100 MHZ Storage Scope	850.00
HP 1980BW/19860A/1950A		
HP 3320B	Oscilloscope Measurement Systems	1,200.00
HP 3330B	Automatic Synthesizer	400.00
HP 3467A	Automatic Synthesizer	800.00
HP 3490A	Logging Digital Multimeter	900.00
HP 3498A	Digital Voltmeter	300.00
HP 3575A	Extender	750.00
HP 3581A	Gain Phase Meter	1,000.00
HP 3581C	Wave Analyzer	900.00
HP 3722A	Selective Voltmeter	995.00
HP 4800A/4801A	Noise Generator	1,250.00
HP 5328A w/OPT 011	Vector Impedance Meter	450.00
HP 5340A	Counter, DC to 100MHZ, 9 digit	450.00
HP 5345A	Frequency Counter, 10HZ to 18GHZ	1,000.00
HP 7044A	Frequency Counter, DC to 500MHZ	1,000.00
HP 8405A	X-Y Recorder	500.00
HP 8443A	Vector Voltmeter	600.00
HP 8552A	Generator (less cable)	300.00
HP 8552B	IF Section	500.00
HP 8553B	IF Section	600.00
HP 8620A	RF Section	600.00
HP 8620C	Sweep Oscillator Frame	400.00
Krohn-Hite 3500	Sweep Oscillator Frame	500.00
Krohn-Hite 7500	Wideband Amplifier	400.00
Keithley 247	Wideband Amplifier	700.00
TEK C30B	P.S., 0-3KDVCC, 6MA	500.00
TEK DM5010	Scope Camera	300.00
TEK P6042	Programmable Digital Multimeter	700.00
TEK S-4	Current Probe, 50 MHZ	500.00
TEK SC504	Sampling Head	600.00
TEK TM503	Scope Module, 80 MHZ	600.00
TEK TM504	Mainframe	175.00
TEK TM506	Mainframe	175.00
TEK TM5003	Mainframe	200.00
TEK 454	Mainframe	500.00
TEK 465 w/DM44	150 MHZ Scope	700.00
TEK 465B	Scope, 100 MHZ	650.00
TEK 475	100MHZ Scope	650.00
TEK 485	200MHZ Scope	800.00
TEK R485	350 MHZ Scope	1,200.00
TEK PG508	300 MHZ Scope	1,200.00
TEK 520A	Pulse Generator	700.00
TEK 7A13	Vectroscope NTSC	600.00
TEK 7A22	Differential Comparator LED	400.00
TEK 7A24	Differential Amplifier	500.00
TEK 7A26	Amplifier	500.00
TEK 7B15	200MHZ Amp Dual Trace	100.00
TEK 7CTIN	Time Base	650.00
TEK 7D15	Curve Tracer, 0.5W	450.00
TEK 7D15	Counter/Timer	200.00
TEK 7D20	Programmable Digitizer	1,000.00
TEK 7S12	Sampling Plug-in	700.00
TEK 7T11	Sampling Sweep Unit	400.00
TEK T935	35 MHZ Scope	400.00
TEK 2901	Time Mark Generator	350.00
TEK 5111A	Storage Scope, 2 MHZ	600.00
TEK 7603	100MHZ Scope Mainframe	250.00
TEK 7844	Dual Beam Scope, 400MHZ	750.00
TEK 7904	500MHZ Scope Mainframe	450.00
Valhalla 2701B	DC Voltage Calibrator	1,500.00

SELLERS! Cash Paid Within 24 Hours!

P.O. Box 52153 Philadelphia, PA 19115 (215) 969-5519 Fax (215) 464-5856


Popular Electronics Market Center™

Paperback Books

GREAT BOOKS AT BUDGET PRICES



100 RADIO HOOKUPS
—#7—\$3.00

First published in May, 1923 this popular booklet went into reprint editions nine times. It is packed with circuits, theory, antenna installation and tips on consumer radio receivers that were popular in the early 1920's. Antique radio buffs and those inquisitive about the early days of radio will find this booklet an exciting, invaluable and excellent reference into the minds of early-day radio listeners. Sorry, we cannot honor the original 25-cent cover price.




INTERNATIONAL RADIO STATIONS GUIDE—BP255
—\$9.95

Provides the casual listener, amateur radio DXer and the professional radio monitor with an essential reference work designed as a guide for listening to the complex radio bands. Includes coverage on Listening to Shortwave Radio, ITU Country Codes, Worldwide Radio Stations, European Long Wave and Medium Wave Stations, Broadcasts in English and more.



HOW TO USE OP AMPS
—BP88—\$5.95

The engineer's best friend is the op amp. This basic building block is found in many circuits, analog and digital alike. The op amp finds many useful purposes such as: oscillators, inverters, isolators, high- and low-filters, notch and band-pass filters, noise generator, power supplies, audio, MIDI, and much more. Prepared as a designer's guide, some limited math is used, however engineers and hobbyists alike find it a useful text for their design needs.



WIRELESS & ELECTRICAL CYCLOPEDIA
—ETT1—\$5.75

A slice of history. This early electronics catalog was issued in 1918. It consists of 176 pages that document the early history of electricity, radio and electronics. It was the "bible" of the electrical experimenter of the period. Take a look at history and see how far we have come. And by the way, don't try to order any of the radio parts and receivers shown, it's very unlikely that it will be available.

ELECTRONIC TECHNOLOGY TODAY INC.
P.O. BOX 240, Massapequa, NY 11762-0240

Name _____
Address _____
City _____ State _____ Zip _____

SHIPPING CHARGES IN USA AND CANADA

\$0.01 to \$5.00	\$2.00
\$5.01 to \$10.00	\$3.00
\$10.01 to 20.00	\$4.00
\$20.01 to 30.00	\$5.00
\$30.01 to 40.00	\$6.00
\$40.01 to 50.00	\$7.00
\$50.01 and above	\$8.50

SORRY No orders accepted outside of USA & Canada


Total price of merchandise	\$ _____
Shipping (see chart)	\$ _____
Subtotal	\$ _____
Sales Tax (NYS only)	\$ _____
Total Enclosed	\$ _____

All payments must be in U.S. funds!

Number of books ordered

ET01

RAINBOW KITS



FM STEREO TRANSMITTER

Own your own FM radio station. Any stereo signal you plug into the FMST-100 will be transmitted to any FM radio tuneable from 76 to

108MHz FM. Transmit a wireless link through an auditorium, from your car to your camper, listen to your CD's while mowing the lawn. Play music on one channel sing on the other. Clarity is excellent, approx. 40dB stereo separation. Length of antenna determines the distance of transmission. Complete with stereo input level controls & crystal for stereo separation. 9v battery operation. SIZE: 1.5" x 2.5" x 3"

FMST-100 KIT \$29.95 / Cabinet \$8.95




PHONE TRANSMITTER

Small but mighty, it fits anywhere. Phone line powered, never needs batteries. Transmits both sides of a phone conversation

loud and clear, wireless, to any FM radio at great distances. Variable tunes from 70MHz to 130MHz FM. You can also use it as a speaker phone. SIZE: 1.25" x .6".

TEL-B1 KIT \$12.95 BUILT \$29.95



SUPER SNOOPER BIG EAR

Listen through walls, hear conversations across the room. Add a parabolic reflector and hear blocks away.

The BIG EAR can be hidden about anywhere. Makes an ultra sensitive intercom. Can be used as a 1.5W AMP. We supply a mini-electret mike in the kit. Power requirement 6 to 12v DC SIZE: 1.75" x 1"

AA-1 KIT \$10.95 BUILT \$29.95



WIRELESS FM MICROPHONE

Small but mighty this little jewel will out perform most units many times its price. It really stomps out a signal.

The WM-1 kit is a buffered wireless mike that operates from 80MHz to 120MHz FM, the frequency of any broadcast FM radio. Includes a mini-electret mike. 6 to 12v DC. SIZE: 1.25" x 1"

WM-1 KIT \$14.95




DC VOLTAGE MONITOR

If battery status is important, you need this kit. This kit uses 7 LEDs to monitor 12v DC in 1v, 1/2v, or 1/4v steps. Monitor 8v or 5v in 1/4v steps. Great for boats, motor homes, model planes or race car ni-cads. All parts and instructions are included. SIZE: 1.3" x 2.7".

VM-1 KIT \$7.95

KITS

The 10GHz Transmitter is back...



The "ZAPPER II"

With it's new and improved design it will not only test your radar detector... BUT it's tuned to the amateur radio band.

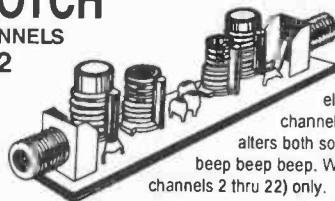
- While your out on American highways personally test yours and your fellow travelers radar detectors.

The "ZAPPER II" is a 10.450 GHz to 10.550 CW oscillator. It has a code key jack installed for those who want to send Morse code.

BUILT \$49⁹⁵ KIT \$39⁹⁵

TV NOTCH FILTERS


FOR CHANNELS 2 thru 22 ONLY



Our TV filters eliminate unwanted TV channels or interference that alters both sound and video with a beep beep beep. Works on cable channels 2 thru 22) only.

NOTE: All TV Filter Kits are sold for educational purposes only. You must obtain permission from your local cable company before using these filters on your cable system.

DF-222 KIT \$14.95



This Manual contains schematics, parts lists & P.C. board layouts for many of the Rainbow Kits. Use your own parts to construct our kits.

KIT BOOK

\$14.95 \$9.95 with the purchase of any kit.

Please add sufficient postage First lb \$5.00 Canada \$7.00 Additional LB. Add \$1.00 US FUNDS ONLY We will accept telephone orders for Visa or Mastercard



To Order Call 317-291-7262



ELECTRONIC RAINBOW INC

6254 LaPas Trail • Indianapolis, IN 46268 FAX 317-291-7269



STROBE LIGHT

Do you need an attention getter, warning light, or flashing light for model airplanes?

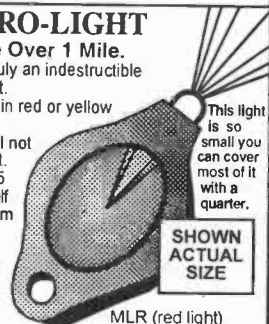
Then this kit is for you. Use it as an emergency light for your auto, radio tower, even use it on your bicycle. Has a variable flash rate. Power requirement 6 or 12v DC. Size 3.5"x1.9"

ST-1 KIT \$9.95

MICRO-LIGHT

Visible Over 1 Mile. This is truly an indestructible flash light.

- Comes in red or yellow light
- Bulb will not burn out.
- Uses a 5 year shelf life lithium battery.
- Case made of tough ABS.



This light is so small you can cover most of it with a quarter.

SHOWN ACTUAL SIZE

MLR (red light) MLY (yellow light) CHOICE \$9.95




4.0mW Laser Diode

Great for making a gun sight, use as a super experimenters project.

The beam is visible with a wavelength of 670 nm. Size of beam is 6mm at 5 meters. Power requirement 3 volts DC at 85mA. Size: 10.5mm x 18.5mm


LDM-5 New Low Price \$59.95



VOICE ACTIVATED SWITCH

This VOX circuit can be used to operate a tape recorder, ham radio, CB radio, or turn on an alarm. The VOX-1 kit has 100MA of output that operates a relay, light, motor, ? What could you do with a sound activated switch? Power requirement 7.5 TO 18vDC. SIZE: .1.5" x 1.3"

VOX-1 KIT \$6.95



WIDE BAND PREAMP

The ideal preamp for scanners, hand held radios, frequency counters. Amplifies low level

(weak) signals. If the signal is extremely low 2 amps can be used in series. 1MHz to 2.5GHz @ 2.8dB NF. 1dB compression = +0 dBm. Gain: 1MHz=20dB to 2.5GHz=6dB. Power requirement 12v DC @ 6Ma. SIZE: 1.2" x .8"

WBA-6 KIT \$19.95

Are Cable Companies Sucking You Dry?



**FREE
Catalog!**

**All Major
Brands!**

Take a Bite out of High Rental Fees
with your own

Converters & Descramblers



Everquest • Panasonic • Jerrold • Zenith • Pioneer • Scientific Atlanta • Oak • Eagle • Hamlin • Tocom



Order
Toll-Free **1 800 624-1150**

Call today for a FREE catalog!



M.D. Electronics



875 S. 72 Street • Omaha, NE 68114

© JERROLD, STARCOM, PANASONIC, ZENITH, PIONEER, OAK, SCIENTIFIC ATLANTA, EAGLE, HAMLIN, and TOCOM are all registered trademarks. All references to the above mentioned equipment is for identification purposes only. We are in no way implying that any of the products in this advertisement are original equipment. M.D. Electronics is in no way affiliated with the above mentioned companies or corporations.

CALL TOLL FREE
1-800-292-7711
1-800-445-3201 (Can)

C&S SALES

EXCELLENCE IN SERVICE

**WRITE FOR
FREE CATALOG**



**Line Tracker
MV-963**
\$52.95
(Infra-red Sensor)
The robot follows
a black line
on white paper
Preassembled PCB



**Dual-Display
LCR Meter**
w/ Stat Functions
B+K Model 878
\$239.95
Auto/manual range
Many features
with Q factor
High Accuracy

Electronic Tool Kit Model TK-1000
A professional organizer tool kit at affordable prices. No student should be without this unique tool kit that holds all the tools you need.
Including:
Diagonal Cutter
Long Nose Pliers
6" Wire Stripper
Solder 60/40
6" Screwdriver
6" Phillips Driver
Safety Goggles
IC Puller
3pc Nut Drivers
Iron 25W
Iron Stand
Solder Wick
Desoldering Pump
5 pc Solder Ease Kit
6pc Precision Screwdrivers



\$39.95



**Robotic Arm
Y-01**
\$49.95
(Wired Control)
Movement grabs
& releases,
lifts & lowers,
pivots from side to side



**Stereo Cassette Player
Kit**
**Model
TR-18K**
\$16.95
Headphones
Included



**Digital
Multimeter
EDM-83B**
\$175.00
Almost every
feature available
Bargain of the decade



**Elenco
LCR + DMM
LCM-1950**
\$79
12 Functions
Freq to 4MHz
Inductance
Capacitance



**Digital
Capacitance
Meter**
CM-1555
\$49.95
Measures capacitors
from .1pf to 20,000µf



**Digital
LCR Meter**
LCR-680
\$79.95
3-1/2 Digit
LCD Display
Inductance
1uH to 20MΩ



**Function Generator
GF-8026**
\$239
Int/Ext
Operation
Sine, Square, Triangle, Pulse
Ramp, .2 to 2MHz, Freq Ctr



**3-3/4 Digit Multimeter
BK-390**
\$139.00
0.1% DCV accy
Analog bar graph
Auto/manual ranging
Capacitance meas
Temperature probe



**Digital
Multimeter Kit
w/ Training Course**
M-2665K
\$49.95
Full function 34 ranges
Ideal school project
M-2661 (Assembled) \$55.00



**Frequency Counter
F-1225**
\$225.00
8 Digit LED display
Wide meas range
High sensitivity
Data hold function
Input impedance 1MΩ or 50Ω
10:1 input attenuation function

Fluke Multimeters
(All Models Available Call)

Scopemeters	70 Series
Model 97 \$1,795	Model 701I \$69.95
10 Series	Model 731I \$97.50
Model 10 \$62.95	Model 771I \$149
Model 12 \$84.95	Model 791I \$175
20 Series	80 Series
Model 291I \$175	Model 87 \$289



**Triple Power
Supply
XP-620**
By Elenco
\$75.00

3 fully regulated supplies; 1.5-15V @ 1A, -1.5 to -15V @ 1A or 3-30V @ 1A & 5V @ 3A Kit XP-620K \$49.95



**Quad Power
Supply
XP-581**
By Elenco
\$79.95

Four supplies in one unit; 2-20V @ 2.5A, 5V @ 3A, -5V @ .5A and 12V @ 1A. All regulated and short protected



**High Current DC
Power Supply
BK-1686** **\$169.95**
3 to 14 VDC Output
12A @ 13.8V

For servicing high power car stereos, camcorders, ham radios, etc. Connect 2 or more in parallel



**Wide Band
Signal
Generators
SG-9000**
\$124.95


RF Frequency 100K-450MHz
AM modulation of 1KHz Variable
SG-9500 150MHz \$239.00

**Telephone Kit
PT-223K**
\$14.95



Available
Assembled
PT-223
\$15.95

**Function Generator
Blox
#9600**
By
Elenco
\$29.95



Kit \$28.95
Sine, Triangle, Square Wave

**Learn to Build & Program
Computers with this Kit**



MM-8000
By Elenco
\$129.00

From scratch you build a complete system. Our Micro-Master trainer teaches you to write into RAMs, ROMs and run a 8085 microprocessor, which uses similar machine language as IBM PC.

Digital/Analog Trainer
Complete Mini-Lab For Building,
Testing, Prototyping Analog and Digital



By Elenco
in U.S.A.

XK-550
\$169.95
Kit
XK-550K
\$139.95

Designed for school projects, with 5 built-in power supplies. Includes a function generator with continuously variable, sine, triangular, square wave forms. All power supplies are regulated and protected against shorts.

**AM/FM Transistor
Radio Kit
with Training Course**
Model AM/FM 108
\$29.95

14 Transistor, 5 Diodes
Easy to build because
schematic is printed on the PCB
Makes a great school project
Model AM-550 AM Only \$17.95

**Telephone Line
Analyzer**



Kit TT-400K \$19.95
Assembled TT-400 \$26.95

WE WILL NOT BE UNDERSOLD
UPS SHIPPING: 48 STATES 5%
IL RES 7.5% TAX (\$3 min \$10 max)
OTHERS CALL

C&S SALES INC.

150 WEST CARPENTER AVENUE, WHEELING, IL 60090
FAX: 708-520-0085 (708) 541-0710



**15 DAY MONEY BACK
GUARANTEE**
FULL FACTORY WARRANTY

PRICES SUBJECT TO CHANGE WITHOUT NOTICE


CIRCLE 32 ON FREE INFORMATION CARD

**FREE PROBES
WITH ALL
SCOPES**

**ELENCO ♦ HITACHI ♦ B+K
SCOPES
AT GUARANTEED LOWEST PRICES**

**WRITE FOR
FREE
CATALOG**

**QUALITY - ELENCO OSCILLOSCOPES
2- YEAR WARRANTY**



60MHz


S-1360 \$775

Delayed Sweep

S-1365 \$849

Cursor Readout

- ♦ Voltage, Time
- ♦ Frequency differences displayed on CRT



40MHz


S-1340 \$495

2- Channel

S-1345 \$575

Delayed Sweep

- ♦ Beam Find
- ♦ Component Tester



25MHz

S-1325 \$325

2- Channel

S-1330 \$449

Delayed Sweep


- ♦ Beam Find
- ♦ Component Tester

Dependable Equipment at Affordable Prices

B+K 20MHz

2 Channel

Model 2120 \$389.00



Delayed Sweep

Model 2125 \$539.95

40MHz DUAL -TRACE

Model 1541B

\$749.95

- 1mV/div sensitivity
- Video sync separators
- Z axis input
- Single sweep
- V mode-displays 2 signals unrelated in frequency

60MHz DUAL-TRACE

Model 2160

\$949.95

- 1mV/div sensitivity
- Sweep to 5ns/div
- Dual time base
- Signal delay line
- Component tester
- V mode-displays 2 signals unrelated in frequency

100MHz THREE-TRACE

Model 2190

\$1,379.95

- 1mV/div sensitivity
- Sweeps to 2ns/div
- Dual time base
- Signal delay line
- 19kV accelerating voltage
- Calibrated delay time multiplier

**20MHz ANALOG with
DIGITAL STORAGE**

Model 2522A

\$869.95

- 20MHz analog bandwidth
- 20MS/s sampling rate
- 2k memory per channel
- 20MHz equivalent time sampling

HITACHI POPULAR SERIES

V-212 - 20MHz, 2 Channel	\$449.00
V-222 - 20MHz, DC Offset	\$695.00
V-422 - 40MHz, Dual Trace	\$849.00
V-522 - 50MHz, Dual Trace	\$975.00
V-523 - 50MHz, Delayed Sweep	\$995.00
V-525 - 50MHz, w/ Cursor	\$1,069.00

HITACHI COMPACT SERIES SCOPES

V-660 - 60MHz, Dual Trace	\$1,375.00
V-665A - 60MHz, DT, w/cursor	\$1,449.00
V-1060 - 100MHz, Dual Trace	\$1,549.00
V-1065A - 100MHz, DT, w/cursor	\$1,695.00
V-1085 - 100MHz, QT, w/cursor	\$2,125.00
VC-6045A - 100MHz, Digital Stor	CALL
VC-6025A - 50MHz, Digital Stor	CALL

**Elenco DS-203 20MHz, 10MS/s
Digital Storage Oscilloscope**



\$749

2K Word Per Channel • Plotter Output
8 Bit Vert. Resolution • 2048 Pts Hor.
Resolution • Much More.....

FLUKE SCOPEMETERS

A handheld instrument that combines a 50MHz, 25MS/s dual channel digital storage oscilloscope with feature-packed 3000 count digital multimeter.



Model 93 - \$1,225

Model 95 - \$1,549

Model 97 - \$1,795

- Autoset, automatically sets voltage, time & trigger
- Multimeter display;
- 3-2/3 digits (>3000 counts)
- True RMS volts; AC or AC+DC up to 600V

C&S SALES INC.

150 WEST CARPENTER AVENUE, WHEELING, IL 60090
FAX: 708-520-0085 (708) 541-0710

CALL TOLL FREE

1-800-292-7711

1-800-445-3201 (Can)



**15 DAY MONEY BACK GUARANTEE
FULL FACTORY WARRANTY**

ALL PRODUCTS ARE FACTORY NEW

PRICES SUBJECT TO CHANGE WITHOUT NOTICE


CIRCLE 32 ON FREE INFORMATION CARD

AMAZING Electronic and Scientific Products

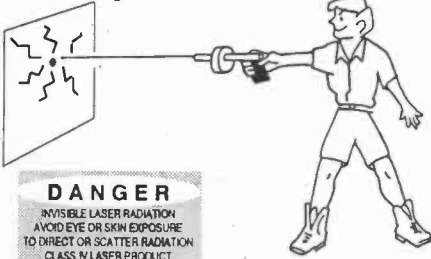
Mystery Levitating Device!

Remember War of the World? Objects float in air and move to the touch. Defies gravity, amazing gift, conversation piece, magic trick or great science project.

ANT1K Easy to Assemble Kit / Plans \$19.50



Laser Ray Gun



! DANGER !

INVISIBLE LASER RADIATION
AVOID EYE OR SKIN EXPOSURE
TO DIRECT OR SCATTER RADIATION
CLASS IV LASER PRODUCT

Advanced project produces a burst of light energy capable of burning holes in most materials. Hand-held device uses rechargeable batteries. 500 joules of flash energy excite either a neodymium glass, yag or other suitable 3' laser rod. This is a dangerous CLASS IV project (individual parts/assemblies available). LAGUN1 Plans \$20.00
LAGUN1K Kit / Plans Price on Request

Extended Play



Telephone Recording System

READY TO USE! Automatically controls and records on our X-4 extended play recorder, taping both sides of a telephone conversation. Intended for order entry verification. Check your local laws as some states may require an alerting beeper. TAP20X Ready to Use System \$129.50



Shocker Force Field/ Vehicle Electrifier

Neat little device allows you to make hand and shock balls, shock wands and electrify objects, charge capacitors. Great payback for those wise guys who have wronged you!
SHK1KM Easy to Assemble Electronic Kit \$24.50



Electric Charge Gun

All New Technology!



Stuns/immobilizes attackers up to 15 feet away!
*Legal in most state (not in NY, NJ, MA, WI) • More knock-down power than most handguns • No permanent injury • ID coded • Free 80KV stun gun with every purchase.
ECG1 Data Packet, Creditable toward purchase \$10.00
ECG10 Charge Gun, Ready to Use, w/Free 80KV Gun \$249.50


Homing / Tracking Transmitter

Beeper device, 3 mile range.
HOD1 Plans \$10.00 HOD1K Kit / Plans \$49.50

Listen Through Walls, Floors

Highly sensitive stethoscope mike.
STETH1 Plans \$8.00 STETH1K Kit/Plans \$44.50

Infinity Transmitter ++



Telephone Line Grabber/ Room Monitor / Controller

All New - The Ultimate in Home/Office Security & Safety!


Simple to use! Call your home or office, push a secret tone on your telephone keypad to access: • On premises sounds and voices • Ongoing phone conversation w/break-in capability • Up to 10 external electrical functions, lights, TV, alarms, coffee pots, heater, etc. CAUTION! Check legality with your state's attorney general's office before use for monitoring of voices.
TELECOM2 Kit, includes PC Board \$149.50
TELECOM2 Ready to Use \$199.50

Visible Beam Laser

Easy to build, RED Beam, visible for miles. Use for light shows, window bounce holography, cloud illumination and much more! LAS1KM Kit w/1mw Laser Tube, Class II \$69.50
LAS3KM Kit w/2.5mw Laser Tube, Class IIIA \$99.50

Life is Precious - Protect It!

Hard hitting 200,000 volts of crackling, sizzling plasma. Stuns and immobilizes most attackers
STUN40 Ready to Use \$69.50
STUN10 Smaller Unit \$39.00



Ion Ray Gun

Projects charged ions that induce shocks in people and objects without any connection! Great science project as well as a high tech party prank. IOG3 Plans \$8.00
IOG3K Kit/Plans \$69.50

Invisible Pain Field Generator

Shirt pocket size electronic device produces time variant complex shock waves of intense directional acoustic energy, capable of warding off aggressive animals, etc.
IPG7 Plans \$8.00 IPG7K Kit/Plans \$49.50
IPG70 Assembled \$74.50

1000 Ft++ Potato Cannon

NOT A TOY. Uses electronic or piezo ignition. CAUTION REQUIRED!
POT1 Plans \$10.00
(Dangerous Product).....\$10.00

FireBall Gun

Shoots flaming ball - two shot capacity Great for special effects and remote fire starting. CAUTION REQUIRED!
FIREBALL Plans (Dangerous Product).....\$10.00



TV & FM Joker / Jammer

Shirt pocket device allows you to totally control and remotely disrupt TV or radio reception. Great gag to play on family or friends. Discretion required.
EJK1KM Easy to Assemble Electronic Kit \$24.50

ATTENTION: High Voltage Fans!

4,000 volts in the palm of your hand! Experiment with anti-gravity, hovercraft, ion guns, force fields, plasma guns, shock devices, wireless energy and electrical pyrotechnics. Input: 9-14VDC.
MINIMAX4 Ready to Use \$ 19.50



"Laser Bounce" Listener System

NEW - Latest Technology! Allows you to hear sounds from a premises without gaining access. Aim at room window and listen to sounds from within via reflected laser light. Not for illegal use. Requires video tripods.
LWB3K 5mw Laser and Receiver Kit \$149.50
LWB30 Ready to Use, includes Laser Gun Sight \$199.50

5mw Visible Red Pocket Laser

Utilizes our touch power control!
VRL5KM Kit / Plans \$ 74.50



Electronic Hypnotism

Puts subjects under control using highly effective electronic stimuli. Intended for parties and entertainment but must be used with caution. Includes valuable text book reference and plans.
EH2 Plans and Text Book \$19.50

Automotive NEON!



Easy-to-Install
4-Tube Kit
for Cars, Trucks, Vans!
Available in Pink, Purple, Blue or Green - please specify color when ordering.
RG4K (Specify Color) \$ 129.50

Flash-To-Music Option for above kit FMU1 \$ 29.50



License Frame Kit (Specify Color)
LIC1K \$ 24.50

3 Mi FM Wireless Microphone

Subminiature! Crystal clear, ultra sensitive pickup transmits voices and sounds to FM radio. Excellent for security, monitoring of children or invalids. Become the neighborhood disk jockey!
FMV1 Plans \$7.00 FMV1K Kit and Plans \$39.50

Telephone Transmitter - 3 Mi

Automatically transmits both sides of a telephone conversation to an FM radio. • Tunable Frequency • Undetectable on Phone • Easy to Build and Use • Up to 3 Mile Range • Only transmits during phone use. VWPM7 Plans \$7.00
VWPM7K Kit/Plans \$39.50

INFORMATION UNLIMITED

Dept PEM18, Box 716, Amherst, NH 03031

Phone: 603-673-4730 FAX 603-672-5406

MC, VISA, COD, Checks accepted Please add \$5.00 Shipping & Handling


CATALOG

With many more items!
Free with Order or send \$1 P&H


Order by Mail or by 24 Hour Orders-Only Phone
800-221-1705

YOU ASKED FOR IT WE'VE GOT IT

SPECTRUM ANALYZER SCOPE ADAPTER



**1 MHz TO 500MHz
SPECTRUM
ANALYZER**



AS SEEN ON YOUR SCOPE

100% FACTORY ASSEMBLED NOT A KIT MADE IN THE USA

A MUST FOR EVERY SHOP:

The SA500ADP Spectrum Analyzer Scope Adapter works with any Scope. Just one connection to the Vertical & Trigger Inputs and any scope becomes a full function Spectrum Analyzer. Tune H.T.'s Filters, Mixers. Check all RF based Systems. The SA500ADP Scope Adapter will compliment

any Ham Shack, Radio Service Shop or EMI Test Lab.. **MADE IN THE USA** Not a kit. If you have been waiting for a low cost High performance Spectrum Analyzer at an affordable price, take Advantage of our special introductory offer. Add a 500MHz Tracking/Noise Generator for only \$100 and save a total of \$200.

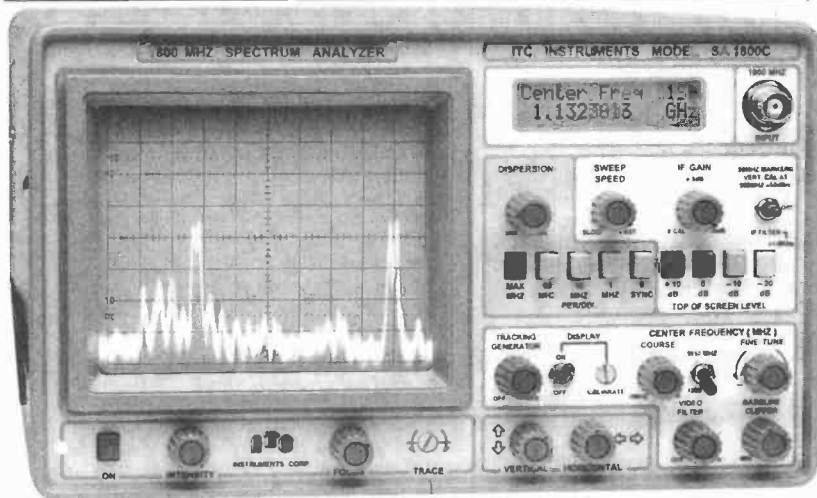
SA500ADP ONLY \$399.00

Add Tracking Gen. \$100.00

Introductory offer only

\$499.00

SAVE OVER \$200 Reg. price \$699



SETTING THE STANDARD

SA500A, SA1300B, SA1800C

SPECTRUM ANALYZERS

STARTING AT \$995.00

MADE IN THE USA

6" x 12" x 16" (H x W x D) (only 16 LB)

SA1800C Shown \$2395.00

Model SA1300B **1-1300 MHz In One Sweep \$1995.00** Options 1,3,5,6

SPECTRUM DISPLAY MONITOR \$995.00

The SA500A easily attaches to any receiver IF output jack. Providing a panoramic signal display of your scanner or communication receiver. The SA500A is a Full Function Spectrum Analyzer with +/- 5KHz Narrow Band Filter, Center Freq. Display, 50 MHz Marker. SA500A The first affordable Professional Spectrum Monitor/Analyzer for all serious Ham Radio and Radio Monitoring Operators. With Opt. 1,3,5,6

TWO FULL FUNCTION ANALYZERS

Quality & Performance with 80dB on Screen, -100 dBm Sensitivity, Center Freq. Display, +/- 5KHz Narrow Band Filter 50 MHz Marker. **DISPERSION ZOOM**, Baseline Clipper, Adjustable Sweep Speed, Video Filter, and 40dB Input Attenuation. SA1300B 1-1300MHz

SA1800C 1-1300 & 850-1850MHz **\$2395** With Opt. 1,3,5,6

ADVANTAGE INSTRUMENTS CORP. MC-VISA - DISCOVER call 800-566-1818

3579 Hwy. 50 East Carson City, Nevada 89701 702-885-0234 FAX 702-885-7600

PRICES & SPECIFICATIONS SUBJECT TO CHANGE WITHOUT NOTICE OR OBLIGATION. F.O.B. CARSON CITY NV. NV. RESIDENTS ADD SALES TAX.

CIRCLE 163 ON FREE INFORMATION CARD

ALL ELECTRONICS CORP.

QUALITY PARTS • DISCOUNT PRICES • FAST SERVICE

EXPERIMENTERS DELIGHT 20 MB TAPE BACK-UP SYSTEM

Interdyne Model # 6025
Designed to back-up an
IBM PC/XT/AT, DOS
2.0 or later.

These units were designed to do back-ups on a small roll of 1/4" magnetic tape. The units are 14.6" x 4.75" x 2.9" and weigh 10 lbs. The heavy-gauge metal chassis box contains a tape drive, power supply with fan and other components. Also includes IEC power cord, data cable and 2 rolls of back-up tape. Although these are new units, we do not wish to represent these as useable units.

We are selling them "AS-IS" for parts and experimentation.

PORTABLE SCSI CASE


Nearly complete case for SCSI device. Includes 40 watt power supply (5 Vdc @ 3 amps, 12 Vdc @ 2 amps) with cooling fan, power switch, fuse holder, LED socket, power input receptacle, two standard 50 pin SCSI interface jacks, molex-type power connectors, interior cable with 50 pin socket connector and interior mounting rails. Front face plate is an aftermarket piece that doesn't quite go with the box but serves the purpose pretty well. Absent from the case is the switch in back which specifies the device's position in the chain. This can be easily bypassed with a few 0.1" shorting jumpers (our CAT# SJ-1). Also not included is a standard IEC power cord (our CAT# LCAC-60). Off-white case is 14.25" X 7.38" X 3.26" and has a folding handle for easy carrying.

\$19⁹⁵ each

CAT# SCSI-1

2 for \$36.00

FORCE SENSING RESISTANCE PAD



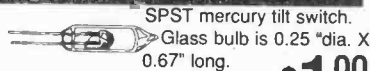
Interlink 7.5" x 11.5" x 0.03" thick plastic pad with two separate force sensing resistor circuits embedded in the pad. We have no factory specs or information on

the intended application for the product. It was probably designed for some sort of touch sensitive apparatus. The resistance circuits read between 1.5 Meg and 0.5 Meg when nothing is touching the pad. The resistance decreases to as low as 1.5K ohms when pressure is applied to the pad and appears to be dependent upon force and the amount of surface area acted upon. An interesting device for experimentation.

\$4⁵⁰ each

CAT# FSR-1

MERCURY TILT SWITCH



SPST mercury tilt switch. Glass bulb is 0.25" dia. X 0.67" long. Circuit is closed in vertical position. Rated 750 ma.

\$1⁰⁰ each

CAT# MS-15

720K 3.5" INTERNAL FLOPPY DRIVE

Sony # MP-F11W-2Z Brand new 720 KB floppy drives. Built for an OEM product, these are, in every way, compatible with PC/XT/AT computers except that the faceplate is slightly larger than those on exact replacements. The faceplate size on these is 4.04" X 1.23". (Normal size is 4" X 1"). The faceplate is removable and can be trimmed if desired. In some cases it may work without trimming. Also, we have found that, when used in 5.25" bays with the adapter kit below, the adapter can easily be modified to accommodate the unit. Because of this slight inconvenience, we are selling these drives at an incredibly low price.

\$14⁰⁰ each

CAT# MPF-11SF

INSTALLATION KIT for MPF-11SF

allows for installation into 5.25" drive bays. Simply cut and remove three plastic gussets to

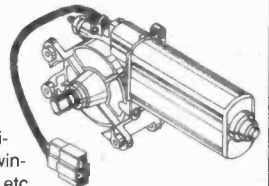
10 for \$120.00

INTERNET USERS!

Visit Our Web Site..
<http://www.allcorp.com/allcorp/>

12 Vdc GEAR MOTOR

ASMO brand 12 Vdc, reversible gear-head motor. Right-angle motor for automotive applications, power windows, sun-roofs etc.

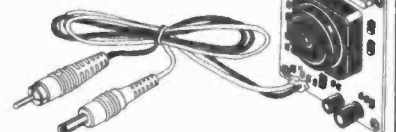


Great for robotics, winches and other hi-torque applications. 175 RPM @ 12 Vdc, 1.5 amps (no load). Works well from 6 to 24 Vdc. 10mm diameter X 15mm long dual flattened threaded shaft (thread pitch 1mm). Overall dimensions: 6.5" long X 2.75" X 3.5".

7" wire leads with molex-type connector. CAT# DCM-61 **\$17⁵⁰** each

MINIATURE BLACK AND WHITE CAMERAS

High-resolution, ultra-compact pc board CCD camera. 1.58" X 1.79" X 0.64".



Equipped with pinhole lens which can view objects from 2" to infinity in extremely low light (.5 Lux @ F 1.6). Infrared sensitive - works in total darkness with an infrared light source. Auto-iris for automatic light compensation. 18" shielded cable with RCA plug for video output. 20" cable with co-ax DC power plug (2.1mm center positive) 12vdc @ 150 ma. operation.

CAT# VC-200P **\$159⁰⁰** each

B/W CAMERA with AUDIO

Above camera with electret mike, audio board and 20" audio output cable with RCA plug. Same dimensions as above, but audio board adds 0.2" thickness to the assembly.

CAT# VC-200PA **\$169⁰⁰** each

MANUFACTURERS - We Purchase EXCESS INVENTORIES... Call, Write or Fax YOUR LIST.

CALL, WRITE or FAX For A Free 64 Page CATALOG.

Outside the U.S.A. send \$2.00 postage.

ORDER TOLL FREE 1-800-826-5432

MAIL ORDERS TO:
ALL ELECTRONICS CORP.
P.O. BOX 567
VAN NUYS, CA 91408-0567

E-MAIL allcorp@allcorp.com
FAX (818) 781-2653
INFO (818) 904-0524



NO MINIMUM ORDER • All Orders Can Be Charged to Visa, MasterCard or Discover • Checks and Money Orders Accepted by Mail • Orders Delivered In The State of California must Include California State Sales Tax • NO C.O.D • * Shipping and Handling \$5.00 for the 48 Continental United States - ALL OTHERS including Alaska, Hawaii, P.R. and Canada Must Pay Full Shipping • Quantities Limited • Prices Subject to change without notice.

CIRCLE 28 ON FREE INFORMATION CARD

HAPPY HOLIDAY SPECIALS... from the NEW EEB!!

25th


SCANNERS

AOR	AR2700	\$399.95
AOR	AR8000	\$599.95
AOR	AR3000A	\$1029
AOR	SDU5000	\$995.95
AOR	AR5000	\$CALL
Bearcat	BCT7	\$169.95
	BC120XLT	\$179.95
	SC150Y/B	\$169.95
	BC220XLT	\$224.95
	BC890XLT	\$229.95
	BC3000XLT	\$369.95
	BC9000XLT	\$369.95
Radio Shack	PRO26	\$339.95
	PRO46	\$179.95
	PRO60	\$299.95
	PRO2039	\$229.95
	PRO2040	\$219.95
	PRO2042	\$429.95

JOIN THE OPTO/AOR REVOLUTION!!! The Hottest Thing in Scanners in the Last 20 yrs.

Save up to
28%

- OPTO Electronics and AOR are revolutionizing the scanner world. The new Scout 40 version 3.1 and the AOR AR2700/AR8000 scanners gives you the *Intercept* power in your hands, that just a few years ago could only be a dream. Imagine having your scanner hop on a signal the instant someone presses the mic button. The Scout will *Reaction Tune* your AOR scanner in a blink of an eye to any locally generated signal.
- Scout/AOR system allows easy listening to communications at: Air shows, Car races, Sporting events, Accident scenes, Airports, Railroad, Theme Parks, Marinas, anywhere radios are use.
- Scout/AOR is a must for; Law enforcement, News service, TV/ Radio news crew, Swat teams, FBI, DEA, Border patrol, Whenever hearing what's going around you can be a matter survival.
- Here is what you need to start truly enjoying your scanner hobby; (1) Scout 40 (2) Scanner AR2700 or AR8000 (3) EEB modification to scanner including interconnect cable (CB-RT)



Shown with DB32
Antenna Optional \$29.95

EEB special package deal Save up to 28%

Scout 40, EEB mod w/cable and AR2700 (\$839.95) or AR8000 (\$1039). One year warranty on system included. Optional extended 3 year total system warranty \$79.95

!!REMEMBER!!

The AR8000 is the **only** portable on today's market that has true USB/LSB/SSB with 50 Hz steps.
Listen to easy to tune true SSB.

AR2700 & AR8000 are cellular block per FCC.
Unblocked units available to qualified users.

• AR2700 list \$499.95	EEB \$399.95
• AR8000 list \$799.95	EEB \$599.95
• Mods & system check	EEB \$50
• Cable CB-RT	EEB \$20
• Scout 40 list \$449.95	EEB \$399.95

PORTABLE SHORTWAVE

GRUNDIG	YB305	\$129.95
	YB400	\$179.95
	SAT700	\$459.95
SANGEAN	ATS202	\$89.95
	ATS303	\$89.95
	ATS606	\$149.95
	ATS818	\$147.95
SONY	ICF30	\$104.95
	ICF33	\$159.95
	ICF55	\$344.95
	ICF77	\$469.95
	ICFSW100	\$349.95
	ICF2010	\$344.95
	ICF7600G	\$179.95

CYBER SCAN AOR AR5000

The new AOR AR5000 is on it's way. At this writing (mid Sept) details are sketchy. *Internet* is buzzing and here are some of the tentative specs.

- 10KHz-2600 MHz • 1000 memories • All mode AM/FM/N/ FMW/LSB/USB/CW • IF band width 3 to 200KHz (7 filters) • 12VDC computer control 10.7 MHz IF output

Watch our next ad for more detailed information
Price in the \$2000 class



TABLE TOP RECEIVERS

AOR	AR3030	\$599.95 ^{sp}
DRAKE	R8A	\$1069
ICOM	R71A	\$CALL*
	R7100	\$CALL*
	R100	\$CALL*
JRC	NRD535DB	\$1699
Kenwood	R5000	\$1069
LOWE	HF150	\$569.95
	HF225E	\$959.95
	HR250	\$CALL*
WJ	HF1000	\$3799

CB RADIO

COBRA	29LTDWX	\$129.95
	IH140	\$99.95
	IH170	\$109.95
	93LTD	\$129.95
	148FGTL	\$249.95
	2010GTL	\$399.95
UNIDEN	PRO340	\$69.95
	PRO501XL	\$39.94
	PRO501AXL	\$79.95
	PRO538W	\$74.95

(* Lower Price (sp) Special Limited Qty

Night Vision

Imagine seeing in the dark. This state of the art scope allows you to observe by starlight, superior optics produce brilliant images. Ideal for hunting, neighborhood watch, security, wildlife, law enforcement and star gazing.



- (You'll see 1000s more stars)
- NV100 List \$449 **EEB \$339.95**
- NV100-1 w/Illuminator List \$499 **EEB \$379.95**
- NV100C compact List \$349 **EEB \$299.95**
- NV100C-1 w/Illuminator **EEB \$329.95**

GPS Global Positioning System

It's sweeping the industry and now prices start under \$200. Perfect gift for the Hunter, Camper, Boater, Outdoorsmen and fun for all! Know your location and altitude to within 300ft anywhere in the world. We carry all major GPS brands.



Magellen GPS2000 Only \$199.95

GE SUPERADIO III

Puts the fun back into AM Dx'ing

At last there is an AM/FM radio built for the radio aficionado. Has extra large ferrite rod antenna, R.F. amp stage, 4 I.F. stages, wide/narrow filter. 2 speakers, bass & tremble.



All adds up to superior reception!
It's also great on FM too!

New lower price this issue only:
From 11-15 to 1-15-96... \$54.95

All new expanded 1996 catalog. Hundreds of new items, you should have a copy by now...if not...get one!

CATALOG 1996

- SW
- Scanner
- Amateur Books
- Comm/Govt.



323 Mill St.
Vienna, VA. 22180
FAX: 703 - 938 3350

Orders: 800 368 3270
INFO/Metro: 703 938 3350
BBS: 703 938 3781
Internet: eeb@access.digex.net


- We'll match anyone's deal
- Prices subject to change
- Prices do not include freight
- Returns subject to 20% restock fee
- Sorry no COD's

ALFA ELECTRONICS

HIGH QUALITY TEST EQUIPMENT
BEST PRICE



DMM 89 \$199.95
Most Advanced DMM
All Purpose & Communication
-80.7 to 81.4 dBm with 4Q-1200Q
20 reference impedances
True RMS
Frequency counter: 0.01Hz-10MHz
Capacitance: 1pF-50,000µF
Measure AC volt to 20kHz
5000 counts, 0.1% accuracy
Auto/manual range, fast bar graph
Min/Max/Ave/DH/Relative/Zoom
Auto power off
Input warning
Splash proof
Volt, amp, ohm, logic, diode, continuity
Ruggedized case
Rubber holster included



DMM 2360 \$119.95
DMM+LCR Meter
Very Versatile DMM
Inductance: 1µH-40H
Capacitance: 1pF-40µF
Frequency: 1Hz - 4MHz
Temperature: -40-302 °F
TTL Logic Test: 20MHz
Diode, Continuity
Volt, Amp, Ohm
3999 count display
Peak Hold
Auto power off
Ruggedized case.
Temperature probe included
Rubber Holster \$8.00



DMM 20 \$74.95
Inductance: 1µH-40H
Capacitance: 1pF-200µF
Frequency: 1Hz-200Hz
Volt, amp, ohm, diode,
20 Amp AC/DC current
Transistor HFE
Continuity, duty %
Peak hold/Max
Ruggedized case
Rubber holster \$8.00

Full line of DMMs,
economy, compact,
ruggedized, solar cell,
automotive, heavy
duty, industrial,
starts from \$15.95

Fluke Multimeter
Fluke 12 \$84.95
Holster C-10 \$10
Fluke 70 II \$67.5
Fluke 73 II \$94
Fluke 75 II \$129
Holster C-70 \$16
Fluke 77 II \$149
Fluke 79 II \$169
Fluke 89 II \$169

Fluke 83 \$225
Fluke 85 \$259
Fluke 87 \$287


Fluke 97
Scope Meter \$1785



LCR Meter 131D \$229.95
Most Advanced LCR
Dual display: L/Q or C/D
Inductance: 0.1µH-1000H
Capacitance: 0.1pF-10,000µF
Impedance: 1mΩ-10MΩ
0.7% basic accuracy
Auto/manual range
Dissipation factor & Q factor
Serial & parallel mode
Relative mode for comparison
and to remove parasitics
Statistics, tolerance,
Best for design, incoming
testing & production
SMD and chip component
test probe \$25.00




LCR Meter 814 \$189.95
Best Resolution LCR
Inductance: 0.1µH-200H
Capacitance: 0.1pF-20,000µF
Resistance: 1mΩ-20MΩ
1% basic accuracy
Dissipation factor indicates leakage
in capacitor and Q factor in inductor
Zero adjustment to reduce parasitics
Best for high frequency RF
SMD and chip component test probe
\$25.00
LIMITED QUANTITY SPECIAL
DIGITAL LCR METER \$74.95
0.1pF, 1µH, 10mΩ resolution




Frequency Counter FC-1200 \$129.95
Frequency: 0.1Hz-1.25GHz
Display: 8 digit LCD
Period: 0.1µs-0.1s
Records Max/Min/Average
Data hold, relative mode
Telescoping antenna \$8.00
Deluxe case \$5.00

Also Available:
AC/DC clamp meter, Light meter,
Thermometer, pH meter, High
voltage probe, Digital caliper,
Anemometer, Electronic scale,
Force gauge, Tachometer,
Stroboscope, Humidity & EMF
adapter, Sound level meter,
Frequency counter, SWR/field
strength/power meter, Dip meter



20 MHz Oscilloscope with Delay Sweep PS-205 \$429.95
Dual Trace, Component test, 6" CRT, X-Y Operation, TV Sync, Z-Modulation, CH2 Output, Graticule Illum, 2 probes each has x1, x10 switch. Best price with delay sweep.
PS-200 20 MHz DUAL TRACE \$339.95
PS-400 40 MHz DUAL TRACE \$494.95
PS-405 40 MHz DELAY SWEEP \$569.95
PS-605 60 MHz DELAY SWEEP \$769.95
Scope Probe: 60MHz x1, x10 \$15, 100MHz x1, x10 \$22
250MHz x1, x10 \$29, 250MHz x100 \$39


Digital Storage Scope
DS-203 20MHz, 10M Sample/sec \$729.95
DS-303 30MHz, 20M Sample/sec \$849.95
DS-303P with RS-232 Interface \$1,049.95
Switchable between digital and analog modes
2 K word per channel storage
8 bit vertical resolution (25 Level/div)
Expanded Timebase 10ms/div - 0.5 s/div
Refresh, Roll, Save all , Save CH2, Pre-Trig
Plotter control



DC Power Supply PS-303 \$159.00
0-30 VDC, 0-3A output
Constant voltage & constant current mode
0.02% + 2mV line regulation
0.02% + 3mV load regulation
1 mVrms noise and ripple
Short circuit and overload protected
PS-8200 with digital voltmeter \$179.00
Also available: 30V/5A, 60V/3A, 60V/5A
16V/10A, 30V/10A



DC Power Supply Triple Output PS-8202 \$499.95
Two 0-30 VDC, 0-3A outputs
One fixed 5VDC, 3A output
Capable of independent or tracking operation
Constant voltage and constant current mode
Four digital meters for volt and current display
Excellent regulation and low ripple
Short circuit and overload protected
Also available: 30V/5A triple output \$549.95
Dual tracking 30V/3A, 30V/5A, 60V/3A, 60V/5A



RF SIGNAL GENERATOR SG-4160B \$119.00
100 kHz-150MHz sinewave in 6 ranges
RF Output 100mVrms to 35 MHz
Internal 1kHz, External 50Hz-20kHz
AM modulation
Audio output 1 kHz, 1 Vrms

AUDIO GENERATOR AG-2601A \$119.00
10Hz - 1MHz in 5 ranges
Output: 0-8Vrms sinewave
0-10Vp-p squarewave
Synchronization: ±3% of oscillation frequency per Vrms
Output distortion:
0.05% 50Hz - 50kHz
0.5% 50Hz - 500kHz
Output impedance: 600 ohm

FUNCTION GENERATOR FG-2100A \$169.95
0.2 Hz - 2 MHz in 7 ranges
Sine, square, triangle, pulse and ramp
Output 5mV-20Vp-p
1% distortion, DC offset ± 10V
VCF: 0-10V control frequency to 1000:1



RF SIGNAL GEN./COUNTER SG-4162 AD \$229.95
Generates RF signal same as SG-4160B
6 digit frequency counter 1Hz - 150 MHz for internal and external source Sensitivity <50mV

AUDIO GEN./COUNTER AG-2603AD \$229.95
Generates audio signal same as AG-2601A
6 digit frequency counter 1Hz-150MHz for internal and external sources Sensitivity <50mV

FUNCTION GEN./COUNTER FG-2102AD \$229.95
Generates signal same as FG-2100A
Frequency counter 4 digits
Feature TTL and CMOS output

SWEEP FUNCTION GEN./COUNTER \$329.95
0.5Hz to 5 MHz in 7 ranges
Sweep: Linear 10:1/Log 10:1 20ms to 2s
AM Modulation
Gated Burst, Voltage Control Generator
Generator Control Voltage & 8 digit counter
1Hz-10MHz for internal & external sources

ALFA ELECTRONICS
741 Alexander Rd., Princeton, NJ 08540

(800) 526-2532/(609) 520-2002 15 DAY MONEY BACK GUARANTEE. 1 YEAR WARRANTY
FAX:(609) 520-2007
CALL OR WRITE FOR FREE CATALOG AND BEST OFFER.
Visa, Master Card, American Express, COD, Purchase Order Welcome

CIRCLE 26 ON FREE INFORMATION CARD

January 1996, Popular Electronics 98

Robot Kits Kits Kits!!!

Sonic Rover Robot #3-174 \$27.95

A great, low-priced kit. Runs forward until it bumps object or hears loud noise, reverses, turns 90° & resumes. Molded body, red/green LED, great 48 page manual. Requires soldering. *An excellent first robot.* Two AA NiCads INCLUDED!



IR Light Sensing Robot #3-216 \$68.95

Clever infrared sensors system lets this robot wander around & avoids objects - even solve mazes! Dual motors, rubber tires, preassembled gears & circuit board. *No Soldering Required!* Three AA NiCads INCLUDED!



Wall Hugging Mouse Robot #3-215 \$29.95

Classic robot design escapes mazes using the "Left Hand Rule". Two motors & sensing switch guide it along walls and around corners. Preassembled gear box, plastic base & body. *No Soldering Required!* One C NiCad INCLUDED!



Cats watch out!

Mobile Robots Brains & Brawn Kit #3-148 \$489.00

Serious research robot platform from MIT. Develop programs in C or assembly. Includes 68HC11 CPU, memory, sensors, wheels, motors, chassis, software. Companion to Mobile Robots book (3-098). *NOTE: Indicate PC or Mac interface.*



Accessory Kits!

Power Shovel/Dozer #3-211 \$39.95

An excellent full function robot base! Wire controlled left, right, forward, reverse, plus scoop up & down. Kit has extra track & other useful parts. Two D size NiCads INCLUDED!



Electric Piston Deluxe 5-Pack #3-137 \$39.95

Incredible mini cylinders lift 1 pound! Just 10 cm long, shorten 23 mm with 1V, 5A. Cycles up to 6 times/min. Has five pistons, high current battery & full plans for 4 unique projects.




Solar Car Kit #3-217 \$59.95

Run in the sun! High efficiency solar panel (0.3V, 1200 mAh), special high torque motor & adjustable gearing. Clean design!



Batteries & Chargers



Earth Friendly - Wallet Friendly
High quality nickel-cadmium cells replace hundreds of disposables! Save money! reduce waste! Keep your robots rolling!

AA, 1.25V, 650 mAh	#3-269	\$2.95
C, 1.25V, 1400 mAh	#3-270	\$3.95
D, 1.25V, 1400 mAh	#3-271	\$3.95
9V, 7.2V, 100 mAh	#3-272	\$7.95

Special Charger, Quad AA #3-277 \$14.95

Charge 1 or 2 pair of AA or one 9V cell. Ideal for all kits above. *BONUS - Includes 4 AA NiCads!*



Charger, 8 Position #3-276 \$29.95


Fully charge up to 4 pairs of AAA, AA, C, D or up to four 9Vs - in just 4 hours!



Robot Store

Robot Builder's Bonanza #3-114 \$17.95

Practical, ready-to-use circuits, devices, mechanisms, sources, tools, vision, grippers, navigation & more! 336 pgs.



Gadgeteer's Goldmine #3-129 \$21.95

Unique high-tech projects & hard-to-find info. Robots, high voltage Tesla & Van de Graaff generators, Kirlian photos, lasers & much more! 400+ pgs.



Mobile Robots #3-098 \$39.95

From MIT, a complete guide to designing & building robots: hardware, software, sensors, motors, "subsumption" software. 300+ pgs. A must for all roboticists.



Sensors for Mobile Robots #3-145 \$59.95

Whoa! Everything about sensors: tactile, proximity, range, acoustic, laser, radar, microwave, path following, dead reckoning, compasses, gyros. Fun & intelligent!



507 Mechanical Movements #3-173 \$9.95

Reprinted from 1893 - when steam was king! Here are 100's of cams, clutches, linkages, latches, ratchets & more! *Don't reinvent the past - use it!* 120 pg. High powered!



The Robot Zoo #3-149 \$19.95

A big, imaginative & fun book about animals that work like robots, or maybe they're robots that work like animals? 50 pages. *For kids of all ages.*



Isaac Asimov's Ultimate Robot CD-ROM #3-135 or Windows #3-138 \$39.95

An incredible interactive collection of robot info, movie clips, demos & more. 100's of pictures, 50+ Asimov stories, animate on-screen robots. "Must have" resource all robot makers. *BONUS 12 pg "Explorer's Guide" FREE!*




Controlling the World With Your PC #3-165 \$35.00

Convert ordinary serial & parallel ports into object-detecting, motor-spinning monsters! 2 circuits AND software in BASIC, C and Pascal! 256 pages, with PC disk.



PIC Source Book #3-202 \$39.95

Program PIC processors the easy way! Proven code to duplicate 30 BASIC functions - serial I/O, analog input, sound, 16-bit math, more. Adaptable to other processors! 104 pgs, w/PC disk.



Order Toll Free!

24-hour Voice Order Line - VISA MasterCard

Request our FREE Robot Store Catalog!

Mondo-tronics

524 San Anselmo Ave. #107-99
San Anselmo, CA 94960
Questions: 415-455-9330
Fax: 415-455-9333
Email: info@mondo.com
Web: www.RobotStore.com

To Order:
Send check, MO or credit card info.
All orders add \$5.00 P & H.
Calif. orders also add sales tax.

International Orders Welcome! First Class P&H: \$12.00

Robotic Lawn Mower

WeedEater® VIP Robotic Solar Mower #3-224 \$1,999.00

An astounding advance in robots & lawn maintenance. Sun powered, whisper quiet, safe, emission free! Range limited by hurried wire boundary. Handles 1,450 m² (13,000 ft²), up to 20° slope. Frees you for other work (or to build robots!)



Video, Robotic Solar Mower #3-223 \$4.95

See the Robotic Solar Mower in action! Shows robot in operation. Blades, setup, even a time lapse sequence of the mower in action. 5 minutes, color, VHS NTSC only.

Robot Movies

We found all our favorites & more! VHS-NTSC format (all U.S. systems.) Ratings in parenthesis.

Video Special Offers!

Buy any 5, take \$10 off your total.
Buy any 10, take \$25 off your total.

• Classic Robot Films		
Metropolis - 1926 (nr)	#3-235	\$29.95
Frankenstein - Restored (nr)	#3-250	\$19.95
Forbidden Planet - 1956 (G)	#3-233	\$19.95
Day the Earth Stood Still (nr)	#3-251	\$19.95
2001: A Space Odyssey (G)	#3-144	\$19.95
Silent Running (PG)	#3-243	\$19.95
• Comedy Robot Films		
Dark Star (G)	#3-231	\$19.95
Sleeper (PG)	#3-244	\$19.95
Young Frankenstein (PG)	#3-252	\$19.95
• Adventure Robot Films		
Batteries Not Included (PG)	#3-255	\$19.95
D.A.R.Y.L. (PG)	#3-258	\$19.95
Short Circuit (PG)	#3-241	\$19.95
Short Circuit II (PG)	#3-242	\$19.95
Runaway (PG-13)	#3-240	\$19.95
• Action Robot Films		
Alien (R)	#3-226	\$19.95
Aliens (R)	#3-227	\$19.95
Alien III (R)	#3-228	\$19.95
Blade Runner - Director's Cut (R)	#3-256	\$19.95
Battlestar Galactica (PG)	#3-229	\$19.95
Logan's Run (PG)	#3-234	\$19.95
RoboCop (R)	#3-237	\$19.95
RoboCop II (R)	#3-238	\$19.95
RoboCop III (PG-13)	#3-239	\$19.95
Terminator (R)	#3-246	\$19.95
Terminator II (R)	#3-247	\$19.95
THX-1138 (PG)	#3-268	\$19.95
Westworld (PG)	#3-248	\$19.95
• The Star Wars Trilogy		
Star Wars (A New Hope) (PG)	#3-245	\$19.95
Empire Strikes Back (PG)	#3-232	\$19.95
Return of the Jedi (PG)	#3-236	\$19.95
Mondo Robot Video Library	#3-267	\$499.00
Get all 30 films & Save 18% - Over 50 hours of movies!!!		



PICProto Demo Kit #3-180 \$34.95

Discover PIC computer power. Quick & easy kit makes a variable speed metronome. PC board, speaker, parts & programmed PIC 16C54!


Muscle Wires Project Book & Deluxe Kit #3-168 \$59.95

Create direct linear action with Muscle Wires.™ They contract up to 5% when powered! For robots, models & anything needing strong all-electric motion. 128 page book, full plans for BORS - a motorless walking robot & 14 others. One meter each 50, 100 & 150 µm dia Muscle Wires. Go!





Are you overpaying . . .
. . . your cable company?

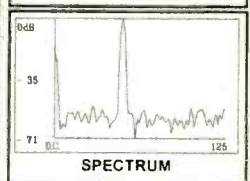
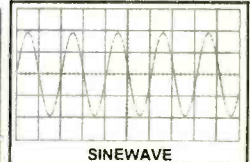
You are if . . . 
. . . you are leasing their equipment.

- Forest Electronics, Inc. offers a complete line of New Cable Decoders and Converters that are fully Compatible with your cable system.
- All systems come with: Remote Control, & Parental Guidance Feature. Volume Control is also available.
- All Equipment is fully guaranteed & comes with a 30 day money back option.

For More Information Call Us 24 Hours a Day At:
800-332-1996
 FAX: 708-860-9048

DIGITAL STORAGE OSCILLOSCOPE

\$189. The O-SCOPE is a pocket-size module that plugs into a PC's printer port and turns it into a DSO, Spectrum Analyzer, Freq. Counter, DVM and Data Logger. Accepts standard probes.



Includes software & instructions. Made in U.S.A.
 Inquiries and Orders Accepted at: **1-800-980-9806**
 Same-day shipping.

ALLISON TECHNOLOGY CORP.

Technical Phone: 713-777-0401 8343 Carvel
 FAX: 713-777-4746 Houston, TX. 77036
 BBS: 713-777-4753 U. S. A.

AMREL Offers Lowest Prices & Best Warranties on DC Power Supplies ANYWHERE!


3 YEAR WARRANTY



AMREL Offers Superior Analog Power Supplies Starting as Low as \$149.00

- Low Output noise rating less than 0.3mV.
- Line/load regulation rated at low 0.01% + 1mV.
- Transient response time of 50µ Sec.
- Overload protection, and Output enable/disable.
- Coarse and fine voltage/current adjustment.
- Auto series/parallel operations for triple output supplies.

3 YEAR WARRANTY



AMREL Offers Features And Prices on Digital Power Supplies That The Competition Can't Beat!

- Microprocessor controlled.
- User friendly keypad data entry.
- Low output noise rating less than 1mV.
- Line/Load regulation rated less than 2mV.
- Output enable/disable and Power off memory.
- Optional RS-232 interface capability.

Model	LPS-101	LPS-102	LPS-103	LPS-104	LPS-105	LPS-106	LPS-301	LPS-302	LPS-303	LPS-304	LPS-305
Rating	30V/1A	30V/2A	30V/3A	+30V/1A -30V/1A ±6.5V/3A	+30V/3A -30V/3A ±6.5V/3A	60V/1A	15V/2A(H) 30V/1A(L)	15V/4A(H) 30V/2A(D)	30V/3A	+30V/1A -30V/1A 5V/2A	+30V/2.5A -30V/2.5A 3.3-5V/3A
List Price	\$195	\$225	\$295	\$395	\$495	\$245	\$249	\$299	\$369	\$399	\$599
Sale Price	\$149	\$179	\$199	\$375	\$469	\$219	\$199	\$285	\$350	\$379	\$569



Call: **1-800-638-2020**



8931 Brookville Road • Silver Spring, Maryland 20910 • Fax: 800-545-0058 •

CIRCLE 46 ON FREE INFORMATION CARD

January 1996, Popular Electronics

SURVEILLANCE

FM TRANSMITTERS MINI (KITS)

- 3-VOLT FM XMTR, up to 300 ft. indoors, 1500 ft. outdoors
- PHONE XMTR, range to 500 ft., uses phone-line power
- Sound-Activated XMTR, range to 500 ft.
- 2-STAGE XMTR, 9-Volt, very powerful

All above require simple soldering at 2 to 4 places. \$29.95** ea.

TELE FM WIRELESS MONITORING SYSTEM. (Kit) \$99.00*

TELE CALL FORWARDER. Transfers incoming calls. \$99.00*

CALLER ID. Registers incoming number. \$99.00*

TEL REGISTER WITH PRINTER. Records dialed number, duration, and prints record. \$139.00*

12-HOUR LONG-PLAY RECORDER. Modified Panasonic. Records 6 hrs. on each side of 120 tape (supplied). Compatible with VOX and Tel Rec Adapter. \$119.00*

VOX VOICE-ACTIVATED SWITCH. Makes recorder self-activating with voices or other sounds. \$28.50**

TELE RECORDING ADAPTER. Records incoming and outgoing calls. \$28.50**

TELEPHONE SCRAMBLERS. Over 4,000 separate codes. \$199.00*

VOICE CHANGER. Changes man's voice to lady's and vice versa. \$49.00*

For Shipping & Handling add *\$5.00 and **\$2.00 per item. Colo. residents add sales tax. Mail Order, VISA, M/C, COD's o.k. Inquire for dealer prices. Free catalog.


MUCH, MUCH MORE — OUR 25TH YEAR!

TOLL FREE 1-800-926-2488

A.M.C. SALES, INC.

193 Vaquero Dr., Boulder, CO 80303
Tel: (303) 499-5405, Fax: (303) 494-4924
Mon.-Fri. 8 a.m.-5 p.m. Mtn. Time

CIRCLE 140 ON FREE INFORMATION CARD



If you are not getting this catalog you are missing out on some of the best deals in

electronics today! We have thousands of items ranging from unique, hard-to-find parts to standard production components. Call, write, or fax today to start your free subscription to the most unique catalog in the industry, filled with super values on surplus electronic and hobbyist type items. If you have a friend who would like to receive our catalog, send us their name and address and we will gladly forward them a complimentary 100 page catalog.


Why pay more? Call today.



340 East First Street Fax Order Line
Dayton, Ohio 45404 1-800-344-6324

Order Toll-Free
1-800-344-4465

CIRCLE 149 ON FREE INFORMATION CARD



Quality Microwave TV Systems

**WIRELESS CABLE - ITFS - MMDS
ATV - INTERNATIONAL - S-BAND**
Amplifiers • Antennas • Books • Components
Filters • Systems • Video Products

- RF Frequency 1990 - 2700 MHz
- Cable Ready - VHF - UHF Outputs
- SASE For "FREE" Catalog or Send \$1

PHILLIPS-TECH ELECTRONICS

PO Box 8533 • Scottsdale, AZ 85252

ORDER LINE 800-880-MMDS

CATALOG / INFO 602-947-7700


FAX LINE 602-947-7799

Visa • M/C • Amx • Disc • COD's • Qty Pricing

CHALLENGER SYSTEM
33-Channel 52dB+ Gain
Complete Grid \$265
Five Year Warranty
FREE SHIPPING


CIRCLE 164 ON FREE INFORMATION CARD

CABLE TV DESCRAMBLERS



We Carry A Full Line of Premium Descramblers And Converters Compatible With:

- **JERROLD™** (Add-ons and Combos)
- **GENERAL INSTRUMENTS™**
- **SCIENTIFIC ATLANTA™**
- **PIONEER™**
- **TOCOM™**
- **ZENITH™**
- **HAMLIN™**
- **OAK™** (all except Sigma)



GUARANTEED TO WORK OR YOUR MONEY BACK!

BEST PRICES FREE CATALOG

Please have the MAKE & MODEL # of your area's cable box ready when you call!

ALLSTAR ELECTRONICS HOURS: 9-6 M-F 10-3 Sat EST


1-800-782-7214

It is not the intent of Allstar Electronics to defraud any pay TV operator. Anyone implying theft of service will be denied assistance. All brand names are registered trademarks of their respective owners and are used for reference only. 110-64 Queens Blvd., #465, Forest Hills, NY 11375. NO NYS SALES!

New and Pre-Owned Test Equipment

Substantial **SAVINGS** on New & Pre-Owned B+K Precision, Fluke, Hewlett-Packard, Goldstar, Leader, Tektronix, and more ...

LG Precision New Oscilloscope Specials



FREE SHIPPING!
ON ALL LG PRECISION EQUIPMENT
ANYWHERE IN THE U.S.
Excluding AK & HI

Model OS-9100P → **\$999.00**
Full 100 MHz Bandwidth! SUPER SALE!

- Dual-Channel, High Sensitivity
- TV Synchronization Trigger
- Calibrated Delayed Sweep
- Includes Two Probes, 2 Year Warranty

Professional Quality Digital Storage Oscilloscopes at Affordable Prices!

- Transmit and Receive Data with Standard RS-232C Interface
- Includes FREE Comprehensive Communication Software
- Waveform Save, Calculation, and Print
- Dual Channel, Delayed Sweep, TV Synchronization Trigger
- 20 MS/s Sampling Rate, Two Save Memories
- Switch Between Analog and Digital Modes
- CRT Readout Including Measurement Cursors

Bandwidth	20 MHz	40 MHz	60 MHz
Model	OS-3020	OS-3040	OS-3060
SALE Price	\$1,199.00	\$1,599.00	\$1,899.00

Pre-Owned Oscilloscope Specials

Tektronix 465	100 MHz	\$589.00
Tektronix 465B	100 MHz	\$689.00
Tektronix 475	200 MHz	\$749.00
Tektronix 475A	250 MHz	\$849.00

- Professionally Refurbished
- Calibrated to Original Specifications
- Dual Channel, Calibrated Delayed Sweep
- 90 Day Warranty



Professional Computer Monitor Pattern Generator

Model 1280 \$429.00 **NEW!**

- Tests CGA, EGA, VGA, SVGA, and MAC II Monitors
- Outputs Interface to DB 9, HD 15, DB 15 and BNC
- Interlaced or Non-Interlaced
- Color Bars, Raster, and Crosshatch Patterns

20 MHz Sweep/Function Generator

Model 4040 \$499.00 **NEW!**

- 0.2 Hz to 20 MHz, 5 digit LED Display
- AM & FM Internal or External Modulation
- Sine, Square, Triangle, TTL, CMOS Outputs
- Burst Operation
- External 30 MHz Frequency Counter

Don't Leave Your Computer Unprotected!

Fairstone Uninterruptible Power System..... Reliable Blackout, Brownout, Spike and Surge Protection.

VA Rating	500	600	750
Model	P500	P600	P750
SALE Price	\$239.00	\$269.00	\$329.00

- Sleek Good Looks and Small Footprint Design
 - Cold Start Function, LCD Status Display
- Automatic Monitoring and Shutdown Software for Windows with cable Only \$79.00

Full line of Oscilloscopes, RF, Video & Audio Test Equipment,
Power Supplies, Meters, Probes and Accessories.



TOLL FREE 1-800-99-METER

1-800-996-3837

Availability of Equipment Subject to Prior Sale
Prices Subject to Change Without Notice

FOTRONIC
CORPORATION
P.O. BOX 708
Medford, MA 02155
(617) 665-1400
FAX (617) 665-0780

Service Electronics?

Make **TENMA**™ Your Test Equipment Source



#72-3055
20MHz
Oscilloscope

Low Price
Available Until
February 29, 1996

\$385⁰⁰

**Tenma Test Equipment Tested
Accurate, Proven Reliable**

Tenma fills the testing needs of today's service professional. The vast selection of benchtop and portable test equipment is available at truly affordable prices. This includes DMMs, Power Supplies, Function Generators, Oscilloscopes and more.

Look to MCM Electronics for the complete Tenma product offering. Call today for your free catalog filled with one of the widest selections of tools, repair parts, semiconductors and test equipment.

**FREE
CATALOG**



MCM ELECTRONICS®
650 CONGRESS PARK DR.
CENTERVILLE, OH 45459-4072
A PREMIER Company

Hours: M-F 7a.m. - 9p.m., Sat. 9a.m. - 6p.m. EST

Call Toll Free:

1-800-543-4330

GET FAST DELIVERY FROM OUR DISTRIBUTION CENTERS NEAR DAYTON, OH AND RENO, NV!

CODE: POP26

CIRCLE 165 ON FREE INFORMATION CARD

CONTROL
RELAYS • LIGHTS • MOTORS

MEASURE
TEMPERATURE • PRESSURE • LIGHT LEVELS • HUMIDITY

INPUT
SWITCH POSITIONS • THERMOSTATS • LIQUID LEVELS

<p>MODEL 30 \$79</p> <ul style="list-style-type: none"> • PLUGS INTO PC BUS • 24 LINES DIGITAL I/O • 8 CHANNEL • 8 BIT A/D IN • 12 BIT COUNTER • UP TO 14K SMP/SEC 	<p>MODEL 45 \$189</p> <ul style="list-style-type: none"> • RS-232 INTERFACE • 8 DIGITAL I/O • 8 ANALOG INPUTS • 2 ANALOG OUTPUTS • 2 COUNTERS-24 BIT
<p>MODEL 100 \$279</p> <ul style="list-style-type: none"> • 12 BIT 100 KHZ A/D • 4 ANALOG OUTPUTS • 3 TIMER COUNTERS • 24 DIGITAL I/O 	<p>MODEL 150-02 \$179</p> <ul style="list-style-type: none"> • RS-232 INTERFACE • TRMS, 20 AMPS • 12 BIT A/D • OPTO-ISOLATED • COMPLETE DMM
<p>MODEL 40 \$99</p> <ul style="list-style-type: none"> • RS-232 INTERFACE • 28 LINES DIGITAL I/O • 8 ANALOG INPUTS • PWM OUTPUT 	<p>MODEL 70 \$239</p> <ul style="list-style-type: none"> • RS-232 INTERFACE • 16 BIT A/D • 5.5 DIGIT • UP TO 60 SMP/SEC

Prairie Digital, Inc.

PHONE 608-643-8599 • FAX 608-643-6754

846 SEVENTEENTH STREET • PRAIRIE DU SAC, WISCONSIN 53578

CIRCLE 47 ON FREE INFORMATION CARD

CABLE TV

Converters & Descramblers

Compatible with
**Jerrold, Scientific Atlanta,
Pioneer, Oak, & Hamlin**
Equipment

BRAND NEW!
6-MONTH GUARANTEE
LOWEST PRICES
Volume Control & Parental Lockout Available


Greenleaf Electronics
1-800-742-2567
NO ILLINOIS SALES

It is not the intent of Greenleaf Electronics to defraud any pay television operator and we will not assist any company or individual in doing the same.

INSTEK Test & Measuring Instruments

20 MHZ, 2-Channel, OSCILLOSCOPE

- model #OS-622B
- 20MHz, Dual Channel
- High Sensitivity 1mV/DIV
- TV Synchronization
- Z axis input
- ALT Triggering Function
- Hold Off Function
- Trigger Level Lock Function
- CH 1 Output
- Includes Probes (x1, x10)
- 2 Year Warranty



Regular \$499.00 Sale \$389.95



Products International




800-638-2020



Test Instruments, Equipment, Tools & Supplies For Electronic Production, Maintenance & Service
8931 Brookville Road, Silver Spring, MD, 20910 * 800-638-2020 * Fax 800-545-0058

CIRCLE 130 ON FREE INFORMATION CARD

Electronic Training Videos



Learn electronics quickly and easily with UCANDO's computer-animated training videos. Students can learn at their own pace and professionals will find the UCANDO videos to be a valuable source of reference material. If these videos aren't the best learning tools you've ever seen, return them within 30 days for a

complete refund. These videos are being used by Tech-Schools, CET's, Military Branches, Ham Operators, Industries, and more, across the United States and around the world. Order today and see how UCANDO is ...

"Changing The Way The World Learns Electronics."

VCR Maintenance & Repair ... \$29.95 All others ... \$44.95 each
 • Intro to VCR Repair • Direct Current • Alternating Current • Semiconductors • Power Supplies • Amplifiers • Oscillators • Digital 1 • Digital 2 • Digital 3 • Digital 4 • Digital 5 • Digital 6 • AM Radio • FM Radio Part 1 • FM Radio Part 2 • TV Part 1 "Intro to TV" • TV Part 2 "The Front End" • TV Part 3 "Audio" • Fiber Optics • Laser Technology •

SAVE!!! 6 videos for only \$240 or 12 videos for only \$450



1-800-678-6113

or mail check or money order to:

UCANDO Videos

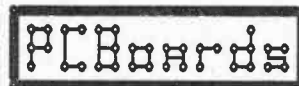
P.O. Box 928

Greenville, OH 45331



FREE Shipping ... FREE Catalog

CIRCLE 136 ON FREE INFORMATION CARD



PCB Artwork Made Easy!

PRINTED CIRCUIT DESIGN SOFTWARE for **Layout-Autorouting-Schematic**

- Supports all Video Modes including Super VGA
- Copper Flooding for Building Ground Areas
- Gerber and Excellon Output
- Create Negative & Positive Printouts
- Autoroute Single & Double Sided Boards
- Mirror Image Output for Laser & DeskJet™
- NEW DOS Pricing (Ask for New Price List)
- NEW! - DOS Ver. - PCBoards 2.0/ PCRoute 5.1
- Parts Library-Silk Layer-Includes All Output Drivers
- Great for All Circuit Design Projects!

Download Demos from BBS (205)933-2954

PCBoards Layout Only \$99

Windows™ Layout starts at \$149

Call or Write for Full Product Line, Prices & Demo Packages

PCBoards


2110 14th Ave. South
Birmingham, AL 35205

(800)473-7227

Fax (205)933-2954
Phone (205)933-1122

Learn MICROCONTROLLERS EMBEDDED SYSTEMS and PROGRAMMING with the New AES-10

The AES-10... a complete learning system, a complete embedded control system. Extensive manuals guide you through your 8051 development project. Assembly, BASIC, and C programmable. All hardware details, complete schematics. Learn to program the LCD, keypad, digital and analog I/Os. The entire board is software reconfigurable for your applications. Everything you need, nothing extra required.



80C32 Computer/Microcontroller board with:

- 32K Byte ROM, 32K Byte RAM • 2 by 16 Liquid Crystal Display • 4 by 5 Keypad • Two serial ports • 5 interrupt sources • 3 timers • A/D, D/A, PWM and digital I/O • Built in Logic Probe • Power supply (can also be battery operated) • Extended Intel BASIC and AES Monitor in ROM • RS-232 cable to connect to PC for programming • 8051/52 DOS Cross Assembler • Program disks with well documented examples • User's Manual, Language Manual, and Text (over 400 pages).

AES-10 \$285 Complete
Money Back Guarantee

Free Info Pack, M/C Visa
714 - 550-8094
Fax 714 - 550-9941




CALL 1 - 800 - 730-3232

970 W. 17th St., Santa Ana, California, 92706 USA

Motion Control System

\$249.95

Includes Stepper Controller Card, 12VCT Transformer, (2) 4 Phase Stepper Motors, Easy to use I.B.M Software! Connects to any I.B.M. Compatible LPT Port (1,2,3)...



* Nothing more to Buy!

- Easy Installation 15 minutes or Less!
- No Tools Required!
- Design Robots, Plotters, Laser Systems!
- Drives (2), 4 Phase Stepping Motors!
- Bi-Directional 8 Bit Read and Write Port!
- Board Addressable, 16 Possible Choices!
- Fits in Standard 19" inch Card Rack!
- With Additional Cards Control 32 Motors on 1 LPT Printer Port!
- Features Include: Variable Speed, Step, Range, Direction, and On/Off Control!
- Free QBasic & Gwbasic Source Code \$ 59.95 value! *

Send Check or M.O. to:

CYBERMATION

"Intelligent Controllers"

1943 Sunny Crest Dr., Suite 288,
Fullerton, CA 92635

Call Us Today!

Tel (714) 879-2000

Visa/Master Charge Accepted

* Add \$12.00 S&H; CA residents please add sales tax *

VOICE CHANGERS! ELECTRONIC KITS AND MORE!

ELECTRONIC KITS!

WE ACCEPT VISA, MC, MO, COD
SHIPPING & HANDLING EXTRA



BUY WITH CONFIDENCE FROM XANDI

- 30-DAY REFUND POLICY
- TECH SUPPORT NUMBER (602-894-0992)

- Powerful 2 stage audio amplifier.
- Tunes 88-108 MHz.
- Up to 1 mile range.
- Requires 9V battery. (Not Incl.)
- Sensitive, picks up sounds at the level of a whisper.



SUPER-MINIATURE FM TRANSMITTER
Super small FM transmitter. Use with any FM broadcast receiver. Easy to assemble, all chip (SMT) parts are pre-assembled to the circuit board.

XST500 E-Z Kit \$44.95

- Sensitive audio amplifier, picks up sounds at the level of a whisper.
- Tunes 88-108 MHz.
- Up to 1/2 mile range.
- Miniature photo battery mounts right on circuit board. (Included)



MICRO-MINIATURE FM TRANSMITTER
Including the battery, this is the Worlds smallest FM transmitter. Use with any FM broadcast receiver. Easy to assemble, uses pre-assembled circuit board.

XWB1000 E-Z KIT \$46.95

- Up to 1/2 mile range.
- Miniature photo battery mounts right on circuit board.
- Transmits at 143 MHz.
- Amazing audio sensitivity, picks up sounds at the level of a whisper.



CRYSTAL CONTROLLED FM TRANSMITTER
Including the battery, this is the Worlds smallest crystal controlled FM transmitter. Transmits to any scanner type receiver. Easy to assemble, uses pre-assembled circuit board.

XTL1000 E-Z KIT \$69.95

- Smallest Phone transmitter anywhere!
- Tunes 88-108 MHz.
- Up to 1/4 mile range.
- Attach to phone line anywhere in house.
- No batteries required, powered by phone line.



SUPER-MINIATURE PHONE TRANSMITTER
Worlds smallest FM phone transmitter. Use with any FM broadcast receiver. Easy to assemble, all chip components are pre-assembled to the circuit board.

XSP250 E-Z Kit \$28.95

- Dial your phone from anywhere and listen to the sounds inside your home.
- Two digit Touch Tone code for secure operation.



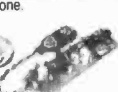
TELEPHONE SNOOP

The latest in home or office security. Call home from anywhere, enter a two digit security code, and hear the sounds in your home. Automatically turns on without ringing the phone, verifies code, then activates for one and a half minutes.

XPS-CASE KIT \$13.95

XPS1000 C KIT \$55.95

- Transmits a continuous beeping tone.
- Adjustable from 88 to 108 MHz.
- Up to 1 mile range.
- Works with any FM broadcast receiver.



TRACKING TRANSMITTER

Only 0.7 by 2.4 inches, the XTR100 operates at voltages of 3 to 18 Volts and is ideal for use in locating lost model rockets, bicycles, automobiles, games of hide and seek, and contests.

XTR100 C Kit \$29.95

- Covers 1 to 2,000 MHz.
- Compact hand held unit.
- Uses sensitive microwave transistor amplifier.
- Includes miniature loud speaker for audio indication of detected signals.



SUPER SENSITIVE BUG DETECTOR

When the XBD200 intercepts a signal in the 1 to 2,000 MHz range, it emits a growl that increases to a high pitched squeal as the signal strength increases.

XBD200 C Kit \$39.95

- Use with any FM broadcast receiver.
- Hear every sound in an entire house!
- Up to 1 mile range.
- Powerful 2 stage audio amplifier.



MINIATURE FM TRANSMITTER

The XFM100 has a super sensitive microphone and is capable of picking up sounds at the level of a whisper and transmitting them to any FM broadcast receiver.

XFM100 C Kit \$21.95


- Digital voice changing: male to female, female to male, adult to child, child to adult.
- Anonymity on any call.
- Button for normal operation.
- 16 levels of voice masking.



VOICE CHANGING TELEPHONE
STOP THOSE ANNOYING TELEPHONE CALLS! Sound older and tougher when you want to. Not a kit. Fully assembled. Single phone operation only.

TRANSITION 2000 \$89.95

- Digital voice changing: male to female, female to male, adult to child, child to adult.
- Use with any modular phone.
- 16 levels of voice masking.
- Connects between handset and phone.



VOICE CHANGING ACCESSORY
STOP THOSE ANNOYING TELEPHONE CALLS! Sound older and tougher when you want to. Not a kit. Fully assembled. Use with single or multi-line phones.

TRANSITION 2001 \$59.95

- Uninterrupted coverage of 800 to 950 MHz.
- Works with any scanner that can receive 400 to 550 MHz.



800-950 MHz SCANNER CONVERTER KIT
If your scanner can receive 400-550 MHz, just add the XLC900 for uninterrupted 800-950 MHz coverage. It converts all 800-950 MHz signals down to 400-550 MHz so your scanner can receive them! Add our custom case kit for that "Professional" look.

XLC-CASE KIT \$13.95

XLC900 C KIT \$49.95

- Transmit high quality stereo to any FM stereo receiver.
- Built-in output level monitor for quick and easy tuning.
- Ideal for use with personal CD player.



FM STEREO TRANSMITTER

Transmit full-bodied Hi Fi stereo to any FM stereo receiver. Separate left and right inputs and gain controls. Includes an output booster stage for greater range.

XFS-CASE KIT \$13.95

XFS108 C KIT \$39.95

XANDI Serving the public since 1981
ELECTRONICS, INC.
1270 E Broadway Rd. # 113, Tempe AZ 85282

TOLL FREE ORDER LINE: 1-800-336-7389
FAX LINE: 1-602-731-4748
ASK FOR FREE CATAG OF OUR PRODUCTS

SEND MAIL XANDI ELECTRONICS
ORDERS TO: BOX 25647
TEMPE, AZ 85285-5647

EARN MORE MONEY!

Be an FCC LICENSED ELECTRONIC TECHNICIAN!



Learn at home in spare time. No previous experience needed!

No costly school. No commuting to class. The Original Home-Study course prepares you for the "FCC Commercial Radiotelephone License." This valuable license is your professional "ticket" to thousands of exciting jobs in Communications, Radio-TV, Microwave, Maritime, Radar, Avionics and more...even start your own business! You don't need a college degree to qualify, but you do need an FCC License.

No Need to Quit Your Job or Go To School
This proven course is easy, fast and low cost! **GUARANTEED PASS**—You get your FCC License or money refunded. **Send for FREE facts now. MAIL COUPON TODAY!**

Or, Call 1-800-932-4268 Ext. 240

COMMAND PRODUCTIONS

FCC LICENSE TRAINING, Dept. 240
P.O. Box 2824, San Francisco, CA 94126
Please rush FREE details immediately!

NAME _____
ADDRESS _____
CITY _____ STATE _____ ZIP _____



Toll Free, 24 Hours! For orders, dial 800 445 7717. For Fax Facts Instant catalog sheet service, dial 317 849 8683. Computer BBS 317-579-2045. Fax: 317 849 8794.

Email: ACESCAN@aol.com. Mastercard, Visa, Checks, Approved P.O.'s & COD (add \$5.50) & AMEX, Discover. Prices, specs and availability subject to change. Ground shipping and handling charge \$6.95.

10707 E. 106th St. Fishers, IN 46038

ACE COMMUNICATIONS

CIRCLE 25 ON FREE INFORMATION CARD

Check Out These Deals From CIRCUIT SPECIALISTS!

Ball Bearing 12V DC Fans



csd-4010



csd-6025



csd-8025



csd-9225



csd-1225

These High Quality Fans feature Ball Bearings and Brushless DC Motors. All of them are designed to meet UL, CSA & VDE Standards. Design these fans into power supplies, computers or other equipment requiring additional air flows for heat removal. These fans are regular Circuit Specialists stock items — they are not surplus.

**INDUSTRY
BEST
PRICING!**

CAT NO	1	10	25	100
CSD 4010-12	\$ 9.88	\$ 6.38	\$5.48	\$4.87
CSD 6025-12	9.38	5.91	5.41	4.71
CSD 8025-12	8.88	5.85	5.19	4.49
CSD 9225-12	8.95	6.14	5.29	4.59
CSD 1225-12	11.45	8.96	7.82	6.85

**O.E.M.
PRICING!**

Specifications


CAT NO	DIMENSIONS (MM)	RATED VOLTAGE (V)	START VOLTAGE (V)	INPUT CURRENT (A)	AIR FLOW (CFM)	STATIC PRESSURE (INCH-H ₂ O)	SPEED (RPM)	NOISE LEVEL (dB)	WEIGHT (g)
CSD 4010-12	40x40x10mm	12	7	0.06	5.1	0.19	5,500	26	20
CSD 6025-12	60x60x25mm	12	5	0.13	13.7	0.165	4,500	28	65
CSD 8025-12	80x80x25mm	12	5	0.16	37.8	0.177	3,000	31	80
CSD 9225-12	92x92x25mm	12	5	0.32	42	0.18	2,800	37	95
CSD 1225-12	120x120x25mm	12	5	0.35	62	0.180	2,500	42	135

Ball Bearing AC Fans



csa-8038AC

Size: 80 x 80 x 38.5mm (3.15 x 3.15 x 1.5")
Weight: 370±10gm (0.82lb.)
Frame/Housing: Aluminum
Impeller: Glass reinforced thermoplastic UL94V-0
Bearing Type: Ball Bearing
Dielectric Strength: 1 minute at 1,500VAC/50-60Hz
Operating Temp: -20°~+85°C
Life Expectancy: 50,000 Hrs (at 25°C, 65%RH)
Motor Protection: Impedance Protected
Safety Approvals: Meets UL, CSA, VDE Standards



csa-1225AC

Size: 120 x 120 x 25.5mm (4.71 x 4.71 x 1.00")
Weight: 390±10gm (0.86lb.)
Frame/Housing: Aluminum
Impeller: Glass reinforced thermoplastic UL94V-0
Bearing Type: Ball Bearing
Dielectric Strength: 1 minute at 1,500VAC/50-60Hz
Operating Temp: -20°~+85°C
Life Expectancy: 50,000 Hrs (at 25°C, 65%RH)
Motor Protection: Impedance protected
Safety Approvals: Meets UL, CSA, VDE Standards

CAT NO	1	10	25	100
CSA8038AC	\$15.26	\$12.92	\$10.98	\$9.73

CAT NO	1	10	25	100
CSA1225AC	\$15.28	\$12.94	\$11.01	\$9.88

Specifications

CAT NO	DIMENSIONS (MM)	NOMINAL VOLTAGE (V)	FREQUENCY (HZ)	SPEED (RPM)	INPUT POWER (W)	AIR FLOW (M3/MIN)	STATIC PRESSURE (MM)	NOISE LEVEL (dB)
CSA8038AC	80x80x38.5	110/120	50/50	2300/2600	9/7	0.63/0.72	3.5/4.5	31/34
CSA1225AC	120x120x25.5	110/120	50/50	2000/2300	12/10	1.56/1.70	4.6/4.8	23/36

Cool your 486 or Pentium CPU's with one of these CPU Cooling Fans.



**NEW
LOWER
PRICES!!**

CAT NO	DESCRIPTION	1	5	10
CC-M3	Cooling Fan for 486 CPU's	\$7.50	\$6.00	\$5.00
PENTIUM FAN	Cooling Fan for Pentium CPU's (Will not fit Pentium 60 or 65MHz)	9.50	8.00	7.00

Plastic Fan Filter Assemblies

These fan filter packages consist of a guard, foam filter media and media retainer for tubeaxial fans. The retainer is easy to install without removing the fan or guard while the foam filter is also simple to clean and change. Use these kits to protect your equipment from airborne contamination and reduce external fan noise.

CAT NO	DESCRIPTION	1	10	25	50
GRM 60	Plastic Fan Filter Kit for 60mm Fans	\$1.76	\$1.42	\$1.20	\$.98
GRM 80	Plastic Fan Filter Kit for 80mm Fans	2.20	1.75	1.48	1.28
GRM 92	Plastic Fan Filter Kit for 92mm Fans	2.60	2.05	1.74	1.40
GRM 120	Plastic Fan Filter Kit for 120mm Fans	2.92	2.19	1.84	1.56

Fan Power Cord 2' Length, SPT-1, AWG18 x 2C, UL/CSA

CAT NO	DESCRIPTION	1	10	25	50
C180	Fan Power Cord	\$1.28	\$1.14	\$.94	\$.78

Metal Fan Filter Assemblies

For use with tubeaxial fans. These wire formed fan guards provide extra safety.

CAT NO	DESCRIPTION	1	10	25	50
FG40-2	Wire Formed Fan Guard for 40mm Fans	\$1.72	\$1.29	\$1.09	\$.86
FG60-4	Wire Formed Fan Guard for 60mm Fans	1.92	1.44	1.19	.96
FG80-5	Wire Formed Fan Guard for 80mm Fans	2.00	1.50	1.24	.99
FG92-5	Wire Formed Fan Guard for 92mm Fans	2.28	1.71	1.39	1.14
FG120-15A	Wire Formed Fan Guard for 120mm Fans	2.52	1.89	1.57	1.26

RECEIVE YOUR FREE COPY OF OUR LATEST 100+ PAGE CATALOG!

It's chock full of all types of electronic equipment and supplies. We've got I.C.'s, capacitors, resistors, pots, inductors, test equipment, breadboarding supplies, PC supplies, industrial computers, data acquisition products, personal computers and computer parts, plus much, much more. FAX us your name and address or call 800-528-1417, ext. 5, to leave a message on our catalog request line.

CIRCUIT SPECIALISTS, SINCE 1971

**800-528-1417
602-464-2485
602-464-5824(FAX)**

WE ACCEPT:

VISA, Mastercard, Discover Card & American Express

Prototype it..... FAST!

with ProtoQuick 8051 or Z8

- Complete single board computers
- Up to 32K EPROM and the RAM
- 18 to 48 states through 2000 lines
- RS232 C serial port w/ DB25 conn.
- Q8-128 w/ EPROM w/ source code
- Assembled, ready to run - by only
- MS-DOS cross assembler included

ProtoQuick Z8 and 8051

\$99.00 each

Run prototype applications or experimental hardware from the serial port - WITHOUT PROGRAMMING!

Software Science
2728 Roundbottom Road
Cincinnati, OH 45244 USA
(513) 561-2060

\$139* Laser LightShow

Draw with a laser beam! Animation, text, music & more! Includes galvos, servo amp, oscillators, software listing, analog & digital computer interfaces. Call for details

Computerized Motors \$39*

Includes: 2 Stepper motors, computer interface, 32 page training manual, & software listing. Expandable system! Up to 12 motors, up to 3 amps per phase. Call for details

* Add \$6 for shipping. Computer with parallel printer port. Assembly, Power supply, & Laser are required

Call or fax for **FREE FLYER**

SVS
Light & Motion in kit form

1273 Industrial Pky. West Bldg. 460
PO Box 55125
Hayward CA 94545-0125

Voice **510-582-6602**
Fax **510-582-6603**

CABLE CONVERTER DIAGNOSTIC TEST CHIP

LOAD FULL ACTIVATION OF CABLE CONVERTER

WE STOCK A COMPLETE LINE OF CHIPS, TOOLS, WIRELESS QUICK INSTALL TEST BOARDS AND DIAGNOSTIC CUBES FOR ALL CONVERTERS!

****NEW EXCLUSIVE PIONEER CUBES & BOARD****

RESETS E-1 THRU E-8 INSTANTLY, ALL MODELS!!

WHOLESALE PRICING-DEALERS WANTED, CALL.

#1 IN CUSTOMER SERVICE & TECH. SUPPORT!

*ALL ORDERS SHIP WITHIN 24HRS, UPS/ FED-X.

*PRIORITY NEXT DAY SHIPPING AVAILABLE!

*SALE- BUY 5 BOARDS GET 1 FREE TILL JAN 96.

*LOWEST PRICE & SUPERIOR PRODUCT GUAR!!

*FRIENDLY COURTEOUS SERVICE. WE'RE PRO'S

VISA MASTERCARD DISCOVER

VISUAL COMMUNICATIONS INC.
FOR ORDERS 1-800-GO-CABLE
CATALOG & TECH. SUPPORT 717-620-4363 EST. 1977

IMPROVE YOUR IMAGE!

WITH OUR VIDEO STABILIZERS

BEFORE AFTER

SUPER VHS MODEL AVAILABLE!

The clearest picture possible playing back movies. **GUARANTEE** to eliminate copy protection.

- No Rolls/Jitters/Flickers/Fading
- Works on all TV's, VCR's Beta & Cable
- Gold Video Connectors & Cables Included
- 2 Year Warranty
- Money Back Guarantee

VISA MASTERCARD DISCOVER

VISION ELECTRONICS

1-800-562-2252

2125 S. 156TH CIRCLE • OMAHA, NE 68130

BLACK FEATHER ELECTRONICS

<p>3 1/2 Digit LCD Panel Meter</p> <p>Features: 200mV full scale input 9VDC operation. Decimal point selectable. 13mm digit height, auto polarity indication, zero reading for 0 volt input. Measures 2.67" x 1.73" x 0.28" above panel thickness, 0.57" overall thickness. LCD size: 1.83" x 0.8". Has many useful applications and is easy to install. CAT# PM-1 \$9.95 each</p>	<p>Stepper Motor Controller Kit</p> <p>This kit allows you to adjust the speed and direction of a stepper motor. You can move the motor in one step increments or rotate it at a constant speed. Visual indicators show the sequence of motion. Includes stepper motor, pc board, parts and instructions. (12vdc power source not included.) CAT# SMK-1 \$25.00 each</p>	<p>Camcorder Video Tape</p> <p>HI-8 120 MINUTE TAPE (used) They were recorded on once and played only a few times. Made by a major brand name manufacturer. Professional series metal tapes. Includes plastic jewel box. CAT# CCT-1 \$3.00 each 10 or more - 2.80 ea 100 or more - 2.50 ea</p>
--	--	--

1-800-526-3717

645 Temple 7E ▲ Long Beach ▲ California 90814
(310) 434-5641 ▲ FAX (310) 434-9142 ▲

1. California residents must include sales tax.
2. Visa, MC, & money orders accepted
3. Quantities limited - prices subject to change.
4. Shipping \$4.95 & up.

Black Feather ELECTRONICS

CABLE TV DESCRAMBLER KITS

Universal-New Product

This Product includes all the Parts, PC Board, Complete Schematic with Functional Guide. Generates Sync for most Video Applications.

\$79.95

Tri-Mode Descrambler

This product includes all the parts PC Board and AC Adaptor. NO Enclosure included.

\$59.95

SB-3 Descrambler

This Product includes all the Parts, PC Board and AC Adaptor. Enclosure is not included.

\$44.95

Call Toll Free 1-800-886-8699

M & G Electronics, P.O. Box 3310, No. Attleboro Mass. 02761



Anyone implying theft of Cable service will be denied assistance. NO MASSACHUSETTS SALES!

Invest
a stamp



Save
a bundle

For the price of a stamp, you can get the latest edition of the federal government's free **Consumer Information Catalog** listing more than 200 free or low-cost government publications on topics such as federal benefits, jobs, health, housing, education, cars, and much more. Our booklets will help you save money, make money, and spend it a little more wisely.

So stamp out ignorance, and write today for the latest free Catalog. Send your name and address to:

Consumer Information Center
Department SB
Pueblo, Colorado 81009

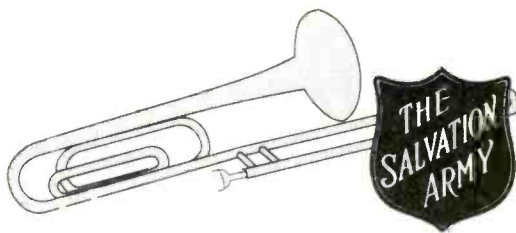
CABLE TV DESCRAMBLERS

Best Wholesale Prices in the U.S.A.!

	10-19	20-49	50+
<i>For Jerrold Systems</i>			
FX TB	89	59	50
Stealth	79	59	50
<i>For Scientific Atlanta Systems</i>			
M80	85	65	55
<i>For Pioneer Systems</i>			
PIO Plus	89	79	69
<i>Everquest Converters</i>			
Stargate Elite Non-Parental	72	63	54
Stargate Elite Parental	76	69	59

1-800-818-9688


MD Electronics
875 S. 72nd St. • Omaha, NE 68114



PUT YOUR PC TO WORK!

THIS IS THE MACHINE YOU'VE BEEN WAITING FOR!

Imagine using your computer to turn 3D CAD drawings into actual working parts! Machine and drill printed circuits directly from blank material. Fabricate intricate mechanical components from raw plastic or aluminum. Route wood to make signs or "digitally" carve three dimensional art objects AND MORE! Sound interesting? You bet it is and with your creativity the sky's the limit! The NEURACTOR CNC-4+, 5, 6, & 7 Desktop Manufacturing Systems may be just the edge you need! Utilizing patent pending technology the NEURACTOR CNC kits provide you with machining resolution of .001". All mechanical components are pre-fabricated, pre-machined, plated and painted. The CNC-4+ machines an area approximately 18"x18"x4.6" and includes four 83 oz/in CY-MOTORS. The CNC-5, 6, & 7 (appx 42"x42"x4.6", 66"x42"x4.6" and 66"x66"x4.6" respectively) include four 125 oz/in CY-MOTORS. Interface card, 5 amp power supply, 10 pitch steel lead screws, proprietary Slide Block actuator mechanisms, 4 aluminum linear actuator channels, polished steel guide-rods, toolholder bracket, hardware, etc., are included with each unit. (You provide Dremel(tm) Tool or flex-shaft router and work surface.) It's a complete kit! All you do is put it together, calibrate it and TURN IT LOOSE! IF THAT'S NOT EXCITING ENOUGH, WE'RE THROWING IN A FREE, FULL-FEATURED 3D CAD/CAM SOFTWARE PACKAGE WITH EACH UNIT! CNC-4+ is \$695 + 29.95 S/H, CNC-5 is \$895 + 69.95 S/H, CNC-6 is \$995 + 79.95 S/H, CNC-7 is \$1195 + \$89.95 S/H. We also have MICRO-DRILLS, FLEX-SHAFTS, MILLS, ETCHERS, CHEMICALS, BLANK BOARDS, ETC.! CNC units sold in USA and Canada only, no exports! At these prices, demand is high so please allow 4 weeks minimum for delivery. CALL NOW!



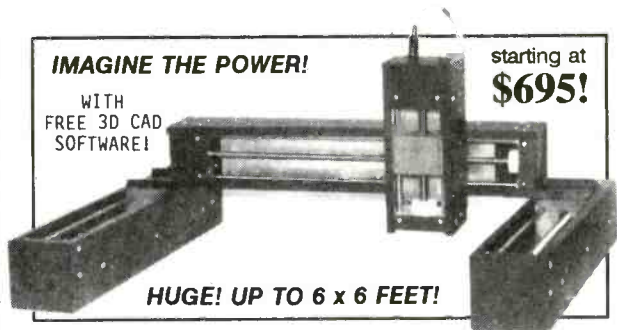
**MICRO
MACHINING**

U.S. CYBERLAB, 14786 Slate Gap Rd., West Fork, AR 72774 (501) 839-8293

IMAGINE THE POWER!

WITH
FREE 3D CAD
SOFTWARE!

starting at
\$695!



HUGE! UP TO 6 x 6 FEET!



SHOW TIME CABLE

*Your Cable
Connection
To The Stars!*

Order your **FREE**
catalog today!
1-800-643-4258



STARGATE SST

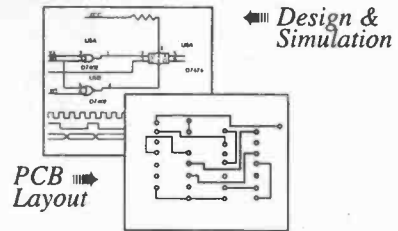
- Converters & Descramblers
- All Makes & Models
- Quantity Discounts
- 30-day Money Back Guarantee
- Best Warranties

Show Time Cable
643 N 98th St STE 260
Omaha, NE 68114

COD • MasterCard • Visa • Amex • Discover



Low Cost CAD Software
for the IBM PC and Compatibles
Now In Windows™



- Easy to use schematic entry program (SuperCAD) for circuit diagrams, only \$149. Includes netlisting, bill of materials, extensive parts libraries, More parts, and automatic wiring available in enhanced CAD package (SuperCAD+) for only \$249.
- Powerful, event-driven digital simulator (SuperSIM) allows you to check logic circuitry quickly before actually wiring it up. Works directly within the SuperCAD editor from a pulldown menu and displays results in "logic analyzer" display window. Starting at \$149 this is the lowest cost simulator on the market. Support for PALs, a larger library, and a separate interactive logic viewer are available in full-featured SuperSIM+ for only \$399. Library parts include TTL, CMOS and ECL devices.
- Circuit board artwork editor and autorouter programs (SuperPCB), starting at \$149. Produce high quality artwork directly on dot matrix or laser printers. You can do boards up to 16 layers including surface mount. Includes Gerber and Excellon file output. Autorouter accepts netlists and placement data directly from the SuperCAD schematic editor.
- Low cost combination packages with schematics and PCB design: 2-layer for \$399, 16-layer for \$649.
- DOS version available.

Write or call for free demo disks:

MENTAL AUTOMATION INC.

5415 - 136th Place S.E.
Bellevue, WA 98006
(206) 641-2141
BBS (206) 641-2846

❖ ATTENTION CABLE VIEWERS ❖

CABLE VIEWERS. . .get back to your BASIC Cable Needs

Call 800-577-8775

For information regarding all of your **BASIC** cable needs.

5 GOOD REASONS TO BUY OUR FAR SUPERIOR PRODUCT

- ❖ PRICE
- ❖ EFFICIENT SALES AND SERVICE
- ❖ WE SPECIALIZE IN 5, 10 LOT PRICING
- ❖ ALL FUNCTIONS (COMPATIBLE WITH ALL MAJOR BRANDS)
- ❖ **ANY SIZE** ORDER FILLED WITH SAME DAY SHIPPING

We handle **NEW** equipment **ONLY** - Don't trust last year's **OBSOLETE** and **UNSOLD** stock!
COMPETITIVE PRICING—DEALERS WELCOME

HOURS: Monday-Saturday 9-5 C.S.T.

It is not the intent of B.E.S.W. to defraud any pay television operator and we will not assist any company or individual in doing the same.
*Refer to sales personnel for specifications.



**BASIC
ELECTRICAL
SUPPLY &
WAREHOUSING
CORPORATION**

P.O. Box 8180 ■ Bartlett, IL 60103 ■ 800-577-8775

Privacy • Communications • Hobbyist

Experienced & Specialists in: countermeasures • Scanners • Frequency Counters • Night Scopes • Confidential Frequencies • Codes • Binoculars • Spy Scopes • Reports & Journals On Locating And Removing Electronic Evesdropping Devices • C.B.'s & Accessories • And Much More

We Guarantee Top Quality! Catalog \$7.00 (deductible with 1st order)
We Also Do "Sweeps" For Local Residents.

Precision Electronics

78-11 Roseda Blvd. Suite 223
Roseda, CA 91335
(818) 705-3115 • FAX (818) 344 5863
24 hr orderline (800) 555-7446

AC LINE - Voltage Meter
100-140 volts, analog \$185.00
ISOLATION TRANSFORMER
Voltage Range 105-130 volts
5 (volt steps) \$295.00

To Order or Call for the Location of the Nearest Distributor
1-800-523-3696

VECTOR-VID
INSTRUMENT DIVISION

189 Horsham Road
Horsham, PA 19044

ANIMATRONIC / ROBOTIC MOTION CONTROL SYSTEM

Introducing...

SERVOCON

The perfect 4- and 8-channel PC driven motion control systems that use standard RC-type servos.

BOTH SYSTEMS FEATURE:

- Standard RS-232 serial interface
- Windows-based control software
- Joystick, mouse, and keyboard input
- Record and playback sequences
- Save and recall recorded sequences
- Adjustable limits for each channel
- Preset start positions for each channel
- Real-time digital display of servo positions

SERVOCON-8 (additional features)

- Merge multiple recorded sequences
- Ability to record and assign macros
- Multiple/continuous replay
- Channel reversing
- Graphical output of servo positions

Servocon-4 \$49.95 (reg. \$69.95)
Servocon-8 \$79.95 (reg. \$99.95)
Price includes controller and software.

SCIENTIFIC SYSTEMS DESIGNS
P.O. Box 1051
Cartersville, GA 30120
For more info: 770-387-9572

Surveillance Devices !

MS-25 Micro Speck Telephone Transmitter Kit
Tiny - 1/3 the size of a dime! Professional quality Crystal clear reception on any FM radio up to 1/4 mile. "SnapKit" technology for easy assembly!
Also available: Tiny room transmitter with the highest power available, and with the most sensitivity of any unit offered - MD250 \$44.95
\$29.95 Guaranteed to be smaller than any other transmitters offered anywhere!

Telephone Transmitter Kit hidden in dual modular adaptor.
Transmits both sides of conversation to any FM radio up to 1/4 mile. "SnapKit" technology. Uses phone line for power and antennal Goes completely unnoticed. MA-100 \$25.95

THR-12 12 Hour Telephone Recorder
High quality cassette deck plugs directly into telephone jack! Records up to 12 hours of conversations on a single cassette. Recording starts and stops automatically when phone is used!
\$99.95 free shipping! Visa/MC (214) 255-7490
Seymour-Radix Inc. Box 166055-E Irving, TX 75016

BROADCAST FARTHER !!!

The model 1525 is a 75-110MHz RF amplifier that connects to mono or stereo FM transmitters and produces a powerful 15-20 watt signal which could broadcast up to 5 miles or more! Requires 75-250 mW drive.
Step by step plans complete with part source ONLY \$14 PLUS \$2 S&H
Information and antenna designs... NO C.O.D.'s
Progressive Concepts
1434 N. MILLS AVE., SUITE A
CLAREMONT, CA 91711 (909) 626-4869 (909) 626-4FAX

The Pocket Programmer

\$129.95
The portable programmer that uses the printer port of your PC instead of an internal card.

Easy to use software that programs E(E)prom, Flash & Dallas Ram. 27(C)/28(C)(F)/29(C)(F)/25 series from 16K to 8 Megabit with a 32 pin socket. Adapters available for MCU's 874X, 875X, Pic, 40-Pin X 16 & Serial Eprom's, PLCC, 5-Gang and Eprom Emulator to 32K X 8.

Same Name, Address & Phone # for 13 Years.... Isn't it Amazing ?

Intronics, Inc.
Box 13723 / 612 Newton St.
Edwardsville, KS 66113 Add \$4.75 COD
Tel. (913) 422-2094 Add \$4.00 Shipping
Fax (913) 441-1623 Visa / Master Charge

Free Catalog!

Featuring the Best New Products from Many Major Manufacturers

- ✓ Hand Tools
- ✓ Tool Kits & Cases
- ✓ Test Equipment
- ✓ Soldering Supplies
- ✓ Wire/Cable/Connectors
- ✓ Bench Accessories

Call: 800-426-1194 • FAX: 800-366-9662

JENSEN TOOLS INC.
7815 South 46th Street
Phoenix AZ 85044-5399



Wait til you see this!

CIRCLE 131 ON FREE INFORMATION CARD

CABLE TV CHANNELS

EQUIPMENT Direct!
GUARANTEED
SAVE \$1000's
The Nationwide source for cable TV equipment.
BUY WHERE THE DEALERS BUY!
FREE TV Cable Descramblers, Converters and Magic Box Catalog. Open Every Day!
FREE Your VCR TAPES CAN PLAY AS CLEAR AS DAY!
Eliminates copy protection on any tape
UNJAM NOW WITH Video Decoder
• Copy any rental/bought tape
• Power Cord and RC Plugs Included
2 Year Warranty
CALL NOW!
Member Better Business Bureau
MEGA ELECTRONICS
1-800-676-6342
FREE 30 Day Trial!
VISA • MC • COD

PROGRAMMERS

- 1349 DATA I/O CHIPLABS 4800
 - 799 DATA I/O CHIPLABS 3200
 - 579 EETOOLS ALLMAX
 - 249 XELTEK SUPERPRO (R)
 - 599 LOGICAL DEVICES 3000
 - 599 ADVANTECH PC-UPROG
 - 269 SUNSHINE UNIVERSAL
 - 449 TUP-300 HILO SYSTEMS
 - 449 JDR MCT-EMUP
 - 539 TUP-400 HILO
 - 429 NEEDHAMS EMP-20
 - 679 NEEDHAMS SA-20
 - 139 EETOOLS 1 GANG
 - 199 EETOOLS 4 GANG
 - 49 SUNSHINE 1 GANG
 - 99 SUNSHINE 4 GANG
 - 169 SUNSHINE 8 GANG
 - 349 SUNSHINE 16 GANG
- GENERAL DEVICE INSTRUMENTS**
(408) 241-7376 Fax 241-6375 BBS 983-1234



Volunteers Welcome

CABLE TV EQUIPMENT

We carry a complete line of all major brands including test chips and all accessories
BELOW WHOLESALE PRICES • QUANTITY DISCOUNTS
30 DAY MONEYBACK GUAR. • 1 YR. WARRANTY
YEARS OF CUSTOMER SATISFACTION
C & C ELECTRONICS
CALL NOW 1-800-995-1749
Immed. Delivery from Giant Stock! Sorry no Florida Sales.

BE A LOCKSMITH!
Home study. Learn locksmithing for a great career, or to start your own at-home business.
FREE LITERATURE: 800-223-4542
Name _____ Age _____
Address _____ Phone _____
City _____ State _____ Zip _____
The School of Locksmithing, Dept. LKA341
PCDI, 6065 Roswell Rd., Atlanta, GA 30328
WORK AT HOME!

Be a PC repair expert!

Approved home study. Learn to troubleshoot, repair, install, upgrade, and service computers.

Free literature: 800-223-4542

Name _____ Age _____
Address _____ Phone (____) _____
City/State _____ Zip _____

School of PC Repair, Dept. JJA341, PCDI
6065 Roswell Road, Atlanta, Georgia 30328



CABLE TV DESCRAMBLERS

Never rent again! Save \$100's on premium Cable TV Descramblers & Converters compatible with Jerold, Scientific Atlanta, Zenith, Pioneer, Tocom and More! Get your best prices and call us last! Please have the MAKE & MODEL # of your area's cable box ready. **GUARANTEED TO WORK IN YOUR AREA!** 1 year warranty and 30 day money back guarantee! **Allstar Electronics 1-800-782-7214**

Save Big \$ and watch what you want!

Cable TV Descramblers

Converters * Filters * Accessories

30 day Free Trial - NO RISK!
Unbeatable wholesale prices!
Affordable extended warranty
1 Year Warranty on all products

Free Catalog

Call the cable professionals!

Credit Cards Welcome!

1-800-379-3976

We'll beat anyone's price!



Prices starting as low as \$99!



CABLE TV

Universal Descrambler NEW PRODUCT



UNIVERSAL 5000 \$199.95

Our fully assembled product is factory tested and **GUARANTEED** to work on your system.

MODEL 4000 KIT \$ 79.95

The 4000 KIT comes with all the electronic parts and our Cad designed PC board. We provide parts list, full schmatic, wiring diagram and tutorial.

MODEL 4000A Enclosure \$ 44.95

The 4000A Enc. Package will provide the hobbyist, who has our 4000 Kit, a custom enclosure, AC adaptor and finish accessories to enclose their kit.

MODEL 4000 And 5000 Features

- The latest in Video Amplification Technology.
- New clocking circuits to stabilize color and picture performance.
- The most advanced picture locking circuitry.
- Inverted Video Option is available.
- NO CONVERTER BOX is necessary.

The Halcyon Group 1-800-664-6999

EPROM+ PROGRAMMING SYSTEM USES PARALLEL PORT

EPROMS (24, 28, 32 & 40 PIN*)+27C AND 25XX
1702*, 2708, TMS2716*, 32, 32A, 64, 64A, 128, 128A
256, 512, 513, 01, 1, 010, 101, 1001, 1000, 1024, 210, 020
2001, 220, 2048, 4001/2, 040, 080, 240, 4096, 68764/66
FLASH EPROMS 28F256, 28F512, 28F010
28F020, 29C257, 29C010, 29C040, 29F010, 29F040
EPROMS & NVRAMS (18, 24 & 28 PIN+CXX)
2210, 2212, 2804, 2816, 2816A, 2817, 2864, 2865
28256, 28C010, DS1220, DS1225, DS1230
SERIAL EPROMS* (8 & 14 PIN PLUS CXX)
ER1400, M58657, 2401, 02, 04, 08, 16, 32, 65, 2444
59C11, 80011A, 9306, 46, 56, 66, 8572, 82, 92, 168, 9XX
BIPOLAR PROMS* (16 THROUGH 24 PINS)
74SXXX AND 82SXXX FAMILY
MICROCONTROLLERS* 8741, 42, 48, 49, 8751
C51, 52, C52, 87C5XXX, 87C75X, 89C5X, 68705
68HC705, 68HC711E9, PIC16CXX, TMS7742
*ADAPTER REQUIRED - DIAGRAMS INCLUDED
SOFTWARE - READ, VERIFY, PROGRAM, COPY
DISK FILE LOAD/SAVE, CHECKSUM, FULL
SCREEN BUFFER EDITOR W/20 COMMANDS
READS HEX, S-RECORD AND BINARY FILES
FAST-DEVICES PROGRAM IN UNDER 20 SEC
RUGGED (9" X 6" X 3") ENCLOSURE W/HANDLE
MADE IN USA - 1 YEAR WARRANTY
ANDROMEDA RESEARCH, P.O. BOX 222, MILFORD, OH 45150
(513) 831-9708 FAX (513) 831-7562



SYSTEM INCLUDES:
PROGRAMMING UNIT
PRINTER PORT CABLE
POWER PACK, MANUAL
AND SOFTWARE.

\$289

ADD \$5.00 SHIPPING
\$5.00 C.O.D.
VISA/MASTERCARD

Weeder Technologies

P.O. Box 421, Batavia, OH 45103

FREE

catalog and construction plans
for any of these kits (limit two)
Call 513-752-0279

Pro-Kit™

Educational Kits for the Serious Hobbyist

Caller Block

Connects between your telephone and its wall jack, and prevents the phone from ringing unless the calling party is one which you've entered into memory using your touch-tone phone. Your answering machine can handle all other calls. Change between two separate directories of callers with a simple flip of a switch. \$48.00

Telephone Caller ID

Connects to telephone wall jack. Shows the telephone number of the calling party along with the time of day the call was received, on a 16x1 character LCD display. Stores the info from the last five calls in memory. Complete stand alone, no computer interface needed. \$52.50

Telephone Call Restrictor

Connects to telephone wall jack. Disables all phones on the line if attempting to either: dial a number that has been stored in memory 'Block Mode' or, dial a number that has not been stored in memory 'Allow Mode'. Use touch-tone phone to enter telephone numbers into memory, and choose mode. Program from any phone on the line using your password. \$35.00

50 MHz Frequency Counter

Reads frequency from 1Hz to 50MHz and displays it on a 16x1 character LCD display. Auto-range feature provides floating decimal point and automatically affixes the correct suffix (Hz, KHz, or MHz). Microcontroller based, very few additional components. \$48.50

Telephone Scrambler

Scrambles your voice before sending it over the telephone line, and descrambles it on the other end. Connects between your telephone and wall jack. No modifications are required to your telephone. Full duplex operation. \$43.00

IR Remote Control Receiver

Learns and records the data patterns emitted by standard infrared remote controls used by TVs, VCRs, Stereos, etc. Lets you control all your electronic projects with your TV remote. Seven individual I/O pins can be assigned to any button on your remote, and can be configured for either 'toggle' or 'momentary' action. \$32.00

Vocal Filter

An audio device which can be used with a home component stereo system, to filter out the main vocal sound track from standard stereo recordings (CD, tape, record or FM), leaving the background music to sing along with. Produce your own karaoke tapes. \$40.00

DTMF Decoder/Logger

Keep track of all numbers dialed or entered from any phone on your line. Connects to your telephone wall jack. Decodes all 16 touch-tones and displays them on a LCD display. Holds the last 240 digits in a nonvolatile memory. Scroll through and view all telephone numbers dialed, credit card numbers entered, etc. \$54.50

NOW MAKE AN EXTRA \$600 PART TIME WEEKENDS -- UP TO \$2,000 A WEEK FULL TIME IN *Explosive* SATELLITE DISH TV/ELECTRONICS FIELD!

Hottest Career Opportunity Since Invention of the VCR!

See How Fast The Money Rolls In!

Part time: Here's what you can earn
over a typical weekend:

Install 2 Satellite dish systems at \$200 = \$400
Repair 4 TV's at \$50 each = \$200

Total Weekend Income = \$600

Full time: Working just five days a week
you could easily earn:

Install 5 Satellite dish systems at \$200 = \$1,000
Repair 10 TV's, average \$50 each = \$500
Clean and adjust 10 CD players, average \$35 each = \$350
Service 2 Home entertainment centers at \$75 = \$150

Total Weekly Income = \$2,000

**In addition you can make big extra profits
on other supplies you furnish!**



Get in *THE FAST LANE* on the NEW "INFORMATION SUPERHIGHWAY" Everyone's Talking About!

It's exciting! It's gigantic! The technology of tomorrow is here today! You've been reading and hearing about the amazing Information Superhighway. It's so new that few technicians are equipped to service

this fast emerging field! Foley-Belsaw gives you Satellite dish technology (including new mini-dish) along with the electronic expertise you need to make big money servicing TV's and other electronic equipment.

Be your own boss! It's quick and easy to become an expert at home in your spare time. Earn really BIG money adjusting, installing and repairing *Satellite dish systems* • *TV's* • *Amplifiers* • *CD players* • *AM/FM tuners* • *Home entertainment centers*. Every home, every business, every office in your area desperately needs your expertise!

Your timing just couldn't be better! Never before and probably never again will you have a ground-floor opportunity like this to get into a booming business of your own, make really big money starting right away, be your own boss and enjoy financial freedom and security. The fact you're reading this message shows you're smart enough to realize this!

Satellite dish/TV/Electronics is easy

to learn in your spare time at home. This modern, practical hands-on course combines simple step-by-step lessons with easy-to-follow video cassette guidance. No special experience or electronics background is necessary. Just average mechanical aptitude and the ability to follow simple A-B-C repair procedures that are clearly outlined for you.

And when you complete the course you will receive Foley-Belsaw's official diploma attesting to your expertise.

**30-DAY
NO RISK TRIAL**
Send for details

Send coupon today for FREE Fact Kit. No obligation.

Don't miss out on this once-in-a-lifetime opportunity. Send in the coupon NOW. Get all the facts and study them in the privacy of your own home. There's absolutely no obligation and no salesman will call on you. So don't delay. Mail the coupon today!

MAIL TODAY FOR FREE INFORMATION PACKAGE

Foley-Belsaw Institute
6301 Equitable Road
Kansas City, MO 64120-1395



- YES!** Without obligation send free information kit so I can learn how to become a professional Satellite Dish/TV/Electronics Specialist, in order to earn high extra income. Dept. 31194
- VCR Repair**-Unlimited profits in this growing field. Dept. 62420
- Interested In an exciting, money making career In **Computer Repair, Maintenance and Upgrade?** Dept. 64317
- Personal Computer Programming**-Learn fast at low cost for big earnings. Dept. 35142

Name _____

Address _____

City _____ State _____ Zip _____

Call toll-free 1-800-487-2100

CLASSIFIED ADVERTISING

PLANS-KITS-SCHEMATICS

FIBER-Optic projects — Swing into the new technology by assembling tried and true projects recently published. "Practical Fiber-Optic Projects" only \$9.95 (price includes shipping) **ELECTRONICS TECHNOLOGY TODAY, Inc.**, PO Box 240, Massapequa Park, NY 11762-0240.

BUILD — five-digit, ohms, capacitance, frequency, pulse, multimeter. Board and instructions \$9.95. **BAGNALL ELECTRONICS**, 179 May, Fairfield, CT 06430.

ALL-in-one catalog. AM/FM/ham/spy, transmitters, amplifiers, receivers. Voice scramblers/disguisers, audio, TV, Tesla coils, plans, "secret" books, kits, imports, exports and more. Start your own licensed or unlicensed radio station, 60 full pages for \$1.00. **PAN-COM INTERNATIONAL**, PO Box 130-H1, Paradise, CA 95967.

FIBER optic educational experiments kit. Includes: Tutorial, w/experiments, 40ft fiber assortment, + cutting tool. \$19.95 + S/H (609) 468-1660.

HOBBYIST circuits — Remote room monitor, tone decoder, long distance circuit control. Simple unusual experiments for the novice. **Catalog \$2.00** — **GARRETT PLANS**, PO Box 155, Jamesburg, NJ 08831.

CRYSTAL Set Handbook — Visit antiquity by building the radios your grandfather built. Assemble a "Quaker Oats" rig, wind coils that work and make it look like the 1920s! Only \$10.95 plus \$4.00 for shipping and handling. **CLAGGK INC.**, PO Box 4099, Farmingdale, NY 11735. US funds only! USA and Canada — no foreign orders.

HEATH COMPANY is selling photocopies of most Heathkit manuals. Only authorized source for copyright manuals. Phone: (616) 925-5899, 8-4 ET.

UNIVERSAL remote control systems infrared, RF, miniature transmitters, receivers. Items for novice, technician or educator. Combine your home and vehicle control. Automate anything. **Free catalog.** **INVENTIVE SOLUTIONS**, PO Box 8, Stratford, NY 13470.

NIGHT Vision kits. And brand name U.S. and foreign units. Complete kits include all necessary components to build your own night vision scope. **Save \$.** U.S. Military intensifiers, I.R., foreign and more. Call or write: **NENVIS INC.**, 320 Main Street, Box 1088, Sturbridge, MA 01566. Or (508) 347-7238 10-4pm EST.

FUELLESS Engine Generator 250 HP of free endless Energy! Free catalog **CREATIVE SCIENCE'S**, Box 8001, New Albany, IN 47150.

GREEN Thumb alert — Electronics enters the garden! New exciting book points out how gardeners can build simple gadgets to promote success where the elements work against you. Some of the projects are: over/under temperature monitoring, dusk/dawn switching, automatic plant watering, warming cables, etc. "Electronic Projects for the Garden" only \$9.95 (price includes shipping) **ELECTRONICS TECHNOLOGY TODAY, Inc.**, PO Box 240, Massapequa Park, NY 11762-0240.

COMPUTER HARDWARE

FREE catalog. Amiga, C64/128, IBM, Chips, ICs, parts, quality electronics. **JSP, SSF**, CA 94083-5060. 24hrs. (415) 871-5158.

SECURITY

SURVEILLANCE Privacy security protection. Catalog \$5.00. **SPY EMPORIUM**, 6065 Hillcroft 414, Houston, TX 77081. (713) 774-1000.

ELECTRONIC sales of security systems for home, apartment, or business, will send information, call (812) 295-4240.

MISCELLANEOUS ELECTRONICS WANTED

TOP dollar for gold plated IC's boards, electronic scrap. **RON**, (817) 838-3611 TX area.

SATELLITE EQUIPMENT

VIDEOCYPHER II descrambling manual. Schematics, video and audio. Explains DES, EPROM, CloneMaster, Pay-per-view (HBO, Cinemax, Showtime, Adult, etc.) \$16.95, \$2.00 postage. Schematics for Videocypher II Plus, \$20.00. Schematics for Videocypher II 032, \$15.00. Software to copy and alter EPROM codes, \$25.00. VCII Plus EPROM, binary and source code, \$30.00. **CABLETRONICS**, Box 30502PE, Bethesda, MD 20824.

IMPROVE Satellite picture quality. Focus Maximizer™ is a diagnostic tool that quickly optimizes dish to feedhorn spacings. Works with Chaparral style feedhorns. \$29.50 delivered. Free brochure on request. **EMAIL:** Water Elec@aol.com. **WATERSHED ELECTRONIC DEVELOPMENT**, Visa/MC orders: 1 (800) 756-7854.

SATELLITE Radio Book and Guide. New book covers all audio services, SFCP, subcarriers, FM squared, facsimile, press services, weather services. Simple how-to-receive instructions. \$16.95 plus \$3.00 Priority Mail. **UNIVERSAL ELECTRONICS**, 4555 Groves Road, #12, Columbus, OH 43232. (614) 866-4605.

MISCELLANEOUS ELECTRONICS FOR SALE

THE Case Against Patents. Thoroughly tested and proven alternatives that work in the real world. \$28.50. **SYNERGETICS PRESS**, Box 809-C, Thatcher, AZ 85552. (520) 428-4073. Visa/MC.

T.V. notch filters, free brochure, **MICROTHINC.**, Box 63/6025, Margate, FL 33063. (305) 752-9202.

CABLE descramblers and test turn-on kits available for most makes and models. No catalog, no 800 number equals your lowest prices. Call others, then compare our prices! We pay cash for unwanted cable boxes. No Florida sales. (305) 425-0751.

57 Electronic Journals. How to get free subscriptions. \$5.00. **CABLETRONICS**, Box 30502PE, Bethesda, MD 20824.

RADAR Jammer — Complete with schematics, parts list, board layout with artwork, instructions. \$12.95 + \$3.00 S&H. **ARISTOCRAT ENTERPRISE**, 6709 West 119th Street, Suite 503, Overland Park, KS 66209. Guaranteed.

Hi-Tech electronics/telecommunications. Best quality products, catalog \$2.00. **LEROUX**, PO Box 9000-164, Seal Beach, CA 90740.

CABLE TV descrambler! Anybody can build with seven parts from Radio Shack. Plans \$8.00. 1 (800) 818-9103.

INVENTORS

FREE invention package: Davison & Associates offers customized development, patenting, and licensing of new product and ideas. Proven results: 1 (800) 677-6382.

PATENT SERVICES

PATENT protection can be crucial to capitalizing on your invention. If you are interested in patenting your invention, please call **JON M. JURGOVAN**, (Registered Patent Attorney) for free initial consultation. (404) 951-0931 D, (404) 240-0979 E.

REPAIRS-SERVICES

COMPUTER and video monitor repairs for the business, sending equipment out, pc board fabrication, call (812) 295-4240.

SAVE \$\$\$\$. "Clean VCR Like Pro!" Easy step-by-step guide. Free cleaning tool. \$19.95. **DON KOHL**, 1 Dogwood (PE1), Neshanic, NJ 08853. (908) 363-7889 anytime.

TEST EQUIPMENT

ELECTROMAGNETIC Field meters: Test for EMFs linked to cancer, leukemia, miscarriages, hormones. Free information: (703) 938-4495.

BUSINESS OPPORTUNITIES

START your own technical venture! Don Lancaster's newly updated **Incredible Secret Money Machine II** tells how. We now have autographed copies of the Guru's underground classic for \$18.50. **SYNERGETICS PRESS**, Box 809-C, Thatcher, AZ 85552. (520) 428-4073. Visa/MC.

MAKE \$75,000 to \$250,000 YEARLY. Repairing all kinds IBM monitors. Successful home based business, anywhere. Telephone required. Details: USA \$3.00 cash (no checks), Dealerships: Canada-all foreign countries: \$85.00 for application-brochure. **RANDALL DISPLAY**, Box 2168H, Van Nuys, CA 91404.

GREAT extra income! Assemble craft products at home. Easy/fun! Program guaranteed! Call 1(800) 377-6000, ex7930.

TREMENDOUS Profits with amazing new high-tech discovery! Send now for free report! **PARKSIDE PRESS**, 7527 Berwick Drive, Westland, MI 48185-1414.

600 How-to-books, reports and guides you can reprint & sell. Complete text of all 600 on Windows CD ROM. Just \$99.00. 1 (800) 457-5477. Visa/MC/AE.

EDUCATION

LEARN PC Assembly Language. Disk \$5.00, Book \$18.00. **ZIPFAST**, Box 12238, Lexington, KY 40581-2238.

BUILDING A Robot: A Straightforward Approach. 152 pages. Fully illustrated book. \$19.95 plus \$3.00 S&H. **HUMANFORM ROBOTICS**, PO Box 158486, Nashville, TN 37215.

KNOWLEDGE CARDS. Tables. Formulas. Fun and educational. Package \$2.00. Box 12238, Lexington, KY 40581-2238.

LEARN Electronics the easy way. Use your PC computer to learn. Send \$5.00 for an explanation and sample course disk. Refundable on your order. Send to **HANSON COMMUNICATIONS**, 1107 8th St. N., Northwood, IA 50401.


WANTED

UNASSEMBLED EICO, Knight, Heathkits complete with manuals. Call or fax **KEN**, (707) 545-8300, Fax (707) 545-3930.

CABLE TV

"BULLET Buster." Protect your cable box against the infamous cable "bullet." The "Bullet" Buster acts as an electronic shield. Installs in-line in seconds. Don't wait until it's too late! \$19.95 + \$3.00 S&H. Visa/MC/Amex. **ELECTROMAN**, Box 24474, New Orleans, LA 70184. (504) 482-3017.

This could be a best seller.



But it's free.

You can't buy the Consumer Information Catalog anywhere. But you can send for it, free! It's your guide to more than 200 free or low-cost government publications about getting federal benefits, finding jobs, staying healthy, buying a home, educating your children, saving and investing, and more.

Send today for your latest free Consumer Information Catalog. The Catalog is free. The information is priceless.

Send your name and address to:

**Consumer Information Center
Department BEST
Pueblo, Colorado 81009**

CABLE T.V. EQUIPMENT

Friendly, Knowledgeable Service



**ORDERS CALL:
1-800-361-4586**



- All Equipment New
- Convertors & Descramblers
- 30 Day Money Back Guarantee
- 6 Month Warranty
- Visa, MC, C.O.D. Welcome

KDE ELECTRONICS, INC.

P.O. Box 1494
Addison, IL 60101

Info. 708-889-0281 HRS: Mon-Fri, 9-6 CST
Fax 708-889-0283 Sat, 9-3 CST

SURVEILLANCE

**The Latest High Tech
Professional Electronic Devices**

Our latest catalog offers a **HUGE** selection of surveillance, privacy devices including: hidden video equipment, electronic kits, telephone recording systems, touch tone decoders, scanners, telephone tap detectors, bug detectors, voice disguisers, telephone scramblers, locksmithing tools, and more. **Catalog \$5.00.**

SPY OUTLET

P.O. Box 337, Buffalo, NY 14226
(716) 691-3476/(716) 695-8660

HOME AUTOMATION

Largest Selection of HOME AUTOMATION
products in the World!

Browse us on the WEB!

<http://www.techmall.com/smarthome>

Hundreds of hard-to-find automation, X10, and wireless control products. Computer control of your home, security systems, surveillance cameras, infra red audio/video control, HVAC, pet care automation, wiring supplies, and much more!

HOME AUTOMATION SYSTEMS, INC.

151 Kaimus Drive, Ste L4, Costa Mesa, CA 92626
Questions 714-708-0610 FAX 714-708-0614

800-SMART-HOME

800-762-7846

**HOME AUTOMATION
SYSTEMS, INC.**



FREE

Call 24hrs for **FREE**
64 page Color Catalog **Over 500**
unique products!

CLASSIFIED ADVERTISING

CABLE —safe. Guarantee cable privacy. The one way valve for your cable TV signal. Cable signals come in, but they don't go out! \$29.95, + \$3.00 S&H. Visa/MC/Amex. **ELECTROMAN**, Box 24474, New Orleans, LA 70184. (504) 482-3017.

CABLE unscrambled. Everything you want to know about cable, but are afraid to ask. \$10.00. Visa/MC/Amex. **ELECTROMAN**, Box 24474, New Orleans, LA 70184. (504) 482-3017.

"DESCRAMBLER Schematics Revealed." A powerful guide to descrambling schemes. \$10.00. Visa/MC/Amex. **ELECTROMAN**, Box 24474, New Orleans, LA 70184. (504) 482-3017.

UNIVERSAL descrambler. Unscramble signals using your VCR as the tuner. Works with virtually any system, this is the only one you need. Declare cable box independence! \$129.95 + \$5.00 S&H. Visa/MC/Amex. **ELECTROMAN**, Box 24474, New Orleans, LA 70184. (504) 482-3017.

"BASEBAND Video Explained." Discover what a Baseband Signal is and how it's constructed. Learn the advantages of doing things the "Baseband" Way. \$10.00. Visa/MC/Amex. **ELECTROMAN**, Box 24474, New Orleans, LA 70184. (504) 482-3017.

CALL QUALITY for all your cable needs! Converters, descramblers, filters, cubes, etc.! M80's, stealths, pic, more. Tired of paying high rental charges for your equipment? Call us now! 1 (800) 72-BOXES.

CABLE TV test chips for Jerrold, Tocom, Pioneer, Scientific Atlanta, etc... **Quick installation!** New multi-mode modules available. Prices from \$5.00 each. 1 (800) 786-9025.

ATTN. Cable box owners. Get your Bullet and ID stopper before its too late. Send \$20.50 to R.R. ENTERPRISE, Box 3532, Easton, PA 18043.

BUY BONDS

CABLE descrambling, new secret manual. Build your own descramblers for cable and subscription TV. Instructions, schematics for SSAVI, gated sync, sinewave, some free methods (HBO, Cinemax, Showtime, UHF, Adult) \$12.95, \$2.00 postage. **CABLETRONICS**, Box 30502PE, Bethesda, MD 20824.

SECRET cable descramblers! Build your own descrambler for less than \$12.00 in seven easy steps! Radio Shack parts list and free descrambling methods that cost nothing to try, included. Send \$10.00 to: **INFORMATION FACTORY**, PO Box 669, Seabrook, Texas 77586. For Visa/MC, CODs, (713) 922-3512 any time!

DESCRAMBLE cable with simple circuit added to Radio Shack RF modulator and using VCR as tuner. Instructions \$10.00. **TELCOM**, PO Box 832P1, Brusly, LA 70719.

CABLE TV equipment & accessories. Wholesalers welcome! 30 day moneyback guarantee! Free catalog! **PERFORMANCE ELECTRONICS, INC.**, 1 (800) 815-1512.

DPV7 \$225., DPV5 \$195., 8580 \$225., 8600 \$275., and many others available. All w/remotes and in full test mode. Test chips also available. DPV7 \$20., DPV5 \$15., Zenith \$20., all S/A quick boards 8570-8600 \$25.00. Min. order \$100. (312) 914-2763 or send check or money order to **BATES**, 5541 W. Quincy, Chicago, IL 60644. 3-day priority S + H included. No COD's.

CABLE descrambler! Build with 7 Radio Shack parts costing \$12.00. Instructions \$8.00: F.A.S.T., Box 369-EP1, Pt. Salerno, FL 34992-0369.

REVOLUTIONARY technology does all boxes — for free catalog please call MEGA 1 (800) 676-6342.

COMPUTER SOFTWARE

IBM and Atari software! Free catalogs! Specify machine. **LOTSY BYTES**, PO Box 1756, Winton, CA 95388 (209) 358-1160.

COMPONENTS

RESISTORS, \$1.00 a dozen. Catalog \$1.00, foreign add \$1.00. **ZIPFAST**, Box 12238, Lexington, KY 40581-2238.

Plant Trees for America™

Learn how to repair VCRs! Home study. Learn low-overhead, high-profit repairs step by step. Start a great career or open your own business. **Free career literature: 800-223-4542**

Name _____ Age _____
 Address _____ Phone (____) _____
 City/State _____ Zip _____
 The School of VCR Repair, Dept. VRA341
 PCDI, 6065 Roswell Rd., Atlanta, GA 30328

CRYSTAL CONTROLLED SURVEILLANCE
VHF & UHF PROFESSIONAL ENCASED PARTIALLY ASSEMBLED TRANSMITTER KITS
 Countersurveillance. Also Tunable 70 to 305 MHz Kits. We Design & Manufacture Our Equipment. Custom Design.
FOR CATALOG SEND \$2.00 TO:
SHEFFIELD ELECTRONICS CO., P.O. Box 377940-B
 Chicago, IL 60637-7940. Tel. (312) 324-2196

Cable Test Aids Information
 Orders Only 1-800-615-9221 407-998-7883
 Test Chips that fully activate Jerrold, Tocom, Zenith, SA, Pioneer and more. Quick-Board installation! Prices from \$5 to \$49.95 ea. **MC SPECIALTIES**
 1 Year Warranty!
 No FL Sales. Not for use in cable co. owned equip. For test or repair only.


BE AN ELECTRICIAN!
 Home study. Maintain and install electrical systems, wiring, utilities, phones, and more. **FREE LITERATURE: 800-223-4542**

Name _____ Age _____
 Address _____ Phone (____) _____
 City/State _____ Zip _____
 The Electrician School, PCDI, Dept. TEA341
 6065 Roswell Road, Atlanta, Georgia 30328

BUGGED??
EAVESDROPPING is unbelievably widespread! Electronic Devices with amazing capabilities can be monitoring your telephone and room conversations RIGHT NOW! Are you sure you're safe? **FREE CATALOG** tells you fast! Includes Free Bonus details on fantastic opportunities now open in Counter-surveillance field. Exciting, immensely interesting and EXTREMELY profitable (up to \$250/hr) full/part-time income. Call Now! **1-800-732-5000**

Satellite-TV
SAVE 40% - 60%
 800-334-6455
 218-739-5231 Int'l
 218-739-4879 Fax
Skyvision®
 1048 FRONTIER DRIVE • FERGUS FALLS, MN 56537
 See full page ad in The Market Center

DYNAMIC NOISE REDUCTION



Employs National's patented psychoacoustic noise masking and adaptive filter to reduce the system noise by 10 dB. Works without encoded material, on any line level signal - disc, tape, FM, or TV. DNR2-KIT PRICE \$95.00

VISTA
 P.O. BOX 1425
 BOLINGBROOK, IL 60440

LED-TRIC CHRISTMAS TREE



Eighteen multicolored superbright LEDs create random twinkling of light on this 7 inch tall tree. The 3-D branches are snow capped with the white silkscreen legend. Operates one month on two alkaline batteries which are included. XMAS-KIT PRICE \$35.50

FREE CATALOG
 CALL (708) 378-5534

NOISE SURVEY METER



Portable pocket sized sound meter with a continuous 30 - 120 dB range displayed on ten bar LED graph. 2-3 dB resolution with display dithering. Response like the human ear with A-weighting and slow average. Alkaline 9V bat. included. NOISE-KIT \$48.00

VISA **MasterCard** **AMERICAN EXPRESS**
 ADD \$5.00 S&H ON ORDERS

Debco is a Kit Builders Paradise
 Electronic Kits - Plans - Parts - Computers - Amateur Radio



Call Debco today for your **FREE** copy of The Electronic Experimenter's Journal

1 800 423 - 4499
 Debco Electronics 4025 Edwards Rd. Cincinnati, OH 45209

CABLE EQUIP.


REPLACE ALL MODELS MONEY BACK GUAR. 1 YR. WARR. FREE CAT. LOW PRICES - AVOID RENT FEES

1-800-243-3967
SKYLINE SYSTEMS INC.
 114 S. Euclid Ave.
 Park Ridge, IL 60068

Make your projects
speak for themselves...
Ours do!

DIGITAL VOICE RECORDERS

- Record up to 218 seconds
- 1 to 8 messages
- High quality speech 12 bit
- Switch-closure actuation
- Sample rates up to 20Khz
- On-board backup
- Direct speaker output
- Wide operating range
- Small size 2.6" X 2.6"
- Made in U.S.A.



MODEL AudioQ™-218

Call or write for more information
OEM price and delivery available
Custom designs and enclosures
Single unit price \$149.00 plus s+h
Quantity pricing as low as \$99.00

GETTECH, Inc.

402 Riley Road, New Windsor, NY 12553
(914) 564-5347

Specifications and price subject to change.

Tap into a World of...

FREE ELECTRICITY

Our 150+ page *Self-Reliance Catalog*
IS JUST LOADED WITH DC to AC
ENERGY INDEPENDENCE ...

We offer:


Solar, Wind & Hydroelectric energy systems. True Sine Wave DC to AC Inverters. Electric Boat & Car kits. Portable power packs. Solar Lighting & Cooling systems. Solar Pool Heaters. Solar Battery chargers. Solar Books & Toys. DC Appliances. Active & Passive Solar Air & Water Heating Systems. Composting Toilets. Hydroponic, Fish-Farming, Solarium & Greenhouse Systems. Water Testing, Treatment, & Pumping Systems. Emergency Food & H₂O Kits. High Efficiency AC/DC Refrigeration + More...

A LOT OF INFORMATION FOR ONLY \$6.75 ...

SEND CHECK or MO TO:


Self-Reliance Company Inc.

P.O. Box 306, Florissant, MO 63032



CABLE DIRECT

CONVERTERS
DESCRAMBLERS
VIDEO STABILIZERS
FILTERS



100%
MONEY BACK
GUARANTEE!

30 DAY
FREE
TRIAL!

FREE Cable TV Catalog.



Now you can tune-in your favorite cable TV programming and SAVE \$100'S - EVEN \$1000'S on premium CABLE TV EQUIPMENT.

MODERN ELECTRONICS

1-800-906-6664

2125 S. 156TH CIRCLE • OMAHA, NE 68130

Parts Express™



Parts Express is proud to announce that we now stock the NTE line of replacement semiconductors. NTE has been

supplying the electronics industry with top notch replacement parts for over 15 years. All NTE products meet or exceed industry specifications and offer an exclusive 2 year manufacturer warranty.

We also offer a complete line of parts for the service repair industry. Test equipment, loudspeakers, video and audio heads, magnetrons, belts, idler assemblies, tools, soldering equipment, just to name some of the 12,000 items we stock. Ask about our new dealer program for resellers. Call toll free for a copy of our FREE 212 page catalog. *Source Code: POM*



CALL TOLL FREE 1-800-338-0531

Parts Express 340 E First St, Dayton, Ohio 45402-1257
Phone: 513-222-0173 Fax: 513-222-4644

Radiotelephone - Radiotelegraph

FCC Commercial License

Why Take Chances?

Discover how easy it is to pass the exams. Study with the most current materials available. Our Homestudy Guides, Audio, Video or PC "Q&A" pools make it so fast, easy and inexpensive. No college or experience needed. The new commercial FCC exams have been revised, covering updated Aviation, Marine, Radar, Microwave, New Rules & Regs, Digital Circuitry & more. We feature the Popular "Complete Electronic Career Guide" 1000's of satisfied customers **Guarantee to pass or money back.** Send for **FREE DETAILS** or call **1-800-800-7588**

WPT Publications
4701 N.E. 47th Street
Vancouver, WA 98661

Name _____

Address _____

City _____ St. _____ Zip _____

1-800-800-7588

CIRCLE 148 ON FREE INFORMATION CARD

ADVERTISING INDEX

POPULAR ELECTRONICS magazine does not assume any responsibility for errors that may appear in the index below.

Free Information No.	Page	Free Information No.	Page	
25	Ace Communications	106	— KDE Electronics	115
163	Advantage Instruments	95	— Learn, Inc.	8
26	Alfa Electronics	98	— M&G Electronics	108
28	All Electronics	96	165 MCM Electronics	103
—	Allen Engineering	105	— MD Electronics	91, 109
—	Allison Technology	100	— Mega Electronics	111
—	Allstar Electronics	101	149 Mendelsohn's	101
140	AMC Sales	101	— Mental Automation	110
—	Andromeda Research	112	13 MicroCode Engineering	5
—	Basic Electrical Supply	110	— Modern Electronics	117
30	Bel Merit	27	— Mondo-tronics	99
—	Black Feather	108	16 Mouser Electronics	79
—	C&L Electronics	88	— NRI Schools	33
32	C&S Sales	92	43 Optoelectronics	CV4
—	Circuit Specialties	107	148 Parts Express	117
—	CLAGGK, Inc.	32	— PC Boards	104
—	Cleveland Inst. of Electronics	25, 53	164 Phillips Tech	101
—	Command Productions	106	47 Prairie Digital Inc.	103
—	Comtrad Industries	CV3, 7, 71	— Precision Awareness Pub.	115
—	Consumertronics	88	46 Print	100
—	Cybermation	105	130 Print	104
—	Electronic Equipment Bank	97	— Protech Dist. Inc.	31
137	Electronic Rainbow	90	— Scientific Systems Designs	111
—	Electronics Tech. Today	70	— Self-Reliance Co. Inc.	117
—	Foley-Belsaw Institute	113	— Show Time	110
—	Forest Electronics	100	— Silicon Valley Surplus	108
—	Fotronic Corporation	102	— Skyvision	77
—	General Device Instruments	111	— Tab Books	21, 87
—	Get-Tech Inc.	117	136 UCANDO Videos	104
—	Grantham College of Engineering	3	— US Cyberlab	109
—	Greenleaf Electronics Inc.	103	— Vision Electronics	108
—	Halcyon Group	112	— Vista	116
—	Home Automation Systems	115	15 Wavetek Corp.	29
—	Information Unlimited	94	— Weeder Technologies	112
14	Interactive Image Technologies	CV2	— Weka Publishing	82
—	Intronics	111	— WPT Publications	117
131	Jensen Tools	111	134 Xandi Electronics	105

ADVERTISING SALES OFFICE

Gernsback Publications, Inc.
500 Bi-County Blvd.
Farmingdale, NY 11735-3931
1-(516) 293-3000

Larry Steckler, EHF/CET
 President

Christina Estrada
 Assistant to the President

For Advertising ONLY
1-516-293-3000
Fax 1-516-293-3115

Larry Steckler
 publisher

Arline Fishman
 advertising director

Denise Mullen
 advertising assistant

Adria Coren
 credit manager

**Subscription/
 Customer Service/
 Order Entry**
 1-800-827-0383
 7:30 AM - 8:30 PM EST

ADVERTISING SALES OFFICES

EAST/SOUTHEAST

Stanley Levitan
 Eastern Sales
 1 Overlook Ave.
 Great Neck, NY 11021-3750
 1-516-487-9357, 1-516-293-3000
 Fax 1-516-487-8402

MIDWEST/Texas/Arkansas/ Oklahoma, Colorado, Arizona

Ralph Bergen
 Midwest Sales
 One Northfield Plaza, Suite 300
 Northfield, IL 60093-1214
 1-708-446-1444
 Fax 1-708-559-0562

PACIFIC COAST/Mountain States

Anita Bartman
 Hutch Looney & Assoc., Inc.
 6310 San Vicente Blvd.
 Suite 360
 Los Angeles, CA 90048-5426
 1-213-931-3444
 Fax 1-213-931-7309

New breakthrough clones TV signals and sends them to any other TV in your home

Recoton's new development duplicates cable, TV, VCR and satellite signals and transmits them...without any wires!

by Charles Anton


Today, television choices are virtually unlimited. Between cable, satellite TV, videos and network programming, it's almost a full-time job trying to keep up with all the alternatives. And it promises to get more complicated in the future. Breakthroughs in fiber optic technology will bring over 500 channels into your home.

Home broadcasting breakthrough. The problem with all this technology is the expense required to maintain your system and keep it up-to-date. Now, a wireless video broadcasting system from Recoton gives you the power to utilize this technology without the hassle and expense of re-wiring your entire home.

Today, Recoton introduces the next generation in wireless broadcasting. The wireless video broadcaster transmits (re-broadcasts) cable, TV, VCR or satellite programs to any other TV in your home...wirelessly!

Wave of the future. Never drag your VCR from room to room again: Recoton's wireless video broadcasting system transmits video or TV signals to any other TV in your home.

Because the system is totally wireless, you won't have to worry about running miles of wires. Besides, who wants to install cable in every room of their home? With Recoton's wireless video broadcasting system, you



won't have to. You can even watch one program on your main TV while someone else watches something different on another TV. It's just like having a personal broadcasting system in your home—and it's legal in every state.

Hi-tech home broadcast. Recently, the Federal Communications Commission allocated a band of radio frequencies specifically for wireless, in-home product applications. Recoton took advantage of the FCC ruling by creating and introducing wireless equipment that can transmit within the prescribed frequency over distances of up to 150 feet.

Wireless Video Breakthrough...

Cable Broadcast cable channels, even premium channels, to other TVs in your home that are not wired for cable.

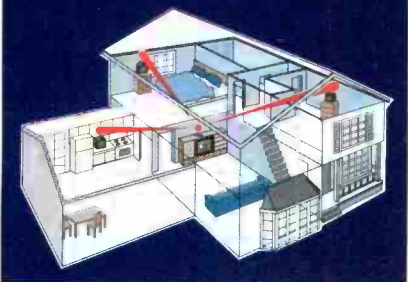
Videos Transmit signals from one VCR to any room, even if someone is watching TV in the room that the VCR is in.

Satellite programs Watch satellite programs throughout your home without stringing miles of cable everywhere.

Live video View home videos as you film them or turn your camcorder into a security camera.

Network programs If the main TV is hooked up to an antenna, you can broadcast its clear signal to all the others.

Recoton's video broadcasting system clones the accessories (cable, satellite, VCR, etc.) of one TV and broadcasts it to any other TV in your home...without wires!



Exclusive factory-direct offer. With this breakthrough in home video broadcasting technology, you can have the convenience of your own personal wireless broadcasting system for a fraction of the cost of owning your own TV station. For a limited time only, we are offering Recoton's wireless video broadcasting system (one transmitter and one receiver) for the low price of \$99. You can order additional receivers for other TVs for just \$59 each.

Risk-free offer. The wireless video broadcasting system by Recoton is backed by Comtrad's exclusive risk-free home trial. Try it, and if you are not completely satisfied, simply return it within 30 days for a full "No Questions Asked" refund. It also comes with a 90-day manufacturer's limited warranty. Most orders are processed within 72 hours and shipped UPS.

Video Broadcasting System \$99 \$9 S&H
Includes one transmitter and one receiver.

Additional receivers (each) \$59 \$7 S&H

Please mention promotional code 173-PL-6643.

For fastest service, call toll-free 24 hours a day

800-704-1201



To order by mail, send check or money order for the total amount including S&H! (VA residents include 4.5% sales tax). Or charge it to your credit card by enclosing your account number and expiration date.

COMTRAD INDUSTRIES

2820 Waterford Lake Drive, Suite 106
Midlothian, Virginia 23113



Are You Listening?

CATCH **THE** Action

WITH **an** INTERCEPTOR!

**NEW
DISCOUNTED
PRICE!**

R10 INTERCEPTOR

If searching out RF signals is your thing, then the R10 Interceptor is the answer. The R10 searches out nearfield signals and locks on in less than a second. It provides a shield of protection that no RF signal can penetrate without being detected. Unlike scanners and receivers that must be tuned to a specific frequency or scanned through a fixed frequency range, the INTERCEPTOR will provide an exciting new dimension in recreational monitoring with near instant response to strong signals. Communications monitoring hobbyists will be able to take the R10 on cruise ships, to military bases, theme parks, zoos, airports, to space shuttle launches, parades, sporting events, car races and anywhere two way FM communications is used. •Check Deviation with 10K or 100K range •Check Relative signal strength •Continuous 30MHz-2GHz coverage in less than 1 second •Built in Speaker •Thumb wheel volume and squelch control •Supplied with telescoping whip antenna, Internal NiCad battery pack, and an AC charger.

R20 INTERCEPTOR

The R20 is a compact RF signal strength detector with a 10 segment bargraph display. There is also an audio output from the detector for monitoring AM communications. The audio output is useful for room sweeps where in close proximity to a transmitter a quieting effect can be heard due to detector saturation. •The 10 segment LED bargraph responds to all RF signals with nominal 3dB increments •Pocket sized with built in telescoping whip antenna •9 volt battery operation •Monitor Aircraft, CB, AM Broadcast transmissions •Check Microwave oven leakage •Wide .5MHz-2.5GHz range



R20 \$119.00



R10 \$299.00

OPTOELECTRONICS

5821 N.E. 14th Avenue • Ft. Lauderdale, Fl. 33334

Contact Factory for shipping prices. Visa, MasterCard, & C.O.D. (Cash or Money Order Only)

All prices and specifications are subject to change without notice or obligation

MADE IN THE U.S.A.

ORDER LINE: 800-327-5912 TEL. 305-771-2050 FAX 305-771-2052

CIRCLE 43 ON FREE INFORMATION CARD