

A SURVIVAL GUIDE FOR PC OWNERS

February 1995

# Popular Electronics

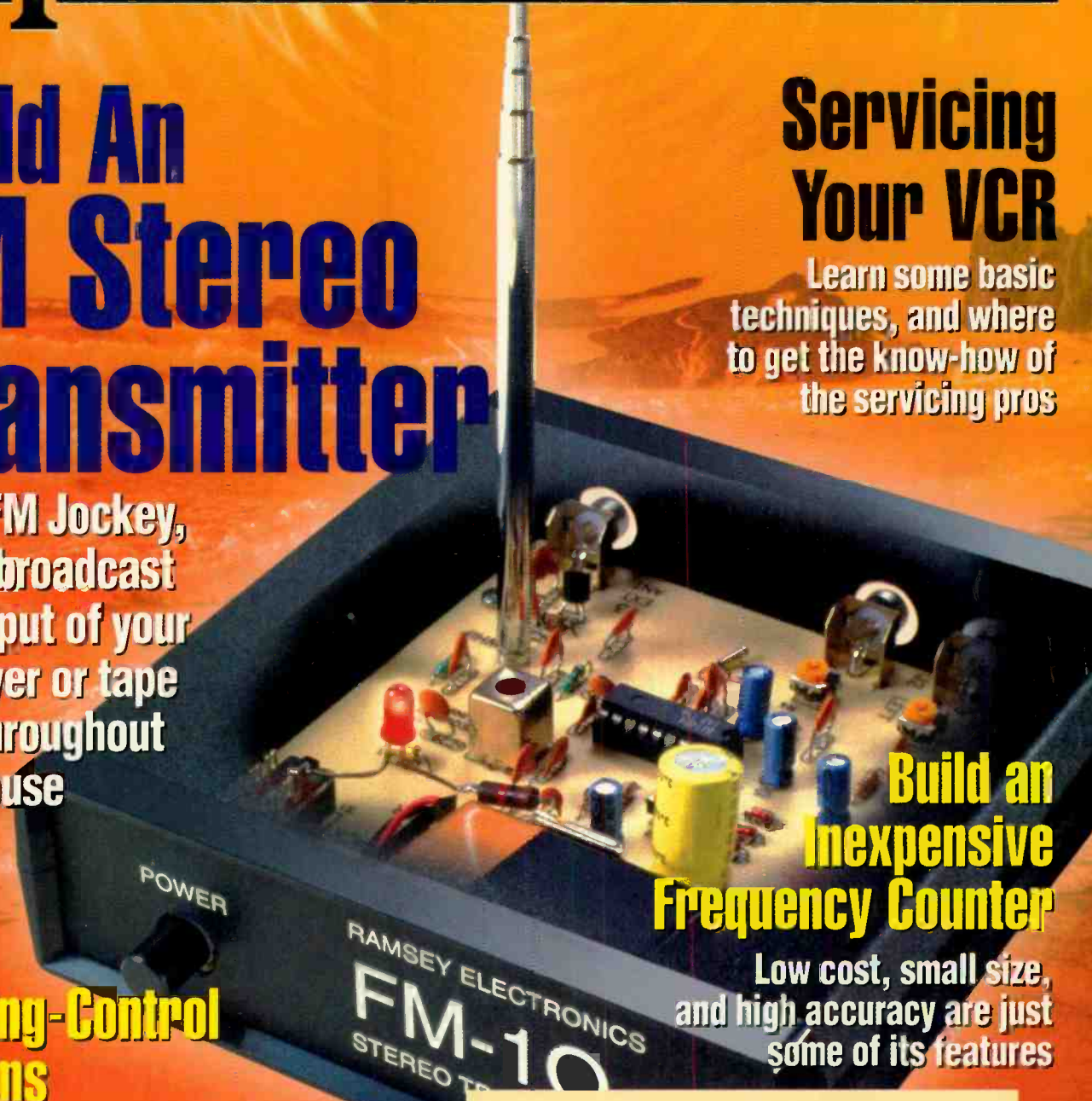


## Build An FM Stereo Transmitter

Be an FM Jockey, or just broadcast the output of your CD player or tape deck throughout your house

## Servicing Your VCR

Learn some basic techniques, and where to get the know-how of the servicing pros



## Build an Inexpensive Frequency Counter


Low cost, small size, and high accuracy are just some of its features

## Handling-Control Systems For Your Car

A look at the technology behind the next generation of accident-avoidance systems

\$3.50 U.S.  
\$3.95 CAN.

A GERNSBACK PUBLICATION



#BXBDCCH CAR-RT SORT \*\* 0024

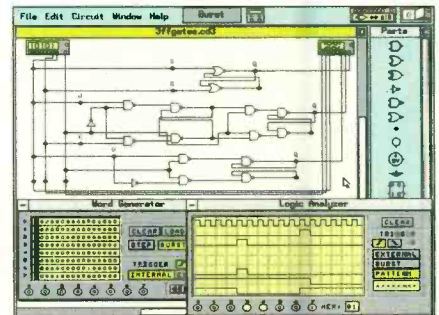


#605060HM997GA006# FEB95 P80  
ROBERT DAHM RESP  
997 GRAND AVE # 111  
AURORA IL 60506-2513

“Design work is faster and cheaper with Electronics Workbench.”

Mark Weaver  
Production Engineer Technician  
Colorado Memory Systems/HP

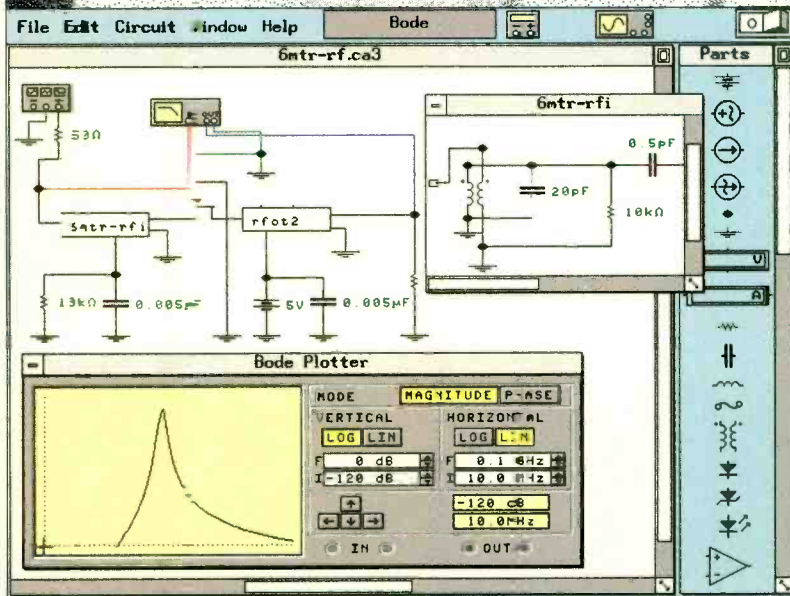
Electronics Workbench is a highly productive bench where you design and verify circuits in a fraction of the time. Connections are always perfect. Wires route themselves. And the simulated components and test instruments work just like the real thing.



Digital Module: Analyzing a logic circuit.

It's faster than building with actual components because you change connections and component values instantly. And since the simulated components are free, you don't need to replace burnt-out parts or keep an extensive inventory. The result: You save precious time and money. Guaranteed!\*

The standard for simplicity and power for over six years, Electronics Workbench is the most popular tool of its kind. It has gained worldwide acclaim as the ideal complement to any test bench. **Fact: Over 90% of our customers recommend it to their friends and colleagues.**



Analog Module: Tuning an RF front end.



Just \$299\*  
For DOS, Windows or Mac Version.



# Electronics Workbench®

The electronics lab in a computer™

## Call: 800 263-5552

INTERACTIVE IMAGE TECHNOLOGIES LTD.

908 Niagara Falls Blvd. #068, North Tonawanda, NY 14120-2060

Telephone: (416) 361-0333 FAX: (416) 368-5799

\*30-day money-back guarantee.

Prices in U.S. dollars, shipping \$15. Offer valid in U.S. and Canada only. All trademarks are the property of their respective owners.



CIRCLE 167 ON FREE INFORMATION CARD

# Popular Electronics®

FEBRUARY 1995

Vol. 12, No. 2



## COVER STORY

### 33 Build an FM Stereo Transmitter

Be an FM disc jockey, or just broadcast the output of your CD player or tape deck throughout your house with this easy-to-build FM stereo transmitter that has a range of a quarter mile, or more—

*Fred Blechman*

## CONSTRUCTION

### 40 Build a Solar-Powered Model Airplane

Harness the power of the sun with this fun-to-build, fun-to-use toy airplane—*Marc Spiwak*

### 53 Build a 25-MHz Frequency Counter

High accuracy, compact size, and low cost are just a few of the features of this handy addition to any workbench—*Mark Emery Bolles*

## FEATURES

### 37 Handling-Control Systems

A look at the technology behind the next generation of accident-avoidance systems for your car—*Bill Siuru*

### 46 A Survival Guide for PC Owners

Here are the steps to take before disaster strikes your personal computer, and what to do to minimize the damage afterwards—*Karl T. Thurber, Jr*

### 58 Learn How to Service VCR's

Learn some basic VCR-servicing techniques, and where to get the know-how of the servicing pros—*Marc Spiwak*



Page 33



Page 53



Page 58

POPULAR ELECTRONICS (ISSN 1042-170-X) Published monthly by Gernsback Publications, Inc. 500-B Bi-County Boulevard, Farmingdale, NY 11735. Second Class postage paid at Farmingdale, NY and at additional mailing offices. One year, twelve issues, subscription rate U.S. and possessions \$21.95, Canada \$28.84 (includes G.S.T. Canadian Goods and Services Tax Registration No. R123166280), all other countries \$29.45. Subscription orders payable in U.S. funds only. International Postal Money Order or check drawn on a U.S. bank. U.S. single copy price \$3.50. Copyright 1994 by Gernsback Publications, Inc. All rights reserved. Hands-on Electronics and Gizmo trademarks are registered in U.S. and Canada by Gernsback Publications, Inc. Popular Electronics trademark is registered in U.S. and Canada by Electronics Technology Today, Inc. and is licensed to Gernsback Publications, Inc. Printed in U.S.A.

Postmaster: Please send address changes to Popular Electronics, Subscription Dept., P.O. Box 338, Mount Morris, IL 61054-9932

A stamped self-addressed envelope must accompany all submitted manuscripts and/or artwork or photographs if their return is desired should they be rejected. We disclaim any responsibility for the loss or damage of manuscripts and/or artwork or photographs while in our possession or otherwise.

As a service to readers, Popular Electronics publishes available plans or information relating to newsworthy products, techniques, and scientific and technological developments. Because of possible variances in the quality and condition of materials and workmanship used by readers, Popular Electronics disclaims any responsibility for the safe and proper functioning of reader-built projects based upon or from plans or information published in this magazine.

P R O D U C T R E V I E W S

**9 Gizmo**

Zenith satellite-TV receiver, General Electric Kitchenvision TV/VCR combo, Franklin Electronic Bartender's Guide, Palm Computing handwriting-recognition software, and lots more

**23 Hands-On-Report**

MEI Micro removable mass-storage system

C O L U M N S

**6 Multimedia Watch**

Instant publishing on CD-ROM—*Marc Spiwak*

**28 Think Tank**

Answering some questions—*John Yacono*

**64 Antique Radio**

This and that—*Marc Ellis*

**68 Computer Bits**

Buy or upgrade, part 2—*Jeff Holtzman*

**70 Circuit Circus**

A circuit grab bag—*Charles D. Rakes*

**76 DX Listening**

Popular-priced shortwave receivers—*Don Jensen*

**78 Ham Radio**

Monitoring SID's—*Joseph J. Carr*

**80 Scanner Scene**

Monitoring bumper beepers—*Marc Saxon*

D E P A R T M E N T S

**3 Editorial**

**4 Letters**

**74 Electronics Market Place**

**82 Electronics Library**

**84 New Products**

**95 Popular Electronics Market Center**

**134 Advertiser's Index**

**135 Free Information Card**

**Larry Steckler**, EHF, CET  
editor-in-chief and publisher

**EDITORIAL DEPARTMENT**

**Carl Laron**, editor  
**Dan Karagiannis**, associate editor  
**Teri Scaduto**, assistant editor  
**Evelyn Rose**, editorial assistant  
**Marc Spiwak**, editorial associate  
**Joseph J. Carr, K4IPV**,  
contributing editor  
**Marc Ellis**, contributing editor  
**Jeffrey K. Holtzman**,  
contributing editor  
**Don Jensen**, contributing editor  
**Marc Saxon**, contributing editor  
**John Yacono**, contributing editor

**PRODUCTION DEPARTMENT**

**Ruby M. Yee**, production director  
**Karen S. Brown**,  
production manager  
**Kathy Campbell**,  
production assistant

**ART DEPARTMENT**

**Andre Duzant**, art director  
**Russell C. Truelson**, illustrator

**Jacqueline P. Cheeseboro**,  
circulation director

**Michele Torrillo**,  
POPULAR ELECTRONICS bookstore

**BUSINESS AND EDITORIAL  
OFFICES**

Gernsback Publications, Inc.  
500-8 Bi-County Blvd  
Farmingdale, NY 11735  
1-516-293-3000  
FAX: 1-516-293-3115  
President **Larry Steckler**

**SUBSCRIPTION  
CUSTOMER SERVICE/  
ORDER ENTRY**

1-800-827-0383  
7:30 AM - 8:30 PM EST

**Advertising Sales Offices  
listed on page 134**

Composition by Mates Graphics

Cover by Loewy Design  
Illustration by Chris Gould



Since some of the equipment and circuitry described in POPULAR ELECTRONICS may relate to or be covered by U.S. patents, POPULAR ELECTRONICS disclaims any liability for the infringement of such patents by the making, using, or selling of such equipment or circuitry and suggests that anyone interested in such projects consult a patent attorney.

# EDITORIAL

## BYE-BYE CABLE

Let me say right from the start that I absolutely hate my cable-TV company. Predatory pricing (one of the highest rates in the country), miserable customer service ("If you are unhappy with your service, you can always cancel"), poor selection, a nearly unusable on-screen guide (and no free printed guide)—the list goes on and on.

When the FCC re-regulated cable last year, my initial "reduction" resulted in an *increased* cost of a couple of dollars. Of course, my case was by no means unique; in fact, so many customers around the country received rate increases instead of the intended decrease that the FCC mandated a recalculation of the rate adjustments. That did result in a decrease—of one cent!

Then, to add injury to insult, a couple of months later my cable company raised the price for all of their unregulated programming options, which means everything except broadcast basic. The net result of all of those rate changes was a nearly 10% increase in the cost of my cable service. So much for re-regulation!

But the final straw came when I called to inquire about some programming services that are available as part of the basic package on most other cable services around the country. I'm not talking about anything exotic here, mind you, but rather services like Comedy Central, the Sci-Fi Channel, ESPN2, and so on. I was told that while they were not available in my area at the current time, I would soon have the "opportunity" to purchase them at an added cost.

Enough is enough; I have decided to take my cable company up on their offer—I am canceling my service. What made that decision even easier is that I now have a viable alternative. It is the DSS direct-broadcast satellite service.

I am apparently not the only one that is less than enthusiastic about his or her cable service. Early sales indicate that DSS may become the most quickly accepted consumer-electronics product in history. Is it for you? That depends on your circumstances. I am putting in my system over the weekend, and when we get together next time, I'll tell you more about it.



Carl Laron  
Editor

## Earn Your B.S. Degree in COMPUTERS or ELECTRONICS



### By Studying at Home

Grantham College of Engineering, now in our 44th year, is highly experienced in "distance education"—teaching by correspondence—through printed materials, computer materials, fax, modem, and phone.

No commuting to class. Study at your own pace, while continuing on your present job. Learn from easy-to-understand but complete and thorough lesson materials, with additional help from our instructors.

Our Engineering Technology B.S. Degree Program is available in either of two options:

- (1) The B.S.E.T. with Major Emphasis in Electronics, OR
- (2) The B.S.E.T. with Major Emphasis in Computers.

Our Computer Science B.S. Degree Program leads to the B.S.C.S.—the Bachelor of Science in Computer Science.

An important part of being prepared to *move up* is holding the right college degree, and the absolutely necessary part is knowing your field. Grantham can help you both ways—to learn more and to earn your degree in the process.

Write or phone for our free catalog. Toll free, 1-800-955-2527, or see mailing address below.

Accredited by  
the Accrediting Commission of the  
Distance Education and  
Training Council

**GRANTHAM**  
*College of Engineering*  
Grantham College Road  
Slidell, LA 70460

## PROJECT PHOTOGRAPHY POINTERS

Fred Blechman's article, "Screen Shots and Project Photography Made Easy" (**Popular Electronics**, December 1994) was interesting and contained some useful information for novice photographers. However, I would like to take exception to some of the recommendations made by Mr. Blechman, and offer one or two of my own.

First, the type of film he suggests is a daylight color-print film. That is a poor choice for use in photographing projects for a number of reasons. Of the eight uses for such photographs listed by the author, almost none can make use of color prints. As far as I am aware, no magazine, book, documentation, or manual will accept color prints. The color-separation process used in printing requires color transparencies or slides. As for illustrating a lecture, that is best done with a slide projector.

Therefore, if the stated objectives are to be met, a slide film such as Ektachrome or Kodachrome (buy American!) is the better choice.

Daylight film, used with tungsten light, requires extensive color correction. Mr. Blechman suggests the use of an 80A filter for that purpose but admits that he has to go to a custom processor and pay extra for further color correction. An 80A filter is ineffective in correcting for the light from a 60-watt household lamp because that type of lamp has a color temperature of about 2600 K, while the filter is designed to correct for 3200 K photographic lights.

Color films are available in Type A (3400 K for photofloods) and Type B (3200 K for studio lamps) as well as Daylight. The

# LETTERS

most useful for our purpose is Type B. I use Ektachrome 160T, which used to be called High-Speed Ektachrome before film speeds became superponic.

I also use a 60-watt household lamp for the "painted light" technique described in the article, but I use a special transformer to boost the voltage to the point where the color temperature is 3200 K. That occurs at about 170 volts for most household lamps under 100 watts. Since **Popular Electronics** is an electronics magazine, I suspect that many readers will be able to come up with a circuit that will provide the necessary voltage and current. One simple approach would be to operate the lamp on a 220-volt circuit (if available) and use various other lamps or heaters in series with the one used for photography. Juggle the load resistance with various series/parallel combinations and different wattage lamps until the voltage across the photo lamp is 170 volts. That shortens the life of the lamp considerably, so it might be a good idea to add a switching arrangement to lower the voltage to normal during setup. Be sure to shield the light emitted by the load lamps from the scene being photographed. If the lamp is too bright for your required exposure time, simply use a 40- or 25-watt lamp, adjusting the load resistance to maintain the 170 volts required.

A final word about color photography might make the above points moot. It is critical only when there is the necessity for good fidelity between the subject and the picture. Who knows (or cares) what the exact color of an electronic project is supposed to be? As a matter of fact, quality custom color processing requires that a standard color card, or at least a human being, be included on the roll of film to be processed. It is more important in portraits because we all have a pretty good idea of what flesh color is supposed to look like. Think of how hard it is

to adjust the hue and intensity controls on a TV set unless there is a person on the screen to use as a reference.

D.D.V.

*Tuckahoe, NY*

## SMC-SUPPLIER ADDITION

I'd like to make an addition to the list of component suppliers that appeared in the article "A Hobbyist's Guide to Surface-Mount Technology," which appeared in the January 1995 issue of **Popular Electronics**: Garrett IEU, Inc., 3070 Skyway Drive, #104, Santa Maria, CA 93455. Their telephone number is 800-767-0081 or 805-922-0594, and the Fax number is 805-922-3643.

E.C.

*Las Vegas, NV*

## CRASH-PROTECTION UPDATE

The article "All About Crash Protection" (**Popular Electronics**, November 1994) mentioned the SRS-40 Supplemental Restraint system. We appreciate the reference to the system, but would like your readers to note that Applied Safety and Wynn's Climate Systems no longer distribute it. The SRS-40 is now distributed by Breed Technologies, 5300 Old Tampa Highway, P.O. Box 95023, Lakeland, FL 33804-5023; telephone, 1-800-247-6601.

R.L. GREEN

*Director, Aftermarket Sales  
Breed Technologies, Inc.*


## HAVES & NEEDS

Thank you for publishing a superb and interesting magazine. I need help in locating a Phillips screwdriver, point size "000," that is offset at a 90° angle. Any response will be appreciated.

Thank you.

STEVEN H. SCHROEDER  
2417 Emery Street  
Longmont, CO 80501

## 3M breadboards for less dough.



Lower prices, plus jumper wires and a diskette. No wonder interest is rising.

Remember, 3M Breadboards carry a lifetime warranty. For more information, call 1 (800) 328-0016, ext. 103.

© 3M 1994

**3M** Reliability

CIRCLE 164 ON FREE INFORMATION CARD

# Mastercourse In Personal Computers

Now  
Available,  
**EASY**  
**4-PAYMENT**  
**PLAN.**

- **Ease of Learning**
- **Quality of Education**
- **Value**

**You've Grown to Expect from Heathkit**

## Heathkit is Better

We Teach You, Take Care Of You,  
And We Put Our Money  
Where Our Mouth Is

Using real-world exercises and easy-to-understand lessons, you will learn all the theory, the skills, and the trade secrets to confront and conquer the practical and technical aspects of the PC revolution. And unlike others, we back it up with a guarantee of satisfaction—or your money back.

## Heathkit is Better

Our Exclusive Computer-Aided  
Instruction Makes Learning  
Easy, Fast, & Fun

The truly qualified PC Technicians possess knowledge of the inner workings of a computer right down to the electronics level. This is the only type of technician we are interested in producing—the kind that ends up "truly qualified." So Heathkit

provides an electronics curriculum in our exclusive computer-aided instruction format—which is today the fastest, most effective learning media around and is the most extensive electronics curriculum of its kind in the world.

## Heathkit is Better

We Send You

"The Good Stuff"

**On Day-1** With Heathkit from day 1 you have the entire training package including a fully loaded Zenith Data Systems **486** computer including a **SVGA color** monitor, **2MB** of memory, **Windows®**, and diagnostic software.

Other home study schools string you along for dozens of weeks before they send you what is by then obsolete pieces of a no-name clone that *might* work if assembled correctly into a computer.

Our computer is fully assembled and tested, and covered by a 1 - year on-site warranty.

## Heathkit is Better

You Be

The Judge

Call today for more information!

1-800-253-0570

**Yes!** Send me more information on Heathkit's Mastercourse in Personal Computers.

Name \_\_\_\_\_

Address \_\_\_\_\_

Address \_\_\_\_\_

City \_\_\_\_\_

State \_\_\_\_\_ Zip \_\_\_\_\_

Phone \_\_\_\_\_



• P.O. Box 1288 • Benton Harbor, MI 49023-1288

• 1-800-253-0570

• Please mention this code when calling 107-034

CIRCLE 155 ON FREE INFORMATION CARD

www.americanradiohistory.com

# MULTIMEDIA WATCH

By Marc Spiwak

## Instant Publishing on CD-ROM

The next time you see a major news event begin to unravel, be on the look out for a CD-ROM devoted entirely to the event to hit stores about a week later. That's my prediction if instant publishing continues on its course.

I recently learned of a new CD-ROM title that follows that "premature" release policy of instant publishing. That is *The People vs. O.J. Simpson* from Turner Home Entertainment. Even if you have no interest

in O.J.'s situation, I'm sure this disc is going to be a collector's item, so order now!

How fast was the marketing of the O.J. CD-ROM? Well, the bodies of Nicole Brown and Ronald Goldman were found on June 13, 1994. About two weeks later, Turner Home Entertainment decided to create a CD-ROM, and the product was released on September 14, almost a week before O.J. was first scheduled to go on trial. It seems that the CD-ROM publishers are way ahead of even the TV movie guys!

The disc contains over an hour of CNN video footage of the O.J. Simpson story, and it lets you navigate through all the facts surrounding the case—at least all the facts that were uncovered before the disc was completed. You create your own investigation of the case by selecting from 10 menu choices: the murder, the players, the legal debate, the victims, the suspect, the timeline, the court of public opinion, the evidence, the arrest, and the People vs. O.J.

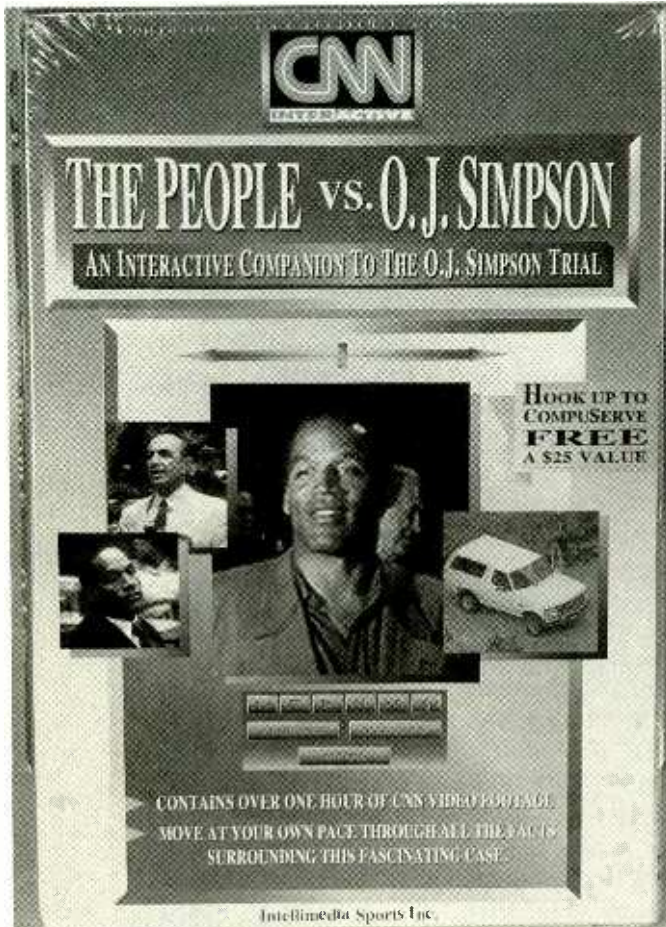
Unfortunately for die-hard Simpson-trial followers, the disc might seem incomplete, as it only features the information uncovered before publishing was completed. And quite possibly, the "real truth" might be told before this column even hits print. Once the fate of O.J. is known, however, I'm sure there will be a follow-up disc that will make for a nice little 2-disc O.J. Sim-

pson set. But for fans of the O.J. Simpson case who need to update their PC database on O.J. faster than the CD-ROM format will allow, the disc also comes with a free sign-up software package (worth \$25) to hook up to CompuServe, where up-to-the-minute O.J. information can be found.

### NEW STUFF

If you want to keep up on news that's slightly less current than the O.J. Simpson case, try *Time Almanac 1990's* and *Time Almanac Reference Edition*, both from Compact Publishing. The 1990's edition contains the complete text of all Time Magazine articles from 1989 through May 2, 1994, and more, including video clips. The Reference Edition is the most in-depth of the Time Almanac series, with over 20,000 articles and 40 minutes of video. The Time Almanac 1990's has a suggested retail price of \$49.95 and the Reference Edition is \$99.95.

This month I've got a couple of CD-ROM's that are helpful in planning family outings. The first one, *AAA Trip Planner*, is the ultimate road-trip resource on CD-ROM from Compton's New Media. The disc is packed with information on hotels, restaurants, and points of interest all across the United States. The database is provided by the American Automobile Association (AAA), so it is highly accurate. The user types in a starting point, a destination,



*The People vs. O.J. Simpson* from Turner Home Entertainment lets you conduct your own investigation of the famous case.



SCANNER USERS • COMMUNICATIONS PROFESSIONALS

# We've Got Your Numbers!

(325,000 FREQUENCIES)


## POLICE CALL 1995 EDITION

**COMPLETELY REVISED  
CURRENT THROUGH OCTOBER, 1994**

- 15,000 Codes and Signals.
- FCC and Federal Frequency Allocations 25-941 MHz.
- New Glossary of Slang and Terms.
- Illustrated Listener's Guide Book.

**GOT A SCANNER? GET POLICE CALL.**

At your scanner dealer and all Radio Shack stores.



More People Buy **POLICE CALL** Than All Other Frequency Guides (VHF/UHF) Combined.

and any points in between, and the trip planner plots it all out on a map that can be printed. The AAA Trip Planner is \$59.95.

The second disc, *Great Restaurants, Wineries, & Breweries*, is the gourmet guide to eating in America from Deep River Publishing. More than 4000 photographs and menus showcase over 1400 of the best makers of food, wine, and beer in the country. Recipes from many of the restaurants are also included. Eat, drink, and be merry for \$39.95.

*Learn To Speak French 4.0* and *Learn To Speak Spanish 4.0* are the latest ways from Hyperglot Software to learn either language. Learning a foreign language is one exercise that really benefits from multimedia. Hearing how something is pro-

nounced is always better than guessing, and the ability to instantly jump from section to section on CD-ROM beats both audio- and video-tape educational methods hands down. The discs list for \$179.00 each.

I've got two new discs from Microsoft this month, *Ancient Lands* and *Multimedia Strauss*. *Ancient Lands* covers the life and culture of ancient empires and civilizations such as Egypt, Greece, and Rome. *Multimedia Strauss* covers three of Richard Strauss' masterpieces: *Don Juan*, *Death and Transfiguration*, and *Till Eulenspiegel*. Those discs list for \$59.95 each.

For all those amateur detectives out there, *Who Killed Brett Penance* from Creative Multimedia is sure to be of interest. Starring Sheryl Lee from the "Twin



*The Flightstick Pro from CH Products makes piloting any flight game more fun.*

Peaks" TV show, *Who Killed Brett Penance* lets the user interview suspects and witnesses with over 90 minutes of video. The user must collect enough evidence to build a case against a suspect. *Who Killed Brett Penance* sells for \$29.95.

The year is 2012. An alien

invasion has begun. You are a special forces agent who must eliminate the invaders in a high-rise that's 30 floors in a "living hell." *Corridor 7* from Capstone is powered by an enhanced Wolfenstein 3D engine licensed from Id software, so the action and graphics are quite good. You can play *Corridor 7* on CD-ROM for \$49.95.

If you're into adult entertainment on CD-ROM, then you might be interested in a line of products from Pixis Interactive. In particular, check out *Scissors and Stones*, *Virtual Vixens*, and *NeuroDancer*. I can't discuss the details of those discs here, but you might want to check them out for yourself. They list for \$69.95 to \$79.95.

Spectrum Holobyte just sent me their brand new  
*(Continued on page 86)*



# Could the latest in wireless speaker technology *outperform* the audio industry's biggest names?

*New technology broadcasts stereo signals on a wide 900 MHz band, giving you crystal-clear sound in any room of your home.*

by Charles Anton

If you're like me, you spend hundreds of dollars a year on the music you listen to. Unfortunately, you're not always in the room where your stereo is. So either you don't listen at all or you turn the volume up so that you can hear your music while you're in other rooms. Sometimes it's so loud you can barely hear the telephone or doorbell.

**Music in every room.** Imagine being able to listen to your stereo or TV in any room of your home without having to run miles of speaker wire. Due to new developments in 900 MHz technology, Recoton was able to introduce a whole new generation of powerful wireless speakers. The transmitter allows stereo signals to travel distances of up to 150 feet (a 70,000 square foot radius) through walls, ceilings and floors without loss of sound quality

**New breakthrough.** Recently, the FCC designated a 902-928 MHz radio band specifically for wireless in-home applications. The wider frequency band allows clearer, stronger transmission of stereo signals throughout your home. This breakthrough technology allows these wireless speakers to rival the sound of wired speakers.

**Unlimited options.** The powerful transmitter plugs into the headphone, audio-out or tape-out jack on your stereo or TV. The speakers plug into an outlet. One transmitter broadcasts to an unlimited number of speakers and headphones. And since each speaker contains its own built in receiver/amplifier, there are no wires running from the stereo to the speakers.

**Full dynamic range.** The speaker, mounted in a bookshelf-sized acoustically constructed cabinet, provides a two-way

### High-tech wireless sound

Recoton's breakthrough wireless speakers rival the sound of expensive wired speakers. Both the speakers and the headphones contain a built-in receiver and amplifier. Signals are transmitted up to 150 feet through walls without using wires. Their bookshelf-sized (9"H x 6"W x 5.5"L) design provides 10 watts of sound per channel.



bass reflex design for individual bass boost control. Full dynamic range is achieved by the use of a 2" tweeter and 4" woofer. Plus, automatic digital lock-in tuning guarantees optimum reception and eliminates drift.

The new technology provides static-free, interference-free sound in virtually any environment. These speakers are also self-amplified, so they can't be blown out no matter what your stereo's wattage.



.....  
**Add thunderous bass and save \$100.** If you're one of the thousands already enjoying Recoton speakers, or if you order two speakers and a transmitter now, you can save on the bass boost subwoofer. This 10-inch rear-firing subwoofer delivers 50 watts of high-powered stereo sound. It uses the same transmitter as Recoton's stereo speakers. And since bass tones are omni-directional, you can place it inconspicuously in one area of the room and the regular speakers in another. You'll improve the depth of your stereo's sound and save \$100 dollars off the retail price with this special limited-time offer!

### "Dare to Compare" Speaker Challenge.

Compare Recoton's rich sound quality to that of any \$900 satellite subwoofer speaker system. If you're not completely convinced that this wireless system offers the same outstanding sound quality, simply return it within 90 days for a full "No Questions Asked" refund.



Recoton's wireless bass boost subwoofer adds rich bass tones.

.....  
**Factory direct savings.** Factory direct pricing allows us to offer these speakers far below retail. You get our 90-day "Dare to Compare" money-back guarantee and full one-year manufacturer's warranty. Most orders are processed within 72 hours and shipped via UPS.

- Recoton transmitter ..... \$69 \$7 S&H
- You need at least one transmitter to operate system.
- Recoton speaker ..... \$89 \$9 S&H
- Recoton headphones ..... \$69 \$7 S&H
- Wireless subwoofer ..... \$299 \$199 \$24 S&H

*With purchase of two speakers and a transmitter. Please mention promotional code 721-PL1110.*

**For fastest service call toll-free 24 hours a day**

**800-992-2966**



*To order by mail, send check or money order for the total amount including S&H (VA residents add 4.5% sales tax). Or charge your credit card by enclosing your account number and expiration date.*

**COMTRAD INDUSTRIES**

2820 Waterford Lake Drive, Suite 106  
 Midlothain, Virginia 23113

# GIZMO

A CHRONICLE OF CONSUMER ELECTRONICS

## Dish it Up!

**ZENITH ZS8000LE SATELLITE TV RECEIVER.** From: Zenith Electronics Corporation, 1000 Milwaukee Avenue, Glenview, IL 60025. Price: About \$1200.

Although the excitement surrounding the launch of the RCA DSS digital satellite receiving system is well deserved, traditional C-band satellite reception can't be beat for the variety of programming available. And with the convenience features built into the *Zenith ZS8000LE* receiver, satellite TV can be easy to use.

Because satellite TV is confusing to many people, a brief review of the basics is in order. Satellites are used to distribute television programming across the country. Cable-TV systems, for example, receive satellite-delivered programming from such program providers as HBO, and redistribute the programming to the cable subscribers. Networks also feed most of their programming to their affiliates via satellites.

Satellite-dish owners can tune in to a wide variety of that programming as well. Most satellite-delivered programs are available to individuals by subscription. Virtually all of the major cable networks are scrambled, however, to prevent non-paying dish owners from watching.

Unlike the new direct-broadcast satellite (DBS) system, there is still plenty to watch on satellite TV for free. Un-edited news feeds can be found in abundance, for example. Some cable networks, including the Learning Channel and Fox's FX, can be found "in the clear" along with religious channels, shopping channels, and more. Sports backhauls—transmissions back to the network for redistribution—can also be found (when players aren't on strike, that is). That's no longer true for baseball and football. League rules prohibit the showing of most baseball games outside of the local area, and football—virtually every game—is available for a season subscription priced at \$139.

A wide variety of audio services are also available by satellite, and can be tuned in.



Everything from WCBS, an all-news station from New York, to KLON, a commercial-free jazz station from Long Beach, California is available to dish owners.

Because of the great variety and amount of satellite-delivered programming, a satellite system can be difficult to operate. Unlike DBS systems, which receive programming from one satellite, a home satellite receiver must be able to scan the sky to pick up programming from a variety of satellites. (There are about 19 C-band satellites that can be seen in the continental U.S., and about 14 Ku-band satellites. To the uninitiated, all that can get confusing.)

Zenith, however, built in many convenience features to make the ZS8000LE not only easy to use, but easy to install as well. On-screen menus guide the installer through all of the steps.

The system-setup menu, which can be accessed only by entering the secret code found in the manual, allows the receiver to be configured. The ports for the LNB (low-noise block downconverter, the electronics mounted at the focal point of the dish) can be set for single or dual-LNB systems, or even LNBF (LNB with an integral feedhorn). The east and west limits for dish travel are also set from the menu.

The next step is to program the satellite locations. Assuming that the dish is set up properly and is accurately tracking the arc, you can simply search the sky by pushing the EAST or WEST keys on the remote control until a signal is found. An installer

will be able to recognize many satellites by the programming that is found, but most people will find that a satellite-TV program guide will be a great help in identifying the satellites.

A channel-scan mode, in which the receiver rapidly scans through all channels at both horizontal and vertical polarities, makes it easy to find a satellite. Without such a mode, you might pass a satellite without knowing it because you were tuned to a transponder that wasn't active.

Once a satellite is found, the dish position and the skewing must be peaked for maximum signal. The ZS8000LE makes it easy with a feature called ZAP or Zenith Automatic Peaking. Simply pressing the ZAP key causes the receiver to automatically adjust the dish, the polarity, and the fine tuning to peak the signal—it's a great time saver for installers and it guarantees good results.

Another feature, called Auto Install, makes the installation process a breeze by eliminating the need to manually find all of the satellites in the arc. Only three satellites must be found instead: the eastern-most, the western-most, and a center-located satellite. The receiver then automatically searches the arc, programs the satellite locations in memory, and peaks all settings. As long as the three satellites are identified correctly and their signals are peaked, the auto-install mode works well and allows the entire programming to be completed in about ten minutes.



The remote control is simple thanks to the receiver's extensive menu system.

That auto-install feature can really only be expected to work when the receiver is first installed. Because satellites occasionally move to new locations or are replaced by satellites with different names, the locations stored in memory in the receiver may become inaccurate. Updated software would be required for the auto-install feature to be used for such changes.

The setup menu also has selections that are used after the system is installed. For example, assume that the dish is shifted in high wind. A handy selection allows the satellite locations to be shifted in one direction so that all locations don't have to be shifted manually.

Channels can also be customized in the setup menu. The name, volume, audio frequency, video level, and more can be configured for each channel.

The receiver can be customized in a host of other ways as well. Up to 100 channels can be stored in a favorite-program memory. Up to 100 audio programs can also be stored. The favorite-program memories eliminate the need to remember, for example, that the Sci-Fi channel is on Galaxy 5, transponder 4. Instead, a user could tune to the Sci-Fi channel by punching FAV on the remote control and then punching 49, or whatever number was assigned to it.

It's not even necessary to memorize the

favorite-program number. Instead, the favorite-programs can be stored by the categories of movies, sports, news, superstations, and variety.

Yet another way to categorize programming is by a user list. Up to five different users each can set up a list of personal favorite channels. A sports fanatic might choose to include the dozen or so sports channels on his list, while a cooking enthusiast might include The Learning Channel, the TV Food Network, and PBS. A child might program MTV and Nickelodeon. (Parents who want to ensure that their kids don't watch inappropriate programming can password-protect up to ten channels.)

Satellite audio services are among our favorite programming available with a dish. The ZS8000LE gives three ways to access them. First, from the main menu, you can select Audio Functions, which then provides ways to tune the left- and right-channel frequencies and select the channel bandwidth. You can also choose "other audio programs" from the audio functions menu, which allows you to search common audio-subcarrier frequencies. Finally you can store the audio settings in a favorite-program memory for quick recall.


The ZS8000LE receiver contains an internal clock and VCR timer. Actually, the VCR timer is four independent timers, each of which can be set for a single event, for a 5-day (Monday through Friday) daily repeat, a 7-day daily repeat, or a once-per-week recording. This is especially useful for capturing so-called "wild feeds," which often occur during early morning hours. So, for example, if you prefer to watch the ABC soap opera "All My Children" over breakfast instead of waiting for its usual afternoon time slot, you can record the wild feed at 1 AM. Of course, setting the receiver's VCR timer doesn't

set your VCR's timer. The VCR must also be set to record the output of the satellite receiver at the correct time.

If setting multiple timers is too confusing, you might choose to make use of the receiver's VCR Plus+ feature. VCR Plus+ is designed to be used with TV broadcast channels and cable TV. However the ZS8000LE is also compatible because it simulates a cable box. Thus, if you buy a VCR Plus+ stand-alone unit, or a VCR Plus+-equipped VCR, you can perform the "Set Cable" function by using the code number for Zenith cable boxes. The trick is to set the receiver's Favorite Program numbers to correspond to the channel numbers that the VCR Plus+ will output.

Another convenient feature that Zenith included in the receiver is Move Channel. Although many satellite programs remain on the same satellite and on the same transponder for years, others move around occasionally. Changes in the satellites cause programmers to shift from one bird to another as well. For example, during our review of the ZS8000LE, the three major network stations from PrimeTime 24 moved from Satcom F2 to Galaxy 4. Reprogramming the new locations was easy: We first went to the new location of, for example, WABC (G4, transponder 10). We then called up the menu, selected "Program Customizing, and then Move Channel. We then chose the old location where the program was. The new location then acquired the correct name and other settings. Even the favorite-program memories were updated!

Like most satellite receivers today, the ZS8000LE is compatible with Ku-band reception. The Ku band differs from the C-band in a couple of ways. First, none of the major cable-TV programmers are on the Ku band. However, Ku band is where you'll find numerous news feeds and such



The ZS8000LE rear panel. Here a VideoCipher descrambler module is being inserted in its slot.

### MAIN MENU

→ADD-DELETE FAVORITE  
→AUDIO FUNCTIONS  
VIDEO SETTINGS  
PARENTAL CONTROL OFF  
VCR TIMER  
SLEEP TIMER  
SETUP MENU  
USE ↑, ↓, ENTER  
CANCEL TO EXIT MENU

### FAVORITE PROGRAMS

→EXPRESS ---  
MOVIES  
SPORTS  
NEWS-NETWORKS  
SUPERSTATIONS-MUSIC  
VARIETY  
SATELLITE RADIO MENU  
USE ↑, ↓, ENTER, FAV  
CANCEL TO EXIT MENU

### SYSTEM SETUP

SET LNB PORTS  
SET E/U LIMITS  
SATELLITE LOCATIONS  
ADD/DELETE PARENTAL  
CLEAR MEMORY  
→CHANNEL CUSTOMIZING  
USE VCR PLUS [TM]  
  
USE ↑, ↓, ENTER  
USE ON/OFF TO EXIT

### ADD SATELLITE RADIO

G5/ 2  
NAME KLOK-  
→OTHER AUDIO PROGRAMS  
MODE STEREO  
BW NAR  
AUDIO L: 5.58 MHZ  
AUDIO R: 3.78 MHZ  
USE ↑, ↓,  
<=PRESETS, >= SAT RADIO  
CANCEL FOR PREV MENU

### CHANNEL CUSTOMIZING

→ADD/MODIFY CHANNEL  
RESET CHANNEL  
DELETE CHANNEL  
MCUE CHANNEL  
  
YOU'RE ON G4/10 WABC  
USE ↑, ↓, ENTER  
↔ FOR SAT  
CANCEL FOR PREV MENU

### VIDEO SETTINGS

→VIEW ALL CHANNELS  
SKIP CHANNEL  
FORMAT: U  
SKEW: -17  
VIDEO: NORMAL  
VIDEO ON SAT MOVE  
  
USE ↑, ↓, ENTER  
CANCEL FOR PREV MENU

The multiple menus of the ZS8000LE make it easy to control the receiver.

services as the Fire and Emergency Television Network (FETN), most NBC network programming, and ethnic programming. Because there is no threat of interference to terrestrial, telephone microwave transmissions, Ku-band satellites can have higher-power transponders.

However, Ku-band tuning can be frustrating because the dish must track the satellite arc perfectly. A system that has virtually perfect C-band performance might not receive Ku-band satellites at all! Another frustration is that Ku-band doesn't have standard transmitting frequencies like the C-band does. Channel polarities and frequencies vary from satellite to satellite, and channel numbers posted in satellite TV guides might or might not correspond to the receiver's display. Zenith's Ku-seeking, automatic frequency control makes Ku tuning much more user-friendly.

Our only complaints with the receiver are minor. For example, we would prefer separate audio-tuning controls on the unit's remote. Since we often tune through audio subcarriers, we would have found it more convenient than accessing multiple menus. We also would like to see a better front-panel display—something that would allow us to control the receiver without having to turn a video monitor on. Despite those complaints, we thoroughly enjoyed the Zenith ZS8000LE satellite receiver. Its picture performance was outstanding, and its menu system made it easy to use. ■

## GIZMO NEWS

### Sony + General Magic + AT&T

Sony has introduced its Magic Link Personal Intelligent Communicator, the first product based on General Magic's Magic Cap platform and Telescript technology. It is also the first to incorporate AT&T PersonaLink Services.

The Magic Link offers a combination of intelligent messaging capabilities that integrate e-mail, fax, telephone, online services, and nationwide paging. The initial target audience for the product is composed of mobile professionals who need communications to increase their efficiency. The product is primarily a communications tool, not a personal digital assistant or PDA. It does have a pen interface (a keyboard is an add-on accessory) but no handwriting recognition technology is built in.

Telescript technology is a standard for agent-based communications in which electronics agents are created to intel-



Sony's Magic Link Personal Communicator is based on Telescript technology from General Magic.

ligently navigate through a variety of services and across computer systems to perform tasks for their owners. For example, an agent might be programmed to page you when your e-mail account receives an important message from your boss, or when the price on a stock you are interested in drops below a certain level.

AT&T PersonaLink Services, which is based on Telescript technology, offers users a mailbox and a gateway connection to AT&T EasyLink Services. That, in turn, gives users access to public and private messaging systems worldwide, including the Internet and virtually any fax machine. Messages can contain not only text, but voice annotations, electronic ink, and more.

The Magic Link supports wireless messaging through the SkyTel paging network. Customers with a SkyTel alphanumeric pager or an optional Magic Link pager card can receive messages wirelessly through SkyTel.

In the future, an electronic shopping mall called PersonalLink Market Square will be available on-line. There, too, electronic shopping "assistants" will help subscribers browse through, select, and purchase goods.

PersonaLink Services is an open plat-

# World's first wireless home theater system makes professional-quality surround sound affordable...

Now you can add surround sound to your home entertainment lineup with the amazing new Chase Technologies decoder that works with your existing stereo and an assortment of wired and wireless speakers.

by John Lindner

Let's face it. As much fun as renting a video can be, it's just not the same as seeing a movie in a theater. I remember the first time I saw *Jurassic Park*—I nearly jumped out of my seat when the dinosaurs roared. One of the reasons movies seem so real is because surround sound makes it seem

## The secret of surround sound

Surround sound has become the rage of the '90s because it adds depth and realism to stereo sound, giving you the home theater experience. In short, it makes you feel like you are actually at a concert a theater.

To get surround sound, some people have tried simply adding additional speakers to their home entertainment lineup. But it takes more than additional speakers to get surround sound; there needs to be a way of separating the original signal into distinct channels so that you're not just duplicating the same sounds and broadcasting them from different areas of the room.

The new Chase Technologies HTS-1 surround sound decoder does just that, and in a revolutionary way that rivals the best Dolby Pro-Logic and THX systems available. The HTS-1 provides five channels of sound from any two-channel stereo source.

The HTS-1 works with a variety of speakers. In the front, you can use your existing stereo speakers. For the rear, choose from inexpensive wired speakers, high-quality wireless speakers, or even an audiophile-quality wireless satellite subwoofer system. The HTS-1 also gives you the ability to add a powered center channel speaker (instead of using your TV's built-in speaker).



like you're actually there when events are happening. Now there's an incredible new device that lets you use your stereo receiver to get that same surround sound in your home.

**The secret's in the signal.** To get surround sound, you need to do more than simply add extra speakers. There needs to be a way of separating the signal from the musical score or movie soundtrack into distinct channels for each speaker. The new Chase Technologies HTS-1 surround sound decoder does just that, and in a revolutionary way that rivals the best Dolby Pro-Logic and THX systems available today.

**Wins over critics.** In the September 1994 issue of "High Performance Review," noted audio critic Daniel Kumin said "the HTS-1 can do quite a job of recreating a 3D theatrical experience...surround effects emanated with satisfying fullness...sound was clean at any level...with quite involving and natural sound ambience."



**The new HTS-1 decoder won the Design and Engineering Award at the Consumer Electronics Show for being one of the best and most innovative new products.**

Surround™ signals in every stereo, videotape or laserdisc. This passive method is superior to active decoders such as Dolby and THX because it requires no AC current to decode. As a result, you experience more clarity, more detail, and a greater sense of space. Plus, you won't experience the noise or distortion which can occur with active decoding methods. You don't need any extra amps! Just connect the HTS-1 to your stereo, add your speakers, and you'll experience the magic of home theater at a fraction of the cost of other systems.

Plus, John Sunier, a leading authority on surround sound and producer of *Audiophile Audition*, a nationally syndicated radio program for audio enthusiasts, says, "...the new Chase HTS-1, when used to decode the hidden ambience in all musical recordings, definitely outperforms all the Dolby and THX processors (which could cost you up to \$3,000)...I am impressed!"

## Decoding breakthrough.

Last year, audio industry veteran Bob Rapoport invented a new five-channel "passive" circuit for decoding the Dolby




**Five channel options.** The HTS-1 decoder can be used with two, three, four or five channels of amplification, making it the most cost effective method for upgrading your stereo system to full home theater performance on the market. Best of all, the HTS-1 works with a variety of hard wired and wireless speakers.

In the front, most people use wired stereo speakers. Use your existing stereo's speakers or use one of a variety of wired speakers. Comtrad also offers the Chase Dialog center channel speaker. If your front speakers are more than eight feet apart, adding a center channel speaker will help keep voices and sound effects centered on the screen for stunning localization and clarity. The Dialog is self powered and video shielded to prevent interference with your television set.

**The Chase HTS-1 decoder is the most cost-effective method for upgrading an existing stereo system to full home theater performance on the market.**





The new Chase Technologies HTS-1 surround sound decoder gives you the option of using either traditional wired speakers like the Chase ELF-1s, or using wireless speakers or a wireless satellite subwoofer system for additional convenience and enhanced sound quality.

**Wireless freedom.** When it comes to rear speakers, you can again choose standard wired speakers like the Chase ELF-1s. But if you want to avoid the hassle of running speaker wire up and down walls, behind furniture, and under carpet, you can add the freedom and convenience of wireless speakers.

Recoton wireless speakers utilize a transmitter which broadcasts sound signals up to 150 feet through walls, floors and ceilings. The speakers can be placed anywhere; they plug into a standard electric outlet. This eliminates the need to have wires running from the stereo to the speakers, which can be a nuisance with surround sound since the rear speakers are often elevated or wall mounted.

**Affordable option.** Recoton's W440 speakers allow you to add wireless rear channel speakers without compromising the sound quality that wired speakers deliver. Each self-amplified speaker contains a two-inch tweeter and four-inch woofer. They deliver 10 watts per channel for strong, clear fill sound. Their compact design (9" high x 6" wide x 5.5" long), make them the perfect bookshelf-sized companion to your home entertainment set up.

**Audiophile quality.** For the true stereo enthusiast, we offer the Recoton self-amplified wireless satellite subwoofer system. The satellite speakers in the system each bolster 25 watts of clean, distortion-free sound. The subwoofer adds a whole new dimension to your home theater with its 50-watt amplifier that's capable of creating enough rumble to make you feel like you're in the middle of an earthquake.

**The Recoton wireless subwoofer's 50-watt 10-inch speaker delivers thunderous bass that adds depth and realism to the surround sound experience.**



Even the most discriminating surround sound enthusiast will be engulfed by the abundant power and delighted with the full-range, first-rate sound from these black oak vinyl veneer speakers.

**Easy to install.** Every speaker option offered by Comtrad can be easily installed with the HTS-1 in a matter of minutes. Just connect the speaker outputs of your receiver or amp to the HTS-1, then

connect speaker wire to the front and rear speakers. When using wireless speakers, connect the transmitter to the output. One transmitter will broadcast to each wireless speaker.

**Risk-free home trial.** The best way to evaluate surround sound is in your home—not a showroom. That's why we're offering the 30-day risk-free home trial. Try these products in your home and if you're not delighted with the the surround sound experience, return them for a full "No Questions Asked" refund.

HTS-1 surround sound decoder.....\$99 \$10 S&H

Please mention promotional code 711-PL1109.

For fastest service call toll-free 24 hours a day

**800-704-1211**



To order by mail, send check or money order for the total amount including S&H (VA residents add 4.5% sales tax.) Or charge it to your credit card, enclosing your account number and expiration date.

**COMTRAD INDUSTRIES**

2820 Waterford Lake Drive, Suite 106  
Midlothian, Virginia 23113

## Speaker Options

### Wired Speaker Options

**Front Speakers:** The Chase HTS-1 surround sound decoder can utilize your existing stereo speakers, or any of a variety of wired speakers available through Comtrad or your local electronics dealer.



**Center channel speaker.** If the front speakers are more than eight feet apart, adding a center channel speaker will keep voice cues centered on the screen. We offer the Dialog. It is self-powered and video shielded to prevent interference with TVs. Dialog \$75 \$8 S&H



**Rear channel speakers.** We recommend the quality Chase ELF-1 in either white or black for inexpensive rear channel speakers. Mount them with the enclosed color-matched mounting brackets or flush mount them on the wall. ELF-1 .....\$99/pair \$10 S&H

### Wireless Speaker Options



**Rear channel speakers.** Recoton W440 wireless speakers are the perfect option for people who want quality stereo rear channel speakers without having to run speaker wire. Their two-inch tweeters and four-inch woofers deliver 10 watts per channel—clear, strong stereo fill sound. The speakers work up to 150 feet from the transmitter without loss of sound quality. TX1000 transmitter (works unlimited speakers) .....\$69 \$7 S&H  
W440 wireless speaker (each) ....\$89 \$9 S&H

Get the Chase HTS-1 half off (\$49) when you buy the W440 speaker system!



**Rear channel speakers.** For true audiophile-quality rear channel speakers, we offer the Recoton wireless satellite subwoofer system. This first-of-its-kind system combines a 10-inch rear-firing subwoofer with a pair of 25-watt satellite speakers. The subwoofer provides that distinctive "low-end punch" that you feel in movie theaters, while the satellites are designed to coincide



with surround sound processor specifications balance perfectly with the front speakers. WHT470 transmitter...\$69 \$7 S&H  
WHT421 wireless 50-watt subwoofer .....\$299 \$24 S&H  
WHT462 pair of wireless 25-watt satellite speakers \$329 \$24 S&H

Get the Chase HTS-1 FREE when you buy the satellite subwoofer system!

form, so, according to Gordon Bridge, president of AT&T Consumer Interactive Services. "It will be the creativity of numerous individuals and entrepreneurial companies that will bring the extraordinary power of this platform to its full potential." As other developers become involved, and as the service grows, the Telescript agents are expected to become more intelligent. For example, one envisioned application is a trip planner in which an agent would not only book the right flight and seat assignments, but also monitor the flight and notify you immediately of any delay or schedule changes.

At startup, the monthly subscription fee was set at \$9.95. After the first quarter of this year, subscribers will be billed based on their individual use and will have different pricing options available. Sony's Magic Link communicator carries a suggested retail price of \$995.

### Ground-to-Air Phone Calls

Making telephone calls from airplanes is old hat—it's been possible for ten years. Now, however, it's possible to receive phone calls while in the air! A new service from GTE Airfone is now permitting ground-to-air calls on Delta Shuttle and USAir Shuttle flights between Boston, New York, and Washington, D.C., and on United Airlines transcontinental flights. The service was expected to be available on more than 600 aircraft by the beginning of this year.

In reality, the service is more like ground-to-air paging than ground-to-air calling. It works like this: First, the passenger gets a "personal aircall number" and a personal identification number (PIN) from GTE Airfone. That can be done by calling 1-800-890-3939 on the ground, or \*039 from the plane. A land-bound caller can reach someone on a plane by calling 1-800-AIRPHONE and entering the passenger's aircall number and the caller's phone number. The caller then hangs up.

When the call is made, the phone in the appropriate row in the airplane rings, and the passengers seated in the row simply look on the phone's display screen to see if their seat number is indicated. If it is, the passenger enters his or her PIN and swipes a credit card through the phone. The caller's number is then displayed, and if the passenger wants to talk to that person, he or she then presses "Accept call" and the phone automatically dials the caller back.

The service doesn't come cheap. There is a \$2 activation charge per flight leg. Passengers are charged only for incoming calls they accept. The charge for those calls is the same for standard air-to-ground calls: a \$2.50 set-up charge, and \$2.50 per minute for domestic calls. In the first week of service, more than 40,000 ground-to-

air calling cards were issued. The activation charge was waived at that time.

### NFL on DSS

DirecTV, one of the program suppliers for the RCA DSS digital satellite system, has signed an agreement that gives the service the ability to offer NFL Sunday Ticket to its subscribers. DirecTV customers were scheduled to be able to subscribe to the last five weeks of the season for \$49.95. (The full-year price was \$139 for C-band satellite-dish subscribers, and it is expected that the price will be the same for both C-band and DBS viewers next year.)

NFL Sunday Ticket makes virtually all NFL games—including out-of-town games—available to subscribers for the single fee. Commercial establishments such as sports bars must buy a higher-priced subscription.

At press time, DirecTV was still in negotiations that would allow it to deliver all of the various regional Sports Channels to its subscribers.

### MPEG-2 Encoder

Toshiba Corporation announced that it has developed a video encoder that is compliant with the MPEG-2 (Moving Picture Experts Group) standard. The encoder, according to Toshiba, is the first MPEG-2 encoder to offer both constant and variable bit-rate encoding.

Constant bit-rate encoding compresses images at an unvarying rate, so that the image quality can fluctuate with the complexity of the original image. Variable bit-rate encoding varies the compression ratio of the image to match its complexity.

The Moving Picture Experts Group operates to set standards for the digital compression and decompression of video images. MPEG-2 is the most recent standard, and covers video with the same image quality as TV broadcasts. The standard was scheduled to be adopted by the International Standards Organization (ISO) and the International Electrotechnical Commission (IEC) by the end of 1994.

### Home Theater Winners

The Electronic Industries Association (EIA) has announced four winners of its "National Home Theater Award Search Contest." The entries were based on "more than just equipment," according to Gary Shapiro, who heads the EIA's Consumer Electronics Group. "The judges looked for creativity and for examples of how the home theater improved the quality of the lives of the entrants and their families."

The price of the winning systems systems ranged from under \$1500 to more than \$5000. For example, a machine oper-

(Continued on page 16)

## Now You're Cookin'!

**GE KITCHENVISION MODEL 13TVR40 TV/VCR COMBINATION.** From Thomson Consumer Electronics, 600 North Sherman Drive, P. O. Box 1976, Indianapolis, IN 46206; Tel: 317-267-5000. Price: \$499.

Whoever said that the kitchen is the heart of the home knew his stuff. Americans spend a substantial amount of their leisure time hanging around in the kitchen. Over the past two decades, it has become common to combine the kitchen/breakfast room with an adjoining seating area, to create a "great room" where family and friends can comfortably gather.

Gone are the days when kitchens were strictly for cooking and eating. Today's kitchens have become the focal point of our homes—the place where kids do homework and school projects, parents pay bills and keep up with correspondence, the family reads the Sunday papers, toddlers play, and everyone relaxes, whether or not food preparation or eating is involved.


Of course, none of those activities top the list of favorite leisure-time activities. Let's face it—most of us spend a good deal of our spare time watching television. So it's not unusual to find a TV in the kitchen. What is unusual, however, is to find a video product that's been designed specifically for use in the kitchen. That's just what Thomson Consumer Electronics had in mind for its combination TV/VCR dubbed the *GE KitchenVision™*.

Actually, the KitchenVision is a fairly standard-issue TVCR, with a few exceptions. First, its cabinet is white, to match today's popular lighter, brighter kitchens. Second, it comes with its own matching lazy Susan, so that the cook can easily spin it toward the food prep area while making dinner, and then point it back toward the table or sofa for more relaxed viewing. It also comes with Velcro mounting strips for its remote control, presumably to help keep the remote out of the soup and in plain sight. Finally, it comes with a cooking video—*The Frugal Gourmet's Fancy Chicken Dishes*—and a catalog containing hundreds of other cooking and entertaining videos, many of which are not available in stores.

So, in reality, it's the packaging that sets the KitchenVision apart from other TVCR's—and let's not downplay packaging. In a crowded market, it can make or break a new product.

The idea is clever: Cooking videos and cooking shows are extremely popular, but their lessons are difficult to put to use





unless you have a VCR in the kitchen. Yet most of us simply don't have the space, or the inclination, to mess with the wires and hookups involved with keeping both a TV and a VCR in the kitchen—not to mention the tangles that can result when you continually turn the video gear to face first the cooking area, then the dining area, and back again. The all-in-one KitchenVision, with its lazy Susan and bonus video, presents a tidy, practical solution to kitchen video.

The smartly packaged KitchenVision fills a niche that most of us didn't realize existed!

The KitchenVision combines a 13-inch color television with a 2-head VCR. As is common in TVCR's, the screen perched atop the VCR portion gives the unit a somewhat ungainly appearance (particularly if it is replacing a more compact, TV-only unit). The tape compartment is located at the lower left of the unit, with VCR controls arrayed below it (REW, PLAY, FFWD, and RECORD, along with LED indicators labeled TIMER and REPEAT) and to its right (STOP/EJECT). Also on the lower right of the unit are the POWER button and, arranged in a circle, the volume- and channel-up and -down buttons. A monaural speaker is found below the volume/channel controls.

Setting up the KitchenVision is a simple matter of connecting it to an antenna or cable system (the manual provides clear, illustrated directions for the technically challenged) and then setting the time and date. On-screen program-

ming makes that process a snap. It's also possible to connect another VCR or a camcorder to the KitchenVision's A/V rear-panel input jacks for copying and editing tapes.

On-screen programming also walks the user through the steps needed to place in AutoProgram memory the channels he or she wants the KitchenVision to stop on when either CHANNEL UP or CHANNEL DOWN is pressed. Selecting channel auto set from the on-screen menu allows the user to, first, select the antenna system (cable or antenna) and, second, to add or delete channels from the AutoProgram memory. (Programs that have been deleted from AutoProgram can still be accessed by pressing in the channel number on the remote control's numeric keypad.)

With front-panel controls limited to the basics, most of the TVCR's functions can be accessed only via the remote control. (It's a good idea to make use of that Velcro mounting strip so that the remote doesn't get lost in the clutter of the kitchen!) The buttons on the remote are grouped according to function, and it's relatively easy to find the button you need among the 50-odd that are found on the remote.


Pressing any function button causes an on-screen display to automatically appear, indicating the function or channel number selected. Pressing RECALL displays the function, time, channel number, time counter, and tape speed when in VCR mode; in TV mode, just the channel is displayed.

Besides the basics, the remote offers

controls for channel search, closed caption, sleep timer, and video adjustments. By pressing CHANNEL SEARCH, the KitchenVision automatically scans through all the channels in AutoProgram, pausing on each one for a few seconds. Closed captioning is accessed through an on-screen menu, which offers the options of turning the captioning on or off, or turning on the text mode. (When a station broadcasts text information such as program listings, it will appear in a block at the bottom of the screen.) The sleep timer allows the viewer to set the TV to turn off automatically after 30, 60, or 90 minutes. Brightness, picture, sharpness, color, and tint can be adjusted using the remote control to manipulate on-screen bar-graphs.

The remote is also used to control the VCR functions, which range from the basics—play, fast forward, rewind, pause, and record—to such special features as monitor, stop action, slow motion, frame advance, commercial scan, double-speed play, repeat tape play, record-end and time search, memory stop, and two different unattended recording options.

Many of those features are used during playback of tapes. Monitor, for instance, allows the user to monitor a TV channel during playback by putting the tape into pause and tuning the TVCR to the desired



The GE KitchenVision comes with an instructional video: The Frugal Gourmet's Fancy Chicken Dishes.

channel. Stop action allows you to stop a tape in mid-action to view a frame more closely without the jitter associated with paused action. The tracking button can be used to obtain a clearer stopped picture. Frame advance lets you view one stop-action after another.

Pressing the SLOW button puts the playback into slow motion. The slow-motion speed can be increased or decreased using the SLOW-UP and SLOW-DOWN buttons.

During playback, the x2 button plays the tape back at double speed. Pressing the F.ADV/CS. button fast-advances the tape in 60-second increments—particularly useful for bypassing commercials.

The KitchenVision offers a few ways to search for a particular tape segment. Time search allows the viewer to search forward or reverse using a specified amount of time. Record-end search automatically locates the point on the tape where a recording ends and a blank portion of tape begins. The memory-stop feature allows the user to quickly return to a timer-counter reading of 0:00:00 (which can be obtained by pressing CLEAR/RESET to reset the timer-counter) The timer is automatically reset to zero whenever the tape is inserted.

One of the few complaints we had about the KitchenVision was that its tape compartment was “sticky”—just the right touch was needed to get the tape to be accepted by the mechanism. Pushing it with too firm or too light a touch resulted in it sticking halfway in. A press of the STOP/EJECT button was needed to release it to try again.

(To be fair, we weren't the first to review this particular KitchenVision unit. It's possible that previous reviewers managed to “gop up” the works, particularly if they were using it in its intended environment—the kitchen—with all its potentially sticky hazards.)

The KitchenVision's two unattended recording options are One Touch Recording (OTR) and timer recording. OTR can be used to begin immediate or delayed recording in recording times ranging for 30 minutes to four hours. The STANDBY button is used to delay the beginning time in half-hour increments to any time up until 11:30 PM of the following day.

Timer recording is more versatile, allowing you to record up to four different programs within a one-month period. Setting a timer recording is done in the standard way, using the numeric keypad on the remote control to “fill in the blanks” for start and end times, channel, speed, etc. in the on-screen menu. You can choose one-time, daily, or weekly recording.

Although there's nothing tricky or difficult about the process, the KitchenVision does have one annoying quirk when it comes to timer recording. After you've set

the proper recording parameters, you must press the TIMER button to actually set the timer. That wouldn't be a problem, except that, with the timer activated, you can't use the VCR portion for anything else—not even to rewind a tape. Pressing TIMER a second time deactivates the timer, allowing the VCR to be used for OTR recording, playback, etc. But there's no reminder to press the button yet again, to reset the timer to record the shows you don't want to miss. (Yes, we missed one or two programs before we got used to the TIMER button!)

That, and the sticky tape well, were our only complaints about the KitchenVision itself. We would have preferred a different cooking video, however. The Frugal Gourmet's tapes don't include printed recipes, making it difficult to follow the instructions without spending \$22 for *The Frugal Gourmet Cookbook* (conveniently sold through the included catalog).

We set the unit up, as intended, in a kitchen. Perched on its lazy Susan on a four-foot-high counter between the cooking and eating areas, the KitchenVision provided clear, unobstructed viewing from anywhere in the room. The lazy Susan is a wonderful add-on; spinning the TVCR to the proper viewing angle couldn't have been easier. And cooking along with an instructional video—using a remote control to pause or rewind whenever necessary—was a vast improvement over trying to keep up with TV chefs in real time (how do they cook so fast?).

Of course, the KitchenVision need not be strictly relegated to the kitchen. A TVCR is a good solution for video in dorm rooms, studio apartments, a teen's room—just about anyplace where a home-theater experience is not a necessity. And, with a few how-to cooking tapes thrown in, the KitchenVision would make an ideal gift for newlyweds or anyone moving away from home (and Mom's cooking) for the first time. ■

## GIZMO NEWS

(Continued from page 14)

ator in House Springs, Missouri spent under \$1500 for a self-installed Zenith projection TV, Pioneer laserdisc player and A/V receiver, an RCA hi-fi VCR, and Infinity and JBL speakers.

A professional home-theater installer spent over \$5000 to install a custom-designed Victorian-style home theater that included a Harman video projector with line doubler, a 100-inch film screen, a Yamaha A/V processor, four Parasound power amplifiers, a Mitsubishi S-VHS hi-fi VCR, a Pioneer laserdisc player, and more. ■

## Write On!

**GRAFFITI HANDWRITING RECOGNITION SOFTWARE.** Published by: Palm Computing, Inc., 4410 El Camino Real, Los Altos, CA 94022. Price: \$79.

When Apple's Newton MessagePad PDA, or personal digital assistant, was first introduced, it was panned almost universally because its most highly touted feature—handwriting recognition—was abysmal. Even though the latest release of the Newton MessagePad has substantially improved recognition (see last month's *Gizmo*), it's still far from perfect. It is not practical, for example, to take quick notes on the MessagePad.

When Tandy and Casio introduced their Zoomer PDA, they chose to recognize printed characters only. Cursive writing was not allowed except as “electronic ink.” The same was true of the Personal Communicator from the now-defunct Eo Corp., a subsidiary of AT&T.

The most recent announcement of a PDA-like device is the Magic Link personal communicator from Sony in cooperation with AT&T and General Magic. Realizing that “handwriting recognition is still a few years off,” no attempt was made to equip the device to recognize handwriting at all. An on-screen keyboard is used to input text. Other messages are stored as electronic ink.

True cursive handwriting recognition might be a few years off, but *Graffiti*, new software from Palm Computing, promises perfect recognition 100 percent of the time. The real surprise is that it delivers.

*Graffiti* is available in versions to support the leading pen-based computing platforms including Apple's Newton, General Magic's Magic Cap, Geoworks' GEOS, Microsoft Windows for Pen Computing, Microsoft Winpad, and PenRight!. We tested a pre-release version for Newton on Apple's MessagePad 110.

*Graffiti*'s virtually perfect recognition capability is possible because it works with a simplified version of the alphabet. Although most letters are written just as they normally are, others are modified slightly. Only one letter, K, is written significantly different; it resembles the lower-case gamma.

Letters are written the same way for upper and lower case. The proper case is handled by shift “keys” or strokes. Learning the letters is easy. According to Palm Computing, most users become competent with *Graffiti* in less than twenty minutes. It didn't take us even that long.

Having to learn a special character set might seem like a major obstacle, but it's not. It's certainly less difficult than learning how to type. People are willing to learn

the QWERTY keyboard layout that was designed specifically to be difficult to use—proficient typists tended to jam the mechanisms of early manual typewriters by typing too fast. The QWERTY layout slowed them down sufficiently.

Although we came up to speed quickly on Graffiti, we did have a couple of trouble spots with it. The letter “N,” for example, was difficult to get used to because of the way the letter must be written. Normally, we write our “N” with a downstroke for the letter’s left vertical edge. We then either retrace the left edge with an upstroke, or lift our pen to create the diagonal and right edge. With graffiti, however, the letter must be written by starting at the bottom of the left edge—sort of like writing the letter “Z” on its side. If we wrote the

letter N the way we would write it on paper, Graffiti translated it as “H,” which is entered as a lower-case h.

We also had a little problem with the letter “U.” We couldn’t seem to resist adding a tail to it. We also had a tendency to write the letter F backward, the way we normally write our capital “F.”

Learning Graffiti’s character set is a relatively small price to pay for the accurate recognition it delivers. The character set works to remove any ambiguity between characters that are written. Traditional recognition schemes, for example, have trouble guessing whether a user has entered an l, an L, or the numeral 1. Graffiti removes the ambiguity by making the l and L distinct characters. Although the numeral 1 is written just like the letter l, it is recognized

as the numeral only when Graffiti’s NumLock is active.

The only numbers that gave us trouble were 4 and 5. The 4 is written just like an L—the downstroke that we normally put in resulted in our 4 being interpreted as 41. Our 5—because we normally put the top stroke on last—was often interpreted as 5 followed by a space, or in some cases, a 5 followed by the numlock shift. The slight changes required for writing numbers in Graffiti’s style were very easy to adapt to. And because the feedback is virtually instantaneous, it’s possible to correct entry errors immediately. A backspace gesture or stroke erases the character. The effect is similar to typing. Often, we realize that we’ve made a typo as we’re typing it and immediately reach for the backspace key.

The response time can be quick because there is no context or multi-stroke ambiguity that Graffiti has to interpret. For example, a traditional recognition system might have trouble determining whether a user has written the letter K or the letters IC, or whether the user has written the letter B or the number 13. Most of the characters in Graffiti are made up of a single stroke.

Graffiti for the Newton MessagePad is supplied on a single high-density floppy disk. The Newton Connection Kit and a Macintosh or IBM-compatible PC are required for installation.

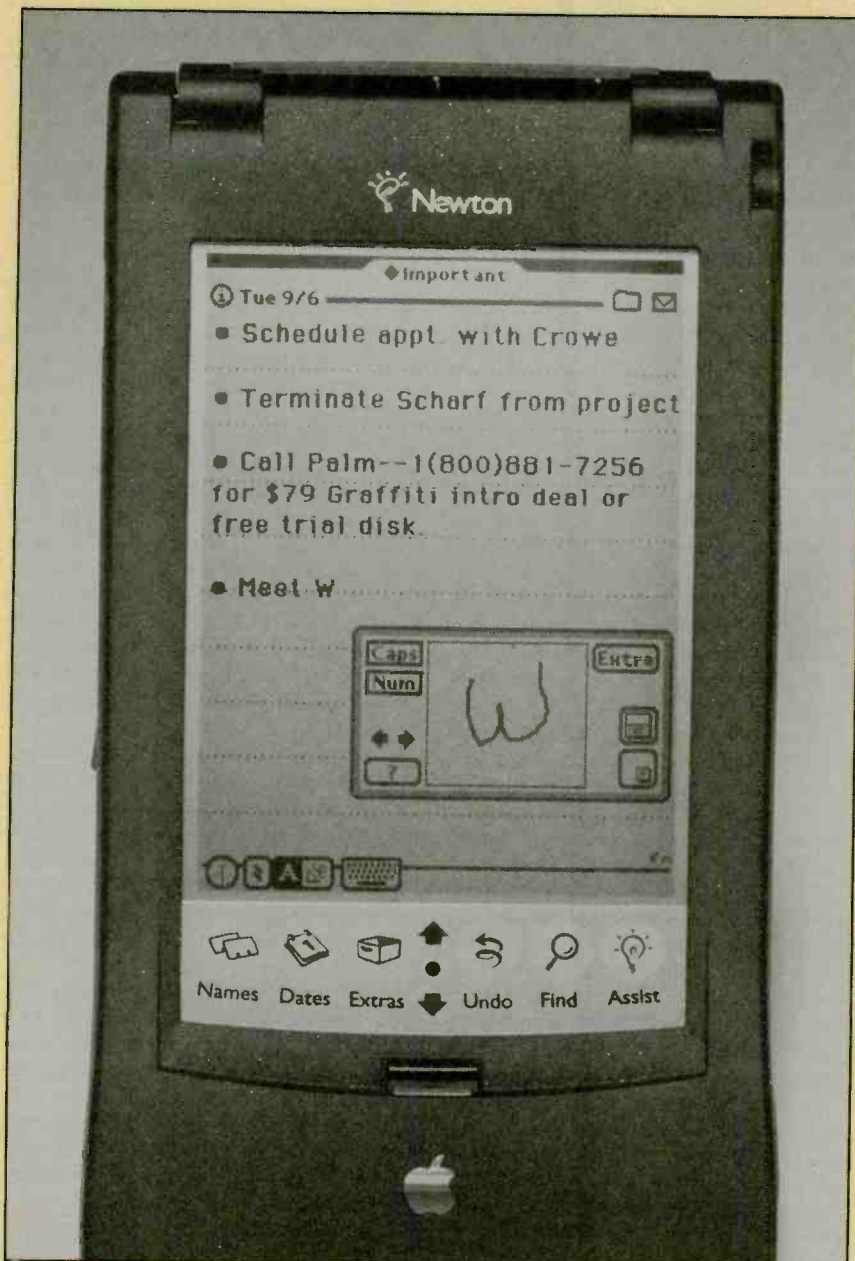
The package consists of four modules: Graffiti itself, a Graffiti tutorial, a help file, and ShortCuts, which allows users to create macros so that complete sentences can be called up with a couple of pen strokes.

A minimum of 83 kilobytes of free memory is required to install the main application on a Newton MessagePad. The help file is about 34 kilobytes, the tutorial about 107 kilobytes, and the ShortCuts application is about 22 kilobytes. Only the main application needs to be installed to use Graffiti. Graffiti is somewhat smaller for the other platforms on which it runs.

Even though we had a pre-release version and did not have a user’s manual, we found Graffiti easy to use. Any questions were answered by the help file and tutorial.

Graffiti has two basic modes of operation. In the first, it runs as a small box that measures about 1×2 inches. The actual text-entry area is an inch square, and is surrounded by several control “buttons.” The box runs in front of all Newton applications. Letters that are entered appear as text at the insertion point in the application. For example, if you bring up the Newton Date Book and set the insertion point at 11:00 by tapping on the screen, then any text entered in Graffiti will appear at the 11:00 entry.

The second way to operate Graffiti is in its Scratchpad mode. Anything entered will be placed on the scratchpad. Then,



### Graffiti Reference Card

**Letters**

A B C D E F G H I J K L M  
 N O P Q R S T U V W X Y Z

Space Back Space Return Caps Shift Caps Lock ShortCuts

**Numbers**

Number Lock = ✓

0 1 2 3 4 5 6 7 8 9

**Common Punctuation**

Punctuation Shift = Tap Once (•)

period comma apostrophe question dash exclamation slash L paren R paren dollar

© Palm Computing, 1994. All rights reserved. Heavy dot indicates starting point.

**More Punctuation**

Punctuation Shift = Tap Once (•)

© # % ^ & \* < > - + = 1

tab

**Extended**

Extended Shift = ✓

• TM ® ©

+ - x ÷ = e v f l i

B A H n Σ O S 8 Q

**International**

To enter these accented letters:  
 á â ã ä å æ ç è é ê ë ì í î ï ð ñ ò ó ô õ ö ÷ ÿ ÿ, draw the letter then the accent stroke below.

Graffiti also supports the characters below without shifting.

ç æ

Part no. 400-0005

The Graffiti character set is easy to learn.

with the Newton Clipboard feature, the text can be moved or copied to any application.

Graffiti also gives easy access to extended characters, for example, signs for the yen or British pound, mathematical symbols, pi, sigma, omega, and more. International accented letters are also available with simple strokes. Although it's easy to forget the proper way to call up characters that you don't use frequently, a quick reference card is provided with the software, and an on-screen reference can be displayed with the tap of the pen.

Palm Computing estimates that users can enter text at speeds up to 30 words per minute. We can't print that fast, but we don't doubt that it's possible because of the speed of the translation. As soon as

you lift the pen to begin the next letter, it is translated to text. Letters can be written right on top of each other—there's no need to move your hand across the page. Best of all, you don't have to look at what you are writing; instead, you can watch the screen where the text is being inserted. That "heads-up" entry is similar to touch-typing.

Graffiti is an elegant solution to the problem of handwriting recognition. We couldn't use it to take notes during, for example, a presentation—we can't print fast enough. But for text entry, it is a good choice. It's far quicker than tapping away on the Newton on-screen keyboard, and it's accurate—100% accuracy isn't an exaggeration. The only mistakes that Graffiti made during our test were due to insufficient pressure on the Newton screen. ■

## Portable Potent Potables

**PARKER'S ELECTRONIC WINE GUIDE and THE ELECTRONIC BARTENDER'S GUIDE.** From: Franklin Electronic Publishers, Inc., 122 Burrs Road, Mt. Holly, NJ 08060; Tel: 609-261-4800; Prices: Wine Guide, \$79.95, Bartender's Guide, \$59.95.

Imagine that you've been "volunteered" to host a dinner party with a guest list that includes your boss, a couple of important out-of-town clients, and their spouses. If you're lucky, your wife will handle the cooking and set the table attractively. But don't think you can get away with just the cleanup at the end of the night. Your position as host demands that you play bartender for the evening.

Again, if you're lucky, your guests will request simple drinks—scotch on the rocks, a screwdriver, a wine spritzer. On the other hand, your boss might be a connoisseur of wine, and his wife's drink of preference could be a Kir Royale. In the worst case scenario, your out-of-town guests might consider any nighttime socializing on their business trip to mean serious partying, along the lines of Long Island Iced Teas or Hurricanes. That leaves you with the daunting tasks of selecting the right wines for pre-dinner sipping and to accompany each course of the meal, and somehow coming up with close approximations of some exotic drinks.

Before you decide to give up and offer only Bud and Bud Lite—or to tell everyone that you and your wife are Pioneers who don't drink or serve alcoholic beverages—take a look at the *Parker's Electronic Wine Guide* and the *Electronic Bartender's Guide*, two pocket-sized ref-

erence devices from *Franklin Electronic Publishers*. Between the two, you'll be able to select the proper wines to serve with every course, and you'll learn not only what goes into a Long Island Iced Tea, but what type of glass to serve it in.

### VERITAS IN VINOS

Let's take a look at the Wine Guide first. According to the manual, the Wine Guide is "intended to make you a more formidable, more confident wine buyer by providing you sufficient insider's information to permit the wisest possible choice when a wine-buying decision must be made." Although the Wine Guide doesn't list every vintage from every winery, it gives a thorough overview of "the best and most consistent" wine producers from around the world. That way, even if the precise bottle of wine on the shelf (or menu) isn't listed, you can take a look at the vineyard's track record and have a pretty good idea of what to expect. (Unless, of course, that particular year was absolutely terrible.)

Based on the book written by Robert Parker, one of the world's foremost authorities on wine, the Wine Guide puts definitive information about more than 6000 wines literally in the palm of your hand. It measures just 4 3/8 x 3 x 1/2 inches and weighs 3.6 ounces, so it's easy to carry in a shirt pocket or a purse when you're shopping for wine or dining out.

Opening the protective cover reveals a screen with a 24 x 127 continuous-pixel display. (The screen is not backlit, so don't plan on using the Wine Guide in a dimly lit restaurant!) Beneath the screen is a QWERTY-style keyboard and several function keys. Like most tiny keypads, this one is not easy to type on. But inputting is generally limited to the type of wine or the vineyard. You don't have to worry about spelling, and in many instances typing the first few letters of your choice will do—Franklin's spell corrector takes care of the rest.

When the Wine Guide is first turned on, a tutorial plays, clueing in the new user to its many features. Pressing the WINES button and then CLEAR stops the tutorial and calls up the main screen, in which you can input the name of the wine (cabernet, chardonnay, etc.) or the winemaker. (Once you become familiar with the Guide, the tutorial can be disabled.)

When you've entered your selection, the top line of the screen changes to a menu bar. At the far left side of the bar it notes the number of matches found for your choice (generally, dozens or even hundreds if you've input a type of wine, and one if you've selected by winery name). The matches appear listed in alphabetical order under the menu bar.

We began by typing in "chardoney." After correcting our spelling to "chardon-

ay," the Wine Guide brought up 245 matches, listed by winery name. You can scroll through the list using the arrow keys or by hitting alpha keys to jump it to a particular label. When you reach a vineyard of interest, pressing ENTER calls up more information. If the winery features more than one chardonnay, you can scroll to the one you want and press ENTER again.

The Wine Guide then lists the name and location of the vineyard, the name of the wine, its vintage, its price range, and its rating. Using the down arrow, you can then scroll through text about the vineyard and its offerings. The coverage of each vineyard is extensive and, unfortunately, its chardonnays might not be the first wines covered. In many cases, you have to keep scrolling, and scrolling, before coming to the description of the wine you're considering buying.

While scrolling, you come across many interesting, entertaining descriptions. "The huge smoky, bacon-fat-scented nose delivered aromas of ground beef, leather, and massive black fruit," read just part of the text on a Syrah from Edmunds St. John's, for instance. The text also generally lets you know whether a wine should be drunk right away or stored for a few years, and what types of food it will complement.

You certainly won't want to go through that scrolling and reading process with all 245 chardonnays before making your purchase selection! Luckily, the search can be limited by opening the pull-down menu found under the "locate" heading on the menu bar. It allows you to limit your current search by inserting parameters in one or more of the following areas: variety name, country, area, growing region, producer rating, vintage, price range, wine color, and rating range.

Robert Parker's wine ratings can be compared to grades in school. A rating of 90-100, "given for outstanding or special effort," is the equivalent of an A. "Many of the wines that fall into the 80-89 range"—equal to a B—"are great values." An average mark is 70-79, the equivalent of a C grade. A rating below 70 represents a D or an F, "the sign of an unbalanced, flawed, or terribly dull or diluted wine."

To limit your search, for instance, you might want to consider only chardonnays from California (214 matches), in the \$10-\$15 price range (71 matches), rated 85+ (34 matches). That is a much easier list to peruse.

Two other headings are found on the menu bar. Under the "Topics" heading are found essays on a wide variety of wine-related topics. Those include Parker's discourses on "Collectors Versus Consumers"; "Destroying the Joy of Wine" (by excessive acidification and filtration;



"Food and Wine Matchups" (no longer red wine with meat, and white with fish and fowl—now it's simple wines with complex dishes, and complex wines with simple dishes); how to buy, serve, and store wine; organic wines; additives; pricing ("The Inflated Wine Pricing of Restaurants" and "Wine Producers' Greed"); "How Much Aging?"; "Unspeakable Practices" (basically, storing and shipping wine under extremely hot or cold conditions); and "The Greatest Wines I Tasted." Quality considerations, buying strategies, and other subjects regarding various wine-producing areas are found under the subhead "Viticultural Information." Other subheads include "Glossary," with definitions of wine terms that might be unfamiliar to neophytes like us; and "Maps" of various growing regions. (The latter two categories can also be accessed via separate function keys labeled GLOSSARY and MAPS, as can information on growing regions using the REGIONS key.)

The final menu bar heading—"Other"—is used largely for "house-keeping." It allows you to enable or disable the opening demonstration, and to select the length of time before the Wine Guide's automatic shutoff kicks in. An on-screen tutorial is also found there.

### PORTABLE HAPPY HOUR

We must admit that our familiarity with cocktails is less than our knowledge of wine. We rarely frequent bars, and our drinking usually consists of a bottle of wine with dinner, and beer during football games, casual get-togethers, and summertime chores. We'll order margaritas or sangria when eating Mexican food, a Bloody Mary with brunch, and have ordered tropical concoctions when on vacation, but that's the extent of it.

John J. Poister, author of *The Bartender's Guide* (New American Library, 1989) upon which Franklin's electronic version is based, takes his drinking seriously. He considers bartending, or mixology, an art, and a good bartender the equivalent of a fine chef. The Bartender's Guide can be used casually, to learn how to make exotic drinks, or it can be studied by anyone who wishes to become a "master mixologist."

The Guide provides recipes for more than 2200 drinks, listed alphabetically from Aalborg Sour to Zorro. Each recipe includes ingredients, mixing instructions, and serving tips, including a drawing of the proper glass to use. You can scroll through the list using the arrow keys, or can type in the name of the drink you want. It's not necessary to type the entire name; each press of a letter key brings you closer to the selected drink.

When you first begin to use the Bartender's Guide—after viewing and disabling the opening on-screen demo—you're sure to want to scroll through the drink list just to view some of the more interesting entries. The list can be accessed either from the on-screen menu bar, or from the DRINK function key, located above the QWERTY-style keyboard. We scrolled through 33 cocktails before we came across one we'd heard of (or so we thought): Alabama Slamma. As we continued down the list, however, it turned out that number 34 was the Alabama Slammer, the one we really recognized, which bore no resemblance to the "Slamma."

Unusual drink names included "Death in the Afternoon," which you'd probably want to chase with a "Corpse Reviver." Many were named for famous, or infamous people, including Douglas Fairbanks, Mary Pickford, Martha Washington, Cole Porter, and Al Capone. There

was the Marconi Wireless, and the Lady Lovely's Chatter.

The host at our hypothetical dinner party would have been relieved to learn how to make a Hurricane—assuming, of course, that he had on hand passion-fruit syrup to mix with light rum, gold rum, and lime juice. He probably wouldn't have had to prepare more than one or two Long Island Iced Teas, which include a half-ounce each of gin, vodka, white tequila, and white rum; and a quarter-ounce of white creme de menthe, all mixed with some sour mix and cola.

As entertaining as it is to scroll through the drinks, the rest of the options provide still more information on bartending. Like the Wine Guide, the Bartender's Guide's menu bar offers a host of pull-down menus filled with information and tips. Under the Locate heading are submenus of ingredients and attributes. You can select ingredients to limit your drink search. For instance, tagging gin and lime limits the list of drinks to seven, including the familiar (a Gin Rickey), and the unexpected (a Coco Loco). Gin and Tonic was not included, perhaps because the lime wedge, while a standard ingredient, is just a garnish.

To find Bloody Mary variations, you could tag vodka and tomato juice, or you could select that option from the attributes submenu. Almost all of the 18 selections started with the basic vodka and tomato juice (or V-8) and then added special ingredients. There was the Bloody Blossom (with orange juice), the Bloody Brew (with beer and a dill pickle spear), the Bombay Mary (with curry powder and ground coriander), the Borscht Belt (with beet borscht), the Broody Maly (with sake), Mel Torme's Bloody Mary (mixed in a blender with cucumber, Bermuda onion, and celery), and the Smoky Mary (with barbecue sauce).

Other selections under the attributes subheading included flavored vodkas, hot drinks, martini variations, nonalcoholic drinks, and punches (any of which would surely liven up the typical bridal or baby shower!).

Most of the meaty information about the art of mixology can be found under the menu-bar heading "Topics." Besides a glossary and measurement information (including bottle measurements and old-bottle measurements), subheads include liquors, how-to, and hints.

Each of the spirits listed under liquors is the subject of one or more essays. For instance, for vodka you'll find "The Great White Spirit," "Bloody Mary Lore and Variations," "Martini Variations," "Flavored Vodka," and "The Light Drink Concept." Not to be confused with the martini variations found under the attributes subhead, here you'll find a discussion of the history of, and the proper techniques for mixing and serving, vodka-based martinis.

"How-To" is a bit of a misnomer; the material presented in its essays goes well beyond how to mix, taste, and serve cocktails. In "How to Make a Good Drink," after lamenting the passing of the "golden age of cocktails" (the 1930's and 40's), the author focuses as much on bartending philosophy than technique. Other essays include "When and How to Pour, Stir, Shake, and Whirl!"; "Tools of the Trade (Basic and Optional)"; "What's in a Name"; "A Word About Mixers"; and "The Secret of Every Well-Made Drink (and the Most Often Ignored)"—using the proper amount of good ice.

Finally, there's a list of 39 hints for everything from serving beer to precautions to take when preparing flaming drinks. (Did you know that if you glue swatches of carpeting to your coasters, the coasters won't stick to the bottom of your glasses?)

## LAST CALL


We enjoyed using the Wine Guide, as did the proprietor of our local liquor store, Bill, who tried it out for a week or so. Bill's complaints were similar to ours—the wines included in the guide were often not represented on his stores, (well-stocked) shelves, and vice versa. Locally grown Long Island wines—relative newcomers that are quickly gaining respect among connoisseurs—were mentioned in the Regions section, but no Long Island labels appeared in the search list.

All in all, the Wine Guide is an entertaining Gizmo for those who appreciate, and would like to learn more about, fine wines. We expect it to do well in its ROM card version for Franklin's Digital Book System (which has been selling well with doctors, who generally can afford to buy fine wines). However, it can not replace a knowledgeable wine-shop proprietor, or an experienced restaurant sommelier.

We also had quite a good time with the Bartender's Guide—particularly looking up some of the more unusual drinks. Our favorite (name, not drink): the Canadian Dog's Nose, in which Canadian Whiskey, tomato juice, Worcester and Tabasco sauces are shaken with ice, poured into a large glass, and then topped off with beer. No, we don't intend to try it, or most of the other concoctions listed. But we suppose it can't hurt to know how to make it, should the need ever arise.

Of course, for the professional bartender, the need to mix an unusual drink occurs fairly often. And many so-called "professional" bartenders could benefit from the pointers—and the philosophy—presented in the Guide's Topics section. It would certainly make sense to keep the Electronic Bartender's Guide tucked away safely (in a dry spot; the unit is not spill-resistant) behind the bar at any tavern or restaurant. ■

# ELECTRONICS WISH LIST



Tetris 2

## Return of Tetris

*Tetris 2*, sequel to the popular puzzle video game, is now available for the 16-bit Super NES system from *Nintendo of America Inc.* (4820 150th Ave. N.E., Redmond, WA 98052). With enhanced graphics and sound, the game features four tunes to choose from and amusing game graphics. *Tetris 2* requires players to reposition falling blocks both horizontally and vertically, as well as to match colors, as they drop incessantly from the top of the screen. Pieces of the new blocks are detachable and can be positioned with similar colors anywhere on the screen. The new version also offers players a "puzzle mode" and between-level cartoons. The puzzle mode challenges players to clear all the fixed blocks on screen by placing falling pieces in the correct positions. The cartoons "will keep even the most serious players laughing." Price: \$49.95.

# ELECTRONICS WISH LIST

## Going Up?

Sanyo's (21350 Lassen Street, Chatsworth, CA 91311-2329) *DC-D16* mini home-music system with six-CD changer features a front-loading elevator for CD storage and playback. The innovative CD changer puts more CD's in a smaller area, without the use of a magazine, using single-drawer loading. The system offers a center section that integrates amplifier, tuner, CD, and cassette functions, all controlled remotely. The digital AM/FM tuner has 36 station presets, a multi-function backlit LCD, and electronic volume control. BassXpander delivers added punch to lower frequencies at all volume levels. Other features include a three-band graphic equalizer, CD-to-tape edit recording system, and powerful three-way bass reflex loudspeakers. Price: \$399.99.



Sanyo Mir System

## Glow-in-the-Dark Watch

You can take the *DW6600* watch to depths of 200 meters and still see the time in total darkness, according to *Casio, Inc.* (570 Mt. Pleasant Avenue, Dover, NJ 07801). Part of Casio's Illuminator Series, the electroluminescence G-shock watch has a display that remains lit for three-plus seconds. The watch also features a countdown target timer. The daily alarm and countdown timer are indicated by the flashing "EL" on the watch crystal. Price: \$99.95.



Casio Illuminator Watch

## Dual-Tuner PIP Television

What to do now that "Home Improvement" and "Frasier" are on in the same time slot? The *NT-339* from *Proton Corporation* (13855 Struikman Road, Ceritos, CA 90703) is a 31-inch stereo monitor/receiver that features two tuners, making it possible to watch two programs simultaneously with no additional equipment required. The set's square, flat tube delivers an exceptionally clear, brilliant picture. The picture is enhanced by Proton's proprietary circuitry, which includes Dynamic Black-Level Extension, Automatic Brightness and Contrast Limiting, and Color Transient Improvement. The *NT-339*, which offers 600 lines of horizontal resolution, also features slow-motion and still-image options. Two full-range speakers and a "Heavy Bass" subwoofer, each with its own dedicated amplifier, assure clear, accurate audio-signal reproduction. The S-VHS-compatible monitor offers multiple rear-panel audio and video inputs and outputs, as well as front-panel inputs for convenient addition of peripheral audio/video equipment. Price: \$2400.



Proton Dual-Tuner PIP Monitor


## Easy-Program VCR

With its Program Director remote control, the *VHQ48* VCR from *Quasar Company* (1717 North Randall Road, Elgin, IL 60123-7847) simplifies VCR adjustments and commands—including timer, clock, and date settings—through a series of on-screen instructions. The user is prompted through the entire process for easy, fool-proof operation and programming. After prompts appear on the TV screen, the user can make selections by rotating a dial on the remote control and pressing the PROGRAM button. The four-head, stereo VCR offers built-in MTS circuitry, allowing it to receive and record stereo television and separate audio broadcasts. VCR Plus+ circuitry further simplifies timer recording. A VCR/TV/CATV remote control operates all VCR and three major TV functions. Front-panel A/V input jacks make it easy to hook up a camcorder for playback or editing purposes. Price: \$429.95.



Quasar Easy Program VCR


# ELECTRONICS WISH LIST



**B-I-C America Home-Theater Center**

## **Home-Theater Furniture System**


You can keep the clutter of all those home-theater components attractively under control with the *Cinema One Series AV-1* integrated home-theater center from *B-I-C America* (883-E Hampshire Road, Stow, OH 44224). The stylish entertainment center provides space for a 40–60-inch rear-projection TV, plus all the necessary components and speakers needed to bring a realistic movie-theater experience into your living room. Two wall units flank the large-screen TV cabinet, and the entire system is topped off with a sturdy horizontal piece that completes the fully integrated look. Two built-in compartments can hold the main speakers, and additional space is offered for a center-channel speaker. Adjustable shelves hold up to eight audio/video components, with ample storage space below for CD's, laserdiscs, or videotapes. The AV-1 is available in black or oak laminate finish. Price: \$899.



**Beavis and Butt-Head Video Game**

## **Heh-heh-heh**

If you can't get enough of Beavis and Butt-Head on MTV, you'll be happy to hear that they are now starring in their own video game. Published by *Viacom New Media* (1515 Broadway, New York, NY 10036), *MTV's Beavis and Butt-Head* game is available for Sega Genesis, Super NES, and Sega Game Gear platforms. The goal of each of the three versions is to help Beavis and Butt-Head secure tickets to see Gwar, their favorite heavy-metal band, although the game action varies in each version. Along the way, the two encounter other supporting characters from the TV show, including Daria, Stewart, and Principal McVicker. Prices: N/A.



**JVC Easy-One Camcorder**

## **Point-and-Shoot Camcorder**

For people who want to enjoy the benefits of video technology without its complexities, *JVC Company of America* (41 Slater Drive, Elmwood Park, NJ 07407) offers the *GR-EZ1* compact VHS camcorder. The camcorder provides point-and-shoot simplicity, with nothing to intimidate the first-time user. Convenience features include the QwikPix mode, which ensures that each take is five seconds long to create a lively tempo and save on tape and battery usage; Instant ReShoot, which automatically rewinds the tape to the start of the previous, unwanted take; and Seek, which automatically locates the point on a partially recorded tape where the blank tape begins. The LCD status panel atop the GR-EZ1 displays current operational status and a real-time tape counter; date and time can be displayed with the press of a button. The camcorder also offers a 3× power zoom, auto date marking, and VHS compatibility—compact cassettes can be played back on a VHS VCR using a VHS Playpak adapter. Price: \$699.



**Sansui VideoSnap Video Printer**

## **Video Printer**

The *VideoSnap* video printer from *Sansui USA Inc.* (1290 Wall Street West, P. O. Box 625, Lyndhurst, NJ 07071) delivers Polaroid Spectra pictures from camcorders, VCR's, television screens, or any other video source. The easy-to-use system makes it possible to take instant pictures from any video source at the touch of two buttons. Press the FREEZE button and, if you like what you see, press the PRINT button. A Polaroid print pops out in a second. VideoSnap is compatible with all NTSC composite video signals and uses standard Polaroid Spectra High-Definition film, which is sold at thousands of retail outlets nationwide. Price: \$600.





## MEI MICRO PREMIUM RMS 150+ REMOVABLE MASS- STORAGE SYSTEM



CIRCLE 119 ON FREE INFORMATION CARD

*Make your next computer upgrade one that will stick; add an infinitely expandable hard drive.*

**W**hen it comes to disk space, too much for today quickly becomes too little for tomorrow. In a multi-user environment, everyone wants their share of disk space, preferring isolation from other users; in a home-office situation, a businessman might compete with a joystick jockey for disk space, even if they're one and the same person. Also, for multimedia applications, disk space vanishes at a dizzying pace. Even though CD-ROM's can hold around 650 MB, their installation routines often dump several megabytes of data onto the hard drive.

Of course, buying multiple hard drives (one per user) is too expensive for most folks. Besides, unless you use portable drives, which are very expensive, that "solution" won't protect your data from other users.

Another solution is to use a removable-media drive. That type of drive remains in the system—only the magnetic media is portable. Because you can always purchase additional media, the "drive" is infinitely upgradeable. Also, because each user can have his or her own cartridge, everyone's data can be kept safe and secure.

Even though the last solution sounds

very promising, removable-media systems have not been cost-effective for most users. However, MEI Micro has changed that by introducing the *Premium RMS 150+ Removable Mass-Storage System*, which they sell directly for \$379.97 + \$3 for shipping and handling.

One thing that makes the RMS 150+ such a good value is an included, pre-formatted 150-megabyte cartridge, which you can boost to over 300 megabytes of storage by using a utility like *Stacker*. Because a comparable, plain hard drive (which runs about \$1 per megabyte) would cost around \$300 anyway, the convenience of having a removable drive only costs an additional \$100.

Furthermore, because 150-MB cartridges cost less than \$100 each, you can purchase additional media for under 66 cents a megabyte uncompressed, and 33 cents a megabyte compressed! With the purchase of one additional cartridge, you can get 600 megabytes of storage and the convenience and security of a removable drive for \$200 less than the cost of a comparable hard drive.

**Features.** The drive requires DOS 4.0 or higher and an external 5¼-inch

drive bay in a 286 or better computer. If you plan to boot the computer from the RMS drive, or if there's no hard drive in the system, the computer should have a user-configurable BIOS. If you run Windows, it should be version 3.0 or higher. Because the drive is IDE-based, it does not have a proprietary adapter card and therefore doesn't use up an adapter-card slot. However, it does use a connector on your computer's existing IDE cable.

In addition to the cartridge mentioned earlier, the RMS 150+ comes with an extra-long IDE cable, in case the one in your computer isn't long enough. It also has memory-resident drivers; software for installation, media maintenance, making back-ups, and caching; mounting screws; and paper-based and hypertext documentation.

The RMS is read/write compatible with Bernoulli 90- and 150-MB cartridges, and read-compatible with 44-MB types. With a mean-time-between-failures rating of 175,000 hours, it is no surprise that the drive carries a 5-year, limited media warranty. The low failure rating might be a result of the drive's automatic self-cleaning-head feature.

Like any hard drive, the RMS can be

configured as a boot drive, so every cartridge you own can boot your machine in its own way. That's great for multi-user (one disk per person) or multi-use (one disk per special application) setups.

The drive's only disadvantage, when compared to a plain hard drive, is speed. The RMS has an 18-ms effective access time (which can be halved with the caching software), a maximum transfer rate of 15.33 megabits/sec, and a sustained transfer rate of 5.33 megabits/sec. However, the need for the drive can easily outweigh its slightly slower speed. To prove that, we ran some intense real-time graphics off an RMS 150+ with no user-apparent performance impact. That might be due to the unit's built-in 256 KB read/write cache, yet another plus.

In addition to being useful as a hard-drive substitute, the RMS makes a great backup drive. In fact, it can locate information for restoration much faster than a tape backup can. Furthermore, it simplifies making backups of subdirectories or entire volumes; instead of using a special program (as you would need to do for a tape backup drive), you simply issue a DOS "xcopy" command. However, if you like using special software, the included utilities can make backups and disk images.

The software can also spin-down the drive after a user-set period of inactivity. That saves energy, money, and the environment.

**Installation.** An IDE interface can support two IDE devices via a single cable. To keep the drives functionally separate, one is configured as the "master" and the other as the "slave" drive. In systems with only one IDE device, that drive is configured as the master by default. Because only a master drive can be used for automatic booting, there are three possible RMS configurations: the RMS as a non-bootable slave, as a non-bootable master, or as a bootable master.

The drive comes ready for use as a non-bootable slave, so let's discuss that type of installation first. To start, you have to remove the computer's cover and the drive bay's faceplate and shield. Then, slide the drive into the bay and secure it with the included screws. Connect the power



*Although this looks like a microfloppy on steroids, there is nothing "micro" about its storage capacity—300 MB compressed!*

and IDE cables, substituting the supplied IDE cable if needed. Finally, temporarily close-up the computer (put the cover back on, but do not fasten it) and reboot it.

Next, run a utility program to determine if the set-up is okay as is. In our case, the software detected that we had a plain hard drive, so the program automatically interrogated the drive's firmware for its model number and presented us with a drawing of the drive. The drawing indicated an area on the drive to look for jumpers, as well as what their proper settings should be. On checking the old hard drive we found that the diagram was correct and that one jumper needed to be set. We then set the jumper and closed up the computer.

We found software installation to be even simpler. It is handled by an installation program that prompts the user for some simple input. The program then updates your system files (AUTOEXEC.BAT, CONFIG.SYS, WIN.INI, etc.) and copies drivers and utilities to your system. That completes the process of installing the RMS as a non-bootable slave drive.

The procedure for installing the RMS 150+ as a non-bootable master—which is useful if you don't have another IDE device—is similar. You start by disabling one jumper on the RMS-drive bootable master. Then you follow all the same steps for using the drive as a non-bootable slave. Again, use a utility program that checks for conflicts with an existing hard drive, if any, and tells you what to do.

To set the drive as a bootable mas-

ter, follow the instructions for non-bootable master use, but be prepared to boot your computer by floppy the first time it is powered-up with the RMS in place. Then you must make your computer's CMOS aware of the drive's operating parameters. To do that, you can run the computer's CMOS set-up program and enter the parameters by hand, or request the set-up program to autoconfigure the drive. Next, transfer the operating system to the disk using DOS's SYS command to make it bootable. The one drawback to that set-up is that the boot-cartridge capacity can't be doubled to 300 MB.

**Use.** The RMS 150+ is child's play to operate. Insert a cartridge into the drive as though it were a floppy disk or a backup tape. You should hear a solenoid lock the cartridge in place. That solenoid prevents you from removing a data cartridge while the media is spinning, which would harm the cartridge. As a security precaution, the solenoid also prevents someone from removing a cartridge when the machine is off.

Once a cartridge is inserted, a drive-status LED flashes to indicate that the drive is spinning up. Once spinning at the right speed, the drive is ready for use and the LED glows continuously. A separate LED indicates when the disk is accessed, like on a typical hard drive.

To remove a cartridge, you first press a button on the drive to indicate your intention. The status LED flashes as the drive spins down, letting you know your request is being processed. When the disk stops, the status LED remains off, the solenoid releases, and you can remove the cartridge.

All things considered, the RMS is easy to use, makes sense as an upgrade, and is easy to install. I think it's worth a look if you're in the market for more disk space. For more information on the drive, write to MEI Micro directly (see the "For More Information" box), or circle No. 119 on the Free Information Card. ■



# Be a computer programmer!

## Only NRI gives you hands-on training with a 486sx Multimedia PC:

- A 486sx computer with Super VGA color monitor, 200 meg hard drive
- CD-ROM drive and sound card
- Windows
- Visual Basic
- Power C
- QBasic
- MS-DOS 6.2

**O**nly NRI at-home training gives you real-world programming skills in three in-demand languages: QBasic, C, and Visual Basic, today's hot new language designed for writing popular Windows applications. Best of all, you get hands-on training with a powerful Multimedia PC, featuring an Intel-based 486sx computer, Super VGA color monitor, 200 meg hard drive, CD-ROM drive with sound card, and professional software you keep!

### NRI, the leader in at-home computer training, shows you how to take advantage of today's newest programming opportunities

Get in on the ground floor of computer programming, one of today's fastest-growing career fields. The Bureau of Labor Statistics forecasts that job opportunities for programmers will increase *much* faster than average over the next 10 years, with as many as 400,000 new jobs opening up by 2005.

And the fastest-growing segment of programming jobs will be PC programming, fueled by the phenomenal popularity of Windows, the efficient power of C, and the rise of exciting new languages like QBasic and Visual Basic.

Now, with NRI at-home training, you can get the new skills you need to build a top-paying career — even a full- or part-time business of your own — in this high-growth, high-opportunity field.

**Get hands-on experience with today's programming tools: a powerful 486sx multimedia computer, color monitor, 200 meg hard drive, CD-ROM drive, Windows, Visual Basic, and more!**

Right from the start, NRI's unique Discovery Learning Method gets you actively involved in the challenge of real-world programming. Step by step, you learn to create the kinds of full-featured, powerful programs today's employers



and clients demand...even multimedia programs!

Only NRI gives you first-hand programming experience with a state-of-the-art Intel-based 486sx computer system, complete with Super VGA color monitor, 200 meg hard disk drive, 5 full megabytes of RAM, CD-ROM drive and sound card, 1.44 meg 3.5" floppy drive, mouse, and more — an MPC system that's yours to train with and keep!

Plus you explore the extraordinary capabilities of three in-demand programming languages. You learn to design, code, run, debug, and document programs in QBasic, C, and Visual Basic. Best of all, since Visual Basic is specifically designed for creating Windows applications, you learn to generate fully functioning Windows programs, complete with text boxes, command buttons, and other sophisticated graphical interface elements.

### No previous experience necessary

Train with NRI, and immediately start getting the money-making job skills you need to be a computer programmer — no matter what your previous background.

NRI's step-by-step lessons and hands-on programming projects help you first master the design concepts used every day by successful PC programmers. Then, with the support of your experienced NRI instructor, you quickly move on to learn programming in three of today's hottest languages.

By the time you complete your course, you have a clear understanding of programming methods, languages, and techniques... and you're ready to handle any programming task with confidence.

### Send today for your FREE catalog

See how NRI at-home training gives you the programming know-how, the computer, and the software you need to get started in this top-paying field. Send today for your FREE catalog!

If the coupon is missing, write to us at the NRI School of Computer Programming, McGraw-Hill Continuing Education Center, 4401 Connecticut Avenue, NW, Washington, DC 20008.

IBM is a registered trademark of the IBM Corporation. Windows, QBasic, and Visual Basic are trademarks of Microsoft Corporation. Intel Inside logo is a registered trademark of Intel, Inc.

## SEND TODAY FOR FREE NRI CATALOG!

**NRI Schools**

McGraw-Hill Continuing Education Center  
4401 Connecticut Avenue, NW, Washington, DC 20008

For career courses approved under GI Bill, check for details

Check one FREE catalog only

COMPUTER PROGRAMMING

PC Applications Specialist

Programming in C++ with Windows

**Other Computer Career Courses**

Microcomputer Servicing

Desktop Publishing

Bookkeeping and Accounting

Multimedia Specialist

Name \_\_\_\_\_ (please print) Age \_\_\_\_\_

Address \_\_\_\_\_

City/State/Zip \_\_\_\_\_ Accredited Member National Home Study Council 5413-0295



# THINK TANK

By John J. Yacono  
Technical Editor  
Windows Magazine

## Answering Some Questions

In this month's tutorial we'll discuss our first component, the resistor, and its effect on current flow. Also, we'll take a look at how that component is shown in circuit diagrams, and the different types of resistors you're likely to encounter. After that, I'll answer some mail that has piled up.

As you might recall from last month, or already know, a resistor limits current when exposed to a voltage. To show that, let's say that a resistor is connected to a battery of voltage  $V$ . The current-limiting property of resistors is measured in ohms, so let's assume the value of our resistor is " $R$ " ohms. The current that will flow through the resistor, which we'll call " $I$ ," can be calculated from:

$$I = V/R$$

which is a variation of Ohm's Law (mentioned last month).

We can draw a diagram, called a "schematic," to illustrate how the battery and resistor are connected together (see Fig. 1). Although not normally part of

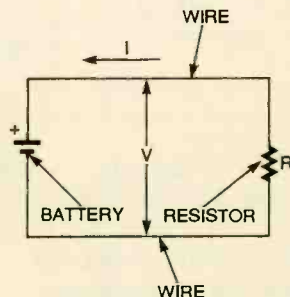


Fig. 1. This simple schematic shows a battery connected by conductors to a resistor. It indicates the voltage ( $V$ ) across the battery and resistor, as well as the current ( $I$ ) flow through both.

a schematic, some descriptive arrows and labels are included in Fig. 1 to help you understand what is going on. Note that the battery has a plus sign to indicate its positive terminal. Lines are drawn between the terminals of the parts to indicate wire connections. An arrow next to the " $I$ " is used to give the impression of electron current flowing through the wire. The arrows pointing away from the  $V$  indicate that there's a difference in voltage at the arrowheads equal to  $V$ . We'll use diagrams like that in the future.

Like the battery, a resistor has two terminals. However, a resistor doesn't have one side that's more positive or negative than the other, so it requires no polarity sign.

The most common types of resistors are shown in Fig. 2. The one in 2A is a low-power unit, the one in 2B is for medium-power use, and the resistor in 2C is used for heavy-duty applications. That raises the question, "How do you know which resistor to use in which application?" Well, a resistor's power rating and power in general is specified in watts. That's a measure of the amount of energy a component or device will dissipate per second. A resistor dissipates energy as heat. If we know how much current ( $I$ ) will flow through a resistor (of value  $R$ ), we can find out how much power it will dissipate as heat per second by using:

$$P = I^2R$$

where  $P$  stands for power in watts.

If we know the voltage across the resistor ( $V$ ) instead of the current through it, we can use:

$$P = V^2/R$$

to find the power dissipated.

Resistors shaped like the one in Fig. 2A typically can handle  $1/8$  or  $1/4$  watt. You can tell the wattage of such resistors by their size,  $1/8$ -watt units being very small in comparison to  $1/4$ -watt units. Sometimes you'll see such low-wattage re-

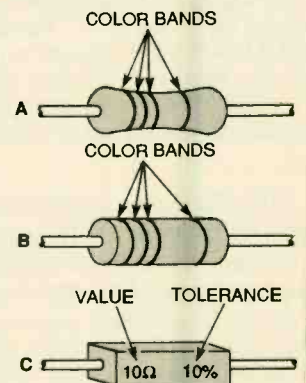


Fig. 2. Resistors come in low-, medium-, and high-wattage types. The difference is in surface area; because high-wattage resistors must dissipate more heat than low-wattage units, they have more surface area.

sistors in cylindrical form (like Fig. 2B), but that is rare, and even so, they are unmistakably small. Resistors like that in Fig. 2B are about the width of a pencil or larger, and can handle  $1/2$ , 1, or 2 watts, differentiated again by size. Resistors like the one in Fig. 2C range from 5 watts and up. Typically their wattages are printed on their bodies.

We'll pick all of that up next time. Now, let's get to some reader mail.

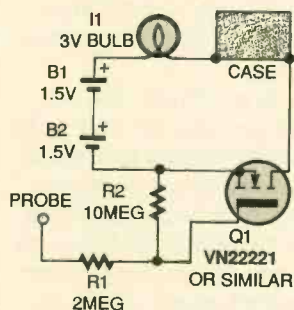
# Measure It All!

## The DMM/LCR Meter/ Frequency Counter. All in One.

### FET WANTED

In the April 1994 issue of **Popular Electronics**, you discussed an Auto-Wiring Tester (see Fig. 3). I want to build one but I cannot find transistor Q1 (a VN22221) anywhere. Can somebody please give me a replacement part number that will match up? Maybe a Radio Shack, SK, or ECG equivalent part is available? — *Walter S. Woodward, Raymore, MO*

*You really don't need a specific part. Almost any p-channel FET will work. I would suggest looking through your junk box for likely candidates and trying them out.*



*Fig. 3. This circuit is very forgiving of values. Almost any P-channel FET will work in place of Q1.*

### LOW-RF SWITCH

I have been receiving **Popular Electronics** for a year now and enjoy it very much. I am looking for an electronic lamp-dimmer circuit with a zero-voltage switching device to avoid producing the radio interference that store-bought dimmers often give off. I would appreciate it very much if you or one of the readers of this great magazine could provide me with a schematic of a suitable circuit. — *Kenneth Nawalkowski, NB, Canada*

*Actually, I wrote about what you need in the May 1994 issue. It appeared on page 53 and was called a "Soldering Iron Controller."*

**T**roubleshoot down to the component level — any component! Verify poorly marked parts, test for tolerances and damage. Wavetek's new DM27XT is not only a full-function DMM, but also includes complete inductance, capacitance, and frequency measurement capabilities.

- **Wide LCR range:**  
10  $\Omega$  to 2000 M $\Omega$   
10 pF to 2000  $\mu$ F  
100  $\mu$ H to 20 H
- **Autoranging frequency meter** 10 Hz to 20 MHz
- **Ac and dc current to 20 A**
- **Logic test, diode test, max reading hold, continuity beeper, input warning beeper, fused input protection, battery saver**

Consolidate your test bench with one meter that does it all — Wavetek's high-performing, full-function XT Series DMM. It's all in one compact, rugged, field-ready package with a big 0.7-inch, 3 1/2-digit display. Insulated probes and alligator clip leads are included, and there is a huge selection of accessories, including current, rf and HV probes, temperature converters, holsters, and cases. Ask for Wavetek DMMs. They're the meters to pick when you have things to fix.




# \$119<sup>95</sup>

Other XT Series DMMs from \$89.95

U.S.A.: (619)279-2200  
Europe: (44)243) 531323  
Asia Pacific: (852)865-1903

©1993 Wavetek Corporation

CIRCLE 168 ON FREE INFORMATION CARD



# WAVETEK

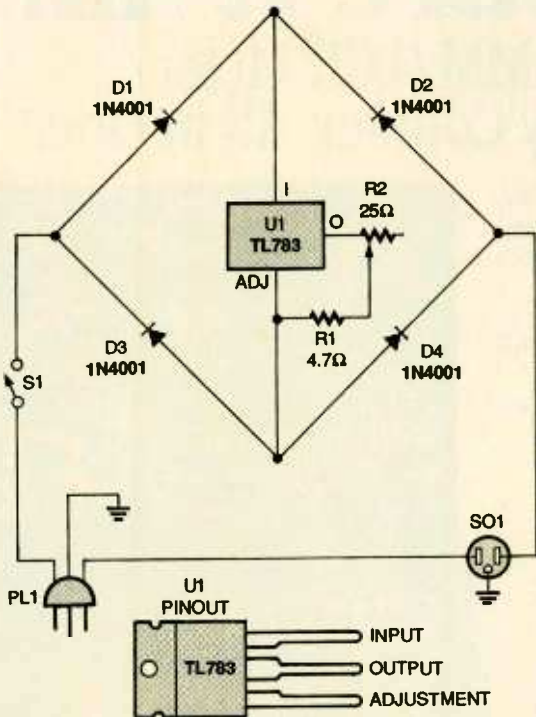


Fig. 4. This circuit uses an adjustable voltage regulator to control current, without producing significant RF interference.

but it will work with any AC device. It does not need a zero-crossing network because it is not based on a Triac. Instead, a current-limiting circuit (see Fig. 4) reduces the peaks of the AC waveforms. That is preferable to the action of a Triac in a light dimmer, which suddenly turns on and generates significant RF harmonics (even with a zero-crossing network) in all but the fully-on state.

### LABEL DILEMMA

For the Tuner Substitute on page 91, in the April 1994 *Popular Electronics*, what is the wattage of the resistors and the value of the capacitors in microfarads and their working voltage? What tuner should I use: UHF or VHF? — A. Burke, Brooklyn, NY

Unless indicated otherwise on a schematic or in a parts list, all the resistors in the magazine are 1/4-watt units. In schematics, the values of capacitors are given in microfarads unless other-

wise noted. The working voltage of capacitors below 1  $\mu\text{F}$  is typically not a concern because most low-value units can withstand at least a couple of hundred volts. For larger capacitors, I usually shoot for a working voltage 50% above the maximum the capacitor will experience under normal conditions in the application. In the case of the Tuner Substitute, that would be 18 volts, so any capacitor rated higher than that would be suitable. As for the tuner, select a tuner to match your needs. The thrust of the article was really the 5-volt power supply for the tuner.

### THE BASICS

I am very interested in building the TTL-based pinewood-derby judge that appears in the September 1993 installment of "Think Tank" (page 74) for our scout pack. Never having built an electronics project from "scratch," (I've always had instructions to follow),

there are a few questions that I need to ask.

The first question is: On the IC's, how do you know which pins are what number? The second question is: Immediately to the right of the component labeled U2-a, there is a capacitor that has no value assigned to it. How would I go about figuring what that value should be? Or was the information accidentally omitted?

Any light you can shed on these questions would be gratefully appreciated. Thank you for such an outstanding column and magazine. Keep up the good work! —Steven Granlund, Middleburg Heights, OH

I'd be glad to help. All chips have either a notch, a dot or both at one end. If you hold that end up, pin one would be the pin to

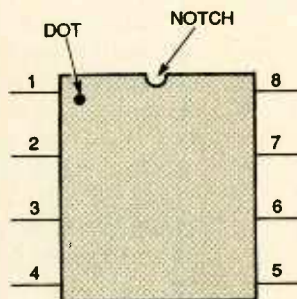


Fig. 5. Pin numbers on IC's start from the left of the notch or dot, and increase in a counter-clockwise direction around the unit.

the left of the dot or notch. The pin numbers advance as you work your way from pin one around the body of the chip in a counter-clockwise direction. (see the example in Fig. 5).

To answer your second question, the capacitor value was mistakenly omitted. The value is 1  $\mu\text{F}$ .

### LIGHT ADD-ON

As a long-time reader of *Popular Electronics*, I con-

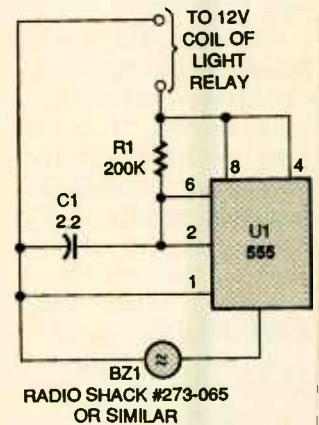


Fig. 6. The entire annunciator circuit shown here can be replaced with a discrete annunciator and resistor in certain circumstances.

tinually find both the "Think Tank" and "Circuit Circus" columns useful and stimulating.

Of particular note was the annunciator add-on for motion sensors submitted by Ron Sharpe of Regina, Saskatchewan appearing in the August 1994 issue on page 24 (see Fig. 6). Most motion-sensor units available in my area do not use a relay to switch the 120 volts for the lights; instead an optoisolator (i.e., a MOC3010) is used.


I am very interested in building a similar annunciator add-on for the optoisolator-switched type. Perhaps you or one of your readers could develop an appropriate circuit? Mr. Sharpe's idea is a good one because it doesn't need an external voltage source. Perhaps the solution is to parallel the optocoupler's LED to the input of an appropriate IC that can activate a separately powered buzzer-driver circuit? Any assistance would be appreciated. —Reid Wheeler, Olympia, WA

If the optocoupler's LED is in series with a current-limiting resistor, you could  
(Continued on page 86)


# Get 3 PROFESSIONAL BOOKS for \$9.95

when you join the **ELECTRONICS ENGINEERS' BOOK CLUB®**

Values to \$160.00



020984-XX \$110.50  
Counts as 3



003961 \$40.00



3837H \$27.95




0494347 \$50.00




070964-XX \$70.00  
Counts as 2



2952P \$18.95  
Softcover




0686637-XX \$89.50  
Counts as 2



4358P \$24.95  
Softcover



031716 \$50.00




#25207E \$29.95  
Softcover



9255H-XXX \$105.50  
Counts as 3



0696217-XX \$50.00  
Counts as 2



003154 \$34.50




3279P \$26.95  
Softcover




2672H \$48.50



0164223 \$60.00



0376034-XX \$89.50  
Counts as 2



0404348 \$49.50



028977-XX \$49.00  
Counts as 2




0415256-XX \$61.53  
Counts as 2



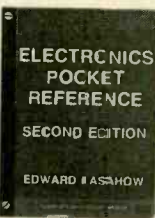
037505 \$38.50




4228H \$32.95




035998-XX \$95.40  
Counts as 2



0487375 \$24.95



037504 \$39.50  
Softcover



060333 \$50.00

## As a member of the Electronics Engineers' Book Club . . .

. . . you'll enjoy receiving Club bulletins every 3-4 weeks containing exciting offers on the latest books in the field at savings of up to 50% off of regular publishers' prices. If you want the Main Selection do nothing and it will be shipped automatically. If you want another book, or no book at all, simply return the reply form to us by the date specified. You'll have at least 10 days to decide. And you'll be eligible for **FREE BOOKS** through the Bonus Book Program. Your only obligation is to purchase 3 more books during the next 2 years, after which you may cancel your membership at any time.

All books are hardcover unless otherwise noted. Publishers' prices shown. ©1995 EEBC  
A shipping/handling charge & sales tax will be added to all orders.  
If you select a book that counts as 2 choices, write the book number in one box and XX in the next. If you select a Counts as 3 choice, write the book number in one box and XXX in the next 2 boxes.

If coupon is missing, write to:  
Electronics Engineers' Book Club, Blue Ridge Summit, PA 17294-0860

## ELECTRONICS ENGINEERS' BOOK CLUB

Blue Ridge Summit, PA 17294-0860

**YES!** Please send me the book(s) listed below for just \$9.95, plus shipping/handling & tax. Enroll me as a member of the **Electronics Engineers' Book Club** according to the terms outlined in this ad. If not satisfied, I may return the book(s) within ten days and have my membership cancelled.

--	--	--

If you select a book that counts as 2 choices, write the book number in one box and XX in the next.  
If you select a Counts as 3 choice, write the book number in one box and XXX in the next 2 boxes.

Name \_\_\_\_\_  
Address \_\_\_\_\_  
City/State \_\_\_\_\_  
Zip \_\_\_\_\_ Phone \_\_\_\_\_

Valid for new members only, subject to acceptance by EEBC. Canada must remit in U.S. funds drawn on U.S. banks. Applicants outside the U.S. and Canada will receive special ordering instructions. A shipping/handling charge & sales tax will be added to all orders.

PIIF295

# GET THE LATEST ADVANCES IN ELECTRONICS

SUBSCRIBE TO—

# Electronics NOW<sup>®</sup>



## ENJOY THE WORLD OF ELECTRONICS EACH MONTH!

Subscribe to the best informed electronics magazine—the one that brings you the latest high-tech construction projects, feature articles on new technology, practical troubleshooting techniques, circuit design fundamentals, and much more.

**Electronics Now** looks to the future and shows you what new video, audio and computer products are on the horizon. You'll find helpful, monthly departments such as Video News, Equipment Reports, Hardware Hacker, Audio Update, Drawing Board, Computer Connections, New Products, and more. All designed to give you instruction, tips, and fun.

### Electronics Now gives you exciting articles like:

- Buyer's Guide to Digital Oscilloscopes
- Build A Scanner Converter
- Single-Chip Voice Recorder
- Build A MIDI Interface for your PC
- Troubleshoot Microprocessor Circuits
- Build A High-Power Amplifier for your Car
- Add Music On Hold to your Phone
- All About Binaural Recording
- VGA-to-NTSC Converter



FOR FAST SERVICE CALL OUR TOLL-FREE NUMBER!

# 1-800-999-7139

## DON'T DELAY — SUBSCRIBE TODAY!

If you prefer, just fill out the order card in this magazine and mail it in today.



# BUILD YOUR OWN FM TRANSMITTER

BY  
FRED BLECHMAN



*Build this FM Stereo Transmitter and become a local disc jockey, or just do away with excessive wiring around the house.*

**W**ould you like to be able to send good-audio-quality FM transmissions? Here is a device that will let you do just that. It is called the *FM Stereo Transmitter*, and it is definitely not a toy. With the proper choice of antenna, the Transmitter can broadcast up to a quarter of a mile, or more, with left and right channel separation.

You can use the unit to transmit your tape-deck or CD-player output throughout your house or yard, or even to a nearby car. The transmission can then be received on any broadcast-band FM radio.

Because the Transmitter broadcasts in stereo, it can be used for two-channel experiments and demonstrations. It uses from 3- to 15-volts DC power, has a crystal-controlled subcarrier for frequency stability, and can be built to transmit anywhere in the standard 88–108 MHz, FM-broadcast band.

However, there is one caution you must observe: **You cannot interfere with anyone else's broadcast FM reception.** See the "Frequency Range Selection" box for more on that restriction.

**Circuit Description.** Figure 1 shows the schematic of the FM Stereo Transmitter. The heart of the unit is U1, a BA-1404 FM stereo-transmitter IC. A block diagram of the BA-1404 IC is shown in Fig. 2. Internally, the chip accepts separate left and right audio-

input signals, and contains all the circuitry needed to create and transmit a multiplexed FM-Stereo signal on the FM-broadcast band.

The aforementioned FM signal consists of a main audio channel, which contains the combined left- and right-channel (L + R) audio information; a 19-kHz pilot subcarrier; and the difference-signal (L - R) sidebands, which are centered around a suppressed 38-kHz stereo subcarrier. That complete signal can be processed and demodulated by any FM-broadcast receiver. Monaural FM receivers reproduce left- and right-audio signals together through a single speaker (no stereo). Stereo FM receivers separate left and right audio to individual speakers for the stereo effect, or to provide two "channels" on the same FM carrier.

Now, back to the Fig. 1 schematic. The left and right audio signals are fed

into jacks J1 and J2. Those signal levels can range from the type that feed small speakers or earphones, to the line-level outputs normally fed to amplifiers. If you wish to use a microphone, however, you'll need to boost its output voltage with a pre-amplifier.

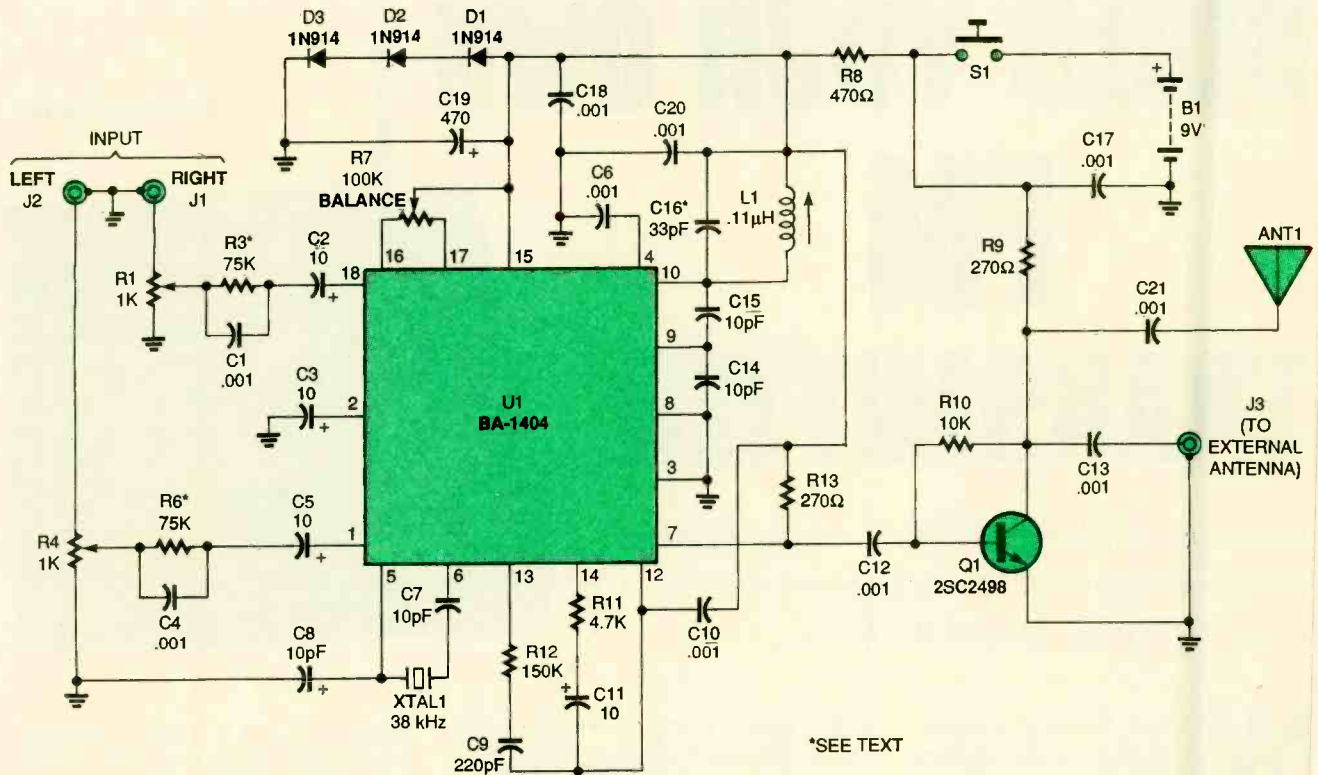
Because the input voltages can cover a broad range, potentiometers R1 and R4, together with resistors R3 and R6, and capacitors C1, C2, C4, and C5, are used to control the voltages at pin 18 and pin 1 of U1. That prevents overloading. The pre-emphasis characteristic (U.S. or European) is set by the values of R3 and R6, as described later.

The 3 to 15 volts of required power can be provided by either a battery (B1 shown in Fig. 1 is a 9-volt battery) or a well-filtered power supply. Silicon diodes D1–D3 are forward-biased in series, with a voltage drop of about 0.7 volts each, to provide a stable voltage of about 2.1 volts to power U1.

Potentiometer R7 permits the adjustment of the stereo balance. Crystal XTAL1, together with C7, C10, and U1's internal components, provide the 38-kHz subcarrier oscillator needed to carry the (L - R) sideband signals. Tunable inductor L1 and capacitor C16 form a resonant circuit to determine the operating frequency of U1's oscillator section. The value of C16 determines the frequency adjustment range within the FM-broadcast band, as specified later.

#### WARNING!!

The publisher makes no representations as to the legality of constructing and/or using the FM Stereo Transmitter referred to in this article. The construction and/or use of the transmitter described in this article may violate federal and/or state law. Readers are advised to obtain independent advice as to the propriety of its construction and the use thereof based upon their individual circumstances and jurisdiction.



\*SEE TEXT

Fig. 1. At the heart of the schematic for the FM Stereo Transmitter is the BA-1404 FM stereo-transmitter IC. Note that there is no R2 or R5 in the circuit.

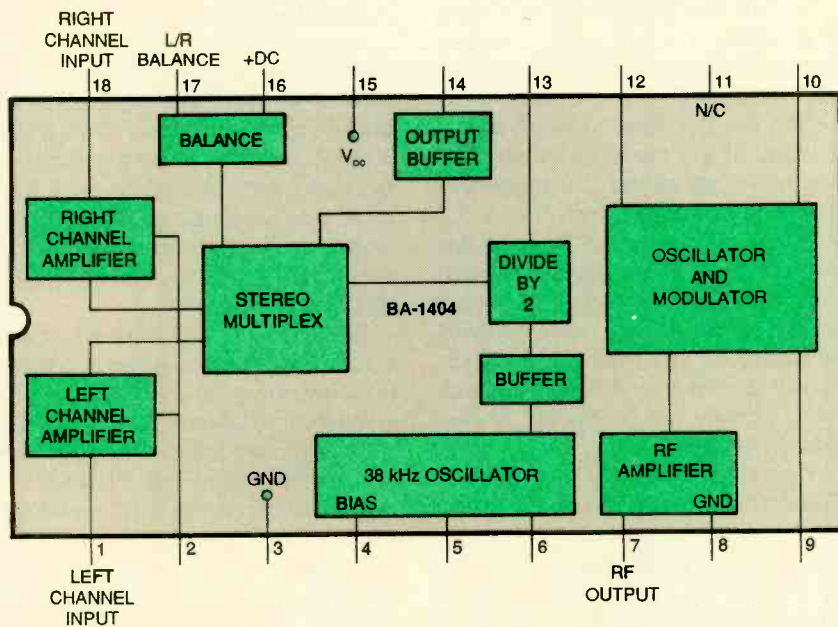


Fig. 2. The overall simplicity of the FM Stereo Transmitter is made possible by the many internal functions performed by the BA-1404 IC, which are shown in this block diagram.

VHF transistor Q1 and its associated components amplify the RF output at pin 7 of U1, feeding either telescoping antenna ANT1, or an external antenna jack at J3. That RF signal is modulated by three signals from U1: the stereo-

multiplex signal at pin 14, the 19-kHz pilot tone at pin 13, and the oscillator and modulator signal at pin 12.

**Construction.** Portions of the Transmitter circuit operate at a relatively

high frequency. Therefore, if you hand-wire the circuit, you could run into trouble with stray inductance and capacitance. To avoid that, use the printed-circuit template shown in Fig. 3 to etch your own board.

If you don't feel like making your own printed-circuit board, you could order an etched, drilled, and silk-screened PC-board from the source given in the Parts List. Other parts kits available for the Transmitter are also available from the same source, as detailed in the parts list.

The parts layout is shown in Fig. 4. Be careful to orient the diodes, transistor, and electrolytic capacitors as shown. The use of a socket for U1 is recommended.

You must make two choices along the way regarding certain capacitors and resistors. First, you must decide what portion of the FM-broadcast band you wish to use; that's because the Transmitter is only tunable over about one-third of the entire band. See the "Frequency Range Selection" box for help in making the proper selection.

Capacitor C16 sets the frequency range of the FM Stereo Transmitter. To transmit at approximately 88–95 MHz,

use a 33-pF capacitor for C16; for 95–102-MHz transmission, use a 27-pF capacitor; and for 102–108 MHz, use a 22-pF capacitor. If you are not sure in which part of the FM band to transmit, solder a “trial” C16 with some lead length to spare. That way you can desolder the capacitor and replace it with one of another appropriate value.

The second choice you need to make is to decide what pre-emphasis value you want. Pre-emphasis is a technique used in FM transmitters to increase the high-frequency signal-to-noise ratio. If you want the pre-emphasis to be 75 microseconds (as used in North America and Japan), use 75K resistors for R3 and R6. If you want the pre-emphasis to be 50 microseconds (as used in Europe, Russia, and in some other countries), use 47K resistors for R3 and R6.

**Some Options.** Because the Transmitter consumes power and emits RF whenever it is on, a visual “on the air” indicator is a useful addition. Simply connect an LED in series with a 1K resistor between one of the positive DC terminals of the switch and a ground point in the circuit; the cathode of the LED should be connected to the latter. When power switch S1 is on, the LED should light. If it doesn’t, you either




Fig. 3. The foil pattern for the Transmitter’s PC-board is shown here.

### PARTS LIST FOR THE FM STEREO TRANSMITTER

#### SEMICONDUCTORS

- U1—BA-1404 FM stereo transmitter, integrated circuit\*
- Q1—2SC2498, 2SC2570, or 2N5179 low-noise VHF/UHF NPN transistor\*
- D1, D2, D3—1N914 or 1N4148 silicon diode

#### RESISTORS

- (All fixed resistors are ¼-watt, 5% units.)
- R1, R4—1000-ohm trimmer potentiometer\*
  - R2, R5—not used
  - R3, R6—75,000-ohm or 47,000-ohm (see text)
  - R7—100,000-ohm trimmer potentiometer\*
  - R8—470-ohm
  - R9, R13—270-ohm
  - R10—10,000-ohm
  - R11—4700-ohm
  - R12—150,000-ohm

#### CAPACITORS

- C1, C4, C6, C10, C12, C13, C17,

- C18, C20, C21—0.001-μF, ceramic-disc
- C2, C3, C5, C11—10-μF, 16-WVDC, electrolytic
- C7, C8, C14, C15—10-pF, ceramic-disc
- C9—220-pF, ceramic-disc
- C16—22-, 27-, or 33-pF, ceramic-disc (see text)
- C19—470-μF, 16-WVDC, electrolytic

#### ADDITIONAL PARTS AND MATERIALS

- ANT1—4- to 19-inch telescoping antenna
- L1—0.11-μH, shielded adjustable inductor\*
- XTAL1—38-kHz crystal, watch crystal package\*
- J1, J2, J3—RCA-type PC-mounted jacks\*
- B1—9-volt alkaline battery (or other 3–15-volt DC power source)
- S1—SPST pushbutton switch, normally open, PC-mounted\*
- Printed-circuit materials, enclosure,

18-pin socket for U1\*, solder, hardware, etc.

**Note:** The following items are available from Ramsey Electronics, Inc. (793 Canning Parkway, Victor, NY 14564, Order Tel. 800-446-2295, Information Tel. 716-924-4560, Fax: 716-924-4555): A complete kit for the FM Stereo Transmitter (FM-10ABP), including the printed-circuit board (but not the custom case or antenna)—\$34.95; an etched and drilled, silk-screened printed-circuit board (FM-10APCBP)—\$10.00; a “Special Parts Kit” (FM-10ASPKBP) containing all parts marked \* above—\$24.95; a custom case complete with knob and antenna (CFM-BP)—\$14.95; a 110VAC power adapter (FMAC-BP)—\$9.95. Postage/handling/insurance per order is \$4.95. Please add an additional \$3 for orders under \$20. New York residents please add 7% sales tax.

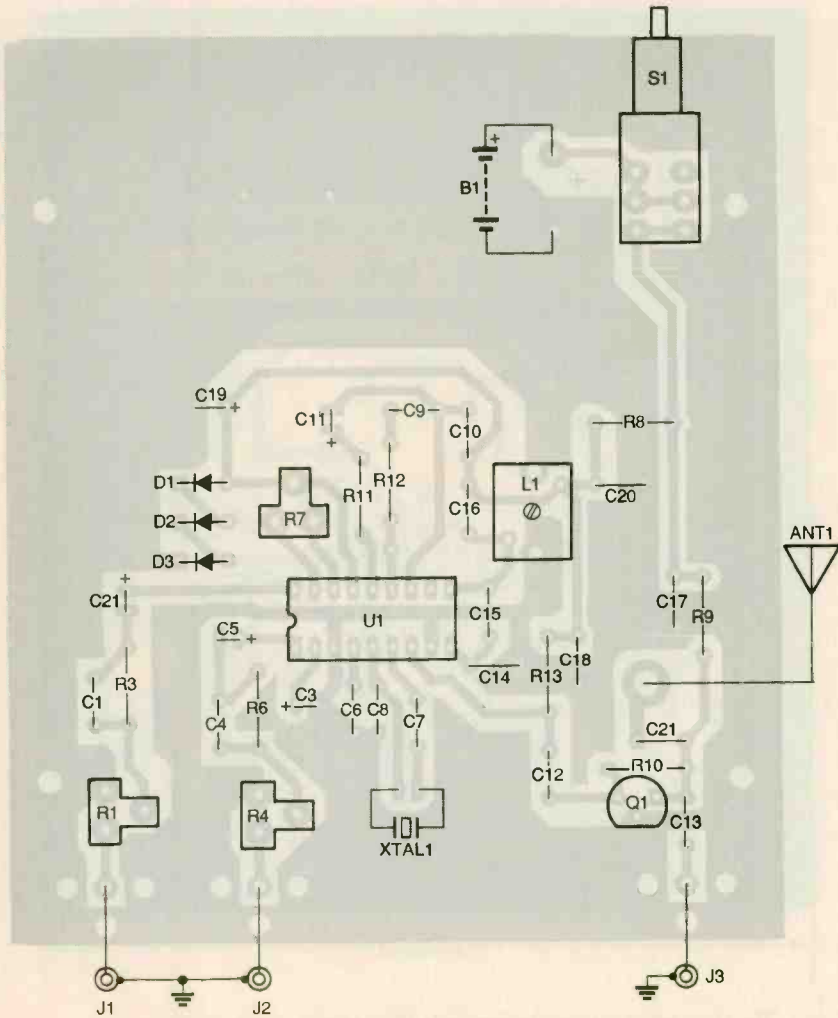


Fig. 4. Use this parts-placement diagram as a guide when mounting components on the board. Before soldering the polarized components, check to make sure their orientations match the ones shown here.



The assembled circuit board is shown here. Note the addition of an LED and a 1K resistor in series, which act as a power indicator (see text).

### ANTENNA CONSIDERATIONS

FCC Part-15 Rules specify a maximum field strength for an unlicensed, FM-broadcast device—250 microvolts at a one-meter-long receiving antenna located 3 meters (9.94 feet) from the transmitter. That field strength is inversely proportional to distance (at twice the distance, the field strength is halved). Therefore, at 384 meters (1260 feet—almost a quarter of a mile), the allowable signal is 1.95 microvolts, which is still strong enough to be picked up by an average stereo FM receiver. A "sensitive" receiver responds to a signal as small as 0.5 microvolts!

Note that the FCC Rules do not specify the power output of the transmitter—only the field strength at the receiving antenna. Because it is possible to couple an amplifier and high-gain antenna to your FM Stereo Transmitter, you could inadvertently exceed FCC limitations.

Unless you have a means of measuring field strength at those low levels, the best way to stay within the FCC-allowed field strength is to use the 19-inch telescoping antenna provided with the custom cabinet kit, or one like it. That antenna will give you a horizontally non-directional signal.

For a more directional signal, use a horizontally mounted dipole antenna (each half of the antenna should be about 30 inches), plugged into J3, instead of using a telescoping antenna. When mounted horizontally, the maximum radiated signal of a dipole is perpendicular to the direction of the wire; a north-south antenna will have maximum radiation to the east and west. ■

have the LED connected backwards, or to the wrong points in the circuit.

A custom, two-part plastic case, with front and back panels and a knob for the switch, is available from the source in the Parts List. Use of the custom cabinet enhances the appearance of your Transmitter, while protecting its circuitry.

The custom cabinet also comes with a telescoping "whip" antenna that opens to a length of 19 inches. Except for the antenna hole (and LED hole, if you use one), all other holes in the cabinet are drilled, and silk-screened with the appropriate legends. If you do not use the custom cabinet, you will still need to get some kind of antenna. See the "Antenna Considerations" box for suggestions.

**Audio Sources.** The FM Stereo Transmitter can accommodate a fairly broad range of audio sources at its J1 (Continued on page 91)

**A**nti-lock braking systems (ABS) are now available as standard or optional equipment on most cars and light trucks sold in the United States and Canada. Traction-control systems (TCS) are also now becoming commonplace. But the quest for accident-avoidance systems is far from over. The next step, at least according to German automakers BMW and Mercedes-Benz, and electronics

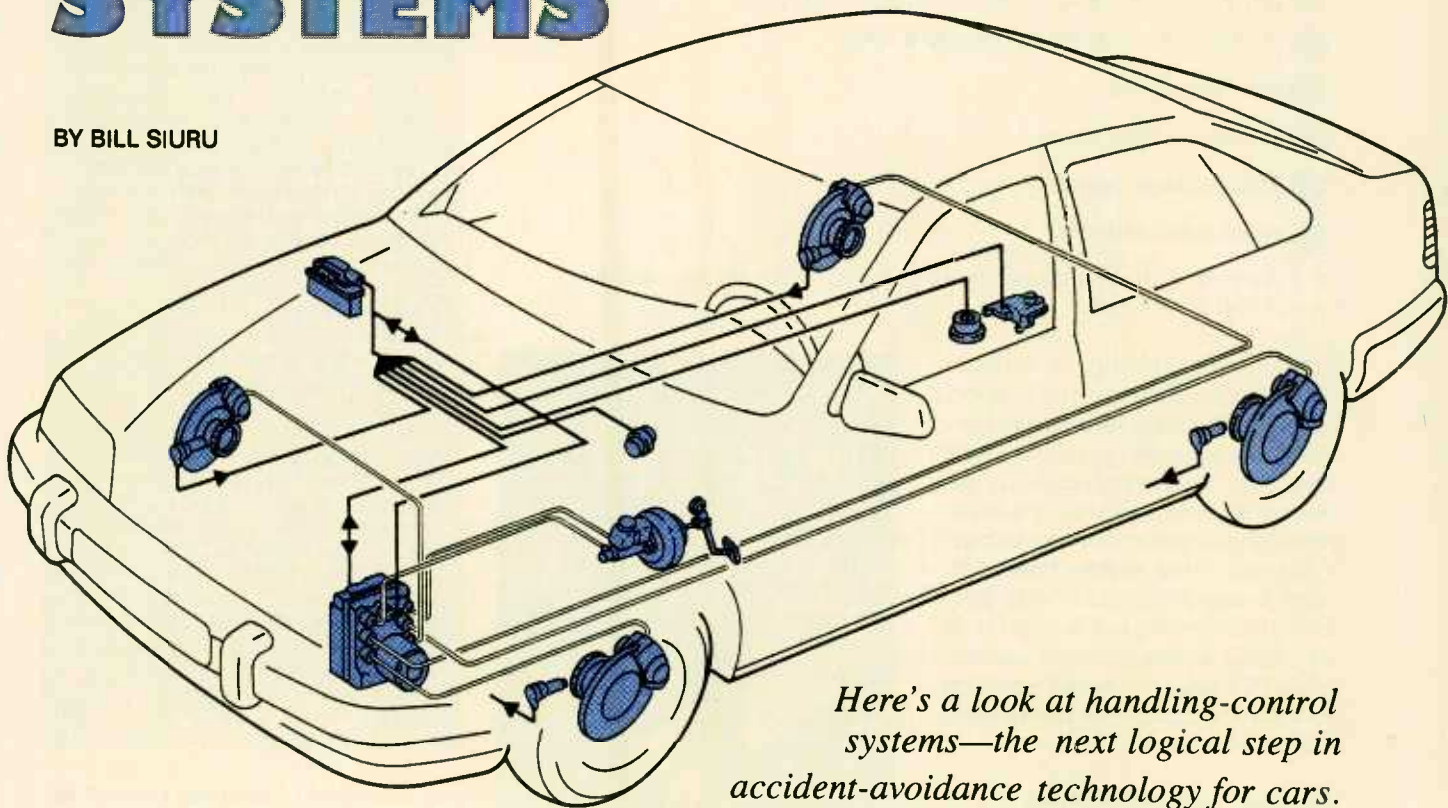
control system is Vehicle-Dynamics Control (VDC) or *FDR Fahr-dynamik-Regelung* (road-handling control) developed jointly by Mercedes-Benz and Bosch AG. Vehicle-Dynamics Control will first appear on some mid-1995 European Mercedes-Benz S-Class models and should reach the U.S. market during the 1996 model year. Rival BMW has a very similar system under development. That system

coming handling-control systems use the sensors, electronic controls, microprocessors, and software logic already on-board for anti-lock braking and traction control. In addition, the more demanding handling-control function requires additional sensors and microprocessor capability.

**ABS and TCS.** Anti-lock braking operates during braking on slippery sur-

# HANDLING-CONTROL SYSTEMS

BY BILL SIURU



*Here's a look at handling-control systems—the next logical step in accident-avoidance technology for cars.*

supplier Robert Bosch, will be handling-control systems. That makes sense, since such systems are a logical extension of ABS and TCS technologies.

Anti-lock braking avoids skidding when stopping on slippery surfaces, and traction control allows you to get going again, especially on ice and snow. Handling-control systems would do their job by maintaining control and preventing an uncontrolled skid when taking a curve or in other driving situations.

A prime example of a handling-

is called DCS3; it is the third-generation of their Dynamic Stability-Control System. In fact an earlier, somewhat more elementary DCS capability is already available on some BMW models (see the "Dynamic Stability Control" box for more on that system).

Anti-lock-braking, traction-control, and handling-control systems like VDC all work on the same basic principles. They go into action when one or more wheels are locking up or slipping to the point where it starts affecting the ability to steer and control the vehicle's direction. Indeed, the up-

faces when brake lockup is imminent. It reduces stopping distances to a minimum while allowing the driver to steer the vehicle even in adverse driving situations. In contrast, traction control operates when accelerating on slippery surfaces when one of the driving wheels loses traction and starts slipping. Traction control allows a vehicle to maintain traction under icy or snowy road conditions and is a modern-day equivalent of a limited-slip differential.

Traction control uses the ABS wheel-speed sensors, which sense wheel

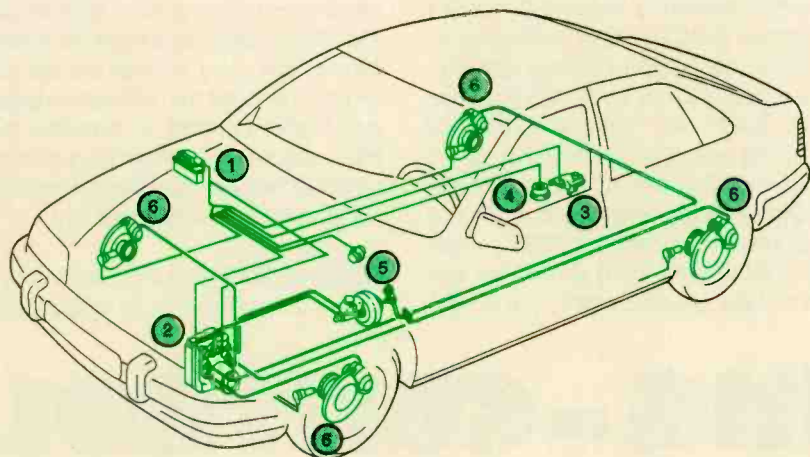
## Dynamic Stability Control

BMW introduced its first-generation Dynamic Stability Control (DCS) on its 850 Ci flagship coupe sold in markets other than the U.S. in late 1992. DCS augments anti-lock braking available on all BMW's and ASC (Automatic Stability Control) traction-control system available on many of its models. With ASC not only are brakes applied, but the engine output is also modified through such actions as adjusting the throttle butterfly and ignition timing as well as cut-off of the fuel injection and ignition. If the car has an automatic transmission, the shift-control program is also modified.

Like the Mercedes-Benz VDC, a steering-angle sensor has been added for the DCS system to provide additional information to the ABS/ASC wheel-slip algorithm. That additional measurement provides greater refinement in stability and traction because lateral dynamics are included, though lateral slip is not measured.

By comparing the difference between the actual handling and the desired nominal handling calculated from computer models, the microprocessor calculates an error signal. That signal controls brake intervention and cuts back engine torque even more smoothly and precisely than with ASC traction control alone, where only longitudinal slip on the rear drive wheels is controlled.

DCS is designed to operate during steering maneuvers, allowing the driver to take curves without losing any of the car's traction. While the initial DCS system featured a separate control unit for the handling-control function, the second-generation DCS has the ASC traction-control and DCS handling-control functions integrated in the same control unit. That second-generation version of DCS will be offered on 1995 V-12 7-series sedans in addition to the 850 Ci coupe.




- 1 ELECTRONIC CONTROL UNIT (ABS/ASR/VDC) WITH CAN LINK TO VEHICLE POWERTRAIN CONTROL MODULE
- 2 HYDRAULIC MODULATOR WITH PRESSURE SENSOR
- 3 YAW-RATE SENSOR
- 4 LATERAL ACCELEROMETER
- 5 STEERING-ANGLE SENSOR
- 6 WHEEL-SPEED SENSORS

Fig. 1. Here are the various sensors and control units used in the Mercedes-Benz/Bosch vehicle-control system.

lockup when braking, to monitor wheel speed during acceleration. Whereas ABS rapidly releases and applies brake pressure to prevent wheel lock up, traction control applies brake pressure to individual driving wheels, preventing wheel spin when traction is reduced or lost entirely. Unlike ABS, which is used on all four wheels, traction-control braking is only applied on the driving wheels. In more sophisticated TCS, the engine may also be controlled to reduce the power delivered to the wheels.

**Handling-Control Systems.** In contrast to the above, a handling-control system such as VDC operates while the car is rolling along at a constant speed, accelerating, or braking. Using electronic sensors and computer logic, the new system enhances steering performance by determining every microsecond whether or not the car is going exactly in the direction that the driver is steering. The slightest difference between what the driver is "asking" via steering-wheel inputs and what the vehicle is actually doing identifies a condition where directional stability could be lost. If such a condition is identified, the system's microprocessor corrects for it almost in-



The yaw-rate sensor, the heart of the VDC system, measures the rotation of the car around its vertical axis. (Photo courtesy of Robert Bosch Corp.)

stantly by applying appropriate braking. The system works so fast and so unobtrusively that the correction is usually applied before the driver even senses any changes in directional stability.

In addition to the ABS/TCS components, VDC requires sensors for steering angle, braking pressure, lateral acceleration, and yaw rate (see Fig.

1). Complete handling control requires detection of lateral slippage, that is a loss of traction in a direction other than that in which the car is supposed to be traveling. If the lateral traction between the tires and the road is no longer adequate for one or more wheels, directional instability may result, particularly in curves. One example is "fishtailing" when the car is turning about its vertical axis. Actual lateral movement of the car cannot be calculated from the wheel-speed sensors used with ABS and TCS.

For handling control, the computer logic has to calculate the difference between the instantaneous desired and actual directions. If there is a dif-

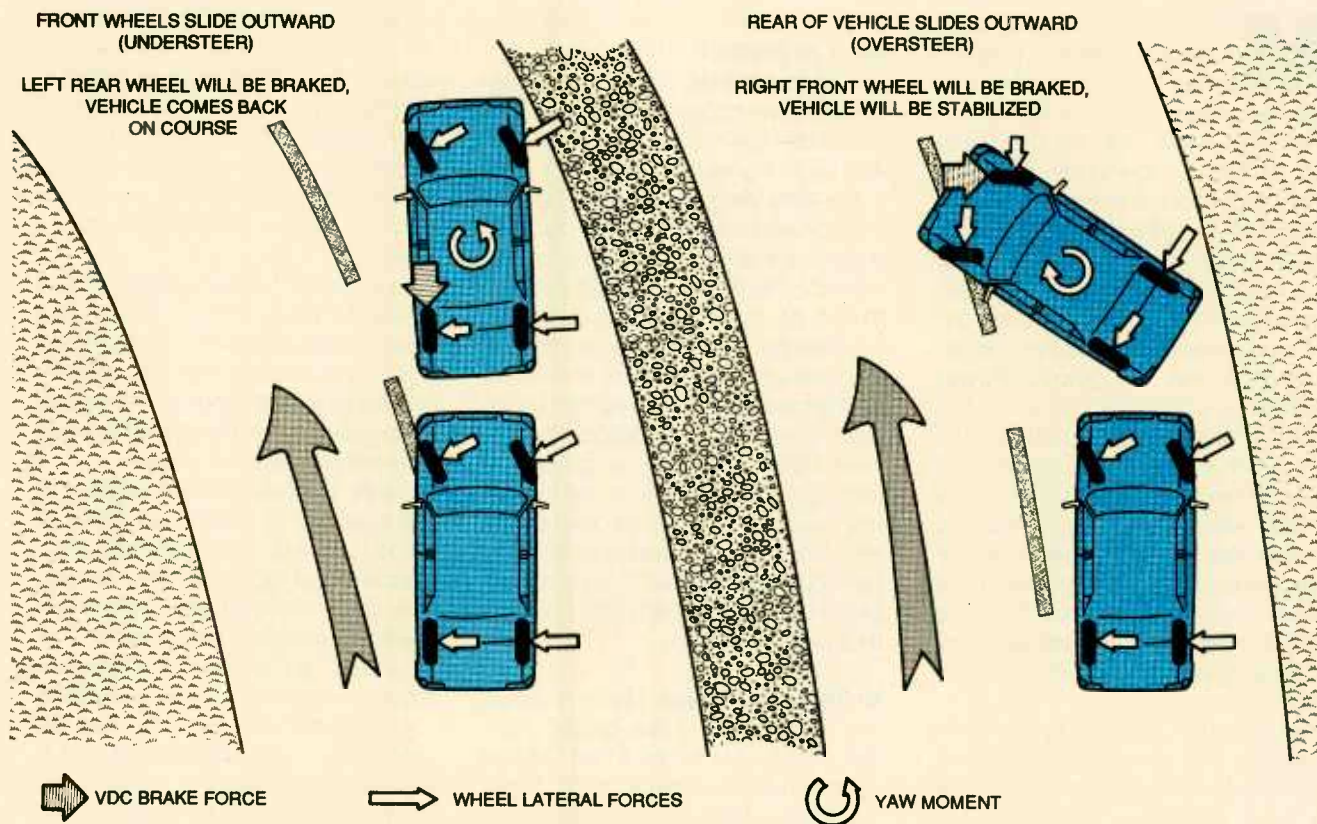


Fig. 2. In an understeer condition, the left-rear wheel is braked, bringing the car back on course. During oversteer (fishtailing), the right-front wheel is braked.

ference, a correction command is sent to the braking system. If the car understeers and swerves off course when driven in a curve, the system corrects by braking the inner rear wheel with respect to the curve to turn the car into the corner, bringing it back on course (see Fig. 2). If brakes are already on, the outside front-wheel brake is released.

On the other hand, oversteer occurs when the rear end attempts to swing around, resulting in fishtailing. That instability is corrected by applying the appropriate outside front brake, or alternatively, releasing the opposite rear brake. As with ABS, braking can approach the locking limit of the road and tire interface if required. While braking, vehicle momentum can be further reduced by throttling the engine and/or applying the other individual brakes.

The Mercedes-Benz/Bosch VDC system operates under all driving conditions including when driving straight-ahead, accelerating, braking, and even coasting. It can handle all road surface conditions including uneven surfaces, snow, ice and gravel.

**How it Works.** A block diagram of the Mercedes Benz/Bosch system is shown in Fig. 3. Driver intent, that is the "desired driving course," is calculated from wheel speed and steering-wheel-angle information. Wheel speeds are measured by the same speed sensors used for the anti-lock and traction-control systems. An additional sensor is added to measure the instantaneous angle of the steering wheel. The intended-direction calculation also uses information on current engine load, and the braking pressure supplied by the master cylinder is also sensed.

Determining the actual course of the vehicle is a more complicated task. That is the job of two sensors: a lateral accelerometer and a yaw-rate sensor.

The lateral accelerometer measures the lateral "g" forces while the vehicle is turning in a curve. That analog sensor operates on a spring-mass principle. A "Hall-effect" generator translates the spring displacement into an electrical signal. The sensor must be very sensitive with an operating range of  $\pm 1.4$  g.

The yaw-rate sensor measures the speed at which the car rotates around its vertical axis. That sensor has a small, hollow steel cylinder that serves as the measuring element. The thin wall of the cylinder is excited with piezo elements to vibrate at a frequency of 15 kHz. Two pairs of those piezo elements (four elements in total) are arranged on the cylinder with paired elements opposite each other. One of those pairs brings the cylinder into resonance. The other pair, displaced by 90 degrees, stabilizes the vibration. When the vehicle rotates about its vertical axis, the vibration nodes shift slightly in proportion to the rate of rotation. Instantaneous yaw rates can be sensed by measuring that slight shift.

In developing the yaw-rate sensor, Bosch started with a measuring technique from the aviation industry. The technique has now been adapted for large-scale automotive production. A large investment was made in developing the sensor so that it can withstand the extreme environmental conditions found in automobiles, (Continued on page 93)

**M**ost readers of this magazine probably tinkered with all kinds of unusual hardware—both electrical and mechanical—when they were kids. I'm assuming that because I certainly did, and we're all birds of the same feather—or at least we are all similarly feathered.

I've made robots out of clocks; strobe lights out of record-player motors and coffee cans; go-karts out of wood, wheels, and vacuum-cleaner motors; very dangerous "power saws" out of X-Acto blades and a DC motor; and a "wired" remote-control car out of various motors, gears, and other hardware. A motor—any motor—was always a good find. Any broken item that contained a motor was immediately ripped apart for its motor and anything else that was useful—switches, lights, and gearboxes were all pretty valuable (to me, at least).

Even though I'm over 30 years old now, I still find sometimes that I can't resist slapping together various items to make something unusual, or just plain fun. I can't help it—if I see some parts that beg to be assembled into one unit, I do just that. And believe me, since I started working for this magazine, mountains of assorted electronic parts have piled up.

One day, I was staring at some solar panels wondering if they could power a motor I had. To find out, I connected the panels to the motor and took the assembly out into bright sunlight. It worked well, and I soon after thought up the concept of the *Solar-Powered Airplane*—a toy that could perpetually fly in circles as long as bright light is available.

**The Airplane Concept.** Out of all the applications that a solar-powered motor could have, why did I decide to build a toy airplane? Well, for starters, the two solar panels I had looked like they would make perfect wings. Also, my low-voltage DC motor ran perfectly well from the low power produced by the solar panels (at least

well enough for an attached propeller to produce a little force). Let's just say that the two solar wing panels and the low-voltage motor screamed out to be assembled as an airplane. And so, to my workbench I went.

The only design problems I could think of were how to make a pivoting stand assembly and how to properly balance the plane. I realized that low friction on the pivoting stand would be essential for the plane to be able to move with the little force produced by the propeller. I decided that a ball bearing would be necessary to minimize friction as much as possible—nothing fancy, just any old ball bearing I could find. As for my other problem, balancing the plane could only be accomplished with the finished plane and stand assembly in hand, so that was left for later.

**Building the Plane.** Figure 1 shows the "schematic" of the airplane circuit, if you want to call it that. Do two solar panels plus one DC motor make a circuit?—technically I guess they do, albeit a very simple one!

Getting the solar panels is the easy part. The rest of the airplane and the

stand, however, have to be fabricated out of some kind of material, and wood is the best alternative. Wood is easy to come by—anyone can get it from a nearby source—and is probably the easiest material to work with. I also like the irony of a solar-powered, electric airplane that's made out of wood.

I had thought about using an actual airplane model—either a plastic or a tissue-paper-covered, balsa-wood type—and adding the solar panels and motor to it, but that would require extra work, extra money, and extra time to complete the project.

Figure 2 shows how the airplane is put together. To fasten everything in place, you will need hot-melt glue, double-sided tape, and a few screws. Due to the differences in weight between woods of various type and thickness, I will provide only approximate dimensions to follow in building your airplane. Also included are the procedures necessary to arrive at a well-balanced airplane, since an airplane that is poorly balanced will fly slow, wobble, or even topple over.

The solar panels specified in the Parts and Materials List come with a

## Build a Solar-Powered Model Airplane



BY  
MARC SPIWAK

*Build this inexpensive toy airplane that flies nonstop and never needs batteries.*



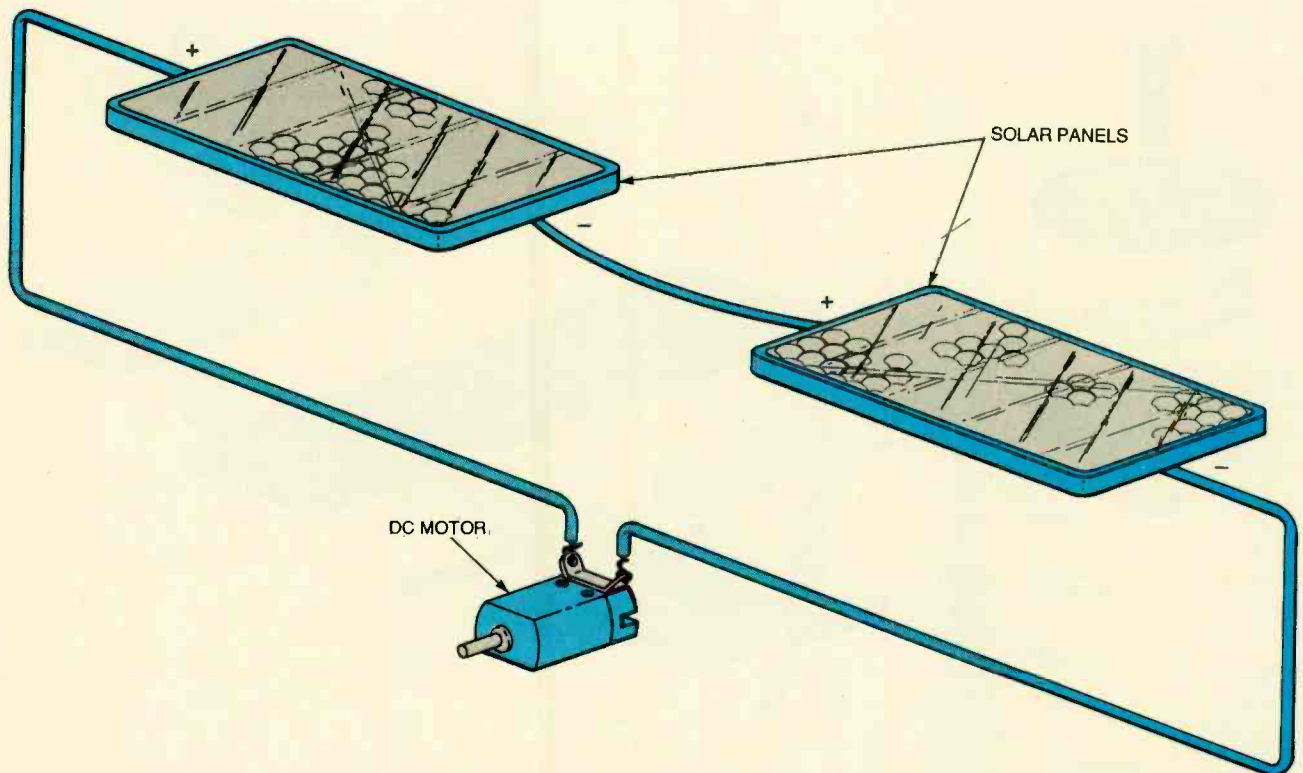


Fig. 1. As this "schematic" shows, two solar panels and one DC motor are the only components that make up the airplane's circuit.

metal strap, probably intended for connecting multiple panels together. On each panel, the positive and negative terminals on the bottom are threaded and come with a nut and lockwasher. Simply connect the two panels together—from the positive terminal of one to the negative of the other—with the metal strap and some hot-melt glue.

Next, cut a length of wood about 5½-inches long for the airplane fuselage. Also cut three pieces of wood for the tail, each approximately 2-inches long by 1½-inches wide, and secure them to the fuselage with hot-melt glue. Attach a small "shelf" for the motor, of the same width as the fuselage (probably about 2-inches long, and ¼ of an inch thick), to the underside of the fuselage at the front of the plane using hot-melt glue. Stick the motor to the top of the shelf with a piece of double-sided tape. The tape will hold because the weight of the motor presses down on it.

Make the pivot arm from another piece of wood about 13-inches long. Drill a hole vertically in the approximate center of the pivot arm to accept the bearing you will use. Make sure the hole provides a snug fit around the outside diameter of the bearing.

### PARTS AND MATERIALS LIST FOR THE SOLAR-POWERED AIRPLANE

Solar panels (2), 0.45-volt, 1000-milliamp (Kelvin Electronics No. 260099 or equivalent)

DC motor, low-voltage (Kelvin Electronics No. 852211 or equivalent)

Plastic propeller, 3-blade (Kelvin Electronics No. 850590 or equivalent)

Ball bearing, ½-inch outside-diameter, or similar unit

Wood, screws, spacer, hot-melt glue, double-sided tape, paint, and assorted hardware.

**Note:** The solar panels (\$5.95 each), low-voltage motor (60 cents), and propeller (\$1.20) are available from Kelvin Electronics, 10 Hub Drive, Melville, NY 11747. Tel. 516-756-1750 or 800-645-9212.

Use another piece of wood, about 9-inches long, to form a support column. Then attach the base, a 7-inch square piece of plywood, to the column with a screw through the underside of the base and into the column. Countersink the hole in the plywood so that the head of the screw does not interfere with the base.

Mount the bearing on top of the column with a screw and a spacer. Make sure that the bearing rests on its inner race and that its outer race can spin freely (see Fig. 2). If you can't find a suitable spacer, one can be made from a piece of a ball-point pen's case.

At this point, the plane must be temporarily assembled so that it can be balanced. Everything must be in place to balance the plane—the motor, the propeller, the wings, and any hardware.

Place the pivot arm so that when it is connected the plane is balanced front-to-back (see Fig. 3). Then, attach the solar wings to the fuselage and to the pivot arm with double-sided tape, and fasten the plane in place with a screw going through the side of the fuselage and into the pivot arm. The pivot arm looks best if it's hidden under the wing of the plane. If you find that you can't balance your plane that way, simply add weight (or remove it if possible) to the front or back of the plane to balance the load.

Next, add a counterweight to the other end of the pivot arm to balance the entire assembly for rotational motion. Use something that closely matches the weight of your finished plane. I used a large bolt and two

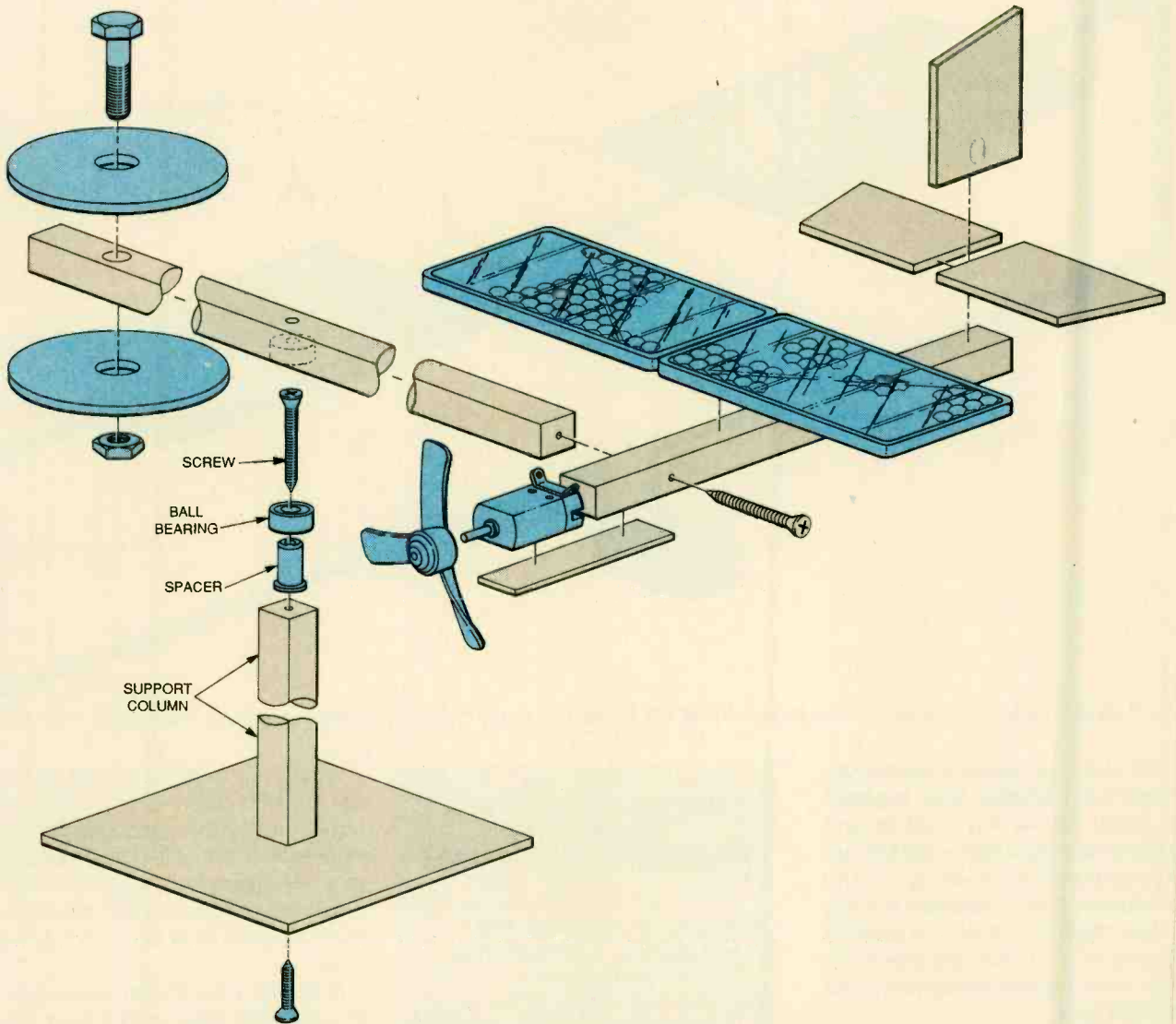


Fig. 2. This is the general assembly of the airplane and its stand. Hot-melt glue, double-sided tape, and a few screws hold everything together.

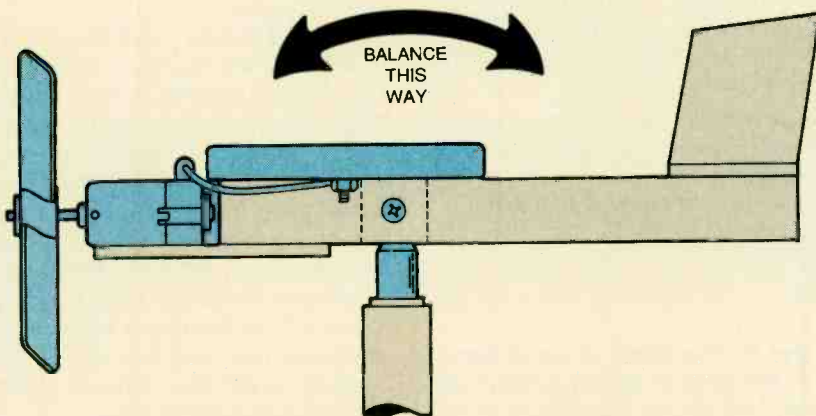


Fig. 3. The pivot arm must be connected so that the plane is balanced front-to-back.

gigantic washers. All together, that hardware was slightly heavier than the plane, so I mounted it about  $\frac{1}{4}$  of an inch from the end of the arm. Ex-

periment to find the perfect balance between the weight of your counterbalance, and its distance from the end of the arm.

Using a bolt and washers makes it easy to balance the arm. Temporarily tighten them on the edge of the arm to find the spot of balance, and drill a hole for the bolt. You might find it easier to balance the plane by drilling a hole for the bolt in a position where the counterweight is a little lighter than the plane. Then, you can fine-balance the arm by adding lighter washers to the counterweight.

After everything is balanced, you can disassemble the plane and paint it, or you can skip the paint and connect the power leads from the motor to the solar panels. Before you permanently attach the power leads, however, go outdoors and test for the polarity that will drive the propeller in the proper direction for forward movement.

# Take control of your future with electronics training from CIE.

## Learn in your own home, at your own pace.

With training from CIE, you could be working at the job you want, earning the money you deserve. CIE lets you learn electronics right in your own home, at your own speed. You can complete your CIE coursework while you're still at your current job. You can complete it as fast or as slowly as you choose. And the faster you finish, the more CIE can help you save money.

## Take your place on the Information Superhighway.

CIE training or a CIE degree will qualify you to be part of one of the hottest, fastest-growing fields around — electronics. And you'll play a major role in keeping the nation's much-discussed Information Superhighway up to speed and running smoothly.

## Learn from the world leader in home-study electronics.

At CIE, we teach electronics, and nothing but electronics. We're not only the biggest home-study electronics school, but also the best. And why not? We've been teaching it for 60 years. We've graduated more than 150,000 people from over 70 countries. And we're fully accredited. That's why employers and CIE graduates alike know the value of electronics training from CIE.

## Concentrate on your own area of interest.

CIE gives you 12 courses and a proven degree program to choose from. CIE training qualifies you for work in broadcast engineering, communications systems, digital logic and systems training, automotive electronics, computer maintenance, microprocessor technology, and much



Learn electronics from the world leader, right in your own home.

more. In fact, CIE pioneered the very first Electronic Laboratory course and the first Microprocessor course.

Even if you're not sure what you'd like to specialize in, we can get you started on the basics. And once you've successfully completed one CIE course, you can apply academic credits and tuition credits to any new CIE courses you take. Each and every CIE course counts toward earning your degree.

## A patented method of personalized instruction.

Through CIE's exclusive AUTO-PROGRAMMED® teaching method, your instructors give you prerecorded, easy-to-follow, step-by-step instructions. Some courses are geared toward beginners and some toward professionals already familiar with the electronics field.

No matter which course you take, you'll have everything you need to learn on your own at home: lesson guides, books, even lab equipment. All materials you can use at your current job or keep for your new job after you've earned your degree.

And if you ever need any help at all, just call your instructor toll-free.

## What are you waiting for?

Isn't it time you joined one of the fastest-growing professions around? Isn't it time you earned a salary well above the national average? *Then now's the time to find out more about CIE.*

## Contact CIE today for more information.

Call us toll-free at 1-800-243-6446, or call 216-781-9400. You may also fill out the attached postage-paid card or the coupon below and drop it in the mail, or fax it to CIE at 216-781-0331. We'll send you our FREE 40-page CIE home study course catalog with details on CIE courses and the CIE associate's degree.

## Take Control Of Your Future.

Send me a FREE CIE course catalog and details on a CIE associate's degree.

(Please Print Neatly)

Name \_\_\_\_\_

Address \_\_\_\_\_

City \_\_\_\_\_

State, Zip \_\_\_\_\_

Phone ( ) \_\_\_\_\_

Age \_\_\_\_\_



1776 East 17th Street • Cleveland, Ohio 44114  
**A School of Thousands. A Class of One.**  
Since 1934.

AH62

# A Survival Guide for PC Owners

*Get a handle on PC troubleshooting and get the most from PC technical support with these helpful tips.*

BY KARL T. THURBER, JR.

**A**s a rule, personal computers are reliable appliances that stand ready to do your bidding. Sometimes, though, they do break down and require service. But before you take your "broken" PC to a repair shop, try some of the troubleshooting techniques in this article. You might just save yourself a bundle of money.

Troubleshooting is often made easier if you can get some on-the-phone technical support. If you already own a PC, familiarize yourself with the support available to you. That way, you will know what to expect when you need help. If you haven't bought a computer yet, the following tip section might help you make a decision and save you some trouble in the process. After that, we'll get right into troubleshooting.

**Starting Out.** When shopping for a PC, make sure you buy from an established vendor that will be around to provide service and support if something goes wrong. Most offer lifetime, toll-free technical support. Consider the fact that the highest user-ranked service and reliability ratings are achieved by direct-selling companies like Compaq, Dell, Gateway, IBM, and ZEOS.

Also, check to see what kind of warranty the vendor offers. Most offer a 1-year parts and labor limited warranty, and you can expect 1–2 years of free on-site service from most vendors. No matter what, insist on a 30-day, no-questions-asked, money-back guarantee.

When you buy a computer, read the user's manual that comes with it to become familiar with the overview of

the system's capabilities and limitations, troubleshooting guide, technical sections, lists of error messages, and tech support and upgrade information.

**Preventive Maintenance.** The first troubleshooting step is to head-off problems before they start. Providing a safe, clean, well-ventilated, and moisture-free environment for your PC is a good way to do that.

To prolong the life of your system, you should take both active and passive maintenance approaches. The active approach involves cleaning the system and keeping it clean—try not to let excessive dust accumulate.

The passive approach involves undertaking procedures to protect the PC from the environment, such as using power and telephone-line pro-



tectors. It also includes keeping your hands and the work area clean, not allowing smoking around the computer, making any interconnections with the power removed, handling circuit boards carefully, and avoiding static electricity.

Unfortunately, many of us take neither active nor passive precautions. Ultimately we pay for that neglect, especially if we don't have backups when the chips go down—as they might someday.

Caution: cleaning your PC internally is fine, but don't do it with a vacuum—not even with a tiny computer vac. A vacuum of any sort, particularly one with a brush, is a generator of static electricity that can damage your PC's chips. A source of compressed or canned air, sometimes called a "dust blaster," is useful for internal cleaning (to blow out dust, lint, and debris). It is available for \$24.95 from Global Computer Supplies, with gas refills costing \$4.95.

Many of the things you can do to minimize the risk of PC disaster focus on your hard drive (HD). Here are some suggestions: optimize or defragment the drive regularly; make regular file backups; copy critical DOS system areas to a safe place using PC Tools' *MIRROR* or a comparable utility; record or save CMOS configuration settings; and guard against virus intrusions. Also, periodically run third party "disk medic" utilities.

To be safe, besides at least two sets of full HD backups, you should have your original DOS, Windows, and application-software diskettes or CD-ROM's; data-backup diskettes or tapes (unless covered by full HD backups); disk-medic utility software; and a bootable "emergency rescue" disk. Popular utility packages such as PC Tools and The Norton Utilities automatically create an emergency rescue disk upon installation.

If yours is a portable computer, when traveling you should bring with you copies of the master disks of essential programs. Those normally include DOS, Windows (if applicable), and key applications such as your word-processing program or spreadsheet. You also should bring a file transfer program, Fax/modem, file conversion utility, disk medic utility, and necessary cables.

New software often overwrites the

AUTOEXEC.BAT and CONFIG.SYS boot files and Windows information files during installation. So, besides using a comprehensive backup scheme, you should also keep copies of those important files both on a floppy and in a HD backup directory. Should those files be corrupted, erased, or overwritten through accident or experimentation, you'll be able to restore them easily. Also, keep printouts of those files for quick reference.

**Computer Tools.** You will need a few basic tools, even if you're not going to actually "repair" your PC. First, you'll need basic hand tools such as needle-nose pliers, wire cutters and strippers, adjustable wrenches, and small knives, all of which you might already have in your home-workshop toolbox.

Other, more specialized tools are needed for board-level maintenance as well as disassembly and reassembly. Those include: assorted hexagonal-headed nut drivers; various Phillips, flat-blade, *TORX*, and jeweler's screwdrivers; chip extractors and inserters; tweezers; small brushes; lint-free cleaning swabs; cable and connector crimpers; claw-style parts retrievers or grabbers; and an anti-static wrist-grounding strap. Avoid using magnetized tools around your computer.

If you're going to dig deeper into your PC (there's a risk involved here, of course), you'll also need soldering

and unsoldering tools. Those include a low-wattage soldering iron, a heat-sink to absorb excessive heat, solder, and a "solder sucker".

You might also need simple test equipment such as a volt-ohm-milliammeter (VOM) for making voltage, current, and resistance measurements; a logic probe and logic pulser for diagnosing digital circuits; and cable testers for network problems. Major computer suppliers, like Global, regularly stock all the above tools and supplies.

An assortment of cables, adapters, and gender-changers of all types are also useful. In addition, you should get loopback testers to check serial and parallel ports.

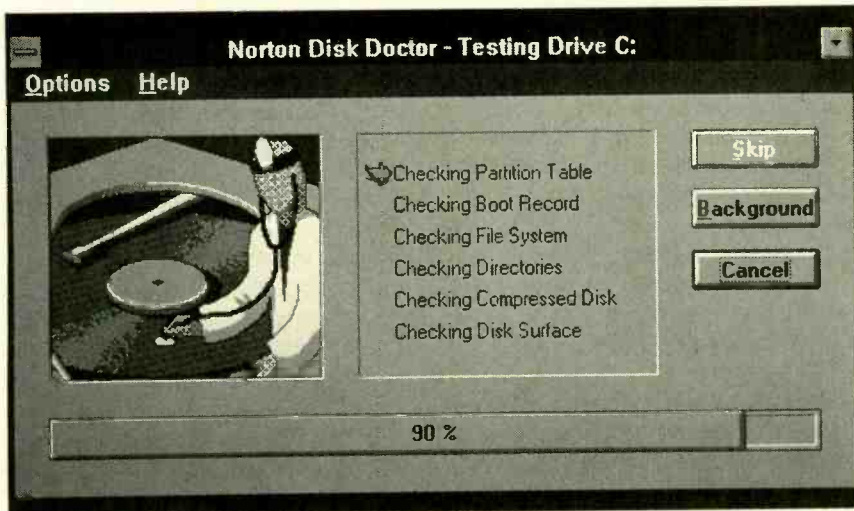
**PC Troubleshooting.** Despite the repair problems IBM PC's and compatibles might present, most are open-architecture systems. That design helps to make troubleshooting a straightforward process.

To diagnose and isolate faults in your PC, check the simple stuff first. Don't overlook obvious problems such as no power to the PC, no paper in the printer, a disconnected modem or keyboard, or a recent hardware or configuration change. Often, an apparently dead computer isn't the result of a real malfunction, so consider the many possibilities before spending hours tearing it apart.

The trick is to search for clues to



Shown here is a CompuAdd specialist providing troubleshooting tips via remote-control software, which allows him to view and control PC's via modem.



*Disk Doctor, one of the over 40 tools in Norton Utilities 8.0, is a powerful data recovery feature that diagnoses and repairs disks and files.*


locate where the failure has actually occurred—in other words, to logically attribute failure to the CPU, monitor, keyboard, printer, or peripherals. Sometimes you can make a simple “fix” just by rebooting the PC to clear a seemingly serious, but nevertheless minor, transitory problem.

Even if you have to turn the repair over to a technician, it's wise to have some idea of the scope of the problem. Before flashing your credit card, do at least minimal troubleshooting (for a recommended reading list on PC troubleshooting, see the “Repair and Troubleshooting Books” box).

By one estimate, cables connecting peripherals to the PC cause 50 percent of all hardware problems. With power removed, check cables carefully to ensure they're not only plugged in, but also are securely seated and screwed-in snugly. That also goes for IC's, circuit boards, and plugs: reseating them sometimes solves vexing PC problems.

The operative word on cables, peripherals, and circuit cards is substitution. Whenever you can get your hands on substitutes, replace suspected defective items with known good ones to narrow possibilities. If your cables are spliced or taped, buy new ones, and replace gender-changers and extension-cable extenders with one-piece cables of the proper sex. Look for oxidation on connectors and boards.

Sometimes the remedy isn't as simple as plugging something in or turning it on. Dead computers often are caused by failed power supplies.



*With MicroSystems Development's POST Code Master, you can diagnose up to 256 different system failures by displaying the POST codes generated by the PC.*

Startup failures are frequently associated with memory problems or other errors disclosed by the power-on self-test (POST) that initially checks system hardware.

Other turn-on problems are caused by a lost or corrupted CMOS setup. That setup contains critical configuration details about key peripherals, disk drives, display type, memory, and other information. Always observe any startup messages that you see on the monitor screen. Are they different from the startup messages you normally receive when you boot?

It is a good idea to record all CMOS-configuration settings on a new computer and log any changes. Without that information, you might be unable to reconfigure the PC if a

dead battery or errant program causes you to lose the settings, unless you contact the manufacturer for help. (Many manufacturers furnish a CMOS printout with your PC. Keep it in a safe place; you might need it.)

Troubleshooting keyboards is usually simple; they rarely fail entirely. However, some keys might get sticky and the whole keyboard might need cleaning or replacement due to accumulation of foreign matter. If the keyboard doesn't respond correctly or if the PC doesn't recognize that a keyboard is present, check for a loose keyboard connector.

If that doesn't help, check that the keyboard lock (if any) is unlocked, and that the XT/AT keyboard switch (found on some keyboards) is toggled to the correct position. If your keyboard is reconfigurable, follow the instructions on reinitializing it; some keys might have become reprogrammed.

**Hardware or Software?** How do you tell if a problem is hardware or software caused? Sometimes it's hard to draw a distinction between the two, but the best clues lie in the boot-up process. If your computer won't boot, or if you don't hear the cooling fan, see a power light, or get a cursor on the screen, you're probably facing a hardware problem. On the other hand, if the PC starts to boot and then something goes astray, or if problems are application-specific, you likely have a software problem or a software conflict with the installed hardware. If you can boot successfully with a minimally configured, DOS boot disk, your problem almost certainly isn't hardware. Rebooting the PC typically clears software-caused errors.

If rebooting doesn't clear the problem, that suggests a hardware problem. Another good way to spot hardware errors is to note what error messages are displayed on your screen, because they usually refer to hardware. Errors in DOS, Windows, and application programs also might result in error messages on the screen.

Overheating is the biggest cause of hardware failure. Increasing ventilation, minimizing mechanical jarring and vibration (especially from impact printers), and reducing electrical fluctuations can extend your equipment's life.

Even though the mechanical parts

of a PC are more prone to failure than are the electronic ones, electronic component failures do occur—both on motherboards and expansion cards as well. Isolating and diagnosing problems with expansion cards is easiest once the cards are all removed. That way you can test them individually.

Many hardware-based “malfunctions” are actually the results of hardware/hardware or hardware/software configuration conflicts. You do have some control over those conflicts, but they can be frustrating to overcome with many accessory boards installed. (Those problems could be reduced considerably by Microsoft’s new *Chicago*, or *Windows 4.0*, operating system that integrates DOS and Windows, and reportedly features automatic hardware configuration.)

Sometimes, there’s a problem with software. In addition to programming bugs and other quirks, consider compatibility issues. Most software is written to behave on a variety of hardware, but “compatibility” rarely is total: there are some things you need to watch out for. You’re likely to have problems if your PC has: less than 640 KB conventional RAM, an old DOS version, a dated BIOS chip or motherboard, a nonstandard video adapter, an early LCD display, an early (pre-V3.0) version of Windows, or outdated printer and video drivers.

**Diagnostic Software.** Finding the problem when a computer fails is not always easy. That’s when diagnostic software comes in handy. It might not be a substitute for a qualified service technician, but diagnostic software can help locate problems with your system, and can provide a point of departure for productively dealing with vendor technical support.

Of course, your PC must at least be “up and running” for you to use diagnostic software. The real purpose of such utilities is not to resurrect a “dead” PC. Rather, it is to diagnose and resolve non-fatal problems; provide detailed information about the PC and its subsystems; resolve port address, interrupt, and other hardware and software conflicts; and help you work through hardware and software upgrades that might create new compatibility problems.

Many utilities also produce a com-



*If your PC suffers from data loss, firms like Ontrack might be able to help you out. They rebuild information from damaged drives, and claim a high success rate on recovering data.*

prehensive system information (SI) printout, which is useful in dealing with tech-support specialists. SI printouts provide you with a complete rundown of your PC’s hardware, software, operating system, and memory.

We have room here to sample three multipurpose utilities. All three are for general use rather than for use by PC technicians, and focus on protection—data-loss prevention, data recovery, and disk repair.

Because of its multifaceted nature, Central Point Software’s *PC Tools Pro 9.0 for DOS* (\$179, or \$49 for upgrades) often is, like its predecessors, called the “Swiss Army Knife” of PC utilities. It’s a powerful group of integrated programs for disk repair, data protection and recovery, disk backup, file management, desktop organization, productivity and performance enhancement, task switching, and virus detection.

One of PC Tools’ most impressive features is a new hardware-diagnostics utility. The diagnostics are part of the enhanced SI Pro, which provides data on over 170 local and network parameters. Compressed drives and drives up to 2 gigabytes with

more than 50,000 files are supported.

The package also has the exclusive “CPR” work-recovery system. CPR takes a snapshot of your PC’s RAM at timed intervals, backing it up to your hard drive, so files that you haven’t saved can be recovered after a system crash or power loss. If a crash occurs, you can restore an entire session, including multiple applications running under Windows.

*PC Tools for Windows* provides a more flexible approach to desktop and file management than Windows does alone, and also offers complete data-recovery capabilities. It even includes essential PC Tools for DOS recovery utilities that you can install on an emergency rescue disk. That makes recovery possible when you can’t access your hard drive or if Windows won’t start.

Key features include MultiDesk with File Folder and Desktop Synchronization; a new File Manager that has over 100 file viewers; WinShield, a group of utilities that protect Windows data; Optimizer, which defragments drives within Windows; and System Consultant, which analyzes your system’s configuration.

A Version 2.0 update is available for \$179 (\$49 for upgrades). It adds features that help improve Windows' reliability and data protection. Those features include CrashGuard, which monitors memory, system resources, and disk space for dangerous conditions; an enhanced System Consultant that can implement its configuration recommendations; INIConsultant, which offers line-by-line, plain English explanations of INI and boot-file contents; better compressed-volume support; and improved antivirus and backup capabilities.

*The Norton Utilities 8.0* is a sophisticated collection of more than 40 tools that offers advanced methods of protecting data, enhancing PC performance, and conducting preventive disk maintenance under DOS and Windows.

Included are Windows utilities that provide comprehensive diagnosis, troubleshooting, and repairs. Tools to track, edit, and advise on Windows information (INI) files also come with Norton, as do utilities that let you compare files and watch over vital system resources. Norton data-recovery features include an enhanced Disk Doctor for file diagnostics and repair of compressed disks and files, an improved File Fix, a disk editor, and an unformat capability.

Norton also offers comprehensive diagnostics and performance utilities for disk optimization, hardware diagnosis, and the reporting of SI. The new version lets you accomplish several program functions, such as disk optimization and file-system analysis and repair, in the background.

The Norton Utilities (\$179; \$49 for upgrades) is largely dedicated to disk and file maintenance, so it doesn't offer the diversity of features found in PC Tools. On the other hand, most jack-of-all-trades products don't quite equal Norton in disk repair and data recovery horsepower.

Use caution with PC utilities and diagnostic software, especially with routines that write to your HD, perform destructive tests, or edit CMOS data. Don't casually "try-out" utilities and diagnostics unless you know their exact purpose and desired outcome. Also, check that all of your software is backed-up and restorable before running tests. Two complete backups are good insurance against disaster.

## REPAIR AND TROUBLESHOOTING BOOKS

Get smart on PC repair and troubleshooting through a personal reference library. The following books cover a variety of topics relating to repair, troubleshooting, and upgrading:

*OOPS!* (3rd Edition), by Mike Miller, is a complete computer-problem solver aimed at intimidated beginners. Its friendly, entertaining, and lighthearted style offers solutions to the most commonly encountered computer problems. Easy-to-follow sidebars allow quick access to important information and tips (Que, 1994, softcover, 400 pages, \$19.99).

*Keeping Your PC Alive* (2nd Edition), by Jim Boyce, teaches beginners how to make repairs, upgrade a PC, and install and configure CD-ROM drives, Fax modems, memory, and other accessories and peripherals. Step-by-step procedures explain how to diagnose and fix problems, and how to get the most from a PC (New Riders Publishing, 1994, 400 pages, \$27.95).

*Memory Management for the Rest of Us* (Deluxe Edition), by John Goodman, Ph.D., is a physically massive book that covers all aspects of PC memory. Special tips, notes, and cautions simplify your search for answers to common DOS and Windows memory problems, which are often confused with hardware malfunctions. Separate sections deal with memory "gremlins" and PC optimization (Sams Publishing, 1993, softcover, 1300 pages, \$39.95; disk included).

*Upgrading and Repairing PC's* (3rd Edition), by Scott Mueller, is an authoritative resource aimed at those who want to repair, maintain, troubleshoot, and upgrade their PC's. It provides very detailed coverage of the technical specifications of popular IBM PC, PS/2, and compatible systems. A thick technical appendix is included (Que, 1993, 1254 pages, \$34.95). A pocket companion, *Upgrading and Repairing PC's Quick Reference*, is also available (Que, 1994, 384 pages, \$19.99).

*Upgrading Your PC Illustrated*, by Allen Wyatt, takes a magazine article approach to giving helpful instructions on the proper installation of peripherals. The book covers installing memory, disk drives, video cards, modems, and more. It's in full color, with numerous photographs, color charts, and tables (Que, 1994, 320 pages, \$24.99).

The *Certified Tech Support* series, from Osborne/McGraw-Hill, was developed in conjunction with Corporate Software, Inc. (CSI), a large provider of technical support. The problem-solutions are based on the empirical data amassed by CSI in responding to more than 250,000 support calls per year. Available editions include support for Lotus 1-2-3, DOS, Excel for Windows, Word for Windows, Lotus Notes, Microsoft Access, NetWare, and WordPerfect for Windows. Each book is \$16.95. ■

**Diagnostic Hardware.** No software utility can help you if your PC won't boot, or if the display is blank so that

the POST codes don't appear. Then, you'll need a plug-in, POST circuit card and knowledge of your computer's diagnostic messages. Such cards let you identify computer problems even when the monitor, keyboard, or disk drives aren't working.

The above cards are based on the POST codes generated by the PC. The POST is a series of tests that the BIOS on the motherboard runs at power-on to check the circuits and components of the computer. The speaker sounds a single, short beep if the test indicates proper performance. A series of beeps, or no beeps, might indicate hardware problems.

Before each test, the BIOS sends a code to the bus. If a test fails, the last code displayed by the diagnostic board indicates the failure. Therefore, POST circuit cards are invaluable to help you diagnose what appears to be a dead motherboard or PC. Just pop the card into a slot and observe the code that's presented on the card's display. Then, look up the code in a list corresponding to the specific motherboard BIOS. Finding the exact problem is a little more involved and subject to some interpretation, but that's the basic idea.

Probably the least-expensive POST display card is *POST Code Master*, at \$59, by MicroSystems Development (MSD). With it, you can diagnose up to 256 different system failures by displaying the POST codes generated by the PC. The board displays POST codes using built-in routines and has LED's for 12- and 5-volts DC. The printed manual interprets POST codes for many popular BIOS chips; the codes also are provided on disk.

Do you really need a POST-code card? It's up to you to decide how deeply you want to delve into your hardware. But if you have anything to do with multiple PC support, service, or repair, consider purchasing such a hardware-diagnostic tool to help slash troubleshooting time and costs.

When choosing diagnostic software and hardware, keep in mind that some companies offer both. For example, Landmark Research International offers the *KickStart 1* POST card, as well as *PC Probe* diagnostic software, and *AlignIt* floppy-drive alignment products.

**Computer Viruses.** How do you



know if your PC is infected with a virus? Common symptoms include unusual messages or screen graphics, strange sounds from the speaker, decreased free disk space, and changes in program time stamps. Other symptoms include COM and EXE file-size increases, erratic program behavior, random file deletion, system sluggishness, and boot failure.

A virus must be detected promptly and removed, along with any damaged files, before it spreads. If you suspect your computer has been invaded by a destructive virus, don't panic. Turn your PC off, leave it off for at least 15 seconds, and reboot from a write-protected DOS disk. You can then run an antiviral program to try to remove the virus.

Highly regarded, commercial antiviral programs include Symantec's *The Norton AntiVirus*, Dr. Solomon's *Anti-Virus Toolkit* by Ontrack, and *Central Point AntiVirus*, among others. There are also many shareware and freeware virus programs. The better programs take multipronged approaches, although most are essentially scanners that check memory and the HD at boot-up to tell you if your PC is already infected.

Antiviral software is worth the modest cost and trouble, especially if you download software from bulletin boards (BBS's), exchange disks with others, or if your PC is used by others. Reduce your risk by faithfully backing up your HD and by being very selective in running "foreign" programs on your system.

Don't assume that all your data is irretrievably lost when a virus strikes. Frequently, software utilities or commercial disk-repair and data-recovery services can help you retrieve your data.

**Tech Support Tips.** If you come across a computer problem that you can't solve on your own, you might be able to find the solution by either going to a computer-user group meeting and asking someone, or asking a knowledgeable co-worker. However, sooner or later, you will probably have to rely on technical support. Tech-support specialists can often talk you through a solution to a problem, saving you time and money.

Technical support costs are often built into the cost of hardware or soft-



*Technical support customers can call a "Fax-on-demand" system from any Touch-Tone telephone and request documents to be delivered to their Fax machine or Fax-equipped PC. Shown is a basic FaxBack system offered by FaxBack, Inc., a pioneer in the Demand Publishing field.*

ware. In some cases, you have to pay for support as you use it—more often the case with software. Either way, it pays to take time to learn how to maximize the full range of support that's available to you.

Often, vendors go to great lengths to help solve customers' hardware and software problems, whether face-to-face, via telephone or Fax, through support BBS's, or otherwise. However, you never know what level of support you're actually going to get from a vendor until you try.

If you bought your PC or software locally, going back there with the problem is often the best solution. Some local dealers provide PC "loaners" and support for software they sell, or suggest outside technical resources. Face-to-face contact works wonders.

Most software vendors used to offer complimentary support for the life of the product, but today many software houses limit free support to 30, 60, or 90 days, and then offer various extra-cost, paid support plans. That is generally not the case with hardware, as support is free and unlimited, and many hardware vendors offer toll-free lines.

The high volume, direct-channel PC vendors have suffered from technical-support lines that are inadequate to handle the explosion of purchasers. However, most of them

have recognized the problems we users have in reaching them.

Gateway 2000, for example, expanded its telephone system to include several, separate toll-free lines for different purposes. In Gateway's 800-line system, besides the main operator, there are separate numbers for direct access to sales and customer-service extensions, add-on components, general technical support, portable-computer support, and other specialized functions.

When calling a support line, you'll often start out by talking to an automated, interactive voice-processing attendant that routes your call to the proper support area. Sometimes you'll be sent to a "general practitioner" representative who might be able to help you with simple problems. Complex problems, especially those dealing with specific PC subsystems such as video boards or disk drives, are then passed on to a specialist.

Here are some tips for getting the most effective support in the least amount of time: If the software or hardware manufacturer you are calling has a technical-support checklist, use it. Be at your PC, ready to use it, and ready to succinctly describe the problem and what you've done. Try to re-create the problem to provide the technician with an exact sequence of events and the error messages you see.

Also, have the following information ready: your customer number; the version of the hardware, operating system, or application software; the software serial number and file date (be sure you're registered); disk-drive, video card, and plug-in board information; memory-resident program and memory-management setup information; and the exact wording of any error messages. In addition, have ready the contents of your AUTOEXEC.BAT, CONFIG.SYS, WIN.INI, and SYSTEM.INI files, and the Windows version, mode, and memory resources available.

Most of the above information is provided by the comprehensive SI programs included in PC Tools, The Norton Utilities, and other diagnostic packages. Print out the SI report and have it available during a support call, or Fax it to the technician. Some application software has special, in-

ternal diagnostic and reporting utilities that the technician might ask you to run during support calls.

**Costly Help?** Some vendors (mostly of software) have decided that technical support should be a profit center and have established 900-number support for out-of-warranty and older products. Typically, you're charged \$2 or more per minute on 900-number support lines.

While 900-number services run "against the grain" of the free support we expect, the services can actually be less expensive on a charge-per-call basis than the blanket-coverage annual-support plans offered by some software vendors after the free support runs out. Also, some firms offer little sweeteners to their 900-number services, such as training and tips on product usage.

One enterprising Florida firm, Software Support, Inc. (SSI), provides round-the-clock, third-party help for over 150 PC and Macintosh software titles, charging users \$2.95 per minute on its 900 help line. They also offer 90-day and full-year, 800-line service policies. Some PC vendors have arranged with SSI to offer low-cost, unlimited technical-support policies for the application-software packages bundled with their PC's.

Tailored support is also offered by Microtech Software, which operates the Microtech Technical-Support Help Line. Microtech offers options that include unlimited operating-system support for a single PC, a quarterly newsletter, bulletins, support for specific software, and discounts on other products and services. All support is by Fax or U.S. mail, or through the Prodigy or CompuServe on-line services.

**New Approaches.** The traditional ways of obtaining PC technical support might not always be the best approaches to obtaining satisfactory results. In fact, some new techniques might ultimately render traditional methods obsolete or too costly. Let's look at some new support options.

Automated Voice Response (AVR) support enables you to use a Touch-Tone telephone to receive automated voice answers to common support questions. You can also get "expert," automated, technical-sup-

port diagnostic sessions and "power tips" by phone.

Central Point Software, for example, offers 24-hour, AVR technical support through its toll-free "CPSOLVR" line. If you need to leave the system during a call, you can even save your place in the session and pick up where you left off during a later call. The AVR system can also send information to your Fax machine if the diagnostic session shows that a support document is available to help you with your problem (more on dial-up Fax information later).

Most vendors respond to Faxed requests and many won't charge for it. However, it is advisable to make initial contact with a live technical-support representative and then use the Fax to send system configurations, graphics printouts, and follow-ups to the rep you're dealing with. Initial, out-of-the-blue Fax requests often get lost in the shuffle.

After making initial contact, you can clearly summarize on paper the problem and the steps you've taken, and Fax it to the technician along with detailed system-configuration information. You can also send examples of program screens showing the problem, or graphics printouts depicting what's going awry. That spares you from the need to verbally describe complex program anomalies over the phone. Also, the support tech's often lengthy, return phone call is on the vendor's "dime," not yours.

Even if you prefer to speak directly with a technical-support representative, consider Faxing the contents of critical AUTOEXEC.BAT, CONFIG.SYS, WIN.INI, and SYSTEM.INI files to save time. Also, you might wish to send the SI printouts.

There's a new twist to Fax-based support: automated "Fax-on-demand" or "Fax-retrieval" technology. You can now call a vendor's 24-hour Fax line, enter a simple voice-prompted menu, and have support information sent to your Fax machine or PC immediately. Many PC and software vendors have installed such "Demand Publishing systems."

Demand Publishing systems often have toll-free numbers. A typical system has a question-and-answer voice tree that tells you what technical-support documents it has available. You can choose from installation guides,

## FOR MORE INFORMATION

Central Point Software  
15220 N.W. Greenbrier Pkwy. #200  
Beaverton, OR 97006

Compaq Computer Corp.  
PO Box 692000  
Houston, TX 77269-2000

CompuAdd  
12301 Technology Blvd.  
Austin, TX 78727

Dell Computer Corp.  
9505 Arboretum Blvd.  
Austin, TX 78759-7299

FaxBack, Inc.  
15250 N.W. Greenbrier Pkwy.  
Beaverton, OR 97006-5674

Gateway 2000  
610 Gateway Drive  
PO Box 2000  
North Sioux City, SD 57049-2000

Global Computer Supplies  
1050 Northbrook Pkwy.  
Suwanee, GA 30174

IBM Personal Computer Co.  
Route 100  
Somers, NY 10589

Landmark Research International Corp.  
703 Grand Central St.  
Clearwater, FL 34616

Macmillan Computer Publishing (New  
Riders, Que, Sams)  
201 West 103rd St.  
Indianapolis, IN 46290

MicroSystems Development  
4100 Moorpark Ave.  
Suite 104  
San Jose, CA 95117

Microtech Software  
917 Boston Post Rd.  
Fairfield, CT 06430-6013

Ontrack Computer Systems, Inc.  
6321 Bury Drive  
Eden Prairie, MN 55346


Osborne/McGraw-Hill, Inc.  
2600 Tenth St.  
Berkeley, CA 94710

Software Support, Inc.  
300 International Pkwy.  
Heathrow, FL 32746

Symantec Corporation  
2500 Broadway, Suite 200  
Santa Monica, CA 90404-3063

troubleshooting guides, application notes, problem notices and fixes, and more. The system then asks you for your own Fax number, and transmits the selected documents to your machine.

Dial-up Faxes are a good alternative if your favorite software house  
*(Continued on page 88)*



# Build A 25-MHz Frequency Counter

*Here's an inexpensive way to gain a valuable addition to any hobbyist's workbench.*

BY MARK EMERY BOLLES

**W**ith the way that the electronics world has changed in the last twenty years, a frequency counter is no longer a luxury; it is a necessity. Unfortunately, like most of us, I walk a delicate line between what my test bench needs and what my budget can afford. A few years back, I spent nearly \$200 on a fancy signal-generator/frequency-counter unit; but, unfortunately, it only goes to 2 MHz. As even the simplest circuits these days have clock speeds that exceed that many, many times over, I constantly found myself perusing the catalogs, looking for something I could afford.

Then I came up with the *25-MHz Frequency Counter* described in this article. It accurately counts frequencies to 25 MHz, is so small that it could fit in a coat pocket, and can be built for less than forty dollars.

The complete schematic for the frequency counter is shown in Fig. 1. Any frequency counter, including this one, can be broken down into five basic sections: counting, input conditioning, ranging, timing, and display. Let's look at each of those functions separately.

**Counting.** When building a frequency counter, it's hard to ignore the chips made by Intersil/Harris Semiconductor. Some of them are really complete frequency counters on a single chip; you just hook them up to a display, add some conditioning circuitry, throw it into a box, and *voila*, you have a frequency counter.

That said, I didn't use one of those chips for a variety of reasons. To start with, they generally only count to 10 MHz; that isn't high enough for many applications. Secondly, the chips are quite pricey; some of them cost more than this whole project. And finally, it just feels like cheating to throw a single chip in a box and say: "Hey! Look what I made!" Part of the joy of electronics, whether as a hobby or a profession, is the chance to exercise your gray matter a little and come up with something innovative. The single-chip solution is lacking in challenge.

Having discarded the one-chip solution, there are still some extremely good Intersil chips that we can use. For the heart of the frequency counter, I chose the Intersil ICM7224IPL. It is a higher performance version of the CMOS family 74C946 counter/latch/display driver, but where the latter tops out at around 3 MHz, the former is guaranteed to count to 15 MHz, and typically counts to 25 MHz or better. Best of all, the ICM7224IPL costs less than \$10.

The ICM7224 directly drives a four digit LCD display; it has reset, clock, and enable inputs. The reset input sets all counters to zero. The enable input essentially disables the clock input. That means that we can connect the output of the counter's input-conditioning circuitry directly to the chip's clock line, and control when counting occurs with the enable input.

**Input Conditioning.** Input con-

ditioning is the area where most home-brew frequency counters fall down. The reason is simple enough: Designing a good input-conditioning circuit is usually difficult, expensive, or both. For this design, I wanted to be able to count frequencies from 0 to 25 MHz, using input signals from 0 to 50 volts, allowing both AC and DC signals of any wave shape. For use with the selected counter chip, the input-conditioning circuit must be able to change sine, triangle, or any other wave shape to a clean square wave of 0 to 5 volts, with fast rise and fall times. And, of course, the input-conditioning circuit had to be simple and cheap.

I am not above stooping to theft (although I prefer to call it "research"), so the first thing I did was to pull out all the old books and magazines and try a few front-end circuits from other frequency counters. Amazingly, I found that very few worked as claimed, and none would work for my design. All of the circuits I checked used op-amps for signal conditioning. I bread-boarded the designs, but found that the chips required were either too expensive, required a dual power supply, or weren't fast enough. I needed a new approach.

Most of you are probably familiar with the CMOS 4049 chip. That chip houses six inverters in a 16-pin DIP. It was designed for use in digital circuits for logic purposes, as well as for interfacing between TTL and CMOS. What many people don't know is that it can



the chip, and we can convert slow rise and fall times into fast ones. Lastly, as is typical with the HC family, high level outputs go all the way to  $V_{CC}$ .

By choosing input and feedback resistors that give a gain of 100, we can be assured that any significant input signal will drive the chip's output from rail to rail, ensuring a nice clean square wave for us to feed to the ICM7224PL.

The one thing that the 74HC4049 does not like is a negative input voltage. The databooks say the minimum input voltage is 0 volts, but in reality, it will handle up to around  $-1$  volt without complaint. Also, although the chip is designed to handle up to 15 volts, it runs cooler if the maximum input does not exceed  $V_{CC}$  (5 volts in our design). Therefore, as part of our input conditioning, we need to be able to take signals that can range as far as  $-50$  to  $+50$  volts, and convert them so that they fit into a  $-1$  to  $+5$  volt range.

The obvious choice for that job is a Zener diode. The circuit uses a 1N751 5.1-volt Zener, along with a 47K resistor and capacitive coupling, so that a minimum load is put on the circuit under test.

When price is a factor, any circuit is a compromise. The one used here has two problems: The first is that the Zener diode has a relatively slow recovery time and starts to perform poorly at speeds above 8 MHz. The second problem is that the 74HC4049 uses a lot of supply current. So I chose to provide three different inputs to the frequency counter.

Input-jack J1 is used when the signal needs to be amplified and conditioned for the ICM7224 chip. The Zener rejects all signals that fall outside the range of  $-0.7$  to  $+5.1$  volts. Therefore, that input is used for sine waves and AC signals up to about 50 volts; it works well to about 8 MHz or more, depending on signal symmetry.

Input-jack J2 is used when the input signal needs conditioning, but not rectification; a 0- to 15-volt DC triangular wave, for example. The input works up to the full 25-MHz limit of the frequency counter.

Input-jack J3 is used for an unconditioned signal; it goes directly to the ICM7224's clock input. If you are counting the frequency in a typical digital circuit, where you generally find only 0- to 5-volt square waves,

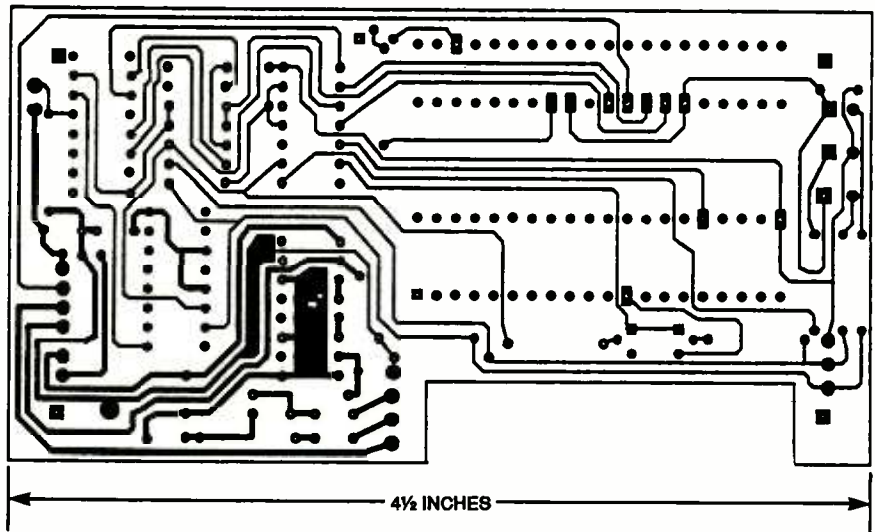


Fig 2. The counter is built on a compact double-sided PC-board. The artwork for the foil side of the board is shown here.

input conditioning is not required. When that input is used, switch S1 should be placed in position 3, the unbuffered position. Besides connecting the input directly to the counter chip's clock input, that removes supply power from the 74HC4049, which is not used in the unbuffered configuration. Since the input-conditioning circuitry consumes about 100 mA, that setting can extend battery life considerably.

**Ranging.** Since our design can display only 4 digits, some type of ranging is essential. The frequency counter has three ranges: 0000–9999 Hz; 000.0–999.9 kHz; and 00.00–99.99 MHz.

There are two different ways we could achieve the required ranging scheme: The first is to divide the incoming signal with counters so that the ICM7224 counts fewer pulses. The second method is to change the time period within which the input signal's pulses are counted. For the frequencies we will be dealing with, the second method is easier, cheaper, uses fewer chips, and is more accurate. All we need is a way of accurately controlling the timing period.

**Timing.** Actually, the term "frequency counter" is a misnomer; a frequency counter really doesn't count frequencies, it counts pulses. So when we design a frequency counter, we are really designing a piece of test equipment that shapes incoming pulses into a form it likes, counts them, and

displays the count. Of course, that sounds like the definition of an events counter; in order for it to be a frequency counter, it must count the pulses that occur within a specific time period. Therefore, we can think of a frequency counter as an events counter that contains accurate timing circuitry; that circuitry determines when the pulses (events) are counted.

It then becomes obvious that the accuracy of the frequency counter completely depends on the accuracy of the sampling period. If it is even a fraction of a second off, the ICM7224 will miss counts, or count more pulses than it should, giving an inaccurate readout.

As you can then see, next to the counter chip itself, the timing circuitry is the most critical part of an accurate frequency counter. For our design, we need a chip that will accurately define the three timing periods we require for the three different ranges.

The Statek PXO-1000 is a 16-pin DIP that contains a 1-MHz laser-trimmed crystal, along with internal logic and dividers that allow you to get 57 different frequencies from 1 MHz down to 0.0083 Hz, depending on the logic levels present at the chip's program pins. Also, the chip has good temperature stability (0.015% over its operating range), doesn't have start-up problems like crystal oscillators occasionally do, and runs on about 700  $\mu$ A of current. Epson America also makes a compatible chip, the SE3102 (available from Digi-Key, and elsewhere).

We can get the three frequencies

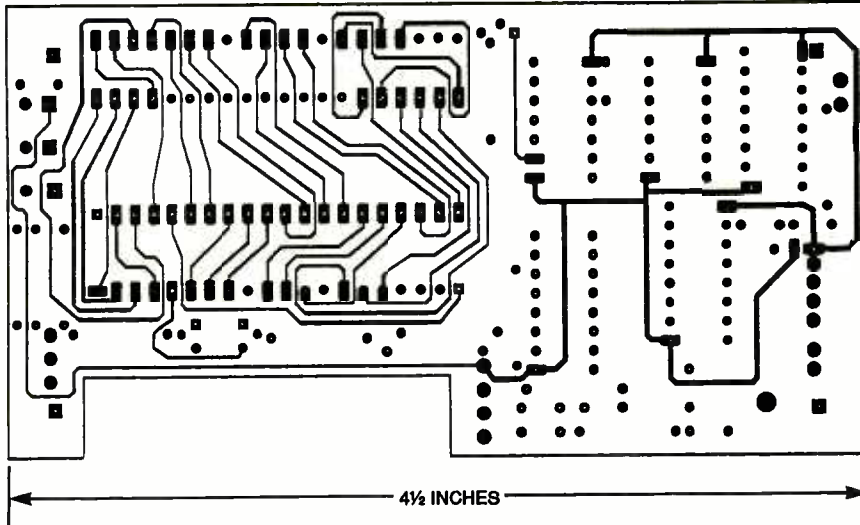


Fig. 3. Here is the component side of the project's PC-board. Like the foil side shown in Fig. 2, it appears full sized.

we need by changing the logic levels on just two of the chip's program pins. We can then take the frequencies that are output from the PXO-1000 and convert them into the timing periods that we need for the enable line.

Let's see how all of that works. The frequency from the PXO-1000 is fed to the clock input of the 74HC4017. As the clock counts, each of the 74HC4017's 6 outputs goes high in succession. Two of the outputs are fed into an RS latch, the output of which is fed to the 74HC7224's enable input.

There are a couple of advantages

to using that method. One is that the enable period becomes dependent only on the PXO-1000's output frequency, which in this case is easily controlled with just two logic pins. Secondly, we can use other outputs from the 74HC4017 to control the reset and latching inputs of the ICM7224. Lastly, and probably most important, is that the circuit, using the RS latch, is completely immune to propagation delays. Since the rise and fall propagation delays for the 74HC02 are exactly the same, the delay in turning on the RS latch is exactly the same as the

delay in turning off the latch; therefore, the enable period suffers no variations, and we can be confident that the ICM7224 is giving us an accurate count.

**Display.** Our frequency counter uses a 4-digit LCD display that is directly driven by the ICM7224. What the ICM7224 does not do is control the decimal points, nor does it directly control an overflow indicator; we must take care of that ourselves.

The ICM7224 generates a 150-Hz square wave for the display; that signal is called the backplane. When a segment of the LCD should be off, that segment is fed a square wave that is identical to, and in-phase with, the backplane. When a segment is to be on, the segment is fed a square wave that is 180° out-of-phase with the backplane, causing the segment to become visible.

Therefore, the easiest way to display the decimal points is to take the backplane signal, invert it, and gate it to the appropriate decimal point segments on the LCD with transistors. In strict theory, that isn't quite ideal. In our implementation we cause the decimal point segments to be on with a square wave 180° out-of-phase with the backplane, but cause the segment to be off by providing it with no signal at all. Strict theory would de-

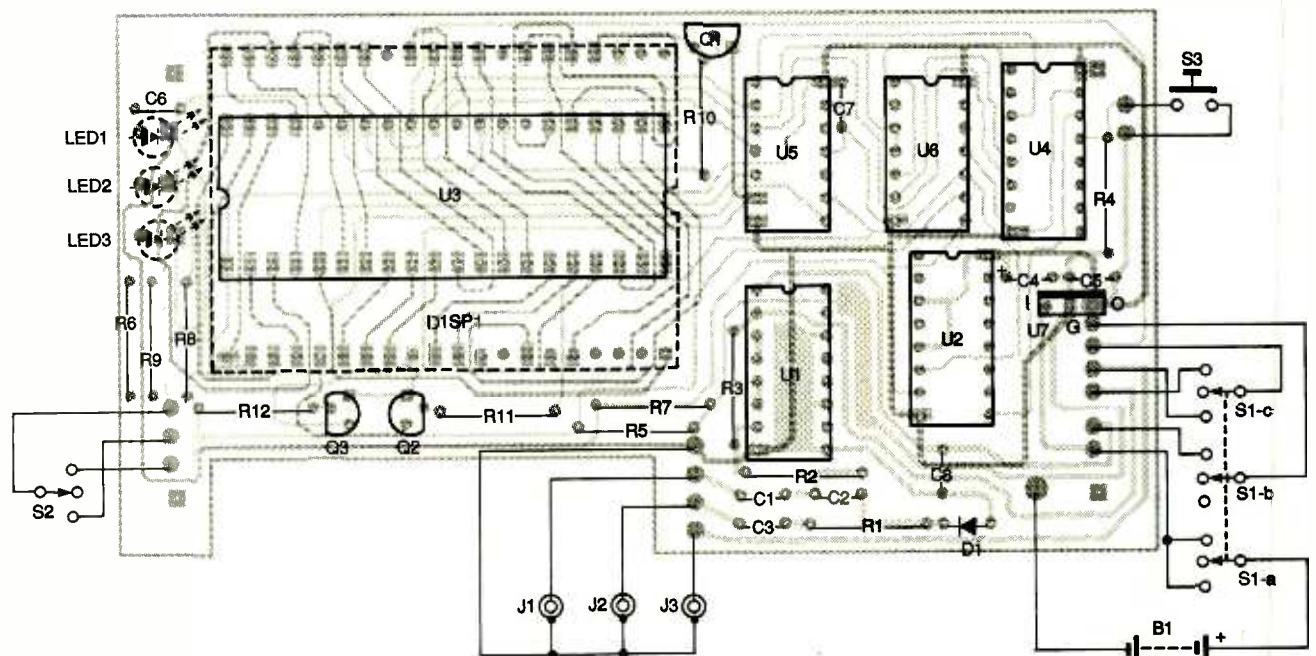


Fig. 4. Mount the components using this parts-placement diagram as a guide. Note that the LCD (DISP1) and the LED's mount on the foil side of the board. Be sure to solder all components on both sides of the board wherever pads are provided.

## PARTS LIST FOR THE 25 MHz FREQUENCY COUNTER

### SEMICONDUCTORS

- U1—74HC4049 high-speed CMOS hex inverter, integrated circuit
- U2—PXO-1000 or SE3102 programmable frequency source, integrated circuit (see text)
- U3—ICM7224IPL counter/latch/display-driver, integrated circuit
- U4—74HC4017 high-speed CMOS decade counter, integrated circuit
- U5—74HC04 high-speed CMOS hex inverter, integrated circuit
- U6—74HC02 high-speed CMOS quad 2-input NOR gate, integrated circuit
- U7—LM7805 5-volt regulator, integrated circuit
- DISP1—LCD003 4-digit liquid-crystal display, see text
- Q1-Q3—2N3904 NPN transistor
- D1—1N750 5.1-volt Zener diode
- LED1-LED3—20-mA light-emitting diode, 1/8-inch diameter

### RESISTORS

- (All resistors are 1/8-watt, 5% units.)
- R1—47,000-ohm
  - R2—100,000-ohm
  - R3—10-megohm
  - R4, R5, R7—2200-ohm
  - R6, R8, R9—330-ohm
  - R10-R12—10,000-ohm

### CAPACITORS

- C1-C3—0.022- $\mu$ F, Mylar
- C4—1- $\mu$ F, tantalum
- C5-C8—0.01- $\mu$ F, ceramic-disc

### ADDITIONAL PARTS AND MATERIALS

- S1—3PDT, mini toggle, center off
- S2—SPDT, mini toggle, center off
- S3—SPST momentary push-button, normally off
- J1-J3—BNC connector, female, panel mount
- B1—9-volt battery, transistor-radio type
- PC-board and materials, enclosure (Radio Shack 270-222 or similar), 9-volt battery clip, hardware, solder, wire, etc.

mand that we turn the decimal points off by feeding them the backplane signal, rather than no signal. However, that would increase the parts count of the circuit, and whatever "points" we lose by not adhering to strict theory, we gain back through our "admirable down-to-earth pragmatism!"

**Some Final Touches.** We have now described most of the major points of

the circuit shown in Fig. 1. However, there are still a few points we need to touch upon.

The range switch, S2, is a center-off SPDT toggle switch. In position 1, we feed  $V_{CC}$  to a Hz LED indicator, and pull PXO-1000 program pin 4 high. That results in a PXO-1000 output of 5 Hz, and a 1-second timing period on the ICM7224's enable line.

In switch position 3, we feed the MHz LED, and pull no program pins low. That results in a PXO-1000 output of 50 kHz, which corresponds to a 0.1 ms timing period.

For the "kHz" range, the center-off position (position 2) of the range switch causes a NOR gate (U6-d) to generate an output; that output pulls PXO-1000 pin 5 high, and feeds the kHz LED through an inverter.

We also need an over-range indication to tell us when the input frequency exceeds the range we have selected. The ICM7224 has a carry line, intended for cascading counters; it goes high whenever the count exceeds 9999, and remains high until a reset. While we don't need that line for its intended purpose, it is ideal for implementing an over-range indication.

The LCD display I used was originally intended for a variety of purposes, one of which was a digital-clock display. It has a "PM." indicator in the upper left display corner, in the form of a triangle; we will use that for our "over-range" indicator, and control it with the ICM7224's carry line in the same way we turn on the decimal points.

The 74HC4017 is used for more than just gating the enable line through the RS latch. Every timing cycle, just prior to the sampling period, we use the 74HC4017 to reset the counters in the ICM7224, and then after the timing period, we latch the count into the display.

Finally, we need to deal with one of those problems that you generally don't think about until you build and test a design like this. When we are using the MHz range, for example, the frequency counter is testing and displaying the frequency 5000 times every second. If the input frequency is, say, half way between 10.15 MHz and 10.16 MHz, then sometimes the last digit will be a "5", and sometimes it is a "6." The relatively slow recovery time of the LCD, coupled with an effect called "persistence of vision" (the slow

recovery time of the human eye) can cause that last digit to look like a 5 and a 6 combined, showing a weird character that looks like an 8 with one segment missing. It would be nice to be able to freeze the display for situations like this, as well as for those times when you are measuring a rapidly changing frequency, and want to take a "snapshot" of the frequency at a particular instant.

Therefore, you will notice in the schematic that there is a "freeze" switch (S3) hooked up to the 74HC4017's enable line. When closed, that normally open pushbutton disables the 74HC4017's clock input and stops the chip from cycling; the LCD display therefore becomes frozen.

That is not a perfect solution, though; although the display is frozen, if you press the freeze button during the sample period (statistically, the chances of that are 50%), then the counters will keep counting, even though that count will not be latched and displayed. What will be displayed is the over-range indicator. So, although the count displayed is accurate, you cannot expect an accurate over-range indication when the freeze button is pressed.

**Construction.** One of the design parameters for the frequency counter was portability; consequently, the whole circuit fits on a small double-sided board that measures just 4½ x 2¾ inches. The artwork for the solder (foil) side of the board is shown in Fig. 2, while the component side is shown in Fig. 3. The board fits into a Radio Shack 270-222 project box, or a similar enclosure.

Start the construction by etching and drilling the board; check all traces for shorts and opens. Note the cut-out area; that area is necessary to allow room for the BNC connectors and can be made using a jeweler's saw or another suitable tool. Drill out the four areas indicated by square pads near the board's four corners to accommodate the project box's mounting screws; take care to not break any of the traces near the pads.

A parts-placement diagram is shown in Fig. 4. Note that DISP1 and the three LEDs mount on the foil side of the board. Begin assembly by  
(Continued on page 94)



# Learn How To Service VCR's

*Many VCR problems are easy to diagnose and repair if you know how. Here's one way to acquire the needed knowledge.*

BY MARC SPIWAK

**V**CR's contain a little bit of everything: belts, gears, motors, pulleys, springs, circuit boards, wires, transformers—you name it. Now, we know that most readers of this magazine can't resist getting their hands dirty in anything that contains a little bit of everything. However, VCR's are quite complicated electro-mechanical devices, and are easily damaged by tinkering. In other words, you have to know what you're doing to avoid causing even more damage.

We will get to some of the more basic ways that VCR's fail and what you can do to prevent or troubleshoot and repair those failures a little later. But first, I would like to suggest one way to acquire the skills and knowledge you need to service VCR's either as a hobby, or as a career. That is the *Heathkit VCR Servicing Course* (Heath Company, Benton Harbor, MI 49022; Tel. 800-253-0570). That \$799 course teaches you all about basic VCR maintenance and how to do advanced repairs. Like any other product from Heathkit, the materials are of the highest quality, the documentation is clearly written and error-free, and the course is one of the best in its class.

**What you get.** The Heathkit VCR Servicing Course comes with everything you need to learn how to service and maintain VCR's, including a top-quality RCA VCR to practice on. There is also plenty of documentation; in addition to the well-written Heathkit manual, two textbooks on VCR servicing are included. Two videotapes also come with the course: one on how to do surface-mount soldering repairs, and one that contains VHS test patterns.

Also included is a clear plastic VCR tape simulator that lets you observe how a VCR is operating without having an actual tape installed. That not only lets you see what would normally be blocked by an actual tape, but also prevents a good tape from getting ruined by a malfunctioning VCR. The course also includes lubricants; rubber revitalizer; tools, including a belt gauge; a VCR head cleaner and other cleaning supplies; and a collection of the most commonly replaced VCR parts for the VCR that is included in the course.

Speaking of the included VCR, it is a top-quality, RCA VHS 4-head hi-fi stereo VCR with MTS broadcast stereo reception, on-screen display, and VCR

Plus programming built-in. It has an 8-event, 1-year programmable timer that is battery-backed in case of a power failure. The unit also has a 181-channel cable-compatible tuner, and comes with a universal remote control that works with 30 brands of TV's.

In fact, the RCA VCR is such a nice machine that you might be afraid to open it up, but that's what it's intended for. After covering the course material, you should feel fully confident in opening up the case. Speaking of opening up the case, one reason why the RCA VCR was chosen for the course might be that it's so easy to open up. We've seen plenty of decks that are almost as hard to open as they are to fix. Complete servicing manuals and schematics for the RCA VCR are also included with the course.

The Heathkit VCR Servicing Course will let you keep any VCR in tip-top shape for years. You'll learn how to handle dirty heads, jammed tapes, worn belts and rollers, dirty contacts, and more. In addition, you'll also learn how to troubleshoot and repair all of the complex circuitry that is located inside a VCR.



**VCR Basics.** The inside of a VCR is a scary place for those unfamiliar with it. And unfortunately, any heavily used VCR is going to require servicing at some point, even if it's just to clean the heads and tape path. As a matter of fact, most VCR malfunctions are simply due to dirt and dust buildup inside the machine.


Older top-loading decks had a pop-up door that you would slide the cassette into and push down manually, where it would lock in place. Pushing the door down would mate the cassette take-up and supply reels with the deck's take-up and supply reels, open the tape cover on the cassette, and position various guides and rollers about the cassette. That tape-loading scheme, while quite simple, allowed plenty of dust to enter the deck every time the door was opened.

Top-loading decks gave way to front-loaders, the only kind you can buy today, which include automatic tape-loading mechanisms that properly seat the tape for you. While that certainly reduces dust intake, it also adds complex tape-loading mechanisms that are prone to problems, especially if the deck is abused (tapes forced in, backwards or otherwise), foreign objects are inserted, or if cheap or worn tapes are used on a regular basis.


Once a tape was pushed down in a top-loading deck, it would just sit there. When you pressed play or record, the video-head drum assembly would start spinning and components called the slant poles would pull tape out of the cassette and "wrap" it around the drum.

At the same time, a pinch roller would position itself against the capstan shaft, which would pull the tape through the tape path. The aforementioned guide rollers and slant poles often get dirty, causing tape-loading problems. On any older top-loading deck, those components should be cleaned with foam-tipped swabs on a regular basis.

With a modern, automatic front-loading deck, the first minor problem you might encounter is a cassette-loading malfunction. The cassette carriage has the job of properly loading the cassette. Usually four screws hold the cassette carriage in place. The carriage gears and motor are



*Cassette-loading is accomplished by the cassette carriage, shown here removed from a VCR. If a cassette won't load properly, the carriage gears and motor are usually the culprits.*



*The VCR tape-load motor unwinds the tape from a cassette and wraps it around the drum for normal viewing, fast forwarding, and rewinding. The motor, and any gears, belts, or pulleys associated with it are usually to blame when the tape won't wrap around the drum properly.*


usually the culprits when a cassette won't load properly.

Worn gears always have to be replaced, but some gears just need to be lubricated. Other times, old lubricant has simply dried up and is causing gears or other parts to bind. Removing the old lube and re-lubricating the part might solve that type of problem.


Similarly, worn belts and tires must be replaced, but can sometimes be

brought back to life (made "grippy" again) simply by applying a rubber revitalizer. A belt-gauge can help you to determine if belts meet allowable tolerances and if one belt matches another.

The tape-load motor unwinds the tape from the cassette and wraps it around the drum. That motor might be on either the bottom or top side of the VCR chassis. The motor and any gears, belts, or pulleys associated with



As shown here, the tape-load motor can also be located on the top side of a VCR's chassis.



Often, a mechanical tape-loading problem, such as a bad belt, can be verified by moving the pulley with your finger. That should assist the loading process if the problem really is mechanical and not electronic-sensor related.

it, are usually to blame when the tape won't wrap around the drum assembly properly.

During loading, unloading, and play, a plethora of sensors helps the microprocessor inside a VCR keep track of tape status; for example, whether or not the tape is loaded properly. A mechanical malfunction will usually cause a sensor to tell the microprocessor to shut down the

deck. A mechanical tape-loading problem, such as a bad belt, can often be verified by assisting the load process—moving the pulley manually—with your finger.

If mechanical problems are not present, electrical problems with the sensors themselves can be more difficult to diagnose and are beyond the scope of this article. Fortunately, the Heathkit course fully explains how to

deal with all of the sensors in the RCA deck, and the two VCR-repair books included with the course will help track down a sensor problem in any deck.

Sometimes a tape loads well but does not align itself properly with the tape path. In that case, an alignment adjustment might be necessary. Be careful, however, as it is very easy to misalign something that wasn't out of alignment in the first place. Get help if you are not sure of what you are doing. Incidentally, the Heathkit course is a good source of such help as it explains how to properly align everything.

As ironic as it might sound, many tape loading or transporting problems are difficult to detect with a tape in place. However, without a tape in place, a VCR will not perform most functions. To get around that, a clear plastic VHS tape simulator (like the one that comes with the course) is invaluable. It contains no tape but will trick the deck into thinking that one is in place. Such a tool makes it much easier to see why certain problems occur, and therefore can make troubleshooting much easier.

Assuming the tape loads and transports properly, the next problem you might encounter is a poor or missing picture. For that, look at the drum that contains the rotating video and hi-fi audio heads. The drum can always be cleaned with foam-tipped swabs. Heads that are too far gone must be replaced. However, if the heads are only dirty, they can be cleaned with a chamois-tipped stick.

**Major Headaches.** Mechanical and sensor problems are the easiest ones to diagnose and repair, often without any test equipment at all. However, when an IC or other electronic part buried somewhere in the unit goes belly-up, some heavy-duty troubleshooting might be in order. Again, those kinds of problems are beyond the scope and abilities of the typical hobbyist troubleshooter, and therefore of this article.


However, with the information provided in the Heathkit VCR Servicing Course, any electrical problem can be diagnosed and repaired. You just have to have the ambition to learn and apply what that excellent course has to offer. ■



3795P \$19.95



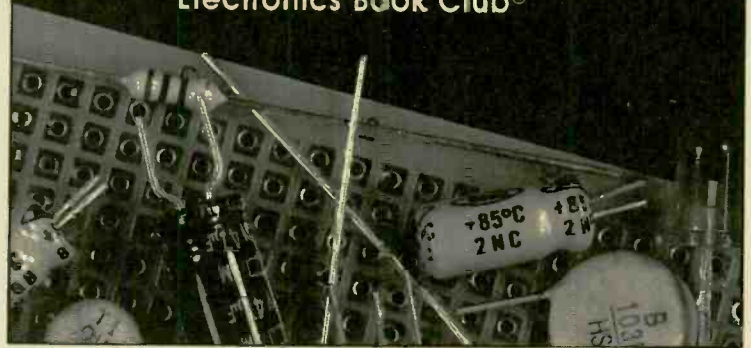
2800P \$17.95



3627P \$19.95

Select any 5 books  
for only \$4<sup>95</sup> (values up to \$159.75)

when you join the  
Electronics Book Club®



4179H \$28.95 Hardcover




4331H \$29.95 Hardcover



3279P \$26.95



4270H \$29.95 Hardcover




4284P \$9.95




3777H \$32.95 Hardcover




4362P \$16.95



3802H-XX \$84.95 Counts as 3/Hardcover



4199H \$29.95 Hardcover




3825P \$17.95



3711P \$19.95



4334P \$17.95




4229P \$29.95



4227P \$15.95



4253H \$26.95 Hardcover



0487375 \$24.95



0376#3-XX \$59.50 Counts as 2/Hardcover




0376107-XX \$59.50 Counts as 2/Hardcover




4139P \$16.95



3621H-XX \$39.95 Counts as 2/Hardcover



3765P \$19.95



3700H-XX \$36.95 Counts as 2/Hardcover



2790P \$17.95



4122H \$36.95 Hardcover



0156776-XX \$44.95 Counts as 2/Hardcover



0044392 \$12.95



1367P \$29.95



0404348-XX \$49.50 Counts as 2/Hardcover

**As a member of the Electronics Book Club...**  
... you'll enjoy receiving Club bulletins every 3-4 weeks containing exciting offers on the latest books in the field at savings of up to 50% off of regular publishers' prices. If you want the Main Selection do nothing and it will be shipped automatically. If you want another book, or no book at all, simply return the reply form to us by the date specified. You'll have at least 10 days to decide. If you ever receive a book you don't want due to late delivery of the News, you can return it at our expense. Plus you'll be eligible for FREE BOOKS through the Bonus Book Program. Your only obligation is to purchase 3 more books during the next 12 months, after which you may cancel your membership at any time. A shipping/handling charge and sales tax will be added to all orders. All books are softcover unless otherwise noted. (Publishers' prices shown) If you select a book that counts as 2 choices, write the book number in one box and XX in the next. If you select a book that counts as 3 choices, write the book number in one box and XXX in the next 2 boxes. ©1995 Electronics Book Club PE295

If card is missing, write to: Electronics Book Club, Blue Ridge Summit, PA 17294-0810

# ANTIQUÉ RADIO

By Marc Ellis

## This 'N That

**T**his month we have some interesting publishing people to talk about, as well as a story about one of the few female antique-radio restorers ever to come to my attention. But first, some unfinished business from last month.

### TEL-OHMIKE POST SCRIPT

Those who followed the just-concluded story on the Sprague TO-4 Tel-Ohmike capacitor checker might remember that there were some problems with the 0.1–50- $\mu$ F capacitance range. The measurements I was getting seemed quite far off, and I was beginning to suspect the 2- $\mu$ F reference capacitor used for

measurements on the “problem” range, and I began to think that my initial poor results were caused by operator trouble.

Never being one to do any work that isn't absolutely necessary, I buttoned up the TO-4 and placed it in my workshop. A few days later, however, I decided to put the TO-4 through its paces again and once more observed poor accuracy on the 0.1–50- $\mu$ F range. It was definitely time to go after that reference capacitor.

As it happened, I had on hand about a dozen 2- $\mu$ F, 20% capacitors of good construction as well as several 0.5- $\mu$ F units. In preparation for making the replacement, I measured the capacitance of each one on the TO-4 and wrote the measured value on the capacitor with a marking pen. I didn't care about the observed absolute values, which were probably wrong, but I was interested in establishing relative capacitances.

Now I removed the old reference capacitor and connected my decade capacitor (set to 2  $\mu$ F) across the TO-4's test terminals. That value was chosen because it fell at the center of the measuring scale on the 0.1–50- $\mu$ F range. Connecting one of the previously-measured 2- $\mu$ F units (via clip leads) as the reference capacitor, I measured the decade capacitor on the TO-4. A result close to 2  $\mu$ F was obtained, but it wasn't close enough.

Experimenting with various combinations of my

previously measured capacitors as the reference cap, I finally got a “dead on” 2- $\mu$ F measurement using one of the lowest-value 2- $\mu$ F capacitors in parallel with one of the lowest-value 0.5- $\mu$ F units. Wiring those units permanently in place, I was pleasantly surprised by the improved performance of the TO-4. The “eye” shadow was much sharper on all ranges and the null (closing of the eye as the correct capacitance value is approached) was much more definite. And, yes, once the TO-4 was put back together, I did use it to check the removed, wax-covered reference capacitors for leakage; it was appreciable.

### REQUEST FROM A LADY RESTORER

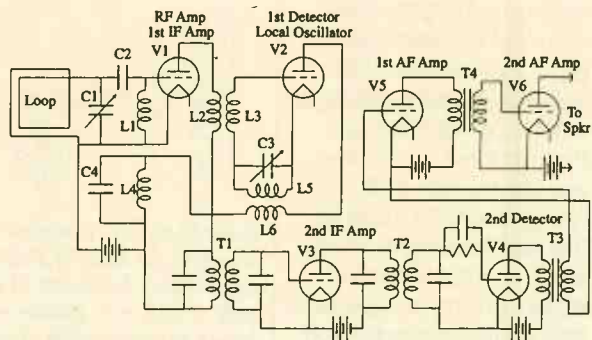
As an antique-radio columnist, I regularly hear from readers who are looking for schematics, parts, or assistance with their projects. Unfortunately, there are far too many requests for me to be able to respond personally. However, as most regular readers know, from time to time I print some of those letters in batches, hoping that good Samaritans will step forward and help. From the reports I've received over the years, I note that help is often forthcoming.

But when I received a note from Cindy Cookston requesting a schematic for the Majestic Model 70 she was beginning to restore, I decided to make an exception to the policy. Cindy got her Model 70 schematic, but with it I enclosed



Cindy, with instructor Richard Brainard, at Woodruff Regional Occupational Center electronics lab. The Majestic 70 cabinet and chassis are on the bench behind them.

that range. The capacitor was made up of two parallel 1- $\mu$ F units of the common wax-coated variety—the kind most modern radio restorers would replace on sight. But at the beginning of the last work session, the TO-4 turned in some accurate measure-



Among the many specially-drawn schematics in *Behind the Front Panel* is this one of the RCA Radiola AR812, the first commercial superheterodyne.

a note asking if she would be willing to tell me a little bit about herself and how she became interested in antique radios. It's very rare for me to hear from a female restorer and I was very curious.

She was kind enough to respond, and here's the story. Cindy is married (I guess that might disappoint some of you radio nuts hoping to date a kindred spirit), in her mid 30's, and the mother of three: two boys (aged 8 and 9) and a girl (13). Although radio restoration is a new thing for her, she and her husband have always enjoyed finding interesting items at swap meets and flea markets and restoring them to their original condition.

Cindy's interest in electronics came about through her activities as fix-it person for the family's broken toys. Eventually, she decided to become an electronics technician so that she could set up a home business servicing VCR's and other household electronics devices. To that end, she enrolled in the Electronics program at Woodruff Regional Occupational Center (Stockton, CA), completed the beginning level of the program, and is now in an intermediate section.

But how did she get into antique radios? The same way many of us did: Some-

one gave her one and she got hooked. Cindy's school and family activities leave her little time, or money, to scrounge parts for the Majestic and she could use some tubes: notably two 71-A's and a 26. If you have some or all of those, and can part with them for a modest price, contact Cindy at 133 W. Park St., Stockton, CA 95202. She could also use the separate "highboy" legs for the radio as she has only the cabinet section.

Are there any other lady restorers out there? I could probably also be talked into sending you schematics in return for your stories. Hope the guys won't accuse me of gender bias.

#### BEHIND THE FRONT PANEL

In traveling the antique-radio-meet circuit to promote *The Radio Collector*, my own new publication for antique-radio hobbyists, I've had an opportunity to talk with some interesting people also publishing in this field. One of them was David Rutland, who, with his wife, was exhibiting at a table next to mine at last September's Antique Wire-less Association conference in Rochester, New York. Dave is the author and publisher of *Behind the Front Panel* (158 pages, soft-bound), a recently

released, and very well-received, book covering the technological evolution of radio receivers during the 1920's.

The 1920's was a period of explosive development in radio-receiver circuits, each new one promising more miraculous performance than its predecessors and each with its critics and impassioned defenders. Becoming interested in this period of radio-receiver development, Mr. Rutland wasn't able to find a single source to provide perspective on the various "wonder circuits" and help him follow their evolutionary thread. So he decided to write the book himself.

A retired electronic engineer, David brought to this project over 25 years of experience in the design of vacuum-tube circuits as well as a facility for terse,

clear writing that involves and challenges the reader. The sixteen well-researched chapters trace developments in receiving from the earliest crude pre-tube detectors, through the emergence of tube detectors and RF amplifiers, to the various designs of multi-tube TRF receivers.

Continuing with a discussion of single-knob tuning designs, Rutland follows with special TRF circuits, audio amplifiers, reflex circuits, and the development of the screen-grid tube. The final chapters cover superheterodyne and AC-operated sets, and provide a glimpse of what the decades following the 1920's would bring.


I highly recommend *Behind the Front Panel* to all antique-radio hobbyists. Purchase it from your favorite dealer or send \$18.95, plus \$2.00 for postage and

# 47,114

## ELECTRONIC COMPONENTS

Whether you order 1 part or all 47,114...MOUSER stocks and...ships same day!!

CALL... (800) 992-9943



for your  
FREE  
CATALOG

2401 Hwy 287 N.  
Mansfield, TX 76063

# MOUSER<sup>®</sup> ELECTRONICS

Sales & Stocking Locations Nationwide

CIRCLE 163 ON FREE INFORMATION CARD

handling, to Wren Publishers, P.O. Box 1084, Philomath, OR 97370.

### THE XTAL SET SOCIETY

I also had some interesting neighbors at the big Elgin, Illinois radio meet last August: Mr. and Mrs. Phil Anderson and their daughter Rebecca Hewes, who were there to promote the *Xtal Set Society*. The Society began as a hobby outlet for Phil who, as co-founder of the well-known Kantronics firm (makers of terminal units and related products for amateur-radio digital communications) was deeply involved in high-tech electronics.

Phil found it relaxing to work with the simpler technology of an earlier era and eventually decided to publish the bi-monthly *Xtal Set Society Newsletter* to discuss some of his ideas

and projects. The Society quickly grew, and daughter Rebecca signed on to handle production and marketing.

In addition to the regular articles by Mr. Anderson, whose engineering background is apparent in his knowledgeable analysis of crystal-set circuits, the newsletter is enriched by a wealth of lively correspondence from members. To join the Society and receive one year of the newsletter, send \$9.95 (Canadians, please send US \$11.00; if outside the US and Canada, send U.S. \$16.00) to The Xtal Set Society, P.O. Box 3026, St. Louis, MO 63130.

Phil has also recently published *The Crystal Set Handbook* (131 pages, soft-bound), a reference work for crystal-set experimenters. The introduction of that volume is aimed at begin-

ners, explaining the basic theory of set operation and providing instructions for building a simple, practical receiver. Chapters one through three reprint the July, September, and November 1993 issues of the *Xtal Set Society Newsletter*, which contain a variety of interesting articles and correspondence from readers.

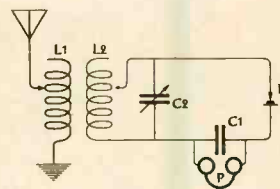
The remaining five chapters are for the more advanced experimenter and call for some knowledge of algebra, as well as AC and DC circuits. They include coil inductance formulas, coil "Q" and coil capacitance, detector loading, matching theory, and advanced matching.

A couple of helpful appendixes offer resistivity and conductivity information for several types of wire, as well as sizing and resistance information for several gauges of solid copper wire. A bibliography at the end of the book cites scores of books and articles, from pre-1920's through the present, containing material on crystal sets.

*The Crystal Set Handbook* is highly recommended to all present and prospective crystal set experimenters. It can be purchased directly from the publisher for \$10.95 plus \$2.00 shipping and handling. Use the St. Louis, MO address given above.

### A NEW CHALLENGE

Most readers of this column are familiar with Antique Electronic Supply, one of the major sources of parts, tubes, and literature for the electronics hobbyist. And many of you might already know that several months ago, founders and co-owners George Fathauer Jr. and Sr. sold the firm to Joseph Campanella,



Rebecca Hewes' schematic drawings for *Xtal Set Society* publications hark back to the style of Elmer E. Bucher, well-known wireless writer of the teens and twenties.

retired president of the Sperry (Honeywell) Aerospace and Marine group. AES continues business as usual and, in fact, has just released its 1995 catalog. (For more information contact Noreen Cravener, Antique Electronic Supply, 6221 South Maple Ave., Tempe, AZ 85283).

But this story is about George, Jr. Although I had met his dad several times, I knew George himself only through our phone conversations and correspondence over the years. So I was pleased to have the opportunity to meet him in person at the AWA Rochester meet and to learn of his post-AES plans.

George, Jr. has purchased the publishing rights to, and inventory of, the antique radio and phonograph books published by The Vestal Press, Ltd. The books include *Radio Manufacturers of the 1920's* by Alan Douglas, *Crystal Clear* by Maurice Sievers, *70 Years of Radio Tubes and Valves* by John Stokes, and *The Compleat Talking Machine* by Eric Reiss.

Those works will form the nucleus of Fathauer's new enterprise, Sonoran Publishing (116 N. Roosevelt, Suite 121, Chandler, AZ 85226; Tel. 602-961-5176), which will specialize in books on antiques and collectibles. Look for the Sonoran mark when you shop at your favorite book dealers.

## From Not-Working to Networking!

### Troubleshooting Local-Area Networks!

Now, complete for the first time in one detailed booklet!

Gain a fuller knowledge of network fundamentals and how they developed from the early days of main frames, from XNS to Ethernet technology, the OSI stack for interconnecting different computers, basic and specialized test instruments, etc. Several tough LAN case histories bring from theory to the practical side of troubleshooting.



ONLY \$5.00

CLAGGK Inc., Reprint Bookstore  
P.O. Box 4099, Farmingdale, NY 11735

Please rush my copy of "From Not-Working to Networking." I enclosed payment of \$5.00 which includes shipping charges.

Name \_\_\_\_\_

Address \_\_\_\_\_

City \_\_\_\_\_ State \_\_\_\_\_ ZIP \_\_\_\_\_

Sorry, no orders excepted outside of United States and Canada. All Payments must be in U.S. funds. Send check or money order payable to CLAGGK Inc.—do not send cash or stamps. New York State residents add applicable sales tax.

# The Four-Year Electronics Degree Program That Really Hits Home!

Bring The Technology Home With A Bachelor Of Electronics Engineering Degree. No Hassles. No High Cost!



*Now's the time to prepare for a profitable career.*

## We've lowered the cost of higher education.

It's true! You can earn a four-year Bachelor of Electronics Engineering Technology degree today ... and prepare yourself for a high-paying electronics career ... without quitting your job or ever leaving your home. Because World College, an affiliate of the Cleveland Institute of Electronics, offers you the total flexibility of independent study programs proven effective for people like you who truly want to succeed! World College independent study lessons help you build valuable skills

**Mail/Fax Today  
or Call  
1-800-696-7532**

step-by-step, and expert instructors are personally available to you with a toll-free call. What a way to earn an education!

## A world of opportunity.

Where is your career headed? With a four-year bachelor's degree from World College, you call the shots, choosing from incredible, high-paying opportunities in electronics, telecommunications, computer, electrical power, and many other growing fields.

World College gives you the skills, the knowledge, the power to take advantage of your best opportunity in electronics. And you can do it all at your own pace!

## Without leaving home.


World College continually works to provide its students with the most advanced education tools. From the latest equipment and reference books to breakthrough computer-simulated experiments, students are exposed to the latest technological advancements.

All the equipment, parts, and software you need are included in your affordable tuition, including more than 300 hands-on lab experiments you can complete in your home.

## Choose your own pace.

Earn your bachelor's degree on your time — and at your pace — because you pay tuition to World College only as you complete the upper-level semesters close to graduation. The faster you make it through, the less you pay. So you have an incentive to make your future happen quickly — yet the freedom to choose your own pace!

Send today for your FREE course catalog — and give yourself that future you've always wanted — with an electronics degree education from World College.



*Take charge of your future in electronics.*

## Four Powerful Reasons To Connect With World College Today:

1. Earn your four-year degree!
2. Self-paced training!
3. Independent study in your home!
4. Expert instruction!

## Give Me The Power!

Send me a FREE World College course catalog today!



(Please Print Neatly)

Name \_\_\_\_\_

Address \_\_\_\_\_

City \_\_\_\_\_

State, Zip \_\_\_\_\_

Phone (     ) \_\_\_\_\_

Age \_\_\_\_\_

**For faster service, call  
1-800-696-7532,  
or call  
1-804-464-4600.**

**Or fax this coupon to  
1-804-464-3687.**



Lake Shores Plaza  
5193 Drive, Suite 113  
Virginia Beach, VA 23455-2500



Affiliated with  
Cleveland Institute of Electronics  
WAH17

# COMPUTER BITS

By Jeff Holtzman

## Buy or Upgrade? Part II

Last month we started talking about upgrading an older 486 system. Before I began my system's upgrade, there was a large gap between what I had (a 25-MHz 486) and what I wanted (a 90-MHz Pentium with more silicon (i.e., DRAM) than my kids' sandbox). I couldn't justify the cost of a Pentium (not in '94, anyway), so the challenge was to find a compromise.

card from four or five years ago that, at the time, provided excellent performance in comparison with standard VGA cards. However, it had aged. So I tested a card that had just been introduced: ATI's Graphics Station Pro, which I discussed in detail in last November's issue. At last—satisfaction. The system was no Pentium, but it would certainly keep me happy for another 6–12 months.

### UPGRADE STRATEGY

Based on my experience, here's what I would recommend to anyone contemplating whether to buy or upgrade: To avoid hassle and wasted time, buy a new machine. Without the patience and willingness to do some troubleshooting, you'll only be letting yourself in for frustration. And you might not even end up saving any money.

If you are willing to put up with the stress, then make sure your PC is worth upgrading. If your computer has a 386 motherboard, a small hard disk, or less than 8 MB of RAM, the cost of upgrading will come close to what a new system would cost. An ideal upgrade candidate would be a 486 (any speed) with 8 MB or more of RAM, an older video adapter, and a monitor capable of at least 800 × 600 resolution.


To upgrade such a system, you could install a new VLB motherboard, which I've seen without a CPU for as little as \$75, and an ATI Graphics Pro Turbo, which costs less than \$400 by mail

order for the 2-MB version. Then you just transfer your CPU, DRAM, and peripherals to the new motherboard and you're all set.

If you have a lesser system, and want to upgrade other components, costs mount quickly. For example, if you have a 386 PC, you'll need to buy a CPU as well, and a 66-MHz DX2 will set you back about \$300. If you need more RAM, figure on spending about \$150 per four megabytes. To run Windows, the absolute minimum is 4 MB of RAM, although many applications are not happy with anything less than 8 MB, and 16 MB provides a real comfort zone, especially if you run several applications simultaneously, or are into CD-ROM and multimedia. Worst case, if you bought a new CPU (\$300), a motherboard (\$100), a video card (\$400), and 8 MB of RAM (\$600), you'd end up spending \$1400, which gets you into the low end of an equivalent, complete new system.

If you do decide to go for the upgrade, be careful transferring the CPU. Find a friend with a CPU puller, or try your local computer repair shop—maybe they'll let you use the tool in the store. Pulling a 486 from a motherboard without a ZIF socket is challenging even with the correct tool; don't even think about trying it with just a screwdriver and pliers.

Other potential trouble spots are the SIMM modules. Those are often held in place by sockets with flimsy plastic locking pins that are



This Landmark speed-test screen shows the performance of the upgraded 486 DX2-50. It may not be a 90-Mhz Pentium, but it does seem tolerable when running on a VESA motherboard with a fast video card.

The "before" system included a 25-MHz 486, 8 MB of DRAM, an ISA bus, and an 8-bit SCSI host adapter. The "after" system included a new, universal, VESA local-bus motherboard; a 50-MHz DX2; a 16-MB SIMM; and a 32-bit Adaptec SCSI adapter. Until that point, the upgrade had barely nudged me toward the rip-roaring performance I craved.

There was one subsystem left for consideration: video. The video adapter in my old system was a 16-bit Hercules Graphics Station. That was a rather expensive



easy to damage. It takes a fair amount of pressure to remove a SIMM; if you find yourself leveraging your whole body, you're taking the wrong approach.

One last warning: Be sure to buy components from a reputable dealer—ideally a local computer shop that has been around a while. After about six months of flawless operation, my original VLB motherboard suddenly refused to boot. The shop where I purchased the board exchanged it no questions asked.

### A NEED FULFILLED


If you have been following this column for a while, you'll know that I've been on the lookout for concise but meaty guides to networking and relational-database usage. The database slot remains wide open, but the network slot (so to speak) has been partially filled. The *Ethernet Pocket Reference Guide*, by Buddy Shipley and William F. Lyons, is a compact, 80-page, spiral-bound work available for \$24.95 from Shipley Consulting International. It doesn't contain everything a network engineer or technician needs to know in order to upgrade or troubleshoot an Ethernet LAN, but it's close.

The guide covers specifications for all ratified standards (thicknet, thinnet (coax), 10 Base-T), contains a draft description of the fiber-optic cable standards, and includes very useful wiring and connector specs. It also discusses repeaters and bridges in some detail, but avoids routers.

### FOR MORE INFORMATION

Shipley Consulting International  
P.O. Box 21-449  
Avon, CO, 81620  
Tel. 303-926-7745

## Satellite Images On Your PC



### PC HF Facsimile 7.0 \$99

SSC has interfaces and software to allow you to receive vivid satellite images on an IBM PC computer. Just plug the interface into the serial port of a PC and into the audio output of a shortwave receiver. The package includes the interface, manuals, schedules and software. SSC also makes systems for reception with VHF scanners. Call or write for our free catalog.

Visa and MASTERCARD accepted

### Software Systems Consulting

615 S. El Camino Real, San Clemente, CA 92672  
Tel: (714)-498-5784 Fax: (714)-498-0568

GET TO THE ♥ OF YOUR  
BUILDING NEEDS FROM:

## TANDY NATIONAL PARTS DISTRIBUTOR SALES

CAPACITORS RELAYS  
RESISTORS POTS  
ENCLOSURES SWITCHES  
TOOLS/TEST EQUIPMENT

NO MINIMUM  
ORDER TOLL FREE

1-800-322-3690

ASK FOR OPERATOR #736

MAY THE  
SOURCE  
BE WITH  
YOU

Don't let the dark forces of ignorance defeat you. Right in this galaxy, you can tap into the source -- the free CONSUMER INFORMATION CATALOG. It lists more than 200 free and low-cost government publications on a variety of important topics. So dispel the darkness and send for the source. Just send your name and address to:

Consumer Information Center  
Department Source  
Pueblo, Colorado 81009

# Earn \$1000

A Week While You Learn High  
Paying VCR Repair.

Earn While You Learn . . .  
Secrets Revealed . . .



### Train at Home

If you are able to work with small hand tools and possess average mechanical ability, you could earn top dollar part time or full

time. Our learn by doing method teaches you how to work on VCR's without boring unnecessary electronic basics.

For Free Information Package Send Coupon to:  
Foley-Belsaw Institute, 6301 Equitable Road,  
Kansas City, MO 64120

Check VCR (Check One Box Only)  
or another  VCR Repair, Dept. 62253  
High Paying  Computer Repair, Dept. 64153  
Career  TV/Satellite Dish, Dept. 31047  
Field  Advance VCR Repair, Dept. 65031  
 Camcorder Repair, Dept. 66041  
 Fax Repair, Dept. 67041  
 Printer Repair, Dept. 68040

**FOLEY BELSAW**  
Since 1926

Name \_\_\_\_\_  
Address \_\_\_\_\_  
City \_\_\_\_\_  
State \_\_\_\_\_ Zip \_\_\_\_\_

CIRCLE 154 ON FREE INFORMATION CARD

## SURVEILLANCE & SECURITY

### FM TRANSMITTERS MINI (KITS)

- 3-VOLT FM XMTR, up to 300 ft. indoors, 1500 ft. outdoors
- PHONE XMTR, range to 500 ft., uses phone-line power
- Sound-Activated XMTR, range to 500 ft.
- 2-STAGE XMTR, 9-Volt, very powerful

All above require simple soldering at 2 to 4 places.  
\$29.95\*\*

**TELE CALL FORWARDER.** Transfers incoming calls. \$99.00\*

**CALLER ID.** Registers incoming number. \$99.00\*

**TEL REGISTER WITH PRINTER.** Records dialed number, duration, and prints record. \$169.00\*

**TEL REGISTER W/O PRINTER.** Records dialed number & time. 16-digit display. \$99.00\*

**12-HOUR LONG-PLAY RECORDER.** Modified Panasonic. Records 6 hrs. on each side of 120 tape (supplied). Compatible with VOX and Tel Rec Adapter. \$119.00\*

**VOX VOICE-ACTIVATED SWITCH.** Makes recorder self-activating with voices or other sounds. \$28.50\*\*

**TELE RECORDING ADAPTER.** Records incoming and outgoing calls. \$28.50\*

**TELEPHONE SCRAMBLERS.** Over 4,000 separate codes. \$199.00\*

**VOICE CHANGER.** Changes man's voice to lady's and vice versa. \$49.00\*\*

For Shipping & Handling add \$5.00 and \*\*\$2.00 per item. Colo. residents add sales tax. Mail Order, VISA, M/C, COD's o.k. Inquire for dealer prices. Free catalog.

**MUCH, MUCH MORE — OUR 25TH YEAR!**

TOLL FREE 1-800-926-2488

A.M.C. SALES, INC.

193 Vaquero Dr., Boulder, CO 80303  
Tel: (303) 499-5405, Fax: (303) 494-4924  
Mon.-Fri. 8 a.m.-5 p.m. Mtn. Time

CIRCLE 151 ON FREE INFORMATION CARD

# CIRCUIT CIRCUS

By Charles D. Rakes

## A Circuit Grab Bag

This visit we're going to reach into the circuit grab bag and bring forth a number of simple, but, we hope, useful circuits that might fill a present or future need. In any case sit back, make yourself comfortable, and we'll spend some time together looking over this month's circuit mix.

### TURN-SIGNAL MONITOR

Our first circuit (see Fig. 1) really makes a statement for simplicity when only three parts are used in a turn-signal monitor. I'm sure you have had the experience of traveling down the highway, watching the driver ahead going for miles with his or her left or right

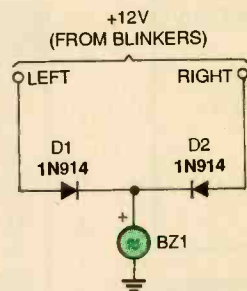


Fig. 1. With just three components, this turn-signal monitor could not be simpler.

blinker flashing without a care in the world, or a clue to his or her next move. This simple turn-signal monitor can help keep you from becoming just such a highway flasher.

A 1N914 signal diode is connected from each of the (left/right) directional blinkers to supply power to the piezo buzzer when either turn signal is activated. The piezo buzzer will sing out as long as either turn signal is operating. When

selecting the piezo buzzer, go for the one that has the loudest and most irritating sound.

IRF511 FET switches the negative side of the piezo buzzer to circuit ground, operating the sounder. If you

### PARTS LIST FOR THE TURN-SIGNAL MONITOR (Fig. 1)

D1, D2—1N914 silicon diode  
BZ1—Piezo buzzer  
Wire, solder, etc.

### DELAYED TURN-SIGNAL MONITOR

If you don't want to hear the piezo buzzer's irritating sound each time you use the turn signals, take a look at the time-delayed monitor circuit in Fig. 2. A simple RC time-delay circuit

would like a longer time period before the sounder goes off, increase the value of C1. To decrease the time period, just reduce the capacitor's value.

### BIKE ALARM

Our next item, shown in

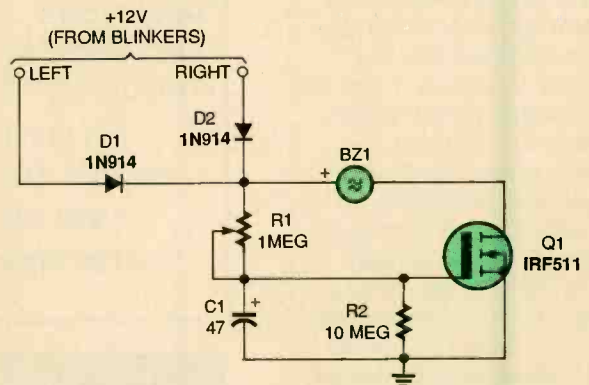


Fig. 2. To minimize driver irritation, a time delay can be added to the turn-signal monitor.

made up of R1 and C1 keeps the sounder from going off until the turn signal has been on for a number of flashes. Varying potentiometer R1 varies the number of flashes before the sounder is activated.

Here's how the delay circuit operates. The DC voltage from the 12-volt flasher goes through R1 and either D1 or D2 to charge C1. When the voltage across C1 reaches the gate turn-on voltage of Q1, that

Fig. 3, is a low-cost, no-frills motorcycle- or bicycle-alarm circuit. The sensor is a mercury switch that's mounted to the cycle in a manner that places it in the open-circuit condition when the cycle is resting on its kick stand. When the cycle is moved to the upright position, the mercury moves over the two switch contacts, completing the circuit supplying gate current to the SCR (SCR1) and turning it on. The voltage at

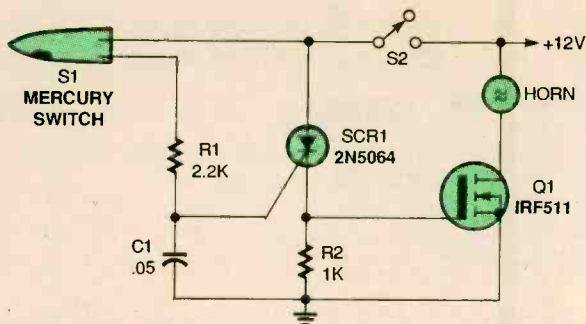


Fig. 3. Protect your bicycle or motorcycle with this simple alarm circuit.

the cathode of the SCR goes positive, turning on the FET (Q2) and sounding the horn. The horn will sound until S2 is opened or the battery goes dead. The IRF511 FET is rated for about 4 amps, which should be good for a small, loud horn, but if you opt for a higher current, super-loud horn you should substitute a IRF530 for Q2. That unit is rated to handle up to 14 amps.

### RAIN DETECTOR

If you like to leave your windows open and breathe the fresh air, our next entry might be just what you need to warn you when the rain blows in. The rain de-

tor, see Fig. 4, also uses an FET and a piezo buzzer. A grid made up of close-spaced wires or traces on a circuit board serves as the moisture sensor.

The string of the five 22-megohm resistors keeps Q1's gate voltage at zero and hence turned off with no current flow through the piezo buzzer. When a rain drop hits the sensor grid, a small current flows between the grid contacts, raising the voltage at the gate of the FET sufficiently to turn it on and operate the sounder. When you hear the sounder, it is time to close the windows.

A standard 9-volt transistor battery should

operate the circuit for about the shelf life of the battery. Of course, you'll need a monitor circuit for each window that's open. Always remove the grid from the wet area and clean it thoroughly between uses.

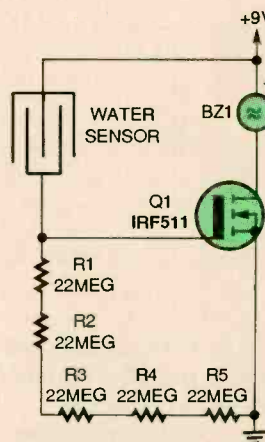


Fig. 4. You can prevent damage from the rain with this water-detector circuit.

### DC FUSE ALERT

Next up is a blown-fuse detector/alert circuit for DC circuits. As shown in Fig. 5, a single resistor and a piezo buzzer connect across the fuse (F1) in the circuit you wish to monitor. As long as the fuse remains intact, no voltage is supplied to the sounder. If the fuse goes, the piezo buzzer receives current through R1 and the monitored circuit to alert you of a problem.

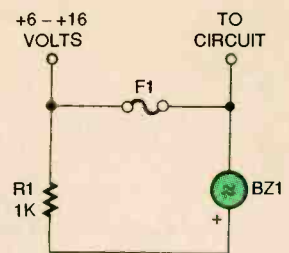


Fig. 5. You'll know immediately when a fuse has blown in a DC circuit when you use this fuse monitor.

The circuit can be used to monitor fuses operating at higher DC voltages by increasing the value of R1. The resistor should be selected to allow the piezo buzzer's rated voltage to appear across it when the fuse is removed from the circuit.

### AC FUSE ALERT

Our next blown-fuse detector, shown in Fig. 6, is designed to operate in conjunction with 110-volt AC circuits. A bridge-rectifier circuit, in series with a fixed resistor, is connected across the circuit's fuse, with the bridge's DC output feeding the piezo buzzer. A 12-volt Zener diode limits the maximum voltage feeding the sounder and a filter capacitor takes off the rough edges. Resistor R1 should be selected, with the fuse out of the circuit and the equipment on, to just pro-

### PARTS LIST FOR THE IMPROVED TURN-SIGNAL MONITOR (Fig. 2)

D1, D2—1N914 silicon diode  
 Q1—IRF511 FET transistor  
 R1—1-megohm, potentiometer  
 R2—10-megohm, ¼-watt, 5% resistor  
 C1—47-µF, 16-WVDC, electrolytic capacitor  
 BZ1—Piezo buzzer  
 Wire, solder, etc.

### PARTS LIST FOR THE SIMPLE ALARM (Fig. 3)

Q1—IRF511 FET transistor  
 SCR1—2N5064 or similar SCR  
 R1—2200-ohm, ¼-watt, 5% resistor  
 R2—1000-ohm, ¼-watt, 5% resistor  
 C1—0.05-µF, Mylar or ceramic-disc capacitor  
 S1—Mercury switch  
 S2—SPST switch, toggle or key switch  
 Horn, wire, solder, etc.

### PARTS LIST FOR THE WATER ALERT (Fig. 4)

Q1—IRF511 FET transistor  
 R1—R5—22-megohm, ¼-watt, 5%, resistor  
 BZ1—Piezo buzzer  
 Water sensor (see text), wire, solder, etc.

### PARTS LIST FOR THE DC FUSE MONITOR (Fig. 5)

R1—1000-ohm, ¼-watt, 5% resistor  
 BZ1—Piezo sounder  
 F1—Fuse, see text  
 Wire, solder, etc.

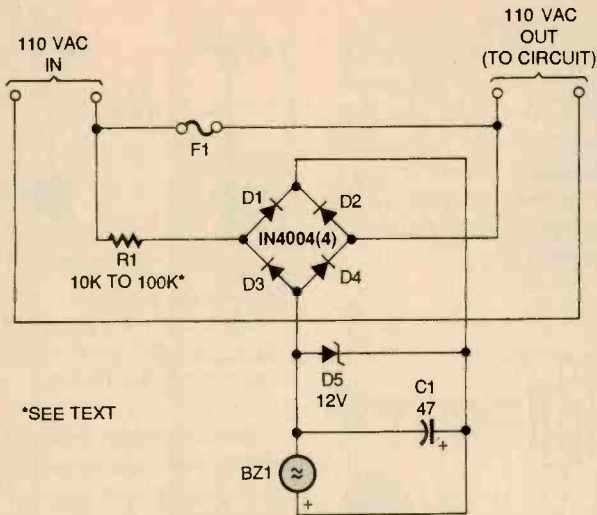


Fig. 6. To monitor the fuse in an AC circuit, you will have to use this AC version.

duce 12 volts across the sounder circuit.

### SIMPLE FM TRANSMITTER

Our last entry this visit (see Fig. 7) is an FM home- or office-monitoring transmitter circuit. By placing the transmitter inside your home or office, you can monitor what's going on inside on your car or portable radio before entering. That way, this simple circuit just might keep you out of harm's way.

A 12-volt DC plug-in supply powers the circuitry, and

a 78L09 9-volt regulator IC helps to keep the transmitter's frequency stable. Transistor Q1 amplifies the audio signal from the electret mike and feeds it to the base of the oscillator transistor, Q2. The audio at the base of Q2 frequency-modulates the oscillator's frequency. The setting of R7 determines the FM modulation level.

Coil L1 is homemade. It consists of about 6 inches of number-20 enamel-covered copper wire wound around a 1/4-inch diameter plastic form. The tap is one

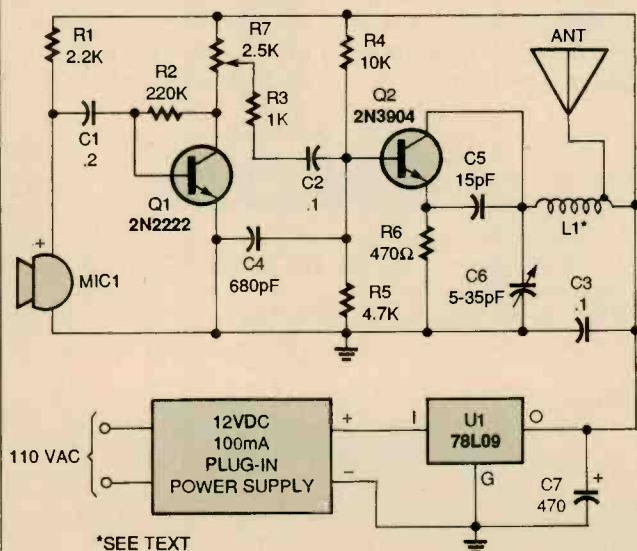


Fig. 7. This simple FM transmitter makes a great monitor circuit that can keep you out of harm's way.

### PARTS LIST FOR THE AC FUSE MONITOR (Fig. 6)

- D1-D4—1N4004 silicon diode
- D5—12-volt, 1-watt, Zener diode
- R1—10,000- to 100,000-ohm, 1/2-watt, 5% resistor, see text
- C1—47-µF, 16-WVDC, electrolytic capacitor
- BZ1—Piezo buzzer
- F1—Fuse, see text
- Wire, solder, etc.

### PARTS LIST FOR THE SIMPLE FM TRANSMITTER (Fig. 7)

#### SEMICONDUCTORS

- Q1—2N2222 NPN transistor
- Q2—2N3904 NPN transistor
- U1—78L09 9-volt regulator, integrated circuit

#### RESISTORS

- (All fixed resistors are 1/4-watt, 5% units.)
- R1—2200-ohm
  - R2—220,000-ohm
  - R3—1000-ohm
  - R4—10,000-ohm
  - R5—4700-ohm
  - R6—470-ohm
  - R7—2500-ohm, potentiometer

#### CAPACITORS

- C1—0.2-µF, Mylar
- C2, C3—0.1-µF, ceramic-disc
- C4—680-pF, ceramic-disc
- C5—15-pF, ceramic-disc
- C6—5- to 35-pF, trimmer
- C7—470-µF, 16-WVDC, electrolytic

#### ADDITIONAL PARTS AND MATERIALS

- MIC1—Electret microphone
- L1—See text
- 12-volt 100-mA plug-in power supply, coil form, magnet wire, wire, solder, etc.

turn up from the cold end of the coil (that's the end that connects to the positive power source).

The trimmer capacitor, C6, may be any value with a maximum capacitance of no more than 40 pF. If you cannot locate a suitable trimmer capacitor, connect a fixed 33-pF capacitor in its place and tune to the desired frequency by spreading L1's windings. That tuning method will work, but makes setting the transmitter to an exact frequency very difficult.

Keep the circuitry wiring neat and compact. Make all of the component leads connecting to Q1 as short

and stable as possible. The antenna should be made as short as possible to cover a minimum operating range.

To set up the transmitter, tune your FM-broadcast receiver to a quiet frequency and adjust C6 until you hear a quieting sound. If, for some reason you can not get the transmitter to cover the desired frequency range, spread L1's windings to increase the transmitter's frequency and compress the windings to lower the frequency.

I hope you have found something of interest in our collection of circuits in this get-together. Until next time, good circuitry.

# Electronics Paperback Books



**BP88—How to Use Op Amps...\$5.95.** A designer's guide that covers operational amplifiers. Serving as both a source book of circuits and a reference book for design calculations. The text is non-mathematical and easy to understand by most readers.



**BP113—30 Solderless Breadboard Projects-Book 2...\$5.95.** Numerous hobbyist projects of useful gadgets and circuits using "Verobloc" breadboards. All the breadboard projects in this book are based on CMOS logic integrated circuits.



**BP177—Introduction to Computer Communications...\$5.95.** Details on types of modems and their suitability for specific application, plus details of connecting various computers to modems, and modems to the telephone system.



**BP276—Shortwave Superhet Receiver Construction...\$6.95.** Provides construction details, including coil winding, of a number of advanced-design receivers which should have performance levels at least equal to commercial sets of similar complexity.



**BP61—Beginners Guide to Digital Techniques...\$5.00.** Covers the basics of digital techniques—decimal, binary, octal and hexadecimal numbering systems are covered plus insights on weighted and non-weighted binary-coded-decimal codes and alpha-numeric codes. The basic building blocks of circuit logic, the common AND, OR, NAND, NOR and EXCLUSIVE-OR gates and bi-stables, are thoroughly covered.



**BP285—A Beginners Guide to Modern Electronic Components...\$6.50.** It is easy for newcomers to electronics to become confused. There are a great many different types of components available often with numerous variations of each type. This book presents the reader with a vast amount of invaluable parts information to enable the right component to be selected every time for repairs and projects.



**PCP103—Practical MIDI Handbook...\$9.95.** The Musical Instrument Digital Interface (MIDI) is surrounded by a great deal of misunderstanding. This book is aimed at musicians and technicians who want to explore the vast capabilities of MIDI. It covers MIDI-based equipment you can use: keyboards, drum machines, sequencers, effects units, mixers, drum pads guitars. There's also a section on computer music.




**BP90—Audio Projects...\$5.50.** Details the construction of preamplifiers and mixers, power amplifiers, tone controls and matching projects. All projects are fairly simple to build and include a number of board layouts and wiring diagrams.




**BP121—How to Design and Make Your Own PCBs...\$5.75.** Simple methods for copying printed-circuit board designs from magazines and books on to copper. Covers all aspects of simple PCB construction as comprehensively as possible.



**BP44—IC 555 Projects...\$5.95.** Every so often a device appears that is so useful that one wonders how life went on before without it. The 555 timer integrated-circuit chip is one such device. Included are basic and general circuits used by most hobbyists.



**PCP109—Everyday Electronics Data Book...\$10.00.** An invaluable source of electronics information—the text contains sections that deal with the underlying theory of electronic circuits and a wide range of practical electronic uses for everyone.




**BP60—Practical Construction of Pre-Amps, Tone Controls, Filters and Attenuators...\$5.50.** The book offers practical designs and details thereby enabling the project-builder enthusiast to construct, with the minimum of difficulty and expense, various audio pre-amplifier and tone control circuits, etc., which may be used with home-constructed audio equipment or even complex commercial gear.



**BP297—Loudspeakers for Musicians...\$6.25.** Contains all the information that a working musician needs to know about loudspeakers; the different types, how they work, the most suitable for different instruments, for cabaret work, and for vocals. It gives tips on constructing cabinets, wiring up, available fittings, finishing and how to connect multi-speaker arrays, etc. Includes ten enclosure designs with plans.



**PCP110—Electronic Power Supply Handbook...\$10.95.** All types of power supplies used for electronics purposes are covered in detail, starting with cells and batteries and extending by way of rectified supplies and linear stabilizers to modern switch-mode systems, IC switch-mode regulators, DC-converters and inverters. The devices, their operating principles and typical circuits, are dealt with in detail.



**BP254—From Atoms to Amperes...\$6.50.** Explains in crystal-clear terms the fundamentals behind the whole of electricity and electronics. Really helps you to understand the basis of the complex subject perhaps for the first time ever.



**PCP101—Practical Digital Electronics Handbook...\$9.95.** An introduction to digital circuits, logic gates, bi-stables, timers, micro-processors, memory and I/O devices. A special feature of the book is the section on digital test gear projects.



**BP315—Introduction to the Electromagnetic Wave...\$5.95.** A fundamental and easy-to-understand approach to a complicated theory topic. The beginner requires no more than elementary mathematics and basic knowledge of electronics.



**#228—Essential Theory for the Hobbyist...\$5.25.** Supplies to the hobbyist background knowledge tailored to the specific requirements of their activities. Relevant material is presented in a readable manner with a minimum of mathematics.

## TEST EQUIPMENT SPECIALS

- BP239—Getting the Most from Your Multimeter...\$5.95**  
Covers analog and digital gear, component and gear testing.
- BP267—How to Use Oscilloscopes & Other Test Equipment...\$6.95**  
Get with the next step to proficient troubleshooting.
- PCP111—Electronic Test Equipment Handbook...\$13.95**  
The all-inclusive text covering test gear you'll use!

## SUBSTITUTION GUIDES FOR HOBBYISTS

- BP85—International Transistor Equivalents Guide...\$7.50**  
The ultimate guide to replacing foreign and domestic transistors.
- BP108—International Diode Equivalents Guide...\$5.95**  
Rectifiers, Zeners, LEDs, OCIs, diacs, triacs...all hobby types.
- BP140—Digital Equivalents and Pin Connectors...\$12.50**  
A master reference for builders who design projects.

**ELECTRONIC TECHNOLOGY TODAY INC.**  
P.O. BOX 240, Massapequa, NY 11762-0240

Name \_\_\_\_\_

Address \_\_\_\_\_

City \_\_\_\_\_ State \_\_\_\_\_ Zip \_\_\_\_\_

PE1

SHIPPING CHARGES IN USA AND CANADA	
\$0.01 to \$5.00	.....\$1.50
\$5.01 to \$10.00	.....\$2.50
\$10.01 to 20.00	.....\$3.50
\$20.01 to 30.00	.....\$4.50
\$30.01 to 40.00	.....\$5.50
\$40.01 to 50.00	.....\$6.50
\$50.01 and above	.....\$8.00

**SORRY** No orders accepted outside of USA & Canada

Number of books ordered

Total price of merchandise ..... \$ \_\_\_\_\_  
Shipping (see chart) ..... \$ \_\_\_\_\_  
Subtotal ..... \$ \_\_\_\_\_  
Sales Tax (NYS only) ..... \$ \_\_\_\_\_  
Total Enclosed ..... \$ \_\_\_\_\_

**All payments must be in U.S. funds!**

# ELECTRONICS MARKET PLACE

## FOR SALE

**CABLE test chips.** Jerrold, Tocom, S.A., Zenith. Puts cable boxes into full service mode! \$29.95 to \$59.95. 1 (800) 452-7090, (310) 902-0841.

**SECRET cable descramblers!** Build your own descrambler for less than \$12.00 in seven easy steps! Radio Shack parts list and free descrambling methods that cost nothing to try, included. Send \$10.00 to: **INFORMATION FACTORY, PO Box 669, Seabrook, TX 77586.** For COD's (713) 922-3512 any time!

**300 Experimenters Circuits** — Complete in 6 practical books using diodes, relays, FET's, LED's, IC 555's, and IC CA3130's for building blocks. Only \$33.00 plus \$5.50 for shipping. USA and Canada only. US funds. **ETT, INC., PO Box 240, Massapequa Park, NY 11762-0240.**

**PARTS for \$1.00.** Resistors .25W 12, .5W 8. Capacitors .001uF 5, .01uF 5, .1uF 4, .1uF 3, 10uF 2, 100uF 1. Semiconductors 1N4004 4, 2N2222 1, 2N3904 2, 2N3906 2, TIP31A 1, TIP32A 1, LM741 1, LM555 1, LED's red 3, green 2. Catalog \$1.00, foreign add \$1.00. **ZIPFAST, Box 12238, Lexington, KY 40581-2238.**

**T.V. notch filters, free brochure, MICROTHINC, Box 63/6025, Margate, FL 33063. (305) 752-9202.**

**CABLE descramblers, build your own, SSAVI, gated sync, sinewave. \$14.95. CABLETRONICS, Box 30502P, Bethesda, MD 20824.**

## CLASSIFIED AD ORDER FORM

To run your own classified ad, put one word on each of the lines below and send this form along with your check to:

**Popular Electronics Classified Ads, 500-B Bi-County Boulevard, Farmingdale, N.Y. 11735**

**PLEASE INDICATE** in which category of classified advertising you wish your ad to appear. For special headings, there is a surcharge of **\$11.00.**

Plans/Kits     Business Opportunities     For Sale  
 Education/Instruction     Wanted     Satellite Television

Special Category: \$11.00

### PLEASE PRINT EACH WORD SEPARATELY, IN BLOCK LETTERS.

(No refunds or credits for typesetting errors can be made unless you clearly print or type your copy.) Rates indicated are for standard style classified ads only. See below for additional charges for special ads. **Minimum: 15 words.**

1	2	3	4	5
6	7	8	9	10
11	12	13	14	15 (\$23.25)
16 (\$24.80)	17 (\$26.35)	18 (\$27.90)	19 (\$29.45)	20 (\$31.00)
21 (\$32.55)	22 (\$34.10)	23 (\$35.65)	24 (\$37.20)	25 (\$38.75)
26 (\$40.30)	27 (\$41.85)	28 (\$43.40)	29 (\$44.95)	30 (\$46.50)
31 (\$48.05)	32 (\$49.60)	33 (\$51.15)	34 (\$52.70)	35 (\$54.25)

We accept MasterCard and Visa for payment of orders. If you wish to use your credit card to pay for your ad fill in the following additional information (Sorry, no telephone orders can be accepted):

Card Number

Expiration Date

PRINT NAME

SIGNATURE

**IF YOU USE A BOX NUMBER YOU MUST INCLUDE YOUR PERMANENT ADDRESS AND PHONE NUMBER FOR OUR FILES. ADS SUBMITTED WITHOUT THIS INFORMATION WILL NOT BE ACCEPTED.**

**CLASSIFIED COMMERCIAL RATE:** (for firms or individuals offering commercial products or services) \$1.55 per word prepaid (no charge for ZIP code). **MINIMUM 15 WORDS.** 5% discount for same ad in 6 issues within one year; 10% discount for 12 issues within one year if prepaid. **NON-COMMERCIAL RATE:** (for individuals who want to buy or sell a personal item) \$1.25 per word, prepaid... no minimum. **ONLY FIRST WORD AND NAME** set in bold caps at no extra charge. Additional bold face (not available as all caps) **30¢ per word additional.** Entire ad in boldface, \$1.85 per word. **TINT SCREEN BEHIND ENTIRE AD:** \$1.90 per word. **TINT SCREEN BEHIND ENTIRE AD PLUS ALL BOLD FACE AD:** \$2.25 per word. **EXPANDED TYPE AD:** \$2.05 per word prepaid. Entire ad in boldface, \$2.45 per word. **TINT SCREEN BEHIND ENTIRE EXPANDED TYPE AD:** \$2.55 per word. **TINT SCREEN BEHIND ENTIRE EXPANDED TYPE AD PLUS ALL BOLD FACE AD:** \$2.95 per word. **DISPLAY ADS:** 1" x 2 1/4" — \$225.00; 2" x 2 1/4" — \$450.00; 3" x 2 1/4" — \$675.00. **General Information:** Frequency rates and prepayment discounts are available. **ALL COPY SUBJECT TO PUBLISHERS APPROVAL. ADVERTISEMENTS USING P.O. BOX ADDRESS WILL NOT BE ACCEPTED UNTIL ADVERTISER SUPPLIES PUBLISHER WITH PERMANENT ADDRESS AND PHONE NUMBER.** Copy to be in our hands on the 13th of the fourth month preceding the date of issue (i.e.: Sept. issue copy must be received by May 13th). When normal closing date falls on Saturday, Sunday or Holiday, issue closes on preceding work day. Send for the classified brochure. **Circle Number 45 on the Free Information Card.**

**NU-TEK ELECTRONICS**

Video Stabilizer

**\$49<sup>95</sup>**

FREE Catalog

**CABLE TV EQUIPMENT**



**1-800-228-7404**



**NEW PICTURE IN PICTURE Stereo**

PIP WORKS ON ALL TV'S. 181 CHANNEL CAPABILITY. REMOTE CONTROL. 4 SOURCE INPUTS



3250 Hatch Cedar Park TX 78613

**CABLE descramblers** and test turn-on kits available for most makes and models. No catalog, no 800 number equals your lowest prices. Call others, then compare our prices! We pay cash for unwanted cable boxes. No Florida sales. (305) 425-0751.

**THE Case Against Patents.** Thoroughly tested and proven alternatives that work in the real world. \$28.50. **SYNERGETICS PRESS, Box 809-C, Thatcher, AZ 85552. (602) 428-4073. Visa/MC.**

**PRINTED circuit boards** — etched, drilled, tin plated. Single sided \$1.25/sq. inch. Free shipping. **CHELCO ELECTRONICS, 61 Water Street, Mayville, NY 14757. 1 (800) 388-8521. Fax (716) 753-3220.**

**TEST chips.** Put your cable box in full test mode. Call (303) 731-9400.

## RECEIVING TUBES

**OVER 3000 TYPES IN STOCK!**

Also hard-to-find transformers, capacitors and parts for tube equipment.

Send \$2.00 for our 36 page catalog.

**ANTIQUE ELECTRONIC SUPPLY**  
6221 S. Maple Ave. Tempe, AZ 85283 • 602-820-5411

**LOW prices** on electronic parts since 1970. Get our monthly flyer. Phone/fax (702) 795-7151. **STAR-TRONICS**, Box 98102, Las Vegas, NV 89193.

**CB Radio modifications!** Frequencies, 10M, sliders, FM, amplifiers, books, kits, repairs, high-performance accessories. The best since 1976! Catalog \$3.00. **CBCI**, Box 31500PE, Phoenix, AZ 85046.

★ **1995 CATALOG** ★  
**OF THE WORLD'S MOST FAMOUS**  
**CB ANTENNAS & ACCESSORIES**  
 — FIRESTIK CB ANTENNAS —  
 2614 E. Adams · Phoenix, AZ 85034  
 Write or Call, 602-273-7151

### PLANS & KITS

**60 Solderless Breadboard Projects** in two easy-to-read pocket books. Complete with circuit descriptions, schematics, parts layouts, component listings, etc. Both books (BP107 & BP113) only \$11.90 plus \$3.50 for shipping. USA and Canada only. US funds. **ETT, INC.**, PO Box 240, Massapequa Park, NY 11762-0240.

**SURVEILLANCE/countersurveillance**, bugging/phone tapping detector, telephone/fax encryption, vehicle tracking, covert video, transmitter kit, and more...**A.B. ELECTRONICS**, (718) 253-3637.

**CRYSTAL set Handbook** — Visit antiquity by building the radios your grandfather built. Assemble a "Quaker Oats" rig, wind coils that work and make it look like the 1920s! Only \$10.95 plus \$3.50 for shipping and handling. **ELECTRONIC TECHNOLOGY TODAY, INC.**, PO Box 240, Massapequa Park, NY 11762-0240. US funds only! USA and Canada — no foreign orders.

**COUNTER-Surveillance technicians** earn \$250.00/hr! Free catalog and complete dealer information shows you how! 1 (800) 732-5000.

**BUILD a 486 personal computer.** Easy reading guide \$19.95. **QUANTA ENTERPRISES**, PO Box 273, Dept. 50, Northfield, NJ 08225.

**FIBER optics experimenters parts, supplies and tools:** Fiber, cable, connectors, splices, detectors, lasers, kits, plans, newsletter. Send \$2.00 for catalog. **LIGHTLINE ENGINEERING**, PO Box 24, Mullica Hill, NJ 08062.

**RED Alert! Alarm system kit.** Build this portable, programmable alarm system. About the size of a pack of cigarettes, this state-of-the-art alarm senses motion and emits a 110 dB alarm tone. Packed with features, the alarm uses a popular Motorola programmable microcontroller. Several pre-programmed chips are available, or write your own custom program. Build in an afternoon, use it tonight! Optional heavy duty enclosure also available. Call toll free 1 (800) 369-2290. **UNISON INTERNATIONAL**, PO Box 4957, New York, NY 10185.

**BUILD surveillance & countersurveillance equipment!** Detailed manual shows you how! Free information! **TECHNOTES**, Box 388-PE, Tehachapi, CA 93581-0388.

### INVENTIONS

**FREE Invention package:** **DAVISON & ASSOCIATES** offers customized development, patenting, and licensing for new products and ideas. Proven results: 1 (800) 677-6382.

### REAL ESTATE

**FORECLOSED properties!** HUD, VA, RTC, and bank owned! Special financing! Free guide with order! Call now for list in your area! 1 (800) 278-4663. 24 hrs.

## ANTIQUE RADIO CLASSIFIED

**Free Sample!**

Antique Radio's  
 Largest Circulation Monthly.  
 Articles, Ads & Classifieds.  
 6-Month Trial: \$16.95. 1-Yr: \$31.95 (\$47.95-1st Class).  
 A.R.C., P.O. Box 802-L12, Carlisle, MA 01741



### EDUCATION/INSTRUCTION

**FIX Any VCR!** Save money! Make money! 408-page manual, recommended by *Popular Electronics*, *Video Review*, *Video Business*, etc. Money-back guarantee. 42,000 sold! 704 illustrations + head-cleaning tool. Mail \$24.95 to **WORTHINGTON PUBLISHING**, Box 16691S, Tampa, FL 33687-6691.

**ELECTRICITY/Electronics training series** used by U.S. military. 24 volumes, other courses available. Free catalog. **FEDERAL TECHNICAL PUBLISHERS**, Box 1218 E Glen Lake, MN 55345.

**MAGNETIC Measurements Handbook.** \$20.00. Free descriptive literature. **MAGNETIC RESEARCH INC.**, PO Box 375, Butler, NJ 07405.

### SATELLITE TV

**VIDEOCYpher II** descrambling manual. Schematics, video and audio. \$18.95. Software \$25.00. Videocypher II 032, \$15.00. Videocypher II Plus, \$20.00. VCI1 Plus Software, \$30.00. **CABLETRONICS**, Box 30502P, Bethesda, MD 20824.

### CONVERTERS / DESCRAMBLERS

**30 DAY MONEY BACK GUARANTEE**  
**ORDERS SHIPPED WITHIN 24 HOURS HAVE MAKE & MODEL # READY FOR THE BEST PRICE & SERVICE**  
**HOME TECH COMMUNICATIONS**  
**CALL TODAY 1-800-310-1157**  
 NO TENN. SALES

### BUSINESS OPPORTUNITIES

**EASY work!** Excellent pay! Assemble products at home. Call toll free 1 (800) 467-5566 ext. 5730.

**START** your own technical venture! Don Lancaster's newly updated **Incredible Secret Money Machine II** tells how. We now have autographed copies of the Guru's underground classic for \$18.50. **SYNERGETICS PRESS**, Box 809-C, Thatcher, AZ 85552. (602) 428-4073. Visa/MC.

**GET paid \$268.20** per roll taking easy snapshots! No experience. Film supplied. **PHOTOTEK**, Box 2457, Dept. 2, Pinetown, CA 92549. Recorded information: (909) 659-9757 ext. 8.

**WANTED:** Do you know basic electronics? Start profitable payphone route and earn \$1,000.00 per week quickly! **Free details.** **QPE**, 7309 Cobia Lane, Hudson, FL 34667.

### BOOKS

**ROBOT books!** Free catalog by mail! Write: **COGNITIONS**, Dept. 1200, 71 Widow Sweets Rd., Exeter, RI 02822.

**MASTERCARD AND VISA** are now accepted for payment of your advertising. Simply complete the Classified Ad order form and we will bill you.

# BUY BONDS

## TIPS FOR MAIL ORDER PURCHASE

It is impossible for us to verify the claims of advertisers, including but not limited to product availability, credibility, reliability and existence of warranties. The following information is provided as a service for your protection. It is not intended to constitute legal advice and readers are advised to obtain independent advice on how to best protect their own interests based upon their individual circumstances and jurisdictions.

- 1. Confirm price and merchandise information** with the seller, including brand, model, color or finish, accessories and rebates included in the price.
- 2. Understand the seller's return and/or refund policy**, including the allowable return period, who pays the postage for returned merchandise and whether there is any "restocking" or "return" charge.
- 3. Understand the product's warranty.** Is there a manufacturer's warranty, and if so, is it for a U.S. or foreign manufacturer? Note that many manufacturers assert that, even if the product comes with a U.S. manufacturer's warranty, if you purchase from an unauthorized dealer, you are not covered by the manufacturer's warranty. If in doubt, contact the manufacturer directly. In addition to, or instead of the manufacturer's warranty, the seller may offer its own warranty. In either case, what is covered by warranty, how long is the warranty period, where will the product be serviced, is there a charge for service, what do you have to do to obtain service and will the product be repaired or replaced? You may want to receive a copy of the written warranty before placing your order.

- 4. Keep a copy of all transactions**, including but not limited to cancelled check, receipt and correspondence. For phone orders, make a note of the order including merchandise ordered, price, order date, expected delivery date and salesperson's name.
- 5. If the merchandise is not shipped within the promised time**, or if no time was promised, within 30 days of receipt of the order, you generally have the right to cancel the order and get a refund.
- 6. Merchandise substitution** without your express prior consent is generally not allowed.
- 7. If you have a problem with your order or the merchandise**, write a letter to the seller with all the pertinent information and keep a copy.
- 8. If you are unable to obtain satisfaction from the seller**, contact the consumer protection agency in the seller's state and your local Post Office.

If, after following the guidelines, you experience a problem with a mail order advertiser that you are unable to resolve, please let us know. Write to Advertising Department, Gernsback Publications Inc., 500B Bi-County Blvd. Farmingdale, NY 11735.

Be sure to include copies of all correspondence.

# DX LISTENING

By Don Jensen

## Popular- Priced Shortwave Receivers

Just how good are today's popular-priced shortwave receivers? That's a question posed by one of our readers, Z. Field of San Leandro, CA. "In your experience," he writes, "are new shortwave receivers in the under-\$200 price range better or worse than the \$100 to \$150, silicon, solid-state single-conversion communications that one used to see in the 1970's?"

"In the 1970's, some manufacturers were so proud of

their products that they published their technical specifications, but not today. Is the consumer just being had, or are the new receivers in this popular price range better?"

You asked for my opinion, "Z," and it is this: Overall, I believe that today's receivers offer the SWL considerably more "band for the buck" than did earlier generations of comparably priced sets. I also posed the question to receiver expert Larry Magne, publisher of the annual *Passport To World Band Radio*. Larry has been evaluating shortwave receivers for many years. His critical equipment reviews have appeared in *Passport* for more than a decade.

Here is his response: "In general, the worst receivers since WWII have been the silicon-transistorized single-conversion receivers that you mention! By the early 1970's, earlier technology had been perfected to the point where some tube-type receivers actually performed superbly. On the other hand, transistors were relatively new and lacking in some performance characteristics. The only real advantages that the transistorized units then had over tube sets were that they required less maintenance and their lower current draw made them more suitable as portables.

"The biggest difference, however, was in dynamic range. The transistorized receivers of the 1970's were more likely to overload than were comparable tube sets of the earlier generation. The transistor models also


had poorer signal-to-noise ratios than some of the vacuum-tube sets. But that's all history. You asked for a comparison with today's receivers.

"First, the only models worth considering are those with digital frequency synthesis. That allows for punch-in-the-frequency keypad tuning and accurate numerical-frequency display. Memory technology allows presetting specific station frequencies. All of that makes it much easier to tune in stations, and return to those same frequencies again and again. That is a great improvement over the old tuning knobs and inaccurate slide-rule dials of receivers past. It should be noted, though, that today's synthesized models tend to have slightly poorer signal-to-noise ratios than do non-synthesized models.

"As to the lack of published specs for many of today's radios, consider that a plus! Remember the old saw about liars, damned liars, and—worst of all—statisticians? In the past, shortwave-radio specifications had more to do with marketing interests than technological candor. Favorable or meaningless measurements often were cited. Also, there are various ways to measure a receiver's specs, some of which can give misleadingly optimistic results.

"That's why at *Passport To World Band Radio* we developed our own standards for shortwave measurement, and apply them equally to all models in *Passport's* annual 'Buyer's

### SEVENTH-DAY ADVENTIST RADIO BROADCASTS 1923 • 1993



### ADVENTIST WORLD RADIO

Adventist World Radio now airs SW programs from stations in Costa Rica, Italy, Russia, Ivory Coast, and Guam. This 1993 QSL card commemorates the 70th anniversary of Seventh-Day Adventist broadcasting. In the 1920's, WEMC broadcast on 833-kHz medium wave from the campus of what now is Andrews University in Michigan.



Guide,' as well as in our detailed equipment-review monographs, the *RDI White Papers*. In fact, we even have a monograph, *How to Interpret Radio Receiver Specifications and Measurements* to explain that important issue in detail."

Thanks, Larry! To readers seeking more information, *Passport to World Band Radio*, with its "Buyer's Guide," is available at major bookstores. The more detailed *RDI White Papers* are available for many of today's popular sets. For more information on those monographs, send your request and a self-addressed stamped envelope to International Broadcasting Services Ltd., Dept. PE, Box 300, Penn's Park, PA 18943.

#### HAVE A HEART

A curious and not widely known station is the *Voice of the Mediterranean*, broadcasting from the tiny island nation of Malta. Dan Smith, reporting in *Contact*, the monthly publication of the British World DX Club, says that that broadcaster calls itself, for reasons not explained, "a little radio with a big heart." It has been operating for more than six years as a joint venture of the Malta government and the broadcasting arm of its larger and sometimes belligerent neighbor across the Mediterranean, Libya.

The Voice of the Mediterranean has a very abbreviated, daily English schedule: 0600 to 0700 UTC on 9.765 kHz, and 1400 to 1500 UTC on 11,925 kHz. On Mondays, the program includes a segment reading

\*CREDITS: William Davenport, TN; Marie Lamb, NY; John McDonald, WA; Sheryl Paszkiewicz, WI; North American Shortwave Association, 45 Wildflower Road, Levittown, PA 19057.

listener's letters and on Wednesdays there usually is a tourism feature. The station uses a powerful 250-kilowatt transmitter at Germany's *Deutsche Welle* broadcast relay facility, Cyclops, located on the island.

#### IN THE MAILBOX

A note from A.J. "Brad" Bradford of Syracuse, NY, explains that he's a movie buff who has long been intrigued by the classic Bogart film, *Casablanca*. He adds, "I haven't made it to *Casablanca* yet, though some day I'd like to travel to North Africa. But how about tuning in Morocco on shortwave? Is there a SW station and does it have English-language programming?"

Yes, Brad, shortwave can be your magic carpet to the Casbah! *Radiodiffusion Television Marocaine*, the government shortwave outlet, does have a single English broadcast, Sundays only, from 1400 to 1500 UTC on 17,595 kHz.

Fred Stapleton, Midland, MI, a long-time reader of this column, writes saying that he remembers a question in this column a few years ago from an SWL who wanted to get seasonal hurricane reports on shortwave. Fred writes, "Now, *Radio Miami International's* 'Viva Miami!' program includes regular tropical-weather updates from the National Hurricane Center in Coral Gables, FL, during the June to November storm season."

Thanks, Fred. The program, hosted by an old friend and well-known DX enthusiast, Jeff White, is aired during the week at 0100 UTC on 9,955 kHz. Jeff, by the way, is interested in receiving letters from listeners. Write to Radio Miami International, P.O. Box 526852, Miami, FL 33152.

#### DOWN THE DIAL

What are you hearing? Drop me a note, and be sure to include the SW frequency and the time heard, in Universal Coordinated Time (UTC, as it is abbreviated, is the world time standard and is equivalent to EST + 5 hours, CST + 6, MST + 7, and PST + 8).

Here are some stations being reported by your fellow listeners:

**ARGENTINA**—11,710 kHz. *Radiodifusion Argentina al Exterior*, abbreviated as R.A.E., can be heard with tangos and English-French programming at around 0250 UTC.


**COSTA RICA**—6,150 kHz. *Adventist World Radio's* Latin America broadcasts from Alajuela, Costa Rica include Spanish and English announcements, and contemporary Christian

music. It has been heard on this frequency at around 0700 UTC.

**HONG KONG**—15,280 kHz. *British Broadcasting Corp.* relays its "World Service" programming from Hong Kong. You can find the "Newsdesk" program at 0400 UTC.

**MOLDOVA**—15,290 kHz. From this former part of the Soviet Union, *Radio Dniester International* broadcasts in English from 2030 to 2100 UTC. The half-hour program includes identification, news, sports, press reviews, and a list of those shortwave listeners who have written the station.

**SOLOMON ISLANDS**—5,020 kHz. An exotic logging is the *Solomon Islands Broadcasting Co.* shortwave outlet in the Pacific, noted at 1100 UTC with a good signal and easy-listening music. ■



THE MOST  
**AN IMPORTANT PART  
OF YOUR PHOTOCOPIER  
ISN'T PART OF  
YOUR PHOTOCOPIER**

Having a machine may not permit you to photocopy books, journals, newsletters and magazines.

The Copyright Clearance Center CAN.

Contact us to find out  
how you too can COPY RIGHT!<sup>SM</sup>

#### COPYRIGHT CLEARANCE CENTER

222 Rosewood Drive, Danvers, MA 01923 □ Tel. (508) 744-3350 □ Fax (508) 741-2318

© 1993 Copyright Clearance Center

# HAM RADIO

By Joseph J. Carr, K4IPV

## Monitoring SID's

Last May 10th, much of the United States and eastern Canada was treated to an annular solar eclipse. An eclipse occurs when the Moon passes between the Earth and the Sun during daylight hours, obscuring the Sun. A total

events, they tend to affect radio communications. Some sudden changes occur in shortwave propagation, especially in the bands most affected by the D-layer. Because the D-layer is the lowest and densest layer of the

those bands affected by the D-layer exhibit strange behavior.

A lot of experimenters monitor VLF bands for evidence of solar flares, which cause Sudden Ionospheric Disturbances (SID's). In the HF bands, SID's cause a decay of communications that often lasts hours. In the VLF bands, on the other hand, just the opposite occurs; there are often marked increases in signal levels.

Similar things occur during solar eclipses. Some people theorize that such behavior is due largely to the fact that lower-frequency (10–30 kHz) VLF signals have such long wavelengths that only a few waves fit between the Earth's surface and the bottom of the D-layer. As a result, the space between the surface and the D-layer acts much like a "duct" or microwave waveguide. Propagation is thus markedly different in the lower VLF bands than in the medium-wave and lower HF bands.

Reader Diane Lucas shared the results of her monitoring of the annular eclipse last May 10th. Diane is located in Ohio, and she monitored two U.S.-Navy VLF stations, NSS (Annapolis, MD) on 21.4 kHz and NAA (Cutler, ME) on 24 kHz. Her results are shown graphically in Fig. 1. The vertical axis of the graph plots the relative signal strength, while the horizontal axis plots time in UTC (Universal Coordinated Time).

The receiving equipment used by Diane Lucas consisted of an antenna

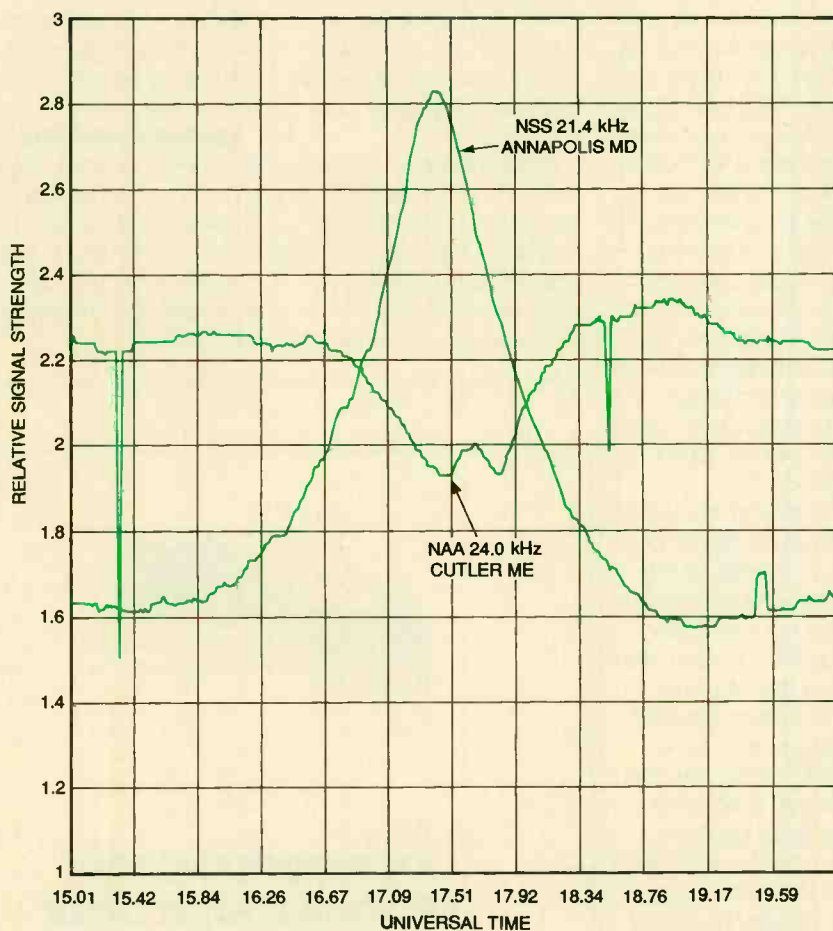


Fig. 1. This chart shows signal strength in Ohio during the May 10th, 1994 annular Solar eclipse.

solar eclipse covers the Sun entirely, resulting in blackout for a few moments. An annular eclipse, on the other hand, leaves a ring of solar light even during totality (hence the name "annular").

Eclipses are important to amateur-radio operators because, like many solar

ionosphere, its ionization level tends to decrease quickly after sundown because of rapid ion recombination. That's why the low-frequency HF bands tend to come alive with more distant stations right after sunset. Similar things occur during solar eclipses. As the Sun is blotted out,

connected to a homebrew tuned-radio-frequency (TRF) receiver. The receiver was designed by Art Stokes (N8BN) for use by members of the American Association of Variable Star Observers—Solar Division. The receiver consists of three transistor stages in a wide-band-amplifier configuration that produces up to 70 dB of gain throughout the VLF range of interest (10–30 kHz). The RF signal is then rectified in a full-wave voltage doubler made of 1N60 diodes, and integrated by a 100- to 270- $\mu$ F capacitor. The resulting DC output represents the relative signal strength, and can be recorded.

If you want to duplicate the receiver, and do a little SID hunting yourself, then send me a self-addressed stamped envelope (SASE). My address is P.O. Box 1099, Falls Church, VA, 22041. Overseas readers might want to include an international reply coupon or two. The circuit diagram is free, but I'd appreciate your help with the postage, so please send the SASE.

There is a printed-circuit board for the AAVSO receiver designed by Art Stokes. I no longer have any copies, but FAR Circuits (18N640 Field Court, Dundee, IL, 60118) can sell you one. Ask Fred at FAR Circuits for "Joe Carr's AAVSO receiver design" PC board. The printed-circuit board contains space for all the components except the tuning coils and a variable capacitor, which are mounted off-board.

Two basic configurations are seen in SID monitoring stations. Figure 2 shows the analog set-up in which the DC output of the VLF TRF receiver is directed to an analog strip-chart recorder. Many SID hunters use a Gulton 288 0–1-mA analog

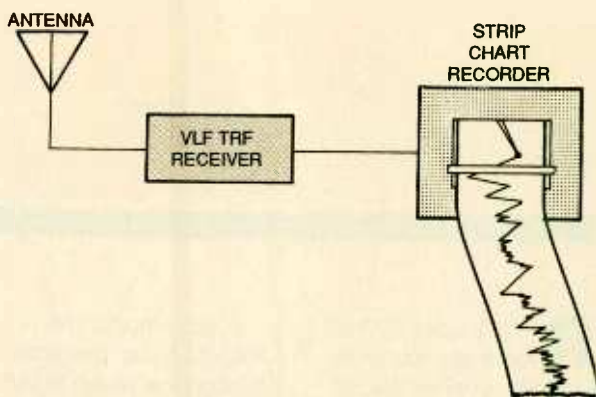


Fig. 2. This is an analog set-up for monitoring sudden ionospheric disturbances (SID's).

recorder for that. Others use a 0–5-volt recorder. The receiver normally produces a current output, but placing a 10K to 47K resistor across the output terminals produces a voltage output instead.

Figure 3 shows a digital configuration. It applies the output of the receiver to an A/D converter and the A/D converter's output to the input of a computer. Most A/D converters come with simple software to store the data, and some come with graphing capability as well. If your set-up can only store the data, then be advised that spreadsheet programs such as Excel can do the graphing for you. Incidentally, Doug Malone's Versatile Data Logger (*Popular Electronics*, July 1994) is ideal for this job (indeed, I bought one for my own SID-hunting station).

The antenna can be almost anything. I've used my 40- to 10-meter vertical and was surprised by the results. In talking with Art Stokes, who is, after all, the expert on SID-hunting hardware, I learned that most SID hunters use a straight vertical piece of aluminum tubing for an antenna. Diane Lucas reported using a 12-foot section of aluminum tubing to make the recordings shown in Fig. 1. Art Stokes told me that he has experimented with drain

downspouts and the aluminum roof of his (optical) observatory.

### MAR-X UPDATE

In this column, and elsewhere in *Popular Electronics*, I've discussed the Mini-Circuits MAR-x series of preamplifiers. A reader in Tacoma, WA wrote to me to let me know that he found the low-noise version (MAR-6) superior to his commercial preamp. He monitors satellites for reception of NOAA imagery. With the old preamp, his receiver set-up (Bearcat scanner and turnstile antenna) could receive 6 minutes of data as the "bird" passed overhead. With the MAR-6 device, he was able to consistently get 10 minutes. The reception allowed him to get imagery from Baja,

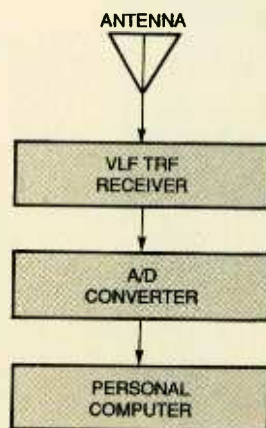


Fig. 3. Here is a suitable digital set-up for monitoring SID's.

Mexico all the way to northern Canada.

One thing that bothered me, however, was his report that the MAR-6 failed after six months. In his letter he said that he ran it from a 30-volt, unregulated, DC power source. I suspect that was the problem. The various MAR-x devices like voltages from 3.5- to about 5-volts DC, and use a resistor to drop the voltage from the DC power supply to that level. Unfortunately, too high a voltage, especially one that is unregulated, can cause damage. Other potential sources of damage include DC power-supply transients and lightning transients.

A good source for all of the MAR-x devices is Ocean State Electronics (6 Industrial Drive, P.O. Box 1458, Westerly, RI; Tel. 1-401-596-3080). I will still sell the kits (including a PC board) to those who want them, but I prefer that readers who want to buy the MAR-x devices without the PC board contact Ocean State. They can sell the MMIC chips cheaper than I can; the only reason I carried them in the first place was complaints from readers about not being able to obtain unusual but interesting chips in less than quantities of 50 each. After some rather stinging criticism, which was well taken, I stocked up on MAR-1 devices and sold them for an unholy (but nearly profitless) mark-up. Of course, if you want a whole bunch of them (25 or so), then the cheapest source is the manufacturer, Mini-Circuits (P.O. Box 350166, Brooklyn, NY 11235-0003).

By the way, when you write Ocean State, ask for the new parts catalog. It is particularly well stocked with parts for the radio and RF hobbyist, as well as for other interests. ■

# SCANNER SCENE

By Marc Saxon

## Monitoring "Bumper Beepers"

**R**adio Shack's *PRO-23* handheld, portable VHF/UHF scanner has 50 memory channels set up in five banks of ten channels each. That arrangement makes it convenient for you to group stored frequencies according to service or importance. In addition, there are five monitor-memory channels that allow you to temporarily store new frequencies discovered while

in search mode. The *PRO-23* is also programmed to scan the seven NOAA weather-service channels by means of an instant-access button.

The scanner doesn't cover the 30–50-MHz "low bands." It is focused on higher things. The unit covers the VHF aeronautics band from 108 to 137 MHz, then heads right into other action bands: 137 to 174 MHz, 406 to 512 MHz, and 806 to 956 MHz (minus the cellular bands, of course.)

Scanning speed is 12 channels per second, and search speed is 19 channels per second. The IF frequencies are 10.8 MHz and 450 kHz. Sensitivity is 0.6  $\mu\text{V}$  in the 137–174-MHz band; 0.5  $\mu\text{V}$  between 406 and 512 MHz; and 0.7  $\mu\text{V}$  above 806 MHz. In the VHF aeronautics band, it's 1.3  $\mu\text{V}$ .

Standard features include a priority channel, channel lockouts, a keyboard lock, a BNC antenna connector, and a rubberized antenna. The *PRO-23* requires four AA-type NiCd or alkaline batteries, and can also be used with an optional AC or DC adapter.

The *PRO-23* is attractively styled, easy to operate, and a good performer. For those who don't require coverage of the VHF "low band," or more than 50 channels, while they're on the go, the *PRO-23* is certainly worth serious consideration. It will save you some money when compared to handhelds with more channels and 30–50-MHz coverage.

### ON THE RIGHT TRACK

Scanning has many interesting and little-explored aspects that are seldom written about. It's easy to become so involved in listening in on two-way communications that you overlook the fact that there's some really puzzling other stuff to hear—stuff that puts you right in the middle of car thefts, intrigue, and undercover police operations. Let's take a peek at one of those areas.

"Electronic surveillance" can mean several things. In many instances it calls for tracking a person, item, or (often) a vehicle. A tiny, low-powered transmitter is hidden somewhere in or under the target vehicle. That sends out a signal that can be accessed by mobile or portable direction finders in order to pinpoint the exact location of the transmitter. Law-enforcement agencies use that method to follow the movement of a vehicle that might not be easy to tail. Or it can move along hidden in a shipment of illegal drugs.

Those tracking transmitters, usually called "bumper beepers" or simply "beepers," can be picked up by scanners. It's true that you won't know very much about what you're hearing, but you will know that the transmitter must be within a few miles of your location.

Usually what you'll hear is a series of beeps, which are repeated about every 5 or 10 minutes. One monitored a few weeks ago used 12



*Radio Shack's handheld PRO-23 is an attractive, easy-to-use VHF/UHF scanner that stores 50 channels set up in five banks of ten channels each.*

beeps and was repeating them every five minutes. After approximately two weeks, each unit shuts itself off automatically.

Many police and federal agencies have bumper beepers operating in the 30.86–31.94-MHz band. There are 28 such frequencies there, each spaced in 40-kHz steps (30.86, 30.90, 30.94, 30.98 MHz, etc.).

In addition, several federal agencies are reputed to be using certain other frequencies for that purpose. For instance, the FBI has long been reported using 40.17 and 40.22 MHz. You might want to see if you can pick anything up there.

The Secret Service has been said to use 406.75, 407.80, 408.50, and 408.975 MHz. The Bureau of Alcohol, Tobacco, and Firearms has allegedly used 165.5125 and 170.4125 MHz. The Customs Service has reportedly used 164.4625, 164.8625, 165.4875, 166.6625, and 166.8625 MHz.

In many ways, bumper beepers are very similar to the wildlife-tracking transmitters used by the National Park Service and other agencies, although land and sea wildlife trackers are intended for longer operational life. Some NPS trackers operate between 30.05 and 30.25 MHz.

The LoJack anti-car-theft device operates on 173.075 MHz. Mobile units use 2.5 watts and transmit a pulse once per second while they are in the process of being tracked by the police. When a vehicle is reported stolen, the owner calls the police. They then send out the mobile transmitter's activation signal from their 300-watt base station. The LoJack-equipped stolen car can then be tracked from police vehicles equipped with

special direction-finding Lo-Jack receivers. That system is not yet operational nationwide, but about 20 states have the system operating in some areas.

#### WHY NOT ASK?

Barney Troy, of Florida, writes to say that he often finds unusual activity on 464.50 MHz. He wonders what kind of frequency that is, since he can't quite pin down what kind of activities he is monitoring.

Barney might be monitoring practically anything on that so-called "itinerant" frequency. It's one of those "catch-all" channels that make scanning so much fun. Everybody turns up on those frequencies—from hot-air balloonists to private detectives, hospitals, construction crews, ranchers and farmers, truckers, sports teams, shipyards, and more.

Might as well plug in the other itinerant channels. They're just like 464.50 MHz, and should prove equally interesting. Tune in on 151.505, 151.625, 158.40, 464.55, 469.50, and 469.55 MHz and see what you can hear. They're all in use nationwide.

From La Junta, Colorado, comes a letter asking if we have any frequencies used by the USAF Thunderbirds. A recent edition of the *Radio Monitors Newsletter of Maryland* (P.O. Box 394, Hampstead, MD 21074-0394) reports reception on 141.85, 143.85, 235.24, 322.95, 413.10, and 413.15 MHz. Those include ground-crew channels. A sample issue of the RMNM newsletter is \$3; a yearly subscription (12 issues) costs \$29.

That's all for now. Until next time, write to us at *Scanner Scene*, **Popular Electronics**, 500-B Bi-County Blvd., Farmingdale, NY 11735.

# 3 NEW BOOKS for the Project Builder




#### BP350—ELECTRONIC BOARD GAMES .....\$6.00

Twenty novel electronic board games that you can build from the plans in this book. Whether you are interested in motor racing, searching for buried treasure on a desert island or for gold in Fort Knox, spinning the wheel of fortune, or doing a musical quiz—there is something for you to build and enjoy!


#### PCP119—ELECTRONIC MUSIC AND MIDI PROJECTS .....\$14.95

Save cash by building the MIDI gadgets you need. Want a MIDI THRU box, program change pedal, Metronome, analog echo unit, MIDI patchbay or switcher? Over 16 practical and very useful music and MIDI projects—all in this book! The projects are explained in detail with full instructions on assembly.



#### BP301—ANTENNAS FOR VHF AND UHF .....\$6.00

From installing a TV or FM antenna to setting up a multi-antenna array for shortwave listening or amateur radio, this book explains the basics of VHF and UHF antenna operation and installation. The text describes in easy-to-understand terms the essential information about how antennas work, the advantages of different antenna types, and how to get the best performance from an antenna.



Mail to: **Electronic Technology Today, Inc.**  
P.O. Box 240 • Massapequa Park, NY 11762-0240

#### Shipping Charges in USA & Canada

\$0.01 to \$5.00.....\$1.50	\$30.01 to \$40.00 .....\$5.50
\$5.01 to \$10.00.....\$2.50	\$40.01 to \$50.00 .....\$6.50
\$10.01 to \$20.00.....\$3.50	\$50.01 and above .....\$8.00
\$20.01 to \$30.00.....\$4.50	

Sorry, no orders accepted outside of USA and Canada. All payments must be in U.S. funds only.

Number of books ordered.

Total price of books .....	\$ _____
Shipping (see chart) .....	\$ _____
Subtotal .....	\$ _____
Sales Tax (NYS only) .....	\$ _____
Total enclosed .....	\$ _____

Name \_\_\_\_\_  
Address \_\_\_\_\_  
City \_\_\_\_\_ State \_\_\_\_\_ ZIP \_\_\_\_\_


Please allow 6-8 weeks for delivery.

February 1995, Popular Electronics

# ELECTRONICS LIBRARY

## The ARRL Antenna Book 17th Edition

edited by R. Dean Straw



Regardless of how much amateur radio has changed since 1939, these words, from the foreword to the first edition of this book, remain true today: "...there is greater room for increased performance through superior antenna systems than in any other part of the equipment." Fifty-five years and 16 editions later, the antenna system is still the key to station performance.

This book-and-software package provides a wealth of

re-written, to reflect the benefits stemming from the latest computer modeling programs. The HF Yagi Arrays chapter is completely new, with more than 70 optimized designs for the HF bands. The Propagation chapter contains extensive tables on the elevation angles necessary for communication throughout the world. Those tables cover the full solar cycle, from all regions of the U.S. They provide vital new information for antenna-system planning.

The software includes a state-of-the-art Yagi analysis program and a sophisticated propagation-prediction program, along with transmission-line analysis and other general-utility programs.

*The ARRL Antenna Book, 17th Edition, costs \$30 and is published by The American Radio Relay League, 225 Main Street, Newington, CT 06111; Tel. 203-666-1541; Fax: 203-665-7531.*

**CIRCLE 90 ON FREE INFORMATION CARD**


### THE INTERNET BUSINESS BOOK

by Jill H. Ellsworth and Matthew V. Ellsworth

As the Internet rapidly becomes an integral part of modern business, being on the Internet becomes important to a business' image and efficiency. To conduct business on the Internet safely and successfully, it is necessary to understand all the quirky rules and guidelines.

This book provides a complete, step-by-step guide to the Internet for all types of businesses. It helps users develop the strategies necessary to make the best use of this new interactive medium.

The book is divided into five main parts, beginning with an explanation of what the Internet



is and how to get connected. It goes on to discuss how to create a business presence on the Internet, including techniques currently used and those that are—and are not—considered acceptable. The book shows readers how to use the Internet's tools for e-mail, market research, test marketing, conferencing, and more. The section on doing business on the Internet includes designing a business plan and deciding which service provider best meets your needs. Finally, the book provides a listing of useful Internet resources, categorized by profession and function, which covers hundreds of databases, libraries and subject areas.

*The Internet Business Book costs \$22.95 and is published by John Wiley & Sons, Inc., 605 Third Avenue, New York, NY 10058.*

**CIRCLE 91 ON FREE INFORMATION CARD**

### ELECTRONIC COMPONENTS CATALOG

from Mouser Electronics

This 276-page catalog contains more than 45,000 in-stock, factory-authorized electronic-component selections from

practical information on antennas, feed lines, and propagation—subjects of great interest to radio amateurs and professionals alike. Several chapters have been completely

more than 100 quality-conscious manufacturers like AMP, Teccor, SGS Thomson, Littelfuse, Amphenol, 3M, and Belden. The catalog includes semiconductors, passive components, electromechanical devices, resistors, capacitors, switches, transformers, inductors, wire and cable, connectors, publications, equipment, and supplies.

Intended as a resource guide for buyers, engineers, and manufacturing managers, the catalog provides specification drawings and up-to-date, guaranteed prices. A quick-index on the front cover and a comprehensive index of both manufacturers and product categories make it easy to find specific products.

*The Electronic Components Catalog is free upon request from Mouser Electronics, 2401 Highway 287 North, Mansfield, TX 76063; Tel. 800-992-9943 or 817-483-4422.*


**CIRCLE 92 ON FREE INFORMATION CARD**

## POWER SUPPLY COOKBOOK

by Marty Brown

This book provides an easy-to-follow, step-by-step design framework for a wide variety of power supplies. It allows readers with a basic knowledge of electronics to create a very complicated power-supply design in less than one day.

With the common, industry-standard design approaches presented in each section, the



book teaches readers to design linear, switching, and quasi-resonant switching power-loop supplies in an organized fash-

ion. Formerly complicated design topics—such as magnetics, feedback-loop compensation design, and EMI/RFI control—are all described in simple language and design steps. The book also details easy-to-modify design examples that provide readers with a design template useful for creating a variety of power supplies.

*Power Supply Cookbook costs \$39.95 in hardcover and is published by Butterworth Heinemann, 313 Washington Street, Newton, MA 02158-1626; Tel. 617-928-2500; Fax: 617-928-2620.*


**CIRCLE 93 ON FREE INFORMATION CARD**

## MICROWAVE OVEN REPAIR

Third Edition

by Homer L. Davidson

The affordable, versatile microwave oven has changed the way we cook, eat, and live, and has become an essential kitchen appliance. This book gives students, apprentices, and technicians the hands-on infor-



mation they need to troubleshoot and repair almost any microwave-oven problem.

Reflecting the continual improvements in microwave technology, the third edition has been revised and updated. It includes dozens of all-new diagrams that illustrate today's microwave circuitry, as well as details on the latest test equipment and procedures used by major appliance manufacturers. Specific solutions to more than 200 common microwave-oven malfunctions are provided in the text.

The book's clear instructions, accompanied by hundreds of

illustrations and photographs, show readers how to perform radiation-leakage tests, fix defective switches, replace a magnetron, install a new fan motor, and more. Case histories are included to demonstrate what worked—and what didn't work—in real-life repair situations.

*Microwave Oven Repair, Third Edition costs \$24.95 and is published by Tab Books Inc., Blue Ridge Summit, PA 17294-0850; Tel. 1-800-233-1128.*

**CIRCLE 98 ON FREE INFORMATION CARD**

## HOTCAKE (HANDBOOK OF A THOUSAND COMMON ACRONYMS TO KNOW IN ELECTRONICS)

from Rothschild & Associates

Those who are stumped by terms such as "BORSCHT, BLOB, OOF, POTS," and "SWEAT," will appreciate this 28-page handbook, which defines hardware and software acronyms used in communications, IC design, computer architecture, RF and microwave, video graphics, and networking—including the Internet. The book, which is updated twice yearly, also includes acronyms for worldwide standards, organizations, societies, consortiums, and government agencies and programs. General terms used in electronic engineering and business are covered as well.

FYI: BORSCHT is defined as "battery-feed, overvoltage, ringing, supervision, coding, hybrid, and test (functions of all-inclusive telecommunications device)." BLOB is "binary large object (database)." OOF stands for "out of frame (communication error)." POTS is defined as "plain old telephone service," and SWEAT as "standard water-level electromigration-acceleration test."

*Individual copies of HOTCAKE are available for \$9.75, and a two-year subscription (four issues) for \$29, from Rothschild & Associates, 175 Knibloe Hill Road, Sharon, CT 06069-2215; Tel. 203-364-1915; Fax: 203-364-1917.*


**CIRCLE 89 ON FREE INFORMATION CARD**

## DOUBLESPACE WITHOUT THE DOUBLETALK

by Martin Boehmer

DoubleSpace is the data-compression program that ships with every copy of Microsoft's DOS 6.x. This book provides straight talk on how you can use the program with confidence to double your hard drive's capacity.

The book walks you through the important preliminary work required for installing DoubleSpace. It describes the concept of data compression, what it does to your hard drive, and how to make it work to your



advantage. The information is presented in short, complete learning units with icons that let you know in advance just how complicated each unit's topic is.

Highlights of the book include an overview of data-compression software applications, pointers on managing and deleting DoubleSpace drives, troubleshooting advice, advanced techniques, and three shareware utility programs. The included diskette contains "CheckIt PRO: CKMEDIA Applet," which detects and reports defects on hard drives, floppies, or SyQuest/Bernoulli drives; "Free Disk Space," which lets you view used/free space on all drives in text or graphic mode; and "Led's Stacker Directory," a quick fix for making a better Stacker directory command.

*DoubleSpace Without the DoubleTalk costs \$19.95 and is published by Abacus, 5370 52nd Street SE, Grand Rapids, MI 49512.*

**CIRCLE 88 ON FREE INFORMATION CARD**

# NEW PRODUCTS

## Portable Scope-Plus- Meter

The *ScopeMeter Series II*, a new version of *Fluke's* award-winning *ScopeMeter* test tool, combines a dual-channel, 50-MHz digital-storage oscilloscope and a 3½-digit, true-rms multimeter in a rugged, battery-powered hand-held unit. The new models add measurement functions such as the "Measure Menu," which automatically configures Series II for any of 30 measurement tasks, and "Continuous Autoset," which eliminates the front-panel reconfiguring that other instru-



ments require as the user moves from one test point to the next.

The *ScopeMeter Series II* is easier to use than its predeces-

sor. With just a few keystrokes, the user can access a windowing menu structure that provides quick access to any function. The full-view waveform in the meter mode means that users who traditionally make readings with a multimeter no longer have to switch to scope mode to see a waveform view of a signal. The instrument continuously displays waveforms at the same time as it displays measurement values. Users who need greater waveform detail can get a full-screen view by switching to the scope mode.

Two min/max functions also have been added. The Min Max TrendPlot function simultaneously graphs the minimum, maximum, and average readings of a signal over time, anywhere between two minutes and 30 days. The Min Max Envelope function provides a record of all changes to the displayed scope waveform, simultaneously displaying the minimum and maximum values.

Four models are available. The single-channel *Fluke 91* and the dual-channel *Fluke 92*, like each of the Series II models, have a backlit display and include context-sensitive hints and a button for additional information about functions and instrument operation. The dual-channel *Fluke 96* and *Fluke 99* also feature a 600-volt, optically isolated RS-232 interface for direct print-out. The Model 99 adds a built-in signal generator capable of producing sine wave, square wave and component test signals. It also performs waveform mathematics and can store 10 screens, 20 waveforms, and 40 instrument setups. In addition, optional *FlukeView* software for DOS- or Windows-based PC's is available for the Model 99.

Manufacturer's preliminary prices for the Models 91, 92, 96, and 99 are \$1295, \$1595, \$1895, and \$2195, respectively. For more information, contact

Fluke Corporation, P. O. Box 9090, Everett, WA 98206; Tel. 800-44-FLUKE; Fax: 206-356-5116.

**CIRCLE 101 ON FREE INFORMATION CARD**

## BENCHTOP DIGITAL MULTIMETER

For use in electronic repair, production test, and laboratory applications, the *Model BDM35* digital multimeter from *Wavetek* features a built-in frequency counter and capacitance meter. The Model BDM35 measures AC and DC current in five ranges to 20A and resistance in six ranges to 40 megohms. It also performs a diode test and continuity functions. All functions on the autoranging meter are accessed via front-panel push buttons. For user safety and simplicity, input jacks are boldly labeled, and both the 2A and 20A jacks are fully fused. The large LCD readout has both a 42-segment bar graph and ½-inch-high digits.



Several useful troubleshooting features are included. Data Hold freezes readings for later viewing. Min/Max Record stores the highest and lowest reading over a period of time (like a data logger). Mem/Read records the meter's last function and the measurement taken in that function, which is helpful when aligning or troubleshooting electronics that require a comparison of two measurements taken using different functions. Hold freezes the display for later viewing.

In addition to its DMM functions, the BDM35 combines the convenience of a frequency



counter and a capacitance meter in a single unit. Adjusting oscillators, setting clock speeds, and verifying capacitors can all be accomplished quickly and easily using the standard test leads supplied with the meter.

The BDM35 benchtop multi-meter costs \$369. For more information, contact Wavetek Corporation, 9145 Balboa Avenue, San Diego, CA 92123; Tel. 619-279-2200.

**CIRCLE 102 ON FREE INFORMATION CARD**

## UNDERWATER METAL DETECTOR

Fisher Research Laboratory has introduced the first waterproof version of their popular Quick-Silver metal detector. The CZ-20 is a target-I.D. machine that is submersible to 250 feet. It can detect buried metal in salt water, fresh water, shallow water, and on land.

The CZ-20 offers two search modes. In its silent-running,



slow-motion, target-I.D. mode, trash is ignored. A hot, wide-scan auto-tune mode is intended for all-metal searching. Two bright red LED's flash over the target, varying in intensity according to signal strength.

Other features include no-motion pinpointing, faint-target audio boost, Fourier Domain signal analysis for increased depth and accurate target identification, and a distinctive big-target alert. The CZ-20 also uses a three-tone target-I.D. system: a low tone for iron; a mid-tone for pull-tabs, foil, and most gold rings; and a high tone for U.S. coins, silver rings, and some gold rings.

The metal detector is easy to use. It features a cushioned arm rest, a soft foam grip, and control housing that slips off the handle for hip-mounting.

The CZ-20 has a suggested retail price of \$1250 with an

eight-inch search coil or \$1270 with a 10½-inch coil. For additional information, contact Fisher Research Laboratory, Department PE, 200 West Willmott Road, Los Banos, CA 93635; Tel. 209-826-3292; Fax: 209-826-0416.


**CIRCLE 103 ON FREE INFORMATION CARD**

## THE TECHNOLOGY CLOCK

The *Technology Clock* from *Hanover Clocks* allows you to forget about all the old memory aids used to learn the International Color Code. Instead, you can learn by watching the clock, relating the hours of the time to the colors. You will know that green means five o'clock, and that 7 o'clock is violet—without guessing or counting on your fingers.

The *Technology Clock* is a 14-inch diameter, quartz-movement, accurate wall clock that will automatically teach you the binary and the hexadecimal systems. It also includes the Ohm's Law for power, voltage, resistance, and current, right on the clock face.

The *Technology Clock* costs \$39.95 plus \$4 shipping and



handling. For additional information, contact Hanover Clocks, Inc., 5316 Highway 421 North, Wilmington, NC 28401; Tel. 1-800-426-6837; Fax: 910-343-0101.

**CIRCLE 104 ON FREE INFORMATION CARD**

## PRO-2005/6 COMPUTER INTERFACE

With its high speed and nearly unlimited memory, the computer makes the scanner really work. Even when the operator is away,



the computer can continue to search out frequencies and record them into memory channels. For use with the Realistic PRO-2005 and PRO-2006 scanners, the *OptoScan 456* computer interface from *Optoelectronics* provides hardware and software for full computer control of all scanning functions. It also includes CTCSS tone, DCS code, and DTMF character reading integrated with the software scan and log functions.

The hardware can sense when a computer interface is established and then places the radio's microprocessor into stand-by mode. Control over all radio functions then passes to

the computer. A 9-pin serial cable is provided for direct RS-232 interface with a computer's serial port. A 3.5-mm stereo cable can be used for CI-V multi-radio interface using the CX12 adapter, and a 2.5-mm phone jack provides software control of a tape recorder. Detachable cables and matching jacks eliminate the need for soldering, cutting, or drilling.

Included in the introductory package is Custom OptoScan 456 software, an OEM version of Scan\*Star. It supports tone, code, and touch-tone character decoding as well as received-signal level.

The OptoScan 465 complete installation kit, including the assembled and tested controller board, mounting hardware, cables, and software, costs \$299. For more information, contact Optoelectronics Inc., 5821 NE 14th Avenue, Ft. Lauderdale, FL 33334; Tel. 1-800-327-5912; Fax: 305-771-2052.

**CIRCLE 105 ON FREE INFORMATION CARD**

FULL- OR PART-TIME JOB/BUSINESS:

## Learn VCR repair!



Career-level home study. Master easy-to-learn, high-profit repairs without buying costly, high-tech instruments. Free literature: send or call 24 hours a day.

**800-223-4542**

Name \_\_\_\_\_ Age \_\_\_\_\_

Address \_\_\_\_\_ Phone (\_\_\_\_) \_\_\_\_\_

City \_\_\_\_\_ State \_\_\_\_\_ Zip \_\_\_\_\_

## The School of VCR Repair

PCDI, 6065 Roswell Road  
Dept. VRB341, Atlanta, Georgia 30328

## Be a computer repair expert!

Career-level home study course. Learn all about PC repairs, troubleshooting, installation, upgrading, servicing.

Open your own business; become a more valuable employee. For free literature: send or call 24 hours a day.

**800-223-4542**




Name \_\_\_\_\_ Age \_\_\_\_\_

Address \_\_\_\_\_ Phone (\_\_\_\_) \_\_\_\_\_

City \_\_\_\_\_ State \_\_\_\_\_ Zip \_\_\_\_\_

## The School of PC Repair

PCDI, 6065 Roswell Road  
Dept. JJB341, Atlanta, Georgia 30328



# YOU CAN WIND YOUR OWN COILS?

There's no trick to it except knowing what you are doing. In a unique, 106-page book you can become expert in winding RF, IF, audio and power coils, chokes and transformers. Practically every type of coil is discussed and necessary calculations are given

with the mathematical data simplified for use by anyone. Get your copy today!

Mail coupon to:

**Electronics Technology Today, Inc.**  
P.O. Box 240 • Massapequa Park, NY 11762-0240

Please send me my copy of *Coil Design and Construction Manual* (BP160). I enclose a check or money order for \$8.45 to cover the book's cost and shipping-and-handling expenses. NY state residents must add local sales tax.

Name \_\_\_\_\_

Address \_\_\_\_\_

City \_\_\_\_\_ State \_\_\_\_\_ ZIP \_\_\_\_\_

All orders must be paid in U.S. funds only. Sorry, no orders accepted outside of USA and Canada. Please allow 6-8 weeks for delivery.

## MULTIMEDIA WATCH

*(Continued from page 7)*

*Falcon Gold*, the complete Falcon 3.0 collection on CD-ROM. The disc includes *Falcon 3.0*, *MiG-29*, *Hornet: Naval Strike Fighter*, *Operation: Fighting Tiger*, and *Art of the Kill*. This is the most complete PC flight-game collection ever, and it sells for under \$75.

To help game enthusiasts

### WHERE TO GET IT

Capstone/IntraCorp, Inc.  
Airport Corporate Center  
7200 Corporate Center Drive,  
Suite 500  
Miami, FL 33126  
Tel. 305-591-5900

CH Products  
970 Park Center Drive  
Vista, CA 92083  
Tel. 619-598-2518

Compact Publishing  
P.O. Box 40310  
Washington, DC 20016  
Tel. 1-800-964-1518

Compton's New Media  
2320 Camino Vida Roble  
Carlsbad, CA 92009  
Tel. 619-929-2500

Creative Multimedia  
513 N.W. 13th Avenue,  
Suite 400  
Portland, OR 97209  
Tel. 503-241-4351

Deep River Publishing, Inc.  
P.O. Box 9715-975  
565 Congress St., Suite 200  
Portland, ME 04104  
Tel. 207-871-1684

Hyperglot Software  
314 Erin Drive  
Knoxville, TN 37939-0746  
Tel. 615-558-8270

Microsoft Corporation  
One Redmond Way  
Redmond, WA 98052  
Tel. 206-882-8080

Pixis Interactive  
P.O. Box 3684  
Tustin, CA 92681  
Tel. 714-669-1818

Spectrum Holobyte, Inc.  
2490 Mariner Square Loop  
Alameda, CA 94501  
Tel. 510-522-3584

Turner Home Entertainment  
P.O. Box 2203  
South Burlington, VT 05407  
Tel. 1-800-294-0022

fly better in any aircraft simulation game. CH Products' *Flightstick Pro*, in either a PC or Mac version, is a high-quality joystick with special features added to enhance flight games. While the features on the two joysticks differ slightly, both have built-in throttle controls and programmable fire buttons, triggers, and multi-function switches that can activate specific game commands right from the stick. Custom settings can be loaded for many popular flight games, including the ones from Spectrum Holobyte that I just mentioned. The *Flightstick Pro* sells for \$129.95 for a Mac version and \$99.95 for a PC version. Contact CH Products for information on more flight-control gear for home entertainment systems. ■

## THINK TANK

*(Continued from page 30)*

attach a piezoelectric annunciator across the resistor/LED circuit (i.e., in parallel with the LED/resistor series circuit.) If the voltage at that part of the circuit is too high, throw a current-limiting resistor in series with the annunciator. You'll have to experiment with resistor values (starting with a high one—say 1 megohm—and working down until you get sound), but it should work. If that part of the circuit receives AC, you will also need to place a rectifier in series with the buzzer.

That's all for this month. Until next time, you can write to me here at *Think Tank*, **Popular Electronics**, 500-B Bi-County Blvd., Farmingdale, NY 11735. If your letter appears here, you'll receive a *Think Tank II* or other book from our library. ■

# FOOD NEVER LOOKED SO GOOD



LEAVE YOUR CANNED FOOD CONTRIBUTION AT ONE OF OUR COLLECTION POINTS.



Enter A World Of Excitement with a Subscription to

# Popular Electronics®

Get the latest electronic technology and information monthly!

Now you can subscribe to the magazine that plugs you into the exciting world of electronics. With every issue of Popular Electronics you'll find a wide variety of electronics projects you can build and enjoy.

Popular Electronics brings you informative new product and literature listings, feature articles on test equipment and tools—all designed to keep you tuned in to the latest developments in electronics. So if you love to build fascinating electronics, just fill out the subscription form below to subscribe to Popular Electronics... It's a power-house of fun for the electronics enthusiast.

## EXCITING MONTHLY FEATURES LIKE:

- CONSTRUCTION**—Building projects from crystal sets to electronic roulette
- FEATURES**—Educational training on digital electronics, Ohm's Law, Antennas, Communications, Antique Radio, Simplified Theory
- HANDS-ON-REPORTS**—User test comments on new and unusual consumer products
- SPECIAL COLUMNS**—Think Tank, Circuit Circus, Computer Bits, DX Listening, Antique Radio, Scanner Scene, Amateur Radio

## PLUS: ALL OUR GREAT DEPARTMENTS!

You'll get 12 exciting and informative issues of Popular Electronics for only \$18.95. That's a savings of \$23.05 off the regular single copy price. Subscribe to Popular Electronics today! Just fill out the subscription order form below.

MODEL ROCKET LAUNCHER • CES ROUND-UP • TELEPHONE-CALL ROUTER

MAY 1994

# Popular Electronics

**TIME-DELAYED MODEL-ROCKET LAUNCHER**  
Add a touch of class and safety with this deluxe controller

**CONSUMER ELECTRONICS SHOW ROUND-UP**  
Satellite TV gets small, multimedia gets big, 300 gets real, and other news direct from the show floor

**Build A Distinctive Ring Switch**  
It routes your telephone calls to the right person or device

**A Relay Station For Your Remote Control**

Save 55% Off The Regular NEWSSTAND Rate

FOR FASTER SERVICE CALL TODAY

**1-800-827-0383**

(7:30AM-8:30PM) EASTERN STANDARD TIME

## Popular Electronics® SUBSCRIPTION ORDER FORM

APEB5

P.O. Box 338, Mt. Morris IL. 61054

**YES!** I want to subscribe to Popular Electronics for 1 Full year (12 Issues) for only \$18.95. That's a savings of \$23.05 off the newsstand price.

(Basic Subscription Rate—1 yr/\$21.95)

- Payment Enclosed  Bill me later  
Please charge my:  Visa  Mastercard

Acct. #

Signature

Exp. Date

PLEASE PRINT BELOW:

NAME

ADDRESS

CITY

STATE

ZIP

Allow 6 to 8 weeks for delivery of first issue. U.S. Funds only.

In Canada add \$6.68 Postage (Includes G.S.T.) All Other Foreign add \$7.50 Postage.

# Want To Be A Partner In A Group That Has A Multi- Billion Dollar Surplus Each Year?

## You Are.

If you're one of the 133 million working Americans and 6 million employers who contribute to Social Security each year, you're already a partner in a group with a multi-billion dollar surplus. Social Security was designed to provide every working member of society with a foundation for retirement. In addition, you get disability insurance and survivor benefits for your family. It's a partnership you can rely on. Learn more about *your* benefits. Write: Dept. 37, Pueblo, Colorado 81009.



Department of Health and Human Services

### PC TROUBLESHOOTING

(Continued from page 52)

charges for live, phone-in tech support. However, the systems are not likely to render phone-in tech support obsolete. That is because Fax documents are generic and tend to repeat material already contained in the user's manual. You also need to know what to ask for in the first place. When faced with a PC emergency you might prefer the comfort of a "live" support technician.

Many hardware vendors now use remote computing as a high-tech method of providing technical support. With on-line, remote diagnostic support, you make an initial voice call to tech support, and the technician can then dial up your system through a modem.

Once a tech accesses your computer, he or she can diagnose setup and hardware problems, and can even properly configure your PC. The tech can examine the AUTOEXEC.BAT, CONFIG.SYS, WIN.INI, and SYSTEM.INI files, software and printer setups, and other configurations. He or she can also see exactly what's on your screen, diagnose problems, install files and software, and even watch you work. That way, you don't have to read setup files line by line on the phone or Fax a printout.

Further, the program's chat mode lets you and the technician compare notes during diagnosis. Even better results are possible if you have a second telephone line to maintain a separate voice connection with the tech during the session.

Remote diagnostic systems won't help you if your PC's power supply is dead or if the PC won't boot, but for most non-fatal problems it offers an alternative to conventional phone-in technical support. Try it; you might like it.

Most of us are familiar with the CompuServe on-line utility. Many hardware and software vendors offer free technical support there.

Computer support forums you can access typically include: technical bulletins, upgrade information, tips and shortcuts, printer and video drivers, software-bug fixes, user-submitted application files and templates, new-product information, and demos. You

can also find a "tell it like it is" product-experience database of messages from individual forum members discussing their systems or software. It's wise to check out the message traffic before buying a firm's product.

Over 300 hardware and software manufacturers strut their stuff on CompuServe. You can also access the wide range of ZiffNet computer services (GO ZIFFNET) through CompuServe, though you have to be a ZiffNet member to do so. Some vendors also have set-up shop with competitors such as America On-line, BIX, GENie, and Prodigy.

With software vendors focusing increasingly on support-for-a-fee methods, you might find that you have to repeat your on-line support request several times before it's answered. Also, the support you receive might be generic, and it might simply refer you to a Fax document you can request.

However, many hardware and software vendors have established 24-hour, dedicated multi-user BBS's to support their products. Their boards offer much of the same information as the support forums on CompuServe and other on-line utilities, although the vendor BBS's have more of a "company store" atmosphere. Most support BBS's are configured similarly to hobbyist boards and use similar software.

Vendor-sponsored BBS's let you read questions and answers of other product users, and they also offer a large library of technical notes and problem solutions. You might be required to be a registered user to use some BBS services.

The bottom line is, no matter what form of service and support you have access to, remove the lid of your PC before disaster strikes, and become familiar with what's inside. You might be surprised to find that what's underneath the lid might be considerably more friendly than what lies under the hood of your family car. ■

## TODAY'S THE DAY

Stop Smoking.

 American Heart Association

# Popular Electronics

**The HDTV Revolution**  
**Fluorescent Power System**  
**The Exciting World of Home Radio**  
**Surviving Security Systems**  
**Shaky!**  
**Logic Probe**  
**DIY Electronics**

Plans for the world's zaniest plaything—  
**September 1989**

**Build a Super-Simple Linear Power Supply**  
**Popular Electronics**  
**Make a Mac**  
**The Electronic Prognosty**  
**All About Receiver Susceptibility**  
**Build the Socket Sentinel**  
**What Do Electrical Engineers Do?**  
**Popular Electronics**  
**Put together your own Macintosh computer—**  
**September 1991**

**Popular Electronics**  
**Square Tesla Coil**  
**Stick Level Monitor**  
**Build the Auto Scoop**  
**Popular Electronics**  
**Build the Tesla Coil that went square!**  
**August 1989**

**Popular Electronics**  
**Build Your Own Dice-Roulette Game**  
**Lucky Lotto Selector**  
**Build the Tesla Coil that went square!**  
**Popular Electronics**  
**Take a chance on our Dice-Roulette project—**  
**April 1989**

Get the one you missed!

# Popular Electronics®

Popular Electronics back issues are available although quantities of some issues are nearly exhausted. Here's an opportunity to complete your collection, or obtain a selected back issue you cannot find elsewhere. This offer is valid only when using the coupon on this page or a photo copy.

## Special Back Issue Offer!

Please circle the issue(s) ordered!

	Jan.	Feb.	Mar.	Apr.	May	June	July	Aug.	Sep.	Oct.	Nov.	Dec.	
1987	1	2	3	4	5	6	7	8	9	10	11	12	
1988	1	1987-1988 back issues not available								11	12	13	14
1989	25	26	27	28	29	30	31	32	33	34	35	36	
1990	37	38	39	40	41	42	43	44	45	46	47	48	
1991	—	49	—	50	51	52	53	54	55	56	57	58	
1992	59	60	61	62	63	64	65	66	67	68	69	70	
1993	71	72	73										

Note: Issues prior to November 1988 are "Hands-on Electronics"—the predecessor of Popular Electronics.

## How to determine cost!

Quantity	Price per copy		
	United States	Canada	Foreign
1-5	\$6.50 US	\$6.50 US	*
6-11	5.50	5.75	\$8.00 US
12-23	5.00	5.25	7.50
24 and more	4.50	4.75	7.00

Prices include handling and shipping. Prices subject to change. All orders payable in U.S.A. funds only, via international money order, check drawn on a U.S.A. bank, or acceptable credit card (Visa, MasterCard) in U.S.A. funds. Allow 6-8 weeks delivery. Foreign orders may take longer. \*Minimum foreign order—6 issues.

Visa       MasterCard       USA Bank Check       US or Int. Money Order

[Note: Credit Card minimum order is \$15.00.]

Credit Card Number \_\_\_\_\_ Exp. Date \_\_\_\_\_ / \_\_\_\_\_

Signature \_\_\_\_\_

Name \_\_\_\_\_

Address \_\_\_\_\_

City \_\_\_\_\_ State \_\_\_\_\_ ZIP \_\_\_\_\_

Send Orders To: CLAGGK, Inc., P.O. Box 4099, Farmingdale, NY 11735. Sorry, no telephone orders.

# What Do These Prestigious Companies Have In Common?

## Aerovox®

DC Film and RFI Suppression Capacitors, Aluminum Electrolytic and AC Oil Capacitors, EMI Filters

## AMP

Electrical/Electronic Connectors, IC Sockets, PCB Switches

## AMRAD Engineering, Inc.

Motor Run Capacitors, HID Lighting Capacitors, Power Factor Correction Capacitors



Miniature and Subminiature Coaxial Connectors and Cable Assemblies.

## AVX CORPORATION

MLC, Tantalum and Thin Film Capacitors, Resistors, Networks, Integrated Passive Components, Trimmers, Oscillators, Resonators, Filters, Piezo Devices, and Connectors

## BERG ELECTRONICS

High Density and Industry Standard Connectors/Subsystems

## CAROL

Electronic and Electrical Wire and Cable and Power Supply Cords

## COLE FLEX

Tubing, Conduits, Hose, Sleeveings, Splices, Insulation and Cable Harness Products, Power Cords and Cordsets

## Communications Instruments, Inc.

Relays and Solenoids

## COOPER

Fuses, Fuseholders, Fuse Blocks, and Fuse Accessories

## CORNELL DUBILIER

Capacitors-Aluminum Electrolytics, Mica, AC Oil, Film, MICA Paper and Relays



Dale Electronics, Inc.

Resistors, Networks, Oscillators, Displays, Inductors, Thermistors, Connectors, & Transformers

## DANTONA INDUSTRIES, INC.

Batteries: Computer, Cordless Phone, Laptop, Scanner, Alarm and Medical  
Antennas: Cordless Phone and Scanner

## DEARBORN WIRE AND CABLE L.P.



## EATON

Eaton Corporation, Commercial & Military Controls Operation  
Switches, Relays, Displays and Keyboards



Quartz Crystals, Clock Oscillators, Surface Mount Products, Programmable Devices

## GERNSBACK PUBLICATION

Popular Electronics  
Electronics Now Magazine

## GUARDIAN

Relays and Solenoids

## KEMET

Multilayer Ceramic and Solid Tantalum Capacitors

## KOA SPEER

Resistors, SMT Tantalum Capacitors Inductors, Resistor Networks, SMT Thermistors

## MALLORY

North American Capacitor Company  
Tantalums, Aluminums, Sonalaters® Ceramics, Films and AC's

## Mitron

Quartz Crystal  
Hybrid Oscillators

## muRata®

Fixed Ceramic Capacitors, Variable Capacitors and Resistors, Crystal Oscillators, Ceramic Filters, Resonators, EMI Filters, Hybrid Circuits and more.

## Panasonic Industrial Company

Resistors, Resistor Networks, Ceramic, Film, Electrolytic, Double Layer Capacitors, Potentiometers, Switches, Inductors, Filters, Resonators, Varistors, Thermistors

## Philips Components

Resistors, Ferrite Components  
Aluminum Electrolytic, Film & Ceramic Capacitors

They sell through distributors.  
They belong to the E.I.A.  
They belong on your vendor list.

## Quam

Loudspeakers and Commercial Sound Products

## ROHM

Resistors, Ceramic Capacitors, Transistors/Diodes, Opto Components and IC's

## SELECTA

Switches, Relays, Terminals, Indicator/Pilot Lights, LED Indicators, Test Clips, Test Leads, Cable Ties and Heat Shrinkable Tubing

## SPRAGUE

Tantalum Capacitors, Wet & Foil Capacitors, Resistor Networks, Resistor Capacitor Networks, Filters

## Switchcraft

Switches, Connectors, Jacks, Plugs, Jackfields & Audio Accessories, Cable Assemblies

Leadership in electronics is not just a matter of designing products better and manufacturing them better, but also of marketing them better. And the sponsors of this message understand that better service to customers requires effectively involving distributors as part of their marketing teams.

Distributor involvement means lower prices, quicker deliveries, better service over-all. The Buyer wins...the Seller wins.

Distributors help achieve marketing leadership. So does the manufacturer's involvement in the Components Group of the Electronic Industries Association. EIA fosters better industry relations, coherent industry standards, and the sharing of ideas, which helps one another and serves customers better.

In choosing your component supplier, look for the marks of leadership--

availability through distribution membership in E.I.A.



Our 70th Anniversary Year

Electronic Industries Association/Components Group  
2001 Pennsylvania Avenue, N.W., 11th Floor  
Washington, D.C. 20006  
Phone: (202) 457-4930  
Fax: (202) 457-4985

Committed to the competitiveness of the American electronics producer.

## FM TRANSMITTER

(Continued from page 36)

(right) and J2 (left) inputs, but the input-voltage levels must fall within reasonable limits. For example, a microphone by itself does not put out enough voltage, so a pre-amplifier or an amplified mike mixer is necessary. The same applies to many record players.

The recommended inputs for the Transmitter are the line-level outputs of a stereo device, but many don't have those outputs. So instead, you can use the earphone or speaker output of a small radio, tape player, or CD player. However, be careful not to use the speaker output of a powerful Hi-Fi system as direct input to the Transmitter jacks. Using that output, or any other audio level that is too high, will result in a terribly distorted sound. If you suspect an audio source is too powerful, you can use an attenuating dubbing cord, an attenuating connector, or a similar device to drop the output to an appropriate level.

Shielded audio cables should be used for the interconnections. Depending on the cable terminations, you might need adapters for the many types of plugs and jacks in common use. Those are readily available at Radio Shack and elsewhere.

Note that you can use two entirely different audio sources—such as the outputs of a tape player and a CD player—as inputs to the FM Stereo Transmitter. Remember, the Transmitter has both a left and right channel, and an FM receiver will receive them both. On a stereo FM receiver, one input is heard on the right speaker and the other on the left speaker. The stereo's balance control can be used to mix or separate them.

**Checkout and Use.** You'll need a nearby stereo FM radio to adjust your transmitting frequency and balance. Tune the radio to a suitable "open" frequency that will not interfere with any broadcast stations (see the "Frequency Range Selection" box). With either the telescoping or external antenna connected, turn on the FM Stereo Transmitter. Then use a plastic (not metal) alignment tool to adjust inductor L1 while listening for a quieting in the FM radio's normal background

## FREQUENCY RANGE SELECTION

When deciding what frequency to transmit on, choose one that is not being used by an FM-broadcast station that can be received in your location. In order to comply with Federal Communications Commission (FCC) Part 15 regulations, it is your responsibility to determine fully that your operation will not cause interference to broadcast reception.

It is not sufficient to search for an apparently open frequency using a simple FM portable radio. Many medium power National Public Radio stations might be received by a neighbor with a good receiver and an outdoor antenna. Interfering with such reception is a direct violation of Federal law!

The most reliable way of finding a truly open frequency on the FM band is to check that band with a very good FM receiving system that uses an external antenna. If you don't have access to such a radio, most modern FM car radios are also very sensitive.

When choosing an operating frequency, remember that most digital-tuned FM receivers—regardless of whether they are portable, mobile, or hi-fi—are designed to tune in 200-kHz increments. Therefore, they might not properly receive a signal operating between those pre-tuned, standard broadcasting frequencies.

Unauthorized operation of small transmitting devices is discussed in Part 15 of the FCC Rules. Licensed, FM-broadcast stations have the right to interference-free broadcasting, and their listeners have the right to interference-free reception. Make sure you are not interfering with those rights when you use your Transmitter. ■

noise. Maximum quieting indicates you are transmitting on the receiver's frequency.


Adjust audio-level potentiometers R1 and R4 to their minimum level (fully counterclockwise) and set balance control R7 to the center position. Connect your audio sources to jacks J1 (right) and J2 (left). Advance R1 and R4 and you should begin to hear the audio on your stereo FM receiver. You might also have to increase the volume setting on your receiver.

When you have sufficient volume on each "channel" (left and right), adjust R7 all the way clockwise. You should only be able to receive one channel. Turning R7 all the way counterclockwise should enable you to receive only the other channel. To balance the audio, set R7 so that both channels can be received equally.

**Troubleshooting.** When operating with a fresh 9-volt alkaline battery, and without audio input, your Transmitter should draw about 32 milliamperes (about 37 milliamperes if you've added an LED power indicator). You can measure that with a milliammeter in series with the battery. If your Transmitter deviates more than 20% from that figure, you might have made an error in assembly.

If you think you have made an error, use Fig. 4 to double-check the placement and orientation of all components. Also, check all solder joints and cable connections.

If you can not get your Transmitter to transmit, check first to see if your audio sources are operating. If they are, then make sure you're tuning the correct portion of the broadcast band, based on the value you used for C16. That could be the problem, and you might end up unintentionally interfering with broadcast transmissions in another portion of the FM band. Frequency drift (caused by a weak battery or temperature extremes) can also cause you to broadcast out of the anticipated broadcast band. ■



## Your Ticket To SUCCESS

Over 28,000 technicians have gained admittance worldwide as certified professionals. Let your ticket start opening doors for you.

IS CET offers Journeyman certification in Consumer Electronics, Industrial, Medical, Communications, Radar, Computer and Video. For more information, contact the International Society of Certified Electronics Technicians, 2708 West Berry Street, Fort Worth, TX 76109; (817) 921-9101.

Name \_\_\_\_\_

Address \_\_\_\_\_

City \_\_\_\_\_

State \_\_\_\_\_ Zip \_\_\_\_\_

Send material about IS CET and becoming certified.

Send one "Study Guide for the Associate Level CET Test." Enclosed is \$10 (inc. postage).

# Countersurveillance

**Never before has so much professional information on the art of detecting and eliminating electronic snooping devices—and how to defend against experienced information thieves—been placed in one VHS video. If you are a Fortune 500 CEO, an executive in any hi-tech industry, or a novice seeking entry into an honorable, rewarding field of work in countersurveillance, you must view this video presentation again and again.**

*Wake up!* You may be the victim of stolen words—precious ideas that would have made you very wealthy! Yes, professionals, even rank amateurs, may be listening to your most private conversations.

*Wake up!* If you are not the victim, then you are surrounded by countless victims who need your help if you know how to discover telephone taps, locate bugs, or “sweep” a room clean.

There is a thriving professional service steeped in high-tech techniques that you can become a part of! But first, you must know and understand Countersurveillance Technology. Your very first insight into this highly rewarding field is made possible by a video VHS presentation that you cannot view on broadcast television, satellite, or cable. It presents an informative program prepared by professionals in the field who know their industry, its techniques, kinks and loopholes. Men who can tell you more in 45 minutes in a straightforward, exclusive talk than was ever attempted before.

## Foiling Information Thieves

Discover the targets professional snoopers seek out! The prey are stock brokers, arbitrage firms, manufacturers, high-tech companies, any competitive industry, or even small businesses in the same community. The valuable information they filch may be marketing strategies, customer lists, product formulas, manufacturing techniques, even advertising plans. Information thieves eavesdrop on court decisions, bidding information, financial data. The list is unlimited in the mind of man—especially if he is a thief!

You know that the Russians secretly installed countless microphones in the concrete work of the American Embassy building in Moscow. They converted



**CALL NOW!**

**1-516-293-3751**

**HAVE YOUR VISA or MC CARD AVAILABLE**

what was to be an embassy and private residence into the most sophisticated recording studio the world had ever known. The building had to be torn down in order to remove all the bugs.

## Stolen Information

The open taps from where the information pours out may be from FAX's, computer communications, telephone calls, and everyday business meetings and lunchtime encounters. Businessmen need counselling on how to eliminate this information drain. Basic telephone use coupled with the user's understanding that someone may be listening or recording vital data and information greatly reduces the opportunity for others to purloin meaningful information.

The professional discussions seen on the TV screen in your home reveals how to detect and disable wiretaps, midget radio-frequency transmitters, and other bugs, plus when to use disinformation to confuse the unwanted listener, and the technique of voice scrambling telephone communications. In fact, do you know how to look for a bug, where to look for a bug, and what to do when you find it?

Bugs of a very small size are easy to build and they can be placed quickly in a matter of seconds, in any object or room. Today you may have used a telephone handset that was bugged. It probably contained three bugs. One was a phony bug to fool you into believing you found a bug and secured the telephone. The second bug placates the investigator when he finds the real thing! And the third bug is found only by the professional, who continued to search just in case there were more bugs.

The professional is not without his tools. Special equipment has been designed so that the professional can sweep a room so that he can detect voice-activated (VOX) and remote-activated bugs. Some of this equipment can be operated by novices, others require a trained countersurveillance professional.

The professionals viewed on your television screen reveal information on the latest technological advances like laser-beam snoopers that are installed hundreds of feet away from the room they snoop on. The professionals disclose that computers yield information too easily.

This advertisement was not written by a countersurveillance professional, but by a beginner whose only experience came from viewing the video tape in the privacy of his home. After you review the video carefully and understand its contents, you have taken the first important step in either acquiring professional help with your surveillance problems, or you may very well consider a career as a countersurveillance professional.

## The Dollars You Save

To obtain the information contained in the video VHS cassette, you would attend a professional seminar costing \$350-750 and possibly pay hundreds of dollars more if you had to travel to a distant city to attend. Now, for only \$49.95 (plus \$4.00 P&H) you can view *Countersurveillance Techniques* at home and take refresher views often. To obtain your copy, complete the coupon or call.

**CLAGGK INC. PE**  
P.O. Box 4099 • Farmingdale, NY 11735

Please rush my copy of the Countersurveillance Techniques Video VHS Cassette for a total cost of \$53.95 each (which includes \$4.00 postage and handling).

No. of Cassettes ordered \_\_\_\_\_  
Amount of payment \$ \_\_\_\_\_  
Sales tax (N.Y.S. only) \_\_\_\_\_  
Total enclosed \_\_\_\_\_  
Bill me  VISA  MasterCard  
Card No. \_\_\_\_\_  
Expire Date \_\_\_\_\_ / \_\_\_\_\_  
Signature \_\_\_\_\_  
Name \_\_\_\_\_  
Address \_\_\_\_\_  
City \_\_\_\_\_ State \_\_\_\_\_ ZIP \_\_\_\_\_

All payments in U.S.A. funds. Canadians add \$4.00 per VHS cassette. No foreign orders.



## HANDLING CONTROL

(Continued from page 39)

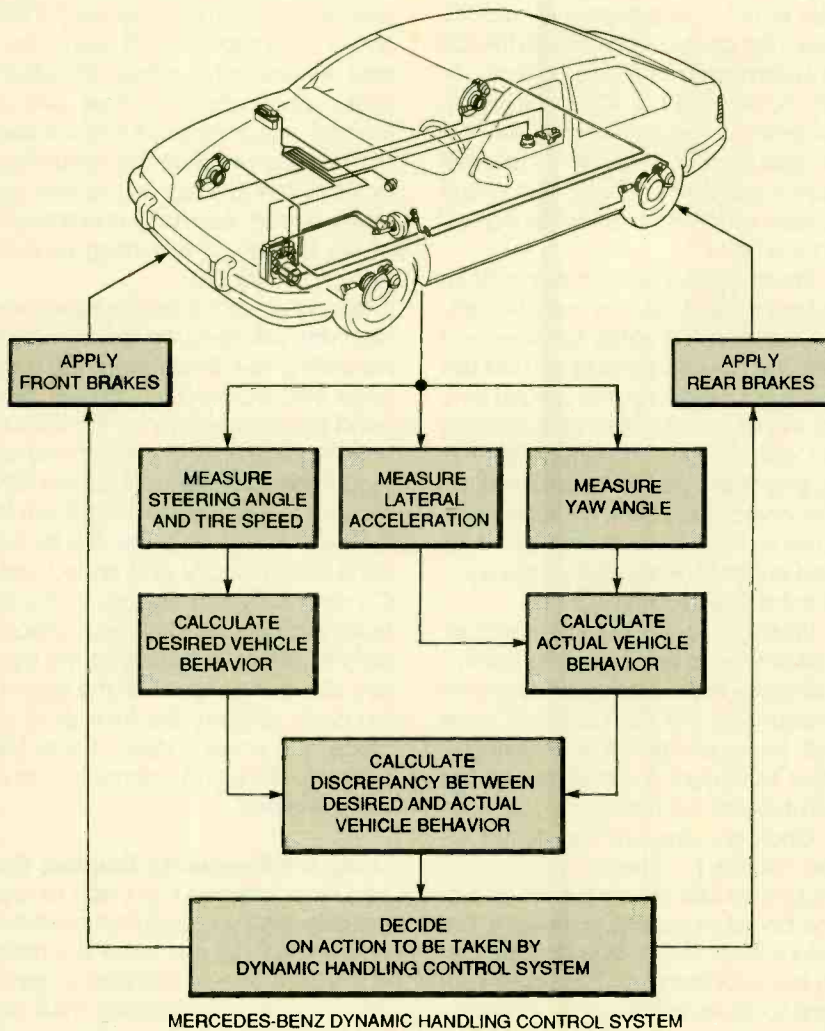


Fig. 3. This block diagram of the Mercedes-Benz/Bosch VDC system shows how braking commands are calculated from steering and wheel-speed sensors, a lateral accelerometer, and a yaw sensor.

while cutting the manufacturing cost drastically.

**Forgetting Old Habits.** Like cars equipped with ABS and TCS, driving a car with systems like VDC will require some changes in driving habits. Drivers of cars with ABS already know they have to firmly apply brakes rather than "pump the brakes" when they experience a skidding situation. With VDC, drivers have to overcome previously learned habits of applying opposite steering when they start skidding. Now they have to "trust" the system and keep the steering wheel

at a constant angle.

Finally, drivers should be cautioned that handling-control systems will not repeal the laws of physics. No electronic system will prevent disaster if you lose traction while attempting a turn designed for 35 mph at 70 mph!

Mercedes-Benz says that the VDC will initially be optional on its V-8 and V-12 cars at a cost of about \$3000. ABS, which Bosch also introduced in 1978, was also very expensive when it first appeared. However, costs have dropped drastically as ABS received widespread acceptance. The same thing will probably happen if and

## FOR MORE INFORMATION

Robert Bosch Corp.  
2800 South 25th Ave.  
Broadview, IL 60153

BMW of North America, Inc.  
300 Chestnut Ridge Rd.  
Woodcliff, NJ 07675

Mercedes-Benz of North America  
One Mercedes Drive  
Montvale, NJ 07645

when this new safety feature becomes popular.

While a date for the availability of BMW's comparable DCS3 system has not been announced as of this writing, it has also been shown to the public. Considering the fierce competition between BMW and Mercedes-Benz, it probably will not be long. It is rumored that the BMW system's software would allow drivers to "dial in" the amount of drift allowed before the handling control starts operating. That is in keeping with BMW's philosophy of providing driver's cars for enthusiasts who like to "hang out" the tail a bit! ■

## You Need Tree City USA

City trees add the soft touch of nature to our busy lives.


Support Tree City USA where you live. For your free booklet, write: Tree City USA, The National Arbor Day Foundation, Nebraska City, NE 68410.

 The National Arbor Day Foundation



# VCR Cross Reference

**NOW Find the right Part  
for your VCR**



## With the ISCET VCR CROSS REFERENCE

This 270-page reference contains both model and part-number cross-references updated to include 1992 units.

VCR's are made in a few factories from which hundreds of different brand names and model numbers identify cosmetically-changed identical and near-identical manufactured units. Interchangeable parts are very common. An exact replacement part may be available only a few minutes away from you even though the manufacturer supplier is out-of-stock. You may be able to cannibalize scrap units at no cost!

The ISCET VCR Cross Reference is pre-punched for standard loose-leaf binding. . . \$38.00 plus \$3.00 for shipping for each Reference.

**Claggk Inc.  
VCR CROSS REFERENCE OFFER  
P.O. Box 4099  
Farmingdale, New York 11735**

Name \_\_\_\_\_

Business \_\_\_\_\_

Address \_\_\_\_\_

City \_\_\_\_\_

State \_\_\_\_\_ Zip \_\_\_\_\_

Phone \_\_\_\_\_

Enclose \$38.00 for the Third Edition of the ISCET VCR Cross Reference and \$3.00 for shipping for each Reference.

The total amount of my order is \$ \_\_\_\_\_  
Check enclosed—do not send cash.

or please charge my credit card.  
 Visa  MasterCard Exp. Date \_\_\_\_/\_\_\_\_/\_\_\_\_

Card No. \_\_\_\_\_

Signature \_\_\_\_\_

New York State residents must add applicable local sales tax to total.

## 25 MHz COUNTER

*(Continued from page 57)*

mounting the IC's on the component side of the board. Note that most IC pins must be soldered on both the foil and component sides. To do that, begin by tacking the IC's in place by soldering a couple of pins on the board's foil side. Because of the small board size and relatively high circuit density, use the smallest soldering iron tip you have.

When all the IC's are in place, finish soldering all of the pins that need soldering on the board's foil side, and then turn the board over. You will see that all of the power and ground pins, as well as certain other pins, must be soldered on the component side. The IC pins that need to be soldered on the component side all have large pads to make the soldering go easier, and to identify which pins on the component side require soldering.

When all of the IC's are soldered, check each of the connections with a continuity tester, particularly the connections for the ICM7224 (U3); once the display is in place, you will not be able to correct any mistakes on the U3's foil-side connections.

Once you are sure that all the IC's are installed correctly, it is time to mount the display on the foil side of the board as indicated in Fig. 4. First solder all of the foil-side connections to the LCD, then turn the board over and solder all of the component-side connections.

The next step is to mount and solder all of the discrete components. All of those mount on the component side, with the exception of the three LED's, which, like the LCD, are mounted on the foil side. Be sure to note the orientation for all of the polarized components and the Zener. Note that to aid in assembly, the LED cathodes and the transistor emitters were given square pads. When installing the LED's, mount them so that they stick up about 3/8 of an inch, measured from the board surface to the LED's extreme top. Be sure to solder all parts on both sides of the board anywhere that pads are provided.

Once all parts are mounted, double check all soldered connections to ensure you have not only good electrical connections, but also that there

are no shorts or solder bridges. The board is very compact, and mistakes are easy to make.

While the enclosure for the project is not critical, the one mentioned earlier is nearly ideal and was used by the author in his prototype; it does, however, require some minor modifications. Using a hand grinder (like a Dremel) and a miniature circular-saw blade, trim each of the mounting posts in the project box down by about 1/8-inch. Also, take a notch out of the upper left mounting post to make room for U4.

Regardless of the enclosure you select, you will need to drill holes for mounting the three switches and three BNC connectors. You will also need to drill openings for the display and the three LED's. Once that is done, mount the switches and connectors securely to the case and wire them to the appropriate points on the board using 5-inch lengths of stranded wire. Connect a 9V battery clip to the B1 terminals; be sure to observe proper polarity. Attach a battery to the battery clip, lay the board on the mounting posts, and put the face plate in place and screw it down. Label the switches, LED's, and connectors, and you are done.


**Using the Frequency Counter.** The frequency counter is a cinch to use; the only thing you need to be careful of is which input you use. If you have any doubts about what kind of signal you are going to be testing, then use the rectifying input. The only time that you should use the unbuffered input is when you know you are working with TTL or 5-volt CMOS circuits. The ICM7224 has a certain degree of input-protection circuitry, but you can fry it if you try hard enough.

If you are using too low a range, then the over-range indicator will flash at you. Switch to a higher range.

Notice that although the display is only four digits, the ranging feature of the counter can give you up to eight digits of precision. Say, for example, the frequency you are measuring is 10.018763 MHz. In the "MHz" range, you will read "10.01" on the display; then switch to the "Hz" range, and you will read "8763", with an overflow indication. That way, you can achieve the same degree of precision as you would with an 8-digit display. ■

# Market Center™

## GET THE SESCOM SOLUTION!



### FEATURES:

- 1/2 RACK SIZE FOR COMPACT DESIGN
- CAN BE USED ON TABLE OR IN RACK
- FULL LINE OF MOUNTING ACCESSORIES
- CLEAR FINISH STANDARD, FOR BLACK OR GOLD ADD \$5.00 PER BOX

Boxes		
MODEL	DESCRIPTION W x H x D (IN.)	PRICE \$
RSB-3	7.5 x 1.65 x 3	25.00
RSB-5	7.5 x 1.65 x 5	31.25
RSB-7	7.5 x 1.65 x 7	38.00
RSB-9	7.5 x 1.65 x 9	45.00
RSB-11	7.5 x 1.65 x 11	51.50
RSB-13	7.5 x 1.65 x 13	58.25



### FEATURES:

- FOUR MODELS AVAILABLE IN HALF AND FULL RACK WIDTHS
- CLEAR, BLACK AND GOLD ANODIZED FINISHES
- CONSTRUCTED OF 1.0" SQUARE ALUMINUM TUBING

Table Top Racks		
MODEL	DESCRIPTION W x H x D (IN.)	PRICE \$
RSR-6	11.5 x 15.2 x 11.25	60.00
RSR-8	11.5 x 18.8 x 11.25	65.00
RSR-10	11.5 x 22.6 x 11.25	70.00
RSR-12	11.5 x 26.4 x 11.25	75.00
RSR-6-19	21.0 x 15.2 x 11.25	70.00
RSR-8-19	21.0 x 18.8 x 11.25	75.00
RSR-10-19	21.0 x 22.6 x 11.25	80.00
RSR-12-19	21.0 x 26.4 x 11.25	85.00

### New, Low Cost Mini Shear



SHR-2  
\$300.00

SHIPPED WITHIN 48 STATES

- 8" CUTTING CAPACITY
- SMALL SIZE: 10.8" X 5.5" X 22.7"
- CUTS PCB MATERIAL & PLASTICS UP TO .080" & ALUMINUM TO .063"

## RACKEM 'N' STACKEM™ SERIES




**RACK CHASSIS**  
PANELS ARE .063" ALUMINUM; STANDARD FRONT AND REAR PANELS ARE CLEAR ANODIZED. BLACK OR GOLD PANELS ALSO AVAILABLE FOR ADDITIONAL \$5.00

Rack Chassis		
MODEL	DESCRIPTION W x D x H (in.)	PRICE \$
1RU5	19 x 5 x 1.75	34.00
1RU7	19 x 7 x 1.75	36.50
1RU10	19 x 10 x 1.75	38.75
*1RU12	19 x 12 x 1.75	42.75
*1RU15	19 x 15 x 1.75	45.75
*1RU17	19 x 17 x 1.75	48.75
2RU5	19 x 5 x 3.5	36.50
2RU7	19 x 7 x 3.5	38.75
2RU10	19 x 10 x 3.5	41.25
*2RU12	19 x 12 x 3.5	45.25
*2RU15	19 x 15 x 3.5	48.25
*2RU17	19 x 17 x 3.5	51.25
3RU5	19 x 5 x 5.25	46.00
3RU7	19 x 7 x 5.25	48.50
3RU10	19 x 10 x 5.25	51.00
*3RU12	19 x 12 x 5.25	54.00
*3RU15	19 x 15 x 5.25	57.00
*3RU17	19 x 17 x 5.25	60.00

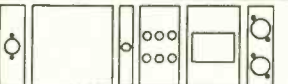
Dual Slope Cabinets		
MODEL	DESCRIPTION W x D x H (in.)	PRICE \$
DS-1	4 x 6 x 4	40.00
DS-2	6 x 6 x 4	43.00
DS-3	8 x 6 x 4	46.00
DS-4	10 x 6 x 4	49.00
DS-5	12 x 6 x 4	52.00
DS-6	14 x 6 x 4	55.00
DS-7	4 x 8 x 6	50.00
DS-8	6 x 8 x 6	54.00
DS-9	8 x 8 x 6	58.00
DS-10	10 x 8 x 6	62.00
DS-11	12 x 8 x 6	66.00
DS-12	14 x 8 x 6	70.00

### LOWER PRICES!



DUAL SLOPE CABINET  
PANELS ARE .063" ALUMINUM

## BOX-IT™ SYSTEM



A NEW MODULAR SYSTEM FOR FAST AND EASY CONSTRUCTION WITH NO TOOLS

- ASSEMBLES WITH ONLY A PHILLIPS SCREWDRIVER
- OVER 180 PREPUNCHED FRONT AND REAR PANELS TO MIX AND MATCH IN CLEAR, BLACK & GOLD ALUMINUM
- FULL RANGE OF BOXES AVAILABLE IN FULL & HALF RACK WIDTHS; RACK MOUNT OR TABLE TOP STYLES
- ELECTRONIC COMPONENTS (VU METERS, SWITCHES, POTS, CONNECTORS, ETC.) ALSO AVAILABLE




RF SHIELDED BOXES  
HOT TIN-PLATED STEEL

### RF Shielded Steel Boxes

MODEL	DESCRIPTION L x W x H (Inches)	PRICE \$
SB-1	2.1 x 1.9 x 1.0	4.50
SB-2	3.3 x 1.9 x 1.0	6.00
SB-3	4.2 x 1.9 x 1.0	9.00
SB-4	6.3 x 1.9 x 1.0	10.50
SB-5	3.3 x 2.7 x 1.1	9.50
SB-6	4.8 x 2.7 x 1.1	11.50
SB-7	6.4 x 2.7 x 1.1	13.20
SB-8	2.6 x 2.7 x .63	7.00
SB-9	3.2 x 2.7 x .63	8.25
SB-10	4.8 x 2.7 x .63	9.00
SB-11	6.3 x 2.7 x .63	10.75
FTS-1	1000 pF/50VDC SOLDER TYPE	.85
FTS-1-1	1000 pF/50VDC SCREW-IN TYPE	3.50

PERFECT FOR RF AND CLOCK TYPE CIRCUITS AND ALLOW THE ELIMINATION OF SPILLOVER AND UNWANTED SIGNALS. THE BOXES COME WITH DIVIDERS AND THE LIDS CAN BE SOLDERED TO THE CASE. 1000 pF/50VDC FEED THRU CAPACITORS ARE AVAILABLE AS SOLDER OR SCREW-IN TYPES.




**HEAVY DUTY RACK CHASSIS**  
PANELS ARE .080" ALUMINUM AND ARE FIELD REMOVABLE. STANDARD FRONT & REAR PANELS ARE CLEAR ANODIZED. BLACK PANELS AVAILABLE FOR ADDITIONAL \$15.00

### Metal Cabinets

MODEL	DESCRIPTION W x D x H (in.)	PRICE \$
MC-1A	4 x 3 x 2	12.00
MC-2A	6 x 3 x 2	14.00
MC-3A	8 x 3 x 2	16.00
MC-4A	4 x 5 x 3	14.00
MC-5A	6 x 5 x 3	16.00
MC-6A	8 x 5 x 3	18.00
MC-7A	4 x 7 x 4	16.00
MC-8A	6 x 7 x 4	18.00
MC-9A	8 x 7 x 4	20.00

### LOWER PRICES!



### Heavy Duty Rack Chassis

MODEL	DESCRIPTION W x D x H (in.)	PRICE \$
3RU7 HD	19 x 7 x 5.25	120.75
3RU10 HD	19 x 10 x 5.25	127.00
3RU14 HD	19 x 14 x 5.25	140.75
4RU7 HD	19 x 7 x 7.0	127.00
4RU10 HD	19 x 10 x 7.0	135.50
4RU14 HD	19 x 14 x 7.0	140.75
5RU7 HD	19 x 7 x 8.75	132.25
5RU10 HD	19 x 10 x 8.75	139.75
5RU14 HD	19 x 14 x 8.75	150.25

**METAL CABINET**  
PANELS ARE .063" ALUMINUM; STANDARD FRONT AND REAR PANELS ARE CLEAR ANODIZED. BLACK OR GOLD PANELS AVAILABLE FOR ADDITIONAL \$5.00

Quantity Discount (per order non-assortable)	
10-99	10%
100-UP	20%



**SESCOM, INC.**  
2100 WARD DRIVE  
HENDERSON, NV 89015

**ORDER TODAY!**  
PREPAID ORDERS ARE  
SHIPPED SURFACE AT NO CHARGE  
(U.S. 48 STATES, MEXICO AND CANADA)




ORDERS (800) 634-3457  
FAX ORDERS (800) 551-2749  
OFFICE (702) 565-3400 ■ FAX (702) 565-4828  
TECH LINE (702) 565-3993 M-Th 8 am to 4 pm (PST)  
SESCOM, INC. is not responsible for inadvertent typographical errors  
Prices and specifications are subject to change without notice

CIRCLE 48 ON FREE INFORMATION CARD

# AMAZING Electronic and Scientific Products

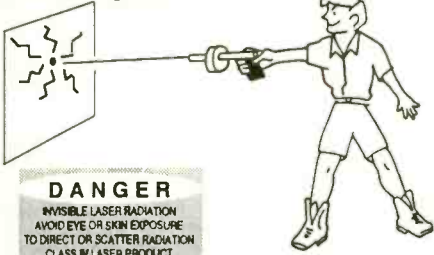
## Mystery Levitating Device!



Remember War of the World? Objects float in air and move to the touch. Defies gravity, amazing gift, conversation piece, magic trick or great science project.

ANT1K Easy to Assemble Kit / Plans ..... \$19.50

## Laser Ray Gun



**DANGER**  
INVISIBLE LASER RADIATION  
AVOID EYE OR SKIN EXPOSURE  
TO DIRECT OR SCATTER RADIATION  
CLASS IV LASER PRODUCT

Advanced project produces a burst of light energy capable of burning holes in most materials. Hand-held device uses rechargeable batteries. 500 joules of flash energy excite either a neodymium glass, yag or other suitable 3" laser rod. This is a dangerous CLASS IV project (individual parts/assemblies available). LAGUN1 Plans ..... \$20.00  
LAGUN1K Kit / Plans ..... Price on Request

## Extended Play Telephone Recording System



READY TO USE! Automatically controls and records on our X-4 extended play recorder, taping both sides of a telephone conversation. Intended for order entry verification. Check your local laws as some states may require an alerting beeper. TAP20X Ready to Use System ..... \$129.50



## Shocker Force Field / Vehicle Electrifier

Neat little device allows you to make hand and shock balls, shock wands and electrify objects, charge capacitors. Great payback for those wise guys who have wronged you!  
SHK1KM Easy to Assemble Electronic Kit ..... \$24.50



## Blaster Pulsar


Pocket-sized wand produces 100,000 watts of power for personal defense, field and lab use, etc. BLS3 Plans ..... \$10.00  
BLS3K Kit / Plans ..... \$69.50

## Homing / Tracking Transmitter

Beeper device, 3 mile range. HOD1 Plans ..... \$10.00 HOD1K Kit / Plans ..... \$49.50

## Listen Through Walls, Floors

Highly sensitive stethoscope mike. STETH1 Plans ..... \$8.00 STETH1K Kit/Plans ..... \$44.50



**NEW!**

## INFINITY TRANSMITTER++ Room Monitor / Phone Line Grabber


**ALL NEW!** The Ultimate in Home or Office Security & Safety! Simple to Use! Call your home or office phone, push a secret tone on your telephone keypad to access either: A. On premises sounds and voices; or B. Existing telephone conversation with break in capability for emergency messages. CAUTION: Before assembly or use, check legalities with your state Attorney General's office as you may require "beepers" or other 3rd party alerts. TELEGRAB1 Plans Only ..... \$10.00  
TELEGRAB1K Kit / Plans ..... \$99.50

## Visible Beam Laser

Easy to build, RED Beam, visible for miles. Use for light shows, window bounce holography, cloud illumination and much more! LAS1KM Kit w/1mw Laser Tube, Class II ..... \$69.50  
LAS3KM Kit w/2.5mw Laser Tube, Class IIIA ..... \$99.50

## 100,000V Intimidator / Shock Wand Module

Build an electrical device that is affective up to 20 feet. May be enclosed for handheld, portable field or laboratory applications. ITM2KM Easy-to-Assemble Electronics Kit ..... \$49.50  
ITM2 Plans only, credit-able to kit ..... \$10.00



## Ion Ray Gun

Projects charged ions that induce shocks in people and objects without any connection! Great science project as well as a high tech party prank. IOG3 Plans ..... \$8.00  
IOG3K Kit/Plans ..... \$69.50

## Invisible Pain Field Generator

Shirt pocket size electronic device produces time variant complex shock waves of intense directional acoustic energy, capable of warding off aggressive animals, etc. IPG7 Plans ..... \$8.00 IPG7K Kit/Plans ..... \$49.50  
IPG70 Assembled ..... \$74.50



## 1000 Ft++ Potato Cannon

**NOT A TOY.** Uses electronic or piezo ignition. CAUTION REQUIRED!  
POT1 Plans ..... \$10.00  
(Dangerous Product)

## FireBall Gun

Shoots flaming ball - two shot capacity Great for special effects and remote fire starting. CAUTION REQUIRED!  
FIREBALL Plans (Dangerous Product) ..... \$10.00



## TV & FM Joker / Jammer

Shirt pocket device allows you to totally control and remotely disrupt TV or radio reception. Great gag to play on family or friends. Discretion required. EJK1KM Easy to Assemble Electronic Kit ..... \$24.50

## ATTENTION: High Voltage Fans!

4,000 volts in the palm of your hand! Experiment with anti-gravity, hovercraft, ion guns, force fields, plasma guns, shock devices, wireless energy and electrical pyrotechnics. Input: 9-14VDC. MINIMAX4 Ready to Use ..... \$19.50



## "Laser Bounce" Listener System

Allows you to hear sounds from an area via a lite beam reflected from a window or other similar objects. System uses our ready-to-use LATR1 Laser Terminator gun site as the transmitter. The receiver section is supplied as an easy-to-build kit, including our cushioned HS10 headsets. LLIST2 Plans ..... \$20.00  
LLIST1K Kit of Both Transmitter and Receiver ..... \$199.50  
LLIST20 Assemble with Laser Gun Site ..... \$299.50

**3mw Visible Red Pocket Laser**  
Utilizes our touch power control!  
VRL3KM Kit / Plans ..... \$74.50



## Electronic Hypnotism

Puts subjects under control using highly effective electronic stimuli. Intended for parties and entertainment but must be used with caution. Includes valuable text book reference and plans. EH2 Plans and Text Book ..... \$19.50

## Automotive NEON!



Easy-to-Install 4-Tube Kit for Cars, Trucks, Vans! Available in Pink, Purple, Blue or Green - please specify color when ordering. RG4K (Specify Color) ..... \$129.50

Flash-To-Music Option for above kit FMU1 ..... \$29.50

**NUMBER**  
License Frame Kit (Specify Color)  
LIC1K ..... \$29.50

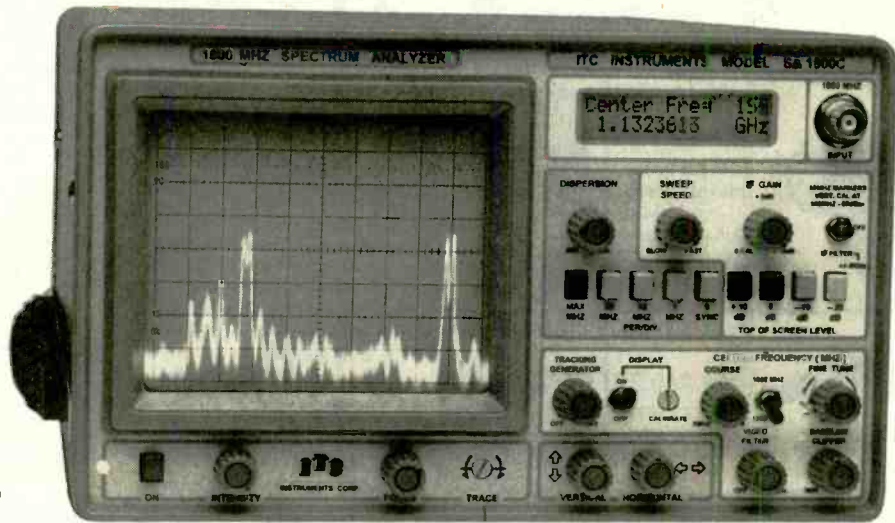
## 3 Mi FM Wireless Microphone

Subminiature! Crystal clear, ultra sensitive pickup transmits voices and sounds to FM radio. Excellent for security, monitoring of children or invalids. Become the neighborhood disk jockey! FMV1 Plans ..... \$7.00 FMV1K Kit and Plans ..... \$39.50

## Telephone Transmitter - 3 Mi

Automatically transmits both sides of a telephone conversation to an FM radio. • Tunable Frequency • Undetectable on Phone • Easy to Build and Use • Up to 3 Mile Range • Only transmits during phone use. VWPM7 Plans ..... \$7.00  
VWPM7K Kit/Plans ..... \$39.50

# 500 MHz **SPECTRUM ANALYZER** \$895



6" x 12" x 16" (H x W x D)  
(only 16 LB)

SA1800C SHOWN  
\$2295.00

## 1-1300 MHz *In One Sweep* \$1895 **MADE IN THE USA**

**ALL NEW SPECTRUM DISPLAY MONITOR PLUS FULL FUNCTION SPECTRUM ANALYZER**


### LET THE SA500A SPOT THOSE HIDDEN SIGNALS

The SA500A easily attaches to any receiver IF output jack. Providing a panoramic signal display of your 1-30 MHz and 30 to 2000 MHz scanner or communication receiver. The SA500A is a Professional Spectrum Surveillance Technology Monitor. A Full Function Spectrum Analyzer with +/- 5KHz Narrow Band Filter, Center Freq. Display, 50 MHz Marker Generator. Capable of Tuning Duplexes, Amps, Filters Receivers, Transmitters & Perform EMI, RFI, FCC, Testing. SA500A First affordable Professional Spectrum Monitor/Analyzer for all serious Ham Radio and Radio Monitoring Operators. just \$895.00

### 2-1.3GHz SA1300B THE ULTIMATE LOW COST ANALYZER

Quality & Performance that's what ITC Spectrum Analyzers are known for. 80 dB on Screen, -110 dBm Sensitivity, Center Frequency Display, +/- 5KHz Narrow Band Filter (for 5KHz resolution band width) 50 MHz Marker. DISPERSION ZOOM, Baseline Clipper, Sweep Speed, Adjustable Video Filter, 40dB of Input Attenuation. Standard on all **ADVANTAGE** Spectrum Analyzer specials. The SA1300B and SA1800C provide Laboratory Performance at a fraction of the normal cost. The SA1300B \$1895.00 -SA1800C 2-1.3GHz & 8-1.8GHz \$2295.00. Add a 1.3GHz Tracking Generator to any unit

## 1.3GHz **FREQUENCY COUNTER** .001 ppm



**\$479.00**

**ISO9002 CERTIFIED  
FIVE YEAR  
WARRANTEE  
REG. PRICE \$599.00  
SAVE \$120.00**

## Laboratory Performance **PROCESSOR STABILIZED OVEN OSCILLATOR .001 ppm**

**ITC FC1300: the first truly Accurate low cost Frequency Counter Requirement.** The \$200 - \$800 counters being advertised the past few years are but toys when it comes to accuracy. These **guess-so-matic** units are off 5 to 10 PPM over temperature & time (That's +/- 6,000 -13,000 Hz at 1.3 GHz) The **FC1300** is accurate to within **+/-13 Hz at 1.3 GHz 0-40 degrees C.** Sensitivity is < 5mV 1Hz to 13 GHz, 50 Ohm & 1 Meg Ohm inputs, LP filter, 1x -10x input Att. Frequency Measurement, Period Averaging, Time Interval, External Counter, Freq. Ratio, Hold & Reset Functions, 4 Gate times .01 to 10 Sec. Tired of **guess-so-matic** Counters: **Serious About Accuracy:** Ready to step up to **Laboratory Performance Accuracy:** Call Today & **Order**

### **ADVANTAGE INSTRUMENTS CORP. MASTER CARD -VISA - DISCOVER - AMX**

3817 S. CARSON ST. # 818 CARSON CITY NV. 89701 Terms: **COD - Check - Money Order**  
702-885-0234 FAX 702-885-7600 Call Toll Free 800-566-1818 - BBS 310-549-0321

PRICES & SPECIFICATIONS SUBJECT TO CHANGE WITHOUT NOTICE OR OBLIGATION. F.O.B. CARSON CITY NV. NV. RESIDENTS ADD SALES TAX.

**Call 800-566-1818  
To Order or Info.  
Free 1995 Catalog  
ADVANTAGE  
Carries a full line of  
Scopes - Analyzers  
Frequency Counters  
Generators  
LCR Bridges & DMM'S**

**CALL TOLL FREE**  
1-800-292-7711  
1-800-445-3201 (Can)

# C&S SALES

## EXCELLENCE IN SERVICE

**WRITE FOR  
FREE CATALOG**



**Line Tracker**  
MV-963  
**\$52.95**  
(Infra-red Sensor)  
The robot follows  
a black line  
on white paper  
Preassembled PCB



**Dual-Display  
LCR Meter**  
w/ Stat Functions  
B+K Model 878  
**\$239.95**  
Auto/manual range  
Many features  
with Q factor  
High Accuracy

**Electronic Tool Kit Model TK-1000**  
A professional organizer tool kit at affordable prices. No student should be without this unique tool kit that holds all the tools you need.

Including:  
Diagonal Cutter  
Long Nose Pliers  
6" Wire Stripper  
Solder 60/40  
6" Screwdriver  
6" Phillips Driver  
Safety Goggles  
IC Puller  
3pc Nut Drivers  
Iron 25W  
Iron Stand  
Solder Wick  
Desoldering Pump  
5 pc Solder Ease Kit  
6pc Precision Screwdrivers

**\$39.95**



**Robotic Arm**  
Y-01  
**\$49.95**  
(Wired Control)  
Movement grabs  
& releases,  
lifts & lowers,  
pivots from side to side



**Stereo Cassette Player**  
Kit  
Model  
TR-18K  
**\$16.95**  
Headphones  
Included



**Digital  
Multimeter**  
EDM-83B  
**\$175.00**  
Almost every  
feature available  
Bargain of  
the decade



**Elenco  
LCR + DMM**  
LCM-1960  
**\$79**  
12 Functions  
Freq to 4MHz  
Inductance  
Capacitance



**Digital  
Capacitance  
Meter**  
CM-1555  
**\$49.95**  
Measures capacitors  
from .1pf to 20,000µf



**Digital  
LCR Meter**  
LCR-680  
**\$79.95**  
3-1/2 Digit  
LCD Display  
Inductance  
1µH to 20MΩ



**Function Generator**  
GF-8026  
**\$239**  
Int/Ext  
Operation  
Sine, Square, Triangle, Pulse  
Ramp, .2 to 2MHz, Freq Ctr



**3-3/4 Digit Multimeter**  
BK-390  
**\$139.00**  
0.1% DCV accy  
Analog bar graph  
Auto/manual ranging  
Capacitance meas  
Temperature probe



**Digital  
Multimeter Kit**  
w/ Training Course  
M-2665K  
**\$49.95**  
Full function 34 ranges  
Ideal school project  
M-2661 (Assembled) **\$55.00**



**Frequency Counter**  
F-1225  
**\$225.00**  
8 Digit LED display  
Wide meas range  
High sensitivity  
Data hold function  
Input impedance 1MΩ or 50Ω  
10:1 input attenuation function

**Fluke Multimeters**  
(All Models Available Call)  
**Scopemeters** 70 Series  
Model 97 \$1,795 Model 701H \$69.95  
10 Series Model 10 \$62.95 Model 771H \$149  
Model 12 \$84.95 Model 791H \$175  
20 Series Model 291H \$175  
80 Series Model 87 \$289



**Triple Power  
Supply**  
XP-620  
By Elenco  
**\$75.00**

3 fully regulated supplies; 1.5-15V @ 1A, -1.5 to -15V @ 1A or 3-30V @ 1A & 5V @ 3A Kit XP-620K **\$49.95**



**Quad Power  
Supply**  
XP-581  
By Elenco  
**\$79.95**

Four supplies in one unit; 2-20V @ 2.5A, 5V @ 3A, -5V @ .5A and 12V @ 1A. All regulated and short protected



**High Current DC  
Power Supply**  
BK-1686 **\$169.95**  
3 to 14 VDC Output  
12A @ 13.8V  
For servicing high  
power car stereos,  
camcorders, ham radios, etc.  
Connect 2 or more in parallel



**Wide Band  
Signal  
Generators**  
SG-9000  
**\$124.95**  
RF Frequency 100K-450MHz  
AM modulation of 1KHz Variable  
SG-9500 150MHz **\$239.00**




**Telephone Kit**  
PT-223K  
**\$14.95**  
Available  
Assembled  
PT-223  
**\$15.95**



**Function Generator**  
Blox  
#9600  
By  
Elenco  
**\$29.95**  
Kit **\$28.95**  
Sine, Triangle, Square Wave

**Learn to Build & Program  
Computers with this Kit**



**MM-8000**  
By Elenco  
**\$129.00**

From scratch you build a complete system. Our Micro-Master trainer teaches you to write into RAMs, ROMs and run a 8085 microprocessor, which uses similar machine language as IBM PC.

**Digital/Analog Trainer**  
Complete Mini-Lab For Building,  
Testing, Prototyping Analog and Digital



By Elenco  
in U.S.A.  
XK-525  
**\$159.95**  
Kit  
XK-525K  
**\$129.95**

Designed for school projects, with 5 built-in power supplies. Includes a function generator with continuously variable, sine, triangular, square wave forms. All power supplies are regulated and protected against shorts.

**AM/FM Transistor  
Radio Kit**  
with Training Course  
Model AM/FM 108  
**\$29.95**

14 Transistor, 5 Diodes  
Easy to build because  
schematic is printed on the PCB  
Makes a great school project  
Model AM-550 AM Only **\$17.95**

**Telephone Line  
Analyzer**



Kit **TT-400K \$19.95**  
Assembled **TT-400 \$26.95**

**WE WILL NOT BE UNDERSOLD**  
UPS SHIPPING: 48 STATES 5%  
IL RES 7.5% TAX (\$3 min \$10 max)  
OTHERS CALL

**C&S SALES INC.**  
1245 ROSEWOOD, DEERFIELD, IL 60015  
FAX: 708-520-0085 (708) 541-0710



**15 DAY MONEY BACK  
GUARANTEE**  
**FULL FACTORY WARRANTY**  
PRICES SUBJECT TO CHANGE WITHOUT NOTICE

CIRCLE 32 ON FREE INFORMATION CARD


**FREE PROBES  
WITH ALL  
SCOPES**

**ELENCO ♦ HITACHI ♦ B+K  
SCOPES  
AT GUARANTEED LOWEST PRICES**

**WRITE FOR  
FREE  
CATALOG**

**QUALITY - ELENCO OSCILLOSCOPES**

**2-YEAR WARRANTY**



**60MHz**


**S-1360 \$775**

Delayed Sweep

**S-1365 \$849**

Cursor Readout

- ♦ Voltage, Time
- ♦ Frequency differences displayed on CRT



**40MHz**

**S-1340 \$495**

2- Channel

**S-1345 \$575**

Delayed Sweep

- ♦ Beam Find
- ♦ Component Tester



**25MHz**

**S-1325 \$349**

2- Channel

**S-1330 \$449**

Delayed Sweep

- ♦ Beam Find
- ♦ Component Tester

*Dependable Equipment at Affordable Prices*

**B+K 20MHz**

2 Channel

**Model 2120 \$389.00**



Delayed Sweep

**Model 2125 \$539.95**

**40MHz DUAL -TRACE**

**Model 1541B**

**\$749.95**

- 1mV/div sensitivity
- Video sync separators
- Z axis input
- Single sweep
- V mode-displays 2 signals unrelated in frequency

**60MHz DUAL-TRACE**

**Model 2160**

**\$949.95**

- 1mV/div sensitivity
- Sweep to 5ns/div
- Dual time base
- Signal delay line
- Component tester
- V mode-displays 2 signals unrelated in frequency

**100MHz THREE-TRACE**

**Model 2190**

**\$1,379.95**

- 1mV/div sensitivity
- Sweeps to 2ns/div
- Dual time base
- Signal delay line
- 19kV accelerating voltage
- Calibrated delay time multiplier

**20MHz ANALOG with  
DIGITAL STORAGE**

**Model 2522A**

**\$869.95**

- 20MHz analog bandwidth
- 20MS/s sampling rate
- 2k memory per channel
- 20MHz equivalent time sampling

**HITACHI POPULAR SERIES**

V-212 - 20MHz, 2 Channel	\$425.00
V-222 - 20MHz, DC Offset	\$695.00
V-422 - 40MHz, Dual Trace	\$849.00
V-522 - 50MHz, Dual Trace	\$975.00
V-523 - 50MHz, Delayed Sweep	\$995.00
V-525 - 50MHz, w/ Cursor	\$1,069.00

**HITACHI COMPACT SERIES SCOPES**

V-660 - 60MHz, Dual Trace	\$1,375.00
V-665A - 60MHz, DT, w/cursor	\$1,449.00
V-1060 - 100MHz, Dual Trace	\$1,549.00
V-1065A - 100MHz, DT, w/cursor	\$1,695.00
V-1085 - 100MHz, QT, w/cursor	\$2,125.00
VC-6045A - 100MHz, Digital Stor	CALL
VC-6025A - 50MHz, Digital Stor	CALL

**Elenco DS-203 20MHz, 10MS/s  
Digital Storage Oscilloscope**



**\$749**

2K Word Per Channel • Plotter Output  
8 Bit Vert. Resolution • 2048 Pts Hor.  
Resolution • Much More....

**FLUKE SCOPEMETERS**

A handheld instrument that combines a 50MHz, 25MS/s dual channel digital storage oscilloscope with feature-packed 3000 count digital multimeter.



**Model 95 - \$1,225**

**Model 95 - \$1,549**

**Model 97 - \$1,795**

- Autoset, automatically sets voltage, time & trigger
- Multimeter display; 3-2/3 digits (>3000 counts)
- True RMS volts; AC or AC+DC up to 600V

**C&S SALES INC.**

1245 ROSEWOOD, DEERFIELD, IL 60015  
FAX: 708-520-0085 (708) 541-0710

CALL TOLL FREE

**1-800-292-7711**

**1-800-445-3201 (Can)**



**15 DAY MONEY BACK GUARANTEE  
FULL FACTORY WARRANTY  
ALL PRODUCTS ARE FACTORY NEW**

PRICES SUBJECT TO CHANGE WITHOUT NOTICE

CIRCLE 32 ON FREE INFORMATION CARD

# ALFA ELECTRONICS

HIGH QUALITY TEST EQUIPMENT  
BEST PRICE



**DMM 89 \$199.95**

**Most Advanced DMM**  
All Purpose & Communication  
-80.7 to 81.4 dBm with 4Ω-1200Ω  
20 reference impedances  
True RMS  
Frequency counter: 0.01Hz-10MHz  
Capacitance: 1pF-50,000μF  
Measure AC volt to 20kHz  
5000 counts, 0.1% accuracy  
Auto/manual range, fast bar graph  
Min/Max/Ave/DH/Relative/Zoom  
Auto power off  
Input warning  
Splash proof  
Volt, amp, ohm, logic, diode, continuity  
Ruggedized case  
Rubber holster included



**DMM 2360 \$119.95**

**DMM+LCR Meter**  
Very Versatile DMM  
Inductance: 1μH-40H  
Capacitance: 1pF-40μF  
Frequency: 1Hz - 4MHz  
Temperature: -40-302°F  
TTL Logic Test: 20MHz  
Diode, Continuity  
Volt, Amp, Ohm  
3999 count display  
Peak Hold  
Auto power off  
Ruggedized case  
Rubber Holster \$8.00  
Temperature probe \$7.00



**DMM 21 \$74.95**

Inductance: 1μH-40H  
Capacitance: 1pF-200 F  
Frequency: 1Hz-1MHz  
Volt, amp, ohm, diode, continuity  
3999 count display  
TTL logic, HFE  
Peak hold  
Ruggedized case  
Rubber holster \$8.00  
  
Full line of DMMs, economy, compact, ruggedized, solar cell, automotive, heavy duty, industrial, starts from \$15.95

**Fluke Multimeter**  
Fluke 12 \$84.95  
Holster C-10 \$10  
Fluke 70 II \$67.5  
Fluke 73 II \$94  
Fluke 75 II \$129  
Holster C-70 \$16  
Fluke 77 II \$149  
Fluke 79 II \$169  
Fluke 29 II \$169  
  
Fluke 83 \$225  
Fluke 85 \$259  
Fluke 87 \$287  
  
Fluke 97  
Scope Meter \$1785




**LCR Meter 131D \$229.95**

**Most Advanced LCR**  
Dual display, L/Q or C/D  
Inductance: 0.1μH-1000H  
Capacitance: 0.1pF-10,000μF  
Impedance: 1mΩ-10MΩ  
0.7% basic accuracy  
Dissipation factor & Q factor  
Serial & parallel mode  
Relative mode for comparison and to remove parasitics  
Statistics, tolerance,  
Best for design, incoming testing & production  
SMD and chip component test probe \$25.00




**LCR Meter 814 \$189.95**

**Best Resolution LCR**  
Inductance: 0.1μH-200H  
Capacitance: 0.1pF-20,000μF  
Resistance: 1mΩ-20MΩ  
1% basic accuracy  
Dissipation factor indicates leakage in capacitor and Q factor in inductor  
Zero adjustment to reduce parasitics from test fixture  
Best for high frequency RF and surface mount components.  
SMD and chip component test probe \$25.00, Deluxe carrying case \$5.00



**Frequency Counter FC-1200 \$129.95**

Frequency: 0.1Hz-1.25GHz  
Display: 6 digit LCD  
Period: 0.1us-0.1s  
Records Max/Min/Average  
Data hold, relative mode  
Telescoping antenna \$8.00  
Deluxe case \$5.00  
  
Also Available:  
AC/DC clamp meter, Light meter, Thermometer, pH meter, High voltage probe, Digital caliper, Anemometer, Electronic scale, Force gauge, Tachometer, Stroboscope, Humidity & EMF adapter, Sound level meter, Frequency counter, SWR/field strength/power meter, Dip meter




**20 MHz Oscilloscope with Delay Sweep PS-205 \$429.95**

Dual Trace, Component test, 6" CRT, X-Y Operation, TV Sync, Z-Modulation, CH2 Output, Graticule Illim, 2 probes each has x1, x10 switch. Best price with delay sweep.  
PS-200 20 MHz DUAL TRACE \$339.95  
PS-400 40 MHz DUAL TRACE \$494.95  
PS-405 40 MHz DELAY SWEEP \$589.95  
PS-605 60 MHz DELAY SWEEP \$769.95  
Scope Probe: 60MHz x1, x10 \$13, 100MHz x1, x10 \$22


**20 MHz Digital Storage Oscilloscope DS-203 \$729.95**

Switchable between digital and analog modes  
2 K word per channel storage  
Sampling rate: 10 M sample /sec  
8 bit vertical resolution (25 Level/div)  
Expanded Timebase 10ms/div - 0.5 s/div  
Refresh, Roll, Save all, Save CH2, Pre-Trig  
Plotter Control  
250MHz x1, x10 \$29, 250MHz x100 \$39




**DC Power Supply PS-303 \$159.00**

**0-30 VDC, 0-3A output**  
Constant voltage & constant current mode  
0.02% + 2mV line regulation  
0.02% + 3mV load regulation  
1 mVrms noise and ripple  
Short circuit and overload protected  
PS-8200 with digital voltmeter \$179.00  
Also available: 30V/5A, 60V/3A, 60V/5A  
16V/10A, 30V/10A



**DC Power Supply Triple Output PS-8202 \$499.95**

Two 0-30 VDC, 0-3A outputs  
One fixed 5VDC, 3A output  
Capable of independent or tracking operation  
Constant voltage and constant current mode  
Four digital meters for volt and current display  
Excellent regulation and low ripple  
Short circuit and overload protected  
Also available: 30V/5A triple output \$549.95  
Dual tracking 30V/3A, 30V/5A, 60V/3A, 60V/5A



**RF SIGNAL GENERATOR SG-4160B \$119.00**


100 kHz-150MHz sinewave in 6 ranges  
RF Output 100mVrms to 35 MHz  
Internal 1kHz, External 50Hz-20kHz  
AM modulation  
Audio output 1 kHz, 1 Vrms

**AUDIO GENERATOR AG-2601A \$119.00**

10Hz - 1MHz in 5 ranges  
Output: 0-8Vrms sinewave  
0-10Vp-p squarewave  
Synchronization: ±3% of oscillation frequency per Vrms  
Output distortion:  
0.05% 500Hz - 50kHz  
0.5% 50Hz - 500kHz  
Output impedance: 600 ohm

**FUNCTION GENERATOR FG-2100A \$169.95**

0.2 Hz - 2 MHz in 7 ranges  
Sine, square, triangle, pulse and ramp  
Output: 5mV-20Vp-p  
1% distortion, DC offset ±10V  
VCF: 0-10V control frequency to 1000:1



**RF SIGNAL GEN./COUNTER SG-4162 AD \$229.95**

Generates RF signal same as SG-4160B  
Frequency counter 1Hz - 150 MHz for internal and external source  
Sensitivity <50mV

**AUDIO GEN./COUNTER AG-2603AD \$229.95**

Generates audio signal same as AG-2601A  
Frequency counter 1Hz-150MHz for internal and external sources  
Sensitivity <50mV

**FUNCTION GEN./COUNTER FG-2102AD \$229.95**

Generates signal same as FG-2100A  
Frequency counter 4 digits  
Feature TTL and CMOS output

**SWEEP FUNCTION GEN./COUNTER \$329.95**

0.5Hz to 5 MHz in 7 ranges  
Sweep: Linear 10:1/Log 10:1 20ms to 2s  
AM Modulation  
Gated Burst, Voltage Control Generator  
Generator Control Voltage & 6 digit counter  
1Hz-10MHz for internal & external sources

**ALFA ELECTRONICS**  
741 Alexander Rd., Princeton, NJ 08540

(800) 526-2532/(609) 520-2002 15 DAY MONEY BACK GUARANTEE, 1 YEAR WARRANTY

FAX:(609) 520-2007

Visa, Master Card, American Express, COD, Purchase Order Welcome

CALL OR WRITE FOR FREE CATALOG AND BEST OFFER.

CIRCLE 26 ON FREE INFORMATION CARD



# Don't Despair...REPAIR!

Here's how to troubleshoot and repair your electronics successfully!

## You Can Be Your Own Repair Expert!

For VCRs, camcorders, audio equipment, TV equipment, computer hardware, office equipment, home appliances, automobile electronics, and outdoor equipment.

- Pinpoint and analyze problems quickly.
- Successfully complete repairs with hands-on troubleshooting instructions.
- Become skilled understanding flowcharts and schematic diagrams.
- Confidently use test equipment such as oscilloscopes, frequency counters, and video analyzers.
- Keep your equipment in top condition with effective preventive maintenance techniques.

## Continue to Broaden Your Repair Expertise!

You'll receive quarterly supplements, up to 160 pages, with new step-by-step repair and maintenance instructions, valuable schematics and new repair techniques. Learn how to repair a growing variety of appliances with hands-on repair projects that will keep you up-to-date with later models and technology. You'll be thrilled with your ability to repair a growing list of electronic equipment! Supplements may be returned or cancelled at any time.

## SAVE \$10

Call our toll-free number, pay by credit card, and mention this ad. We'll deduct \$10!

We'll also waive shipping and handling.

Order today for your 30-day, no-risk review of The Electronics Repair Manual.

For Faster Service Call TOLL-FREE  
**1-800-222-WEKA**  
Or Fax To: 1-203-622-4187



## One Source For All Your Repair Needs!

Better organized than a magazine, more current than a book.

- 900-page manual
- easy-to-follow, detailed instructions
- trouble analysis flowcharts
- safety precaution checklists
- comprehensive replacement parts list
- directory of manufacturers



Order your copy today!

### MONEYBACK GUARANTEE

There's no risk in trying the **ELECTRONICS REPAIR MANUAL** to see if it's right for you. If you are not delighted, simply return the manual after the 30-day trial period and receive a prompt refund.



97 Indian Field Rd.  
Greenwich, CT 06830

**YES!** Please rush me a copy of the new Electronics Repair Manual for only \$59.95 + \$5.50 shipping and handling. I understand that if I am not satisfied I may return the manual within 30 days for a complete refund. Supplements are sent quarterly for 25¢ per page (never more than \$30) and may be returned or cancelled at any time.

My payment is enclosed  Bill me later  
 Charge my  Visa  MasterCard

Acct. No. \_\_\_\_\_ Exp. Date \_\_\_\_\_

Signature \_\_\_\_\_

Phone (\_\_\_\_) \_\_\_\_\_ Signature and phone number are required for all orders.

Name \_\_\_\_\_

Address \_\_\_\_\_

City \_\_\_\_\_ State \_\_\_\_\_ Zip \_\_\_\_\_

All payments must be in U.S. funds. Canada add \$10. All other countries add \$15. CT residents add 6% sales tax.

Mail to: WEKA Publishing, 97 Indian Field Rd.,  
Greenwich, CT 06830

30372

# B&S SALES

**CALL (810) 566-7248 • FAX (810) 566-7258 24 hrs.**

**Hours: Monday through Friday 8am to 7:30pm EST - Saturday 10am to 3pm.**

**51756 Van Dyke St. #330, Shelby Township, MI 48316**

*Free Calculator with order!*

## CONVERTER

	5	10		5	10
PANASONIC TZ-PC 145362 ..	\$68	\$64	DRX-3 PJ.....	\$37	\$33
WAVEMASTER .....	\$65	\$60	DRZ-3 PJ.....	\$38	\$34
DRZ-3 A & B DUAL INPUT....	\$39	\$35	8528 PJ .....	\$45	\$42

## CONVERTER/DESCRAMBLERS

	5	10		5	10
8600 .....	\$275	\$265	DPV-5 .....	\$145	\$130
8590 .....	\$260	\$250	DP-5 .....	\$125	\$110
8580 .....	\$195	\$185	DRZ-3-DIC .....	\$95	\$85
DPV-7 .....	\$225	\$215	DRX-3-DIC .....	\$89	\$79

## ADD-ON DESCRAMBLERS

### 10 LOT SPECIAL

PIONEER GREEN .....	\$65	J-TVT-GOLD .....	\$42
SA-M80 .....	\$65	J-MINI TVT.....	\$42
J-TNT .....	\$65	H-MLD 1200-3 .....	\$35
J-PURPLE .....	\$49		

## NOTE: MENTION AD FOR THESE PRICES! NO MICHIGAN SALES

We are now offering a 6 month warranty. In order for warranty to be in effect, this form must be signed and returned. FOR VCR, SECOND, THIRD, ETC. HOOK-UPS.

**YES**, I agree all units are to be used or resold in compliance with Federal and State laws.

Signature \_\_\_\_\_ Date \_\_\_\_\_

NAME \_\_\_\_\_ ADDRESS \_\_\_\_\_

CITY \_\_\_\_\_ STATE \_\_\_\_\_ ZIP \_\_\_\_\_ PHONE \_\_\_\_\_

*It is not the intent of B&S Sales to defraud any pay television operator and we will not assist any company or individual in doing the same.*

# ACE COMMUNICATIONS



## Get instant tech information FREE from your Fax or Computer!

You can obtain specs, freq. info, software and more from our automated services. For fax facts, call from your stand alone fax machine and follow the voice prompts. Use the BBS from your modem of fax/modem equipped computer. Dial 317-849-8683 for fax back service, or dial 317-579-2045 for our computer bulletin board service.

### Total Coverage Radios

#### TRIDENT

TR1200XLT  
AM Broadcast to  
Microwave 1000 Scan  
Channels \$389.00

500KHz to 1300MHz coverage in a programmable hand held. Ten scan banks, ten search banks. Lockout on search and scan. AM plus narrow and broadcast FM. Priority, hold, delay and selectable search increments. Cell Lock. Permanent memory. 4 AA ni-cads and wall plus cig charger included along with belt clip, case, ant. & earphone. Size: 6 7/8 x 1 3/4 x 2 1/2. Wt 12 oz. Fax fact document # 205



#### TRIDENT

TR4500 \$449  
2016 Channels  
1 to 1300MHz  
Computer Control

62 Scan Banks, 16 Search Banks, 35 Channels per second. Patented Computer control for logging and spectrum display. AM, NFM, WFM, & BFO for CW/SSB. Priority bank, delay/hold and selectable search. Cell Lock Permanent memory. DC or AC with adaptors. Mtng Brkt & Antenna included. Size: 2 1/4H x 5 5/8W x 6 1/2D. Wt. 11b. Fax fact #305



#### TRIDENT

TR980 \$279.00  
125 Channels  
5MHz to  
999MHz

Most Economical receiver in its class, offers AM, NFM Wide FM, modes. 5KHz increments. Delay & hold & Search. Cell Lock NiCads, chgr & whip ant. Size: 5 7/8H x 1 1/2W x 2 D. Wt 14oz.



### Continuous Coverage



Three new Bearcat units offer expanded coverage and more memory than before. The 890 offers 200 channels, base/mobile operation, VFO tuning, service search, weather alert, search and store, and more. The 2500 hand held has 400 channels, fast scan and more. The Bearcat 8500 has 500 channels in 20 banks, VFO, auto store, alpha numeric display, 10 priority channels, aux tape output jacks, and coverage to 1.3 Gigahertz.



Bearcat 2500XLTA hand held.....\$349.95  
Bearcat 8500XLTC mobile.....\$389.95  
Bearcat 890XLTB mobile.....\$259.95  
25-1300MHz. 500 ch. in 8500, 400 in 2500. 890 has 200 ch. & 29-956MHz. All cell locked. Features include turbo scan, VFO, search and store, Priority, LCD display, and more. Fax Facts 474, 475, 476

### Mobile Scanners

#### TRIDENT

TR2C  
Police & CB  
\$69.95

Scans police pre-programmed by state channel plus the CB channel of your choice. Also has Mobile Repeater and Weather. Extra cost option of CB and laser detectors built in. Compact size allows for dash or visor mounting. Mtng hardware and power connectors included. Size: 5 5/8 x 4 7/8 x 1 3/4. Wt: 1.5lbs. Fax fact #580



Bearcat 700AX 50Ch w/800..... \$159.95  
Bearcat 350A 50 Ch H/L/U..... \$119.95  
Bearcat 560XLJ 16 Ch H/L/U..... \$ 89.95  
Bearcat 760XM100Ch H/L/U/Air/800 \$219.95  
Bearcat T2 state/state scan..... \$144.95

### Shortwave Radios

Sangean ATS-818CS..... \$219.95  
Sangean ATS-818..... \$184.95  
Sangean ATS-803A..... \$169.95  
Sangean ATS-808..... \$179.95  
Sangean ATS-606..... \$149.95  
Sangean ATS-606P..... \$169.95  
Sangean ATS-800..... \$89.95  
Grundig YB400..... \$219.00  
Grundig Satellit 700..... \$399.00



### Hand Held Scanners

#### Bearcat 200XLTN

\$209.95 200 Channels 800 MHz  
Ten scan banks plus search. Covers 29-54, 118-174, 406-512 and 806-956MHz (with cell lock). Features scan, search, delay, 10 priorities, mem backup, lockout, WX search, keylock. Includes NiCad & Chgr. Size: 1 3/8 x 2 11/16 x 7 1/2.



Bearcat 120XL TJ 100Ch H/L/U..... \$149.95  
Bearcat 150XL TJ 100Ch H/L/U/8..... \$199.95  
Bearcat 220XL TJ 200 Ch H/L/U/8.... \$249.95

Coverage of above hand helds is: 29-54, 136-174, 406-512, and 800MHz band as indicated. Fax facts #475

### Table Top Scanners

Bearcat 855XLTE 50 Ch w/800..... \$159.95  
Bearcat 142XLM 10Ch H/L/U..... \$ 73.95  
Bearcat 147XLJ 16 Ch H/L/U..... \$ 89.95  
Bearcat 172XM 20Ch H/L/U/Air..... \$124.95  
Bearcat 145 16Ch H/L/U..... \$ 79.95

### Accessories & Etc.

Mag Mount Mobile Ant MA100..... \$ 19.95  
Base Ant. 25-1000MHz AS300..... \$ 59.95  
Pre-Amp .1-1500MHz GW2..... \$ 89.00  
Wide Coverage Antenna..... \$ 119.95  
Base Discone Ant DA300..... \$ 89.00  
External Speaker MS190/opt. amp.... \$ 19.95  
Old Scanner Repair, all brands..... \$ CALL  
Extended Warranties..... \$ CALL  
Frequency Info FaxFact/Modem..... \$ FREE  
On Glass Mobile Antenna..... \$ 32.95

### 2 Way Radios

VHF hi band programmable mobiles as low as \$299.95. Call for quotes or Fax Fact #775

**TRIDENT** Winner of the 1994 INNOVATIONS Design & Engineering Honors, Electronic Industries Association. Trident TR2400 Total Coverage Receiver

Trident TR2400: 100KHz to 2060MHz. Ten scan banks of 100 channels each, ten search banks. Tuning increments as low as 1KHz. Beat Freq. Oscillator for SSB and CW modes. Search lockout and store. VFO tuning knob. Permanent memory. Bank lock and linking. Attenuator switch. Backlit LCD. 1 Yr Warranty. AM/NFM/WFM. Selectable increments. Delay, Hold, Priority. 5 7/8H x 1 1/2D x 2W. Wt 14 oz. \$499.00



Toll Free, 24 Hours! 800-445-7717 Fax Orders 800-448-1084 Fax Facts 317-849-8683

Computer BBS Modem & Fax/Modem, 317-579-2045. Toll Free Tech Support, Dial 800-874-3468

International Fax: en Espanol, en Francais, und auf Deutsch, or just fax in plain English to: 317-849-8794



**ACE Communications 6975 Hillsdale Court, Indianapolis, IN 46250**

Service & Support hours: Mon.-Fri. 9AM to 6PM, Sat. 10-4 EST. Mastercard, Visa, Checks, Approved P.O.'s & COD (add \$5.50) & AMEX, Discover. Prices, specifications and availability subject to change. Flat rate ground shipping and handling charge only \$6.95 per unit. Express Air only \$9.95, for most units, to most locations. One week trial, no returns accepted two weeks after original receipt without substantial restocking charge. All units carry full factory warranty. Indiana residents add 5 per cent sales tax.




FLY IT! ONLY \$9.95

CIRCLE 25 ON FREE INFORMATION CARD

www.americanradiohistory.com

# IF YOU WANT SOMEBODY EXPERIENCED IN SATELLITE TV SYSTEMS, TALK TO THE GUYS WHO'VE INSTALLED A FEW MILLION.



They know that the FULL-VIEW SYSTEM is the best way to get the most available in TV viewing. That's because the FULL-VIEW SYSTEM can beam over 350 channels directly to you — each and every day.

After millions of installations, the FULL-VIEW SYSTEM guys have seen every kind of satisfied customer. Those who wanted the most sports possible.



Viewers looking for hit movies and old classics. You name the kind of programming,

and these guys have seen millions who've been thrilled with their choices.

So talk to the guys who've got the FULL-VIEW SYSTEM, and they'll let you in on a whole world of choices.

## THE FULL-VIEW SYSTEM

The one that dishes up everything.

 **Skyvision, Inc.**<sup>®</sup>

1048 FRONTIER DRIVE  
FERGUS FALLS, MN 56537  
800-334-6455 • 218-739-5231



See your Yellow Pages for your local Full-View Dealer or Do It Yourselfers Save \$\$\$ with Skyvision's FREE catalog / Buyer's Guide.

# KELVIN

ELECTRONICS  
10 HUB DRIVE, MELVILLE, NY 11747

(800) 645-9212  
(516) 756-1750  
(516) 756-1763/FAX

Established 1945

M/C & VISA <sup>20</sup> Minimum Order

KELVIN CATALOG #3  
Stock No. 650412



150 LE - Student 200 LE - Technician 300 LE - Auto-Range 400 LE - Engineer

**Standard Features** ● AC & DC VOLTAGES ● DC CURRENT  
● RESISTANCE ● CONTINUITY TESTER - Buzzer ● DIODE TEST  
● 10M ohm INPUT IMPEDANCE ● ACCURACY +/- 0.5% RDG

TRANSISTOR BATTERY TEST  
DC CURRENT  
10 Amp

FREQ COUNTER up to 20MHz  
CAPACITANCE from 1pF to 20uF

AUTO RANGE with 3200 counts  
AC CURRENT  
DC CURRENT  
ANALOG BAR 10 Amp

INDUCTANCE Resolution 1uH  
FREQ COUNTER up to 20MHz  
CAPACITANCE from 1pF to 200uF  
AC/DC CURRENT  
TRANSISTOR DUTY %  
20 Amp

150 LE Stock # 990122  
**\$29<sup>95</sup>**

200 LE Stock # 990123  
**\$49<sup>95</sup>**

300 LE Stock # 990125  
**\$49<sup>95</sup>**

400 LE Stock # 990124  
**\$79<sup>95</sup>**

KELVIN 100 Basic  
# 990087 **\$19<sup>95</sup>**



- AC & DC VOLTAGES
- DC CURRENT
- RESISTANCE
- 3 1/2 Digit LCD
- CONTINUITY TEST
- -Buzzer
- LOW BATTERY INDICATOR
- DIODE TEST ● BATTERY TEST

CAPACITANCE KELVIN METER  
250 LE **\$59<sup>95</sup>**  
# 990126



- 0.5% ACCURACY
- RANGES: 20mF, 200uF, 200uF, 20uF, 20nF, 20nF, 2000pF, 200pF
- Zero Adjust
- Safety Test Leads
- Test Socket for Plug-in Components

Designed to meet IEC-348 & UL-1244 safety specifications.

### Protective Cases

For Models 100 Basic, 150LE, 200LE, 300LE  
..... \$4.<sup>95</sup> (#990088)  
Case For Model 400LE ..... \$9.<sup>95</sup> (#990116)

**2 Year Warranty (Parts & Labor)**

## The Ultimate Meter TRUE RMS - LCR - Hz - dBm

Popular Electronics (Reviewed - May 1993)

"Not only does the Kelvin 94 boast alot of features ... the features go the extra distance."

"If we had to run into a burning building to do some emergency trouble-shooting and could carry in only one piece of equipment, the Kelvin 94 would be it!"

### 12 INSTRUMENTS IN ONE -

DC VOLTMETER, AC VOLTMETER, OHMMETER, AC CURRENT, DC CURRENT, DIODE TESTER, AUDIBLE CONTINUITY TESTER, dBm, FREQ COUNTER, CAPACITANCE METER, INDUCTANCE METER, LOGIC PROBE

- 0.1% ACCURACY ON DC VOLTAGES
- TRUE RMS ON AC VOLTAGES & CURRENT
- FREQUENCY COUNTER TO 20 MHz
- LARGE EASY-TO-READ 3 3/4 DIGIT LCD DISPLAY
- AUTO SLEEP & AUTO POWER OFF BUILT-IN TO SAVE BATTERY LIFE with Bypass
- SHOCK RESISTANT HEAVY DUTY CASE WITH YELLOW RUBBER HOLSTER & TILT STAND
- WATER RESISTANT SEALED CASE
- 30 DAY MONEY BACK SATISFACTION GUARANTEE

**\$199<sup>95</sup>** MODEL 94 #990111

COMES COMPLETE WITH YELLOW HOLSTER, PROBES, BATTERY, FUSE, STAND


0.1% ACCURACY on DC Voltages Water Resistant

Freq Counter to 20 MHz

### Protective Cases for Model 94

Regular Padded Zippered ..... \$9.<sup>95</sup> (#990116)  
Deluxe Padded Zippered ..... \$14.<sup>95</sup> (#990115)


Meter is designed in accordance with safety requirements specified in IEC-348, UL-1244 VDE-0411.



CIRCLE 38 ON FREE INFORMATION CARD

# Solutions for the Test Instrument

1 YEAR WARRANTY  
15 DAY MONEY BACK GUARANTEE



**MT-100**  
Reg. \$599.  
**\$399.00**

## Four Instruments in One Instrument

- Function Generator**
  - Sine, Square, Triangle, Pulse, Skewed Sine, Ramp, TTL
  - 0.2 Hz ~ 2MHz
- Frequency Counter**
  - 8 Digit LED
  - 1 Hz ~ 100MHz
  - ± (1 Hz + 1 dgt. + Time Base Error)
- Power Supply**
  - 3-1/2 Digit LCD
  - Triple output: #1. 0-50V, 0.5A MAX #2, 15V, 1A #3. 5V, 2A
- Digital Multimeter**
  - 3-1/2 Digit LCD
  - DCV, ACV, Ω, DCA, ACA
  - ± (0.5% + 2 dgts)

**FG-140 2MHz Function Generator**  
Reg. \$249. **\$149.00**

- 0.2 Hz ~ 2.0 MHz, 7 Decades
- Sine, Square, Triangle, Pulse, Ramp, Skewed Sine
- VCF, Symmetry
- Variable DC Offset Control

**2MHz Sweep Function Gen. w/Freq. Counter**  
**FG-150**  
Reg. \$399. **\$229.00**

- 4 Digit LED Display
- Sine, Square, Triangle, TTL, Pulse, Ramp, Skewed Sine
- Linear/Logarithmic Sweep
- 10 MHz Freq. Counter

**1.0GHz Frequency Counter, High Resolution**  
**FC-200**  
Reg. \$399. **\$209.00**

- 1.0 Hz ~ 1.0 GHz
- 8 Digit LED Display
- Auto & Manual Range
- 4 Selectable Gate Times
- 1MΩ & 50Ω Input Impedance

**AG-350 Audio Generator**  
Reg. \$199. **\$119.00**

- 10 Hz ~ 1 MHz, 5 Ranges
- Sine Output: 10Hz - 1MHz
- Square Output: 10Hz - 100kHz

**PS-500 DC Power Supply**  
Reg. \$249. **\$159.00**

- 0 - 30 VDC
- 0.1 - 3A
- Short & Overload Protection

**PS-540 DC Power Supply**  
Reg. \$399. **\$289.00**

- 0 - 16 VDC
- 0.1 - 10A
- Short & Overload Protection

## Deluxe O'scopes w/Phillips CRT. 2 yr. Parts/Labor Warranty

**OS-3304**  
Reg. \$499. **\$339.00**

- OS-3304 25MHz, Dual Trace**
- DC to 25 MHz. Dual Channel
  - 6" Rectangular CRT with Internal Graticule 10x8cm (Phillips P31)
  - Uncalibration LED.
  - High Sensitivity 1 mV/div to 20V/div X-Y modes, Z Axis (intensity modulation)
  - Rise time 14n Sec. or less.
  - Full TV Trigger for TV-V & TV-H
  - Acceleration Potential 2kV
  - 60MHz (X1.X10) Probe Kit: 2 sets
  - Power: 115/230V AC

**OS-3315 40MHz, Dual Trace Sweep Delayed**  
Reg. \$799. **\$549.00**

- DC to 40 MHz. Dual Channel
- Delayed Sweep 100nS to I.O.S. 7 decade
- 6" Rectangular CRT with Internal Graticule 10x8cm (Phillips P31)
- Uncalibration LED.
- High Sensitivity 1 mV/div to 20V/div X-Y modes, Z Axis (intensity modulation)
- Rise time 8.5nS or less.
- Full TV Trigger for TV-V & TV-H
- Acceleration Potential 12kV
- Variable Hold Off
- 16ns - 1.0s Time Base
- 60MHz (X1.X10) Probe Kit: 2 sets
- Power: 115/230V AC

**OS-3324**  
Reg. \$599. **\$399.00**

- OS-3324, 3 Function**
- OS-3304
  - Dual Component Tester/Comparator

**OS-3344**  
Reg. \$899. **\$649.00**

- OS-3344, 5 Function**
- + 2 + 3 • OS-3324
  - Frequency Counter 100MHz, 7 Digit LED Display
  - Function Generator 0.02 Hz to 2.0 MHz

## Capacitance Meter

Reg. \$79. **\$49.00**

**CM210**

- 3 1/2 Digit LCD
- 0.1p - 20,000µF
- 9 Ranges
- 0.5% basic Accu.
- Zero Adjust Knob

## Digital Clamp-On

Reg. \$89. **\$54.00**

**DA400**

- 400 Amp AC
- 3 1/2 Digit
- Auto
- Data Hold
- Continuity
- Over Range Mark
- Case Included

## Multimeter+ Extended Range Capacitance

Reg. \$149. **\$89.00**

- DM5050C**
- 9 Function / 42 Range
  - Basic DCV Accu.: ± 0.25%
  - Multimeter Volt: AC/DC Amp: AC/DC 2A Ohm: Up to 2000MΩ Diode, Continuity Beeper
  - Capacitance (9 Range) 0.1pF - 20,000 µF Zero Adj. Knob
  - Trig Lamp
  - Double Insulated Jack
  - Alligator Clip Test Leads
  - Deluxe Holster w/Strap

## Wide Range Multimeter w/Logic

Reg. \$149. **\$89.00**

- DM5100**
- 11 Function / 45 Range
  - Basic DCV Accu.: ± 0.25%
  - 3 1/2 Digit Manual
  - Auto Power Off
  - Data Hold & Peak Hold
  - Amp: Up to 20A AC/DC Ohm: Up to 200 MΩ
  - Freq: Up to 20MHz
  - Capacitance: 1p - 200µF
  - Logic: TTL
  - TR hFE, Diode
  - Continuity Beeper
  - Double Insulated Jack
  - Alligator Clip Test Leads
  - Deluxe Holster w/Strap

**Oscilloscope Probe Kit**  
Switch Selectable X1/X10

HP-9060, 60MHz  
Reg. \$29. **\$17.00**

HP-9150, 150MHz  
Reg. \$49. **\$24.00**

HP-9250, 250MHz  
Reg. \$59. **\$32.00**

**Pen-Type DMM w/Logic**  
Reg. \$79. **\$59.00**

**DM150**

- 3 1/2 Digit
- Dual Display
- Auto & Manual
- DCV, ACV, ACA, DCA, Ω
- Logic CMOS/TTL
- Data Hold
- Diode
- Continuity

**DMM w/Holster**  
Reg. \$59. **\$39.00**

**DM2500**

- 3 1/2 Digit
- 1.5" Big LCD
- 10A AC/DC AC/DC V, Ω
- Signal Injector
- Diode
- Continuity
- Holster

**Multifunction DMM**  
Reg. \$89. **\$59.00**

**DM3050**

- 3 1/2 Digit
- 1.5" Big LCD
- Heavy Duty, 20A AC/DC
- Capacitance
- Frequency
- TR-hFE
- Diode
- Continuity
- Holster

**BMC** Your Best Source for High Standard Electronics  
20 Highpoint, Dove Canyon, CA 92679

Order & Free Catalog  
**800-532-3221**  
(714) 586-2310 Fax (714) 536-3399



# RAINBOW KITS

## The Exciting New TELEPHONE MONITOR



Monitors your phone system, See how accurate your phone company really is!

- RECORDS OUTGOING CALLS :**
  - Date & time of each call.
  - Length of the call.
  - What number was dialed.
  - If you use a credit card it records the card number.
- RECORDS INCOMING CALLS :**
  - Date & time of call.
  - How many times phone rings.
  - If answered the length of call.
- RECORDS ANY DTMF TONE :**
  - Detects any tone on line sent by phone company or any other source.

Records to Screen or Floppy Disk

### EASY TO INSTALL

- Connects to parallel port
- Phone line in.
- Phone line out to telephone.

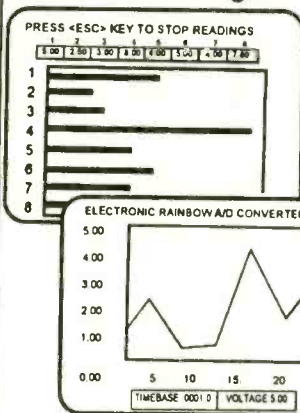
All software included!

TM-1 ONLY **\$99<sup>95</sup>** KIT

BUILT **\$169<sup>95</sup>**

## 8 CHANNEL A to D CONVERTER KIT

Complete with Software. Over 20 DOS programs provided!



- Connect your computer to the outside world through a parallel port!
- Monitor eight separate 8 bit analog inputs simultaneously and display them digitally or graphically.
- Use your computer as an oscilloscope using the provided DOS software!
- Hardware selectable 0-2.5 VDC or 0-5 VDC input range. Chart provided to calculate scaling resistors (resistors not included). SIZE: 3"x2.5"x1" case. Mates to parallel port on back of PC.

AD-8 ONLY **\$89<sup>95</sup>**

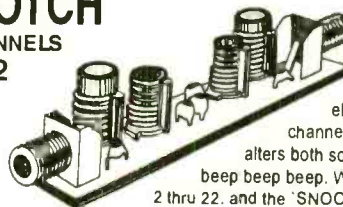


**THE ZAPPER** activates any radar detector within 3/4 of a mile. Check the brake lights of that sports car that just went by 90 miles an hour. Back off that 18 wheeler trying to eat your back bumper. Put the fun back in driving. THE ZAPPER is a 10GHz amateur transmitter the size of a cigarette pack, operates on a 9v battery, when the button is pushed, brake lights and radar detector light the skies. Complete with the rules of the new ROAD WARRIOR GAME...TROLLING FOR TAIL LIGHTS, Americas fastest growing highway participatory sport.

Built **\$49<sup>95</sup>**  
Kit **\$39<sup>95</sup>**

## TV NOTCH

FOR CHANNELS 2 thru 22 ONLY




## FILTERS

Our TV filters eliminate unwanted TV channels or interference that alters both sound and video with a beep beep beep. Works on cable channels 2 thru 22, and the 'SNOOPER & BULLET'.

NOTE: All TV Filter Kits are sold for educational purposes only. You must obtain permission from your local cable company before using these filters on your cable system.

DF-222 Kit **\$14.95**



## PHONE TRANSMITTER

Small but mighty, it fits anywhere. Phone line powered, never needs batteries. Transmits both sides of a phone

conversation loud and clear, wireless, to any FM radio at great distances. Variable tunes from 70MHz to 130MHz FM. You can also use it as a speaker phone. SIZE .5"x1".

TEL-B1 **\$12.95**



## WIRELESS FM MICROPHONE

Small but mighty this little jewel will out perform most units many times its price. It really

stomps out a signal. The WM-1 kit is a buffered wireless mike that operates from 80MHz to 120MHz FM, the frequency of any broadcast FM radio. Includes a mini-electret mike. SIZE: .8"x1" 6 to 12VDC

WM-1 **\$14.95**



This Manual contains all schematics, parts lists & P.C. board layouts for all of the Rainbow Kits. Use your own parts to construct any of our kits.

## KIT BOOK

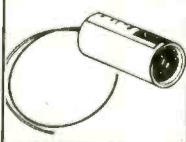
**\$14.95** \$9.95 with the purchase of any kit.

## SUPER SNOOPER BIG EAR

Listen through walls, hear conversations across the

room. Add a parabolic reflector and hear blocks away. The BIG EAR can be hidden about anywhere. Makes an ultra sensitive intercom. Can be used as a 1.5W AMP. We supply a mini-electret mike in the kit. SIZE: 1"x.75" 6 to 12VDC.

AA-1 **\$10.95**



## 5.0mW Laser Diode

Great for making a gun sight, use as a transit, makes a super

experimenters project. The beam is visible with a wavelength of 670 nm. Size of beam is 6mm at 5 meters. Operates on 3 volts DC at 85mA. Size: 10.5mm x 18.5mm with an adjustable collimating lens.

LDM-5 **\$89.95**

Please add sufficient postage First lb \$5.00 Canada \$7.00 Additional LB. Add \$1.00 US FUNDS ONLY We will accept telephone orders for Visa or Mastercard



To Order Call **317-291-7262**



**ELECTRONIC RAINBOW INC**

6254 LaPas Trail • Indianapolis, IN 46268  
FAX 317-291-7269

# ALL ELECTRONICS CORP.

QUALITY PARTS • DISCOUNT PRICES • FAST SERVICE • HUGE SELECTION

## JUMBO SAVINGS JUMBO LEDS



Liton # LTL 327C - 8MM  
Ideal for eye-catching indicators and displays. A recent quantity purchase of these BIG, 8mm diameter, red diffused LEDS enables us to provide some very special pricing. The leads on these devices have been trimmed to 0.325", leaving plenty of room for soldering. Normally these parts would sell for more than twice our price.

5 for \$1<sup>00</sup>

CAT # LED-23

100 for \$15.00 • 1000 for \$120.00

## NEW LOW PRICE UNIVERSAL IR REMOTE CONTROL



The Fox 400™ wireless infrared remote control works with most TVs, VCRs, cable and audio devices.

Works with all major brands and lots of not-so-major brands. Use it to replace lost IR remotes or to combine up to four remotes into one unit. User friendly. Includes complete instructions and an 800 phone number if problems should occur. Fully guaranteed. Requires 3 AAA batteries (not included).

\$11<sup>75</sup>  
each

CAT # IR-400


## "HI-8" VIDEO CASSETTE (USED)

8 mm Video Camcorder Users!

SONY Hi-8

Top quality, metal particle 120 minute video cassettes. Used for a short time, then bulk-erased, each cassette has its own plastic storage box. New, these high quality cassettes sell for considerably more. Satisfaction Guaranteed.

CAT # VCU-8



\$3<sup>00</sup>  
each

10 for \$28.00 • 100 for \$250.00

## MINIATURE TOGGLE



D.P.D.T. (ON-ON)

ALCOSWITCH # MTM206NPC

Short bat handle, 0.25" long.

PC terminals

CAT # MTS-82PC

\$1<sup>25</sup>  
each

25 for \$25.00 • 100 for \$90.00

## ALUMINUM KNOBS

6 FLUTE DESIGN W/ INDICATOR

LINE Alcolnob # KA700B1/4

0.75" diameter X 0.63"

6-32 set screw. CAT # KNB-73

\$1.00 each • 25 for \$ 18.75

3 FLUTE DESIGN W/SKIRT  
AND INDICATOR LINE

Alcolnob # KS 500B1/4

0.5" dia. knob with 0.75" dia.

skirt. 0.63" high. 6-32 set screw.

CAT # KNB-75

\$1.00 each • 25 for \$ 18.75

## CPU HEATSINK



Wakefield 1.5" square X 0.25" high black anodized aluminum heatsink for 15 X 15 PGA type chips. 13 vertical fins for maximum cooling efficiency.

\$1<sup>50</sup>  
each

CAT # HS-38

## 3" SPEAKER W/ BAFFLE

We don't know the original application for these speakers, but they're well made and will handle a lot more power than their size would indicate. According to our primitive tests they provide good mid range response at 30 watts or better. The well-constructed 3" 6 ohm speaker has a heavy magnet and a foam-edged paper cone. It's conservatively rated at 7 watts, but the 7" deep, fiberglass filled baffle enables it to sound good at much higher power. Give them a try for car or home applications.



\$6<sup>00</sup>  
each

CAT # SK-31

## 9 VOLT 60 MA SOLAR PANEL



These 6" X 6" glass enclosed photovoltaic panels produce 9 Vdc at 60 ma. Ideal for charging batteries and powering small devices. Put two or more together for more current and voltage. Includes hook-up instructions.

CAT # SPL-960 \$5<sup>25</sup>  
each

## LASER POINTER



The "Infiniter"™ # QPON-670-2:10

Projects a bright red spot up to 100 meters. An excellent business or educational aid. Settings for continuous or flashing beam. LED indicator. Low battery indicator. Includes 2 AAA batteries. Hi-tech ergonomic gun-metal gray and black case.

CAT # LP-210 \$69<sup>95</sup>  
each

## 480 X 128 DOT LCD ASSEMBLY

Hitachi # LM215B

Originally built for Federal Express, these brand-new assemblies consist of a heavy-duty plastic display housing with a metal mounting bracket. Housing size:

13.18" X 4.93" X

1.2". Inside

the housing

and easily

removable

is a stand-

ard Hitachi

480 X 128

graphic and

alphanumeric

display with

built-in drivers.

Requires an external

controller (HD61830 or equiv.).

Display area is 9" X

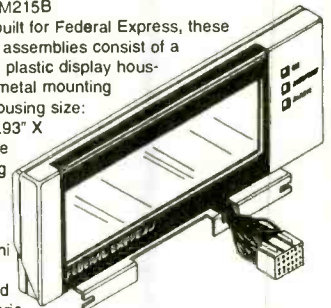
2.71." Module size is 10.6"

X 4.33". Includes spec.

and hook-up sheet.

CAT # LCD-24

\$32<sup>00</sup>  
each



MANUFACTURERS - We Purchase EXCESS INVENTORIES... Call, Write or Fax YOUR LIST.

CALL, WRITE  
or FAX For A  
Free 64 Page  
CATALOG.  
Outside the U.S.A.  
send \$2.00 postage.

ORDER TOLL FREE 1-800-826-5432

MAIL ORDERS TO:  
ALL ELECTRONICS CORP.  
P.O. BOX 567  
VAN NUYS, CA 91408-0567

FAX (818) 781-2653  
INFO (818) 904-0524

Minimum Order \$10.00 • All Orders Can Be Charged to Visa, Mastercard or Discover • Checks and Money Orders Accepted by Mail • Orders Delivered in the State of California must include California State Sales Tax • NO C.O.D • Shipping and Handling \$4.00 for the 48 Continental United States • ALL OTHERS including Alaska, Hawaii, P.R. and Canada Must Pay Full Shipping • Quantities Limited • Prices Subject to change without notice.



CIRCLE 28 ON FREE INFORMATION CARD



# Are Cable Companies Sucking You Dry?



**FREE  
Catalog!**

**All Major  
Brands!**

Take a Bite out of High Rental Fees  
with your own

## Converters & Descramblers



Everquest • Panasonic • Jerrold • Zenith • Pioneer  
Scientific Atlanta • Oak • Eagle • Hamlin • Tocom



Order  
Toll-Free **1 800 624-1150**

Call today for a FREE catalog!

# MD Electronics

875 S. 72 Street • Omaha, NE 68114





### HAND-HELD SCANNER

New units with PC-compatible "Interpreter" OCR software, with imaging capability, 100-400 DPI resolution, LED and audible scanning speed indicators. 8-bit I/O card included. 100% PC-compatible. (SC04-1)

**\$59.00 each**

### HAND-HELD TRACKBALL

PS/2 and Microsoft compatible. Two keys, 200 DPI. (MUHTB)

**\$14.95 each**



### TRANSPARENT 3-BUTTON MOUSE

Watch your mouse ball in action! Selectable 2- or 3-button operation. Fully compatible with Mouse Systems and Microsoft. 300 DPI opto-mechanical encoder. Six-ft. cable with DB-9 connector. FCC approved. Easy-to-follow instructions and software on 5.25" floppy disk. (MUS3C)

**\$7.95 each**



### CABLE EXTENDER SET

Set of six-foot extender cables for VGA, mouse and keyboard for IBM and compatible computers. (94W033)

**\$11.75**

### PRINTER SWITCHES

2-to-1 parallel auto switch. DB-25F cable connectors. Manual switch or software switchable. (AS21P)


**\$22.00 each**

4-to-1 parallel auto switch, same as above. (AS41P)

**\$29.95 each**

6-to-2 parallel auto switch, same as above. (AS62P)

**\$49.00 each**



### RIGHT ANGLE PRINTER CABLE

Six-foot cable with DB-25M to 36-pin Centronics right-angle connector. (PC-6R)

**\$1.99 each**

### KEYBOARD EXTENSION CABLE


Ten-foot cable with DIN 5 male to DIN 5 female connectors. (KB-10)

**\$1.49 each**

### PRINTER EXTENDER CABLE

Connect your PC or compatible to a printer up to 1200 feet away with this transmitter/receiver connected by two- or four-wire modular telephone cable. No external power needed. (PCE-11)

**\$25.00 each**



### HEAVY DUTY INSTRUMENT CASES

Both units split apart for ease of working. Self-adhesive feet and screws included. Plastic used for flexibility and strength. Grey body complete with black front and rear panels. IC115B includes ventilation slots and speaker recess.

• IC115A (2.5" x 8" x 6.4") **\$6.20**

• IC115B (3.1" x 10" x 7.4") **8.20**

### PROJECT BOX

Measures 7.25"W x 9.375"L x 1.5"H. Front panel has LED. Back panel has two power connectors, one DB-25, one DB-15 and one pushbutton switch. (94Z029)

**\$8.95 each**

### 4 VOLT 1/2 WATT SOLAR PANEL

5" x 6". (94E020)

**\$7.95 each**



### ALLEGRO STEPPER MOTOR DRIVER IC

UCN5804. Single-step, two-phase and half-step modes. 1.25A rating. New. (93I002)

**\$4.50 each**

• Packaged with 5V stepper motor (92M010) and schematics. (93I003)

**\$9.95 each**

**MRF454 - \$17.00 each**



### 250 WATT TRANSISTOR PAIR

Complementary pair MJ15024 and MJ15025, 250 Volt, 16 Amp transistors used for high power audio and other linear applications. Application notes included. (92S012)

**One Pair for \$9.95**



### DIP IC EXTRACTION TOOL

(93Z021) **\$1.49**



### SWITCH BONANZA

Assorted switches. May include rotary, toggle, slide, "micro," breaker, pushbutton and weird. (92B012)

**50 for \$4.95**

### 3 1/2 DIGIT DIGITAL MULTIMETER

AC Volts: 4 ranges, 700 VAC max. DC Volts: 5 ranges, 1000 VDC max. Amps: 7 ranges, 20A max. Resistance/diode check: 8 ranges. Transistor and capacitor checker. Made by Windward Products. (WP3910)

**\$49.95 each**



### 6 METER FSK BOARD

Crystallized on 50.675 receive frequency. Super het with 10.7MHz IF. Three ICs and one transistor. Not a kit! New, with schematics and spec sheet for major components. (92A067)

**\$9.95 each**



### MINIATURE C-BAND LNB

Low-noise block converter. Better than 40°K noise temperature. Spec sheet included.

(94G001) **\$49.95 each**

### SYNTHESIZED TUNER BOARD

50-150MHz approx tuning range. 10.7MHz IF. MC145155 synth IC and a Mitsumi 407-A26 tuner module. All controlled by a Z8 CPU and 2716. New. Comes with schematic and spec sheet for major components. (92A027)

**\$19.95 each**



### CARBON COMP RESISTOR ASSORTMENT

Many individually packaged. (94P031)

**5 Lbs. for \$9.95**

### VIRTUAL UNREALITY!

Joystick hand grip contains thumb and trigger switches. Build your own "fight simulator" joystick with this.

(94Z030) **99¢ each**



### PRECISION RESISTOR ASSORTMENT

Many individually packaged. (94P030)

**5 Lbs. for \$9.95**

### 3-POLE DC MINI MOTOR

1.5-30 VDC draws 40mA @ 3V, 100mA @ 24V. Shaft 5/16" long, approx 0.030" diameter. Bronze bearings. Sixe 3/8" x 7/8" x 3/4".

(92M008) **10 for \$8.95**



### CABLE ADAPTER


DB-25 male to Centronics 36 male. Converts a 25-conductor serial/parallel cable into a printer cable. (AD-25)

**\$2.49 each**

### JOYSTICKS

Base 1" cube. Two 150K pots. Well constructed. (93P005)

**\$3.95 each**



24-Hour BBS

(408) 943-0622

9600 Baud - N-8-1

# ALLTRONICS

2300 Zanker Road - San Jose, CA 95131

(408) 943-9773 - Fax (408) 943-9776

VISA, MC, Amex cards accepted.  
Minimum order \$15.00.  
CA & OH residents add local sales tax.  
Shipping additional on all orders.



AMERICAN RELIANCE

## AMREL Offers Lowest Prices & Best Warranties on DC Power Supplies ANYWHERE!

3 YEAR WARRANTY



3 YEAR WARRANTY



### AMREL Offers Superior Analog Power Supplies Starting as Low as \$149.00

- Low Output noise rating less than 0.3mV.
- Line/load regulation rated at low 0.01% + 1mV.
- Transient response time of 50µ Sec.
- Overload protection, and Output enable/disable.
- Coarse and fine voltage/current adjustment.
- Auto series/parallel operations for triple output supplies.

### AMREL Offers Features And Prices on Digital Power Supplies That The Competition Can't Beat!

- Microprocessor controlled.
- User friendly keypad data entry.
- Low output noise rating less than 1mV.
- Line/Load regulation rated less than 2mV.
- Output enable/disable and Power off memory.
- Optional RS-232 interface capability.

Model	LPS-101	LPS-102	LPS-103	LPS-104	LPS-105	LPS-106	LPS-301	LPS-302	LPS-303	LPS-304	LPS-305
Rating	30V/1A	30V/2A	30V/3A	+30V/1A -30V/1A 3-6.5V/3A	+30V/3A -30V/3A 3-6.5V/3A	60V/1A	15V/2A(H) 30V/1A(L)	15V/4A(H) 30V/2A(L)	30V/3A	+30V/1A -30V/1A 5V/2A	+30V/2.5A -30V/2.5A 3.3-5V/3A
List Price	\$195	\$225	\$295	\$395	\$495	\$245	\$249	\$299	\$369	\$399	\$599
Sale Price	\$149	\$179	\$199	\$375	\$469	\$219	\$199	\$285	\$350	\$379	\$569

**PRINT**  
Products International Inc.



Call: 1-800-638-2020



8931 Brookville Road • Silver Spring, Maryland 20910 • Fax: 800-545-0058 •

CIRCLE 150 ON FREE INFORMATION CARD

## DC/CAD introducing...

### THE TERMINATOR


Super High Density Router  
(Complete with Schematic & PCB EDITOR)

Features the following powerful algorithm & capability:

- Rip - up and Retry
- Pre-routing of SMT components
- Real-Time via minimization
- Real-Time clean up passes
- User defined strategies
- Window 3.0 capability as DOS Task
- 1-mil Autoplacer and Autopanning
- Two-way Gerber and DXF
- Automatic Ground Plane w/ Cross-Hatching
- Complete w/ Schematic & Dolly Libraries
- Optional simulation capability & protected mode for 386 users

\* PCB LAYOUT SERVICE AT LOW COST \*

LEASE PROGRAM & SITE LICENSE AVAILABLE



Design  
Computation

1771 State Highway 34  
Farmingdale, NJ 07727  
(908) 681-7700 • (908) 681-8733 (FAX)


"DC/CAD... The focal points of future CAD market"

Call for  
**DC/CAD - \$95**  
(available for students only)  
normal price range  
**\$295 - \$2500**

## Make your projects speak for themselves... Ours do!

### DIGITAL VOICE RECORDERS

- Record up to 218 seconds
- 1 to 8 messages
- High quality speech 12 bit
- Switch-closure actuation
- Sample rates up to 20Khz
- On-board backup
- Direct speaker output
- Wide operating range
- Small size 2.6" X 2.6"
- Made in U.S.A.



MODEL AudioQ™-218

Call or write for more information

OEM price and delivery available

Custom designs and enclosures

Single unit price \$149.00 plus s+h

Quantity pricing as low as \$99.00

**GETTECH** Inc.

402 Riley Road, New Windsor, NY 12553

(914) 564-5347

Specifications and price subject to change.

February 1995, Popular Electronics

# CELLULAR SOFTWARE AND MODIFICATION GUIDES

*Call Spy Supply for all of your Cellular needs!*

*We Carry:*

## CELLULAR SOFTWARE

(We have the software to do New Motorola Phones)

## CELLULAR CABLES


(For the Motorola, Panasonic, and Nokia Phones)

## CELLULAR MODIFICATION GUIDES

(Covers all cellular manufacturers)

## CELLULAR PHONES

(We carry a complete line of cellular phones)



## FREE TECHNICAL SUPPORT!

We now offer Cellular Phones cloned with your existing number! Buy a handheld, transportable or car mounted phone ready to go and have only one monthly bill!

### *Don't Get Ripped Off!*

Before you buy our competitor's manual, call and ask if they offer  
**FREE TECHNICAL SUPPORT**

### **SPY SUPPLY**

Find out why the  
CIA - FBI - DEA -  
SECRET SERVICE

Have ordered from our catalog  
To receive yours, send \$5.00 to:

### **SPY SUPPLY**

1212 Boylston St. #120  
Chestnut Hill, MA 02167

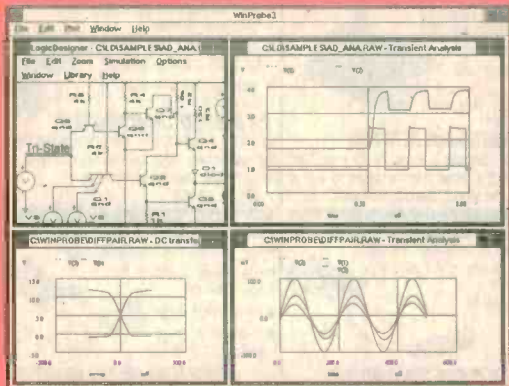
**SPY SUPPLY, 1212 Boylston St. #120, Chestnut Hill, MA 02167**

**(617) 327-7272**

*Sold for educational purposes only*

Powerful Integrated Digital and Analog (Berkeley Compatible Spice)  
Circuit Design and Simulation Software for Microsoft Windows (network compatible)

**Best value in town!! Includes 4 Integrated Modules: LogicDesigner + WinSpice + WinScope + Symbol Editor**  
**Perfect For Students, Technicians and Engineers!!!**



Simply connect your circuit on the screen, enter simulation options, then kick back and watch it work!! Comes with two Spice libraries plus 5 more libraries of Active Digital Devices CMOS, 74xx, 74xxx, ALUs, counters, MUX, FFs etc. Plus a Passive symbol library of Microprocessors and more. Use the Symbol Library Editor to Design your own symbols and symbols to represent Sub-circuits, True Bussing, Buss pins can be assigned Unique Names, Parts Billing List, Legends, Nested Subcircuits for Hierarchical Top Down or Bottom Up Design, Checks Fan Out Violation and Electronic Rules, Device Unit Numbers/Chip Pinouts Automatically added as per Data Books, Connectors, Spice Netlist Generator, Continuous ZOOM In/Out, Cut/Copy/Paste, Multiple Rotatable Fonts, Rotatable Symbols, Multiple Zoomed In/Cut Printouts to any Windows Printer. ON LINE HELP

**LogicDesigner Digital Simulation/Schematic Capture Module**

Interactive Digital Simulation and Schematic Capture, Single Step Mode, Variable Speed Simulation, Programmable Digital Delays, Multi Waveform Scrolling Timing Diagram Memorizes up to 30000 Ticks Worth Of Timing Data, Truth Table Generation, Binary to 7 Segment Displays, Hex Keypads, Programmable Clock Sources, Logic Probes. Built in Logic Analyzer can be set up to generate Edge or Level Sensitive Breakpoints, or when Signals are Equal To, Greater Than, or Less Than a Certain Value or any AND/OR Combination. Sequential Breakpoints help Track Down and Debug Circuit Race Conditions Glitches, Setup and Hold Violation and other Circuit Design Errors. Simulates Tri State, Open Collector & Don't Care Logic, RAM/ROM, One Shot, Carry Look Ahead, Shift reg, Pull Up/Down Resistors.

**WinSpice Simulator & WinScope Data Analyzer Modules**

**SPICE LIBRARY:** MOSFET, GaSFET, BJT, FET, Diode, OpAmps, Comparitors, 555 Timer, Resistor, Cap, Inductor, Transmission Line, Controlled, Independent, Dependent, Arbitrary Source, Pulse, Sin, Piece Wise Linear, and FM Sources, Current and Voltage Controlled Switches. All models Expandable And User Modifiable. Imports MACRO MODELS of Your Favorite Manufacturer Supplied Parts.

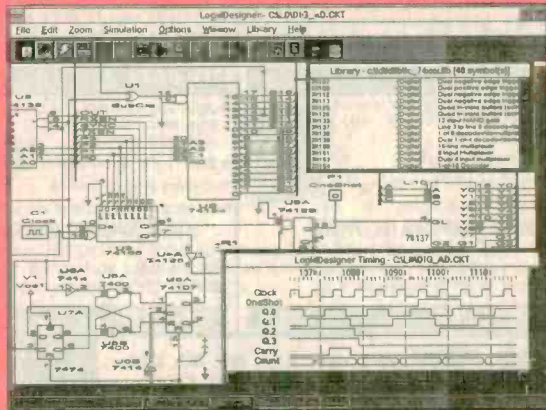
**ANALYSIS TYPES:** AC, DC, TRANSIENT, POLE-ZERO, NOISE, SENSITIVITY, FOURIER, TRANSFER FUNCTION, AND OPERATING POINT ANALYSIS.

**DATA ANALYZER:** Graphs Simulation Results using Multiple Plot Windows and Waveforms. Plots Linear, Logarithmic, Polar, Smith Chart, BODE Type Plots + More ZOOM in and out of Plot Waveforms. Plots Complex Math Expressions Using Plot Variables As Arguments, Calculates Derivatives, Log, Trig functions, Define Macros of Complex Math Formulas.

Price \$99.99 reg \$179.99 S&H \$3.00 VISA/MC

**ISLAND LOGIX INC.**

920 South West 95 Terrace  
Pembroke Pines, Florida 33025 U.S.A.  
PH (305) 435-7665 FAX (305) 435-7891



CIRCLE 144 ON FREE INFORMATION CARD

**CABLE TV**  
**UNIVERSAL PRODUCT**  
New Technology

**UNIVERSAL 5000 \$199.95**

Our fully assembled product is factory tested and **GUARANTEED** to work on your system.

**MODEL 4000 KIT \$ 79.95**

The 4000 KIT comes with all the electronic parts and our Cad designed PC board. We provide parts list, full schmatic, wiring diagram and tutorial.

**MODEL 4000A Enclosure \$ 44.95**

The 4000A Enc. Package will provide the hobbyist, who has our 4000 Kit, a custom enclosure, AC adaptor and finish accessories to enclose their kit.

**MODEL 4000 And 5000 Features**

- The latest in Video Amplification Technology.
- New clocking circuits to stabilize color and picture performance.
- The most advanced picture locking circuitry.
- Inverted Video Option is available.
- NO CONVERTER BOX is necessary.

**The Halcyon Group 1-800-664-6999**

In Canada call 813-751-3262



**Are you overpaying . . .**  
**. . . your cable company?**

**You are if . . .**

**. . . you are leasing their equipment.**

- Forest Electronic, Inc. offers a complete line of New Cable Equipment that is fully Compatible with your cable system.
- All systems come with: Remote Control, & Parental Guidance Feature. Volume Control is also available.
- All Equipment is fully guaranteed & comes with a 30 day money back option.

For More Information Call Us At:

**800-332-1996**

FAX: 708-860-9048



Serving the public since 1981

# XANDI ELECTRONICS

201 E Southern # 205, Tempe AZ 85282 - 5140



**BUY WITH CONFIDENCE FROM XANDI**

• 30-DAY REFUND POLICY

• TECH SUPPORT NUMBER

(602-894-0992)

- Smallest FM transmitter anywhere!
- Tunes 88-108 MHz.
- Powerful 2 stage audio amplifier.
- Sensitive, picks up sounds at the level of a whisper.
- Up to 1 mile range.



### SUPER-MINIATURE FM TRANSMITTER

World's smallest FM transmitter. Use with any FM broadcast receiver. Easy to assemble, all chip (SMT) parts are pre-assembled to the circuit board.

XST500 (E-Z) Kit ..... \$44.95

- Smallest Phone transmitter anywhere!
- Tunes 88-108 MHz.
- No batteries required, powered by phone line.
- Up to 1/4 mile range.
- Attach to phone line anywhere in house, even inside phone.



### SUPER-MINIATURE PHONE TRANSMITTER

World's smallest FM phone transmitter. Use with any FM broadcast receiver. Easy to assemble, all chip components are pre-assembled to the circuit board.

XSP250 (E-Z) Kit ..... \$34.95

- Uses sensitive microwave transistor amplifier.
- Covers 1 to 2,000 MHz.
- Compact hand held unit.
- Includes miniature loud speaker for audio indication of detected signals.



### SUPER SENSITIVE BUG DETECTOR

When the XBD200 intercepts a signal in the 1 to 2,000 MHz range, it emits a growl that increases to a high pitched squeal as the signal strength increases

XBD200 (C) Kit ..... \$49.95

- Transmit high quality stereo to any FM stereo receiver.
- Built-in output level monitor for quick and easy tuning.
- Ideal for use with personal CD player.



### FM STEREO TRANSMITTER

Transmit full-bodied Hi Fi stereo to any FM stereo receiver. Separate left and right inputs and gain controls. Includes an output booster stage for greater range.

XFS-CASE KIT ..... \$13.95

XFS108 (C) KIT ..... \$41.95

- Dial your phone from anywhere and listen to the sounds inside your home.
- Two digit Touch Tone code for secure operation.



### TELEPHONE SNOOP

The latest in home or office security. Call home from anywhere, enter a two digit security code, and hear the sounds in your home. Automatically turns on without ringing the phone, verifies code, then activates for one and a half minutes.

XPS-CASE KIT ..... \$13.95

XPS1000 (C) KIT ..... \$49.95

- Transmits a continuous beeping tone.
- Adjustable from 88 to 108 MHz.
- Up to 1 mile range.
- Works with any FM broadcast receiver.



### TRACKING TRANSMITTER

Only 0.7 by 2.4 inches, the XTR100 operates at voltages of 3 to 18 Volts and is ideal for use in locating lost model rockets, bicycles, automobiles, games of hide and seek, and contests.

XTR100 (C) Kit ..... \$33.95

- Works with any FM broadcast receiver.
- Turns off when phone is not in use to extend battery life.
- Adjustable from 88 to 108 MHz.
- Up to 1 mile range.



### LONG RANGE PHONE TRANSMITTER

Similar to our very popular XSP250, the XTT100 is battery powered for greater range. It plugs into any phone jack and transmits both sides of conversations on that line.

XTT100 (C) Kit ..... \$32.95

- Use with any FM broadcast receiver.
- Hear every sound in an entire house!
- Up to 1 mile range
- Powerful 2 stage audio amplifier.



### MINIATURE FM TRANSMITTER

The XFM100 has a super sensitive microphone and is capable of picking up sounds at the level of a whisper, and transmitting them to any FM broadcast receiver.

XFM100 (C) Kit ..... \$32.95

- Digital voice changing: male to female, female to male, adult to child, child to adult.
- Anonymity on any call.
- Button for normal operation.
- 16 levels of voice masking.



### VOICE CHANGING TELEPHONE

STOP THOSE ANNOYING TELEPHONE CALLS! Sound older and tougher when you want to. Not a kit. Fully assembled. Single phone operation only.

TRANSITION 2000 ..... \$89.95

- Digital voice changing: male to female, female to male, adult to child, child to adult.
- Use with any modular phone.
- 16 levels of voice masking.
- Connects between handset and phone.



### VOICE CHANGING ACCESSORY

STOP THOSE ANNOYING TELEPHONE CALLS! Sound older and tougher when you want to. Not a kit. Fully assembled. Use with single or multi-line phones.

TRANSITION 2001 ..... \$59.95

- Uninterrupted coverage of 800 to 950 MHz.
- Works with any scanner that can receive 400 to 550 MHz.



### 800-950 MHz SCANNER CONVERTER KIT

If your scanner can receive 400-550 MHz, just add the XLC900 for uninterrupted 800-950 MHz coverage. It converts all 800-950 MHz signals down to 400-550 MHz so your scanner can receive them! Add our custom case kit for that "Professional" look.

XLC-CASE KIT ..... \$13.95

XLC900 (C) KIT ..... \$49.95

- Works with most any scanner.
- 10 TO 1000 MHz.
- 10 dB typical gain.
- 3 dB typical noise figure.



### 10 -1000 MHz AMPLIFIER

Designed to help scanners with poor sensitivity pull in those weak signals. Includes OFF/BYPASS switch for returning to normal operation and front panel gain control. Add our custom case kit for that "Professional" look.

XLA-CASE KIT ..... \$13.95

XLA1000 (C) KIT ..... \$24.95



WE ACCEPT VISA, MC, MO, COD SHIPPING & HANDLING EXTRA

TOLL FREE ORDER LINE

1-800-336-7389

ASK FOR FREE CATALOG OF OUR PRODUCTS

SEND MAIL ORDERS TO:

XANDI ELECTRONICS BOX 25647 TEMPE, AZ 85285-5647

CIRCLE 134 ON FREE INFORMATION CARD

Radiotelephone - Radiotelegraph

## FCC Commercial License

### Why Take Chances?

Discover how easy it is to pass the exams. Study with the most current materials available. Our Homestudy Guides, Audio, Video or PC "Q&A" pools make it so fast, easy and inexpensive. No college or experience needed. The new commercial FCC exams have been revised, covering updated Aviation, Marine, Radar, Microwave, New Rules & Regs, Digital Circuitry & more. We feature the Popular "Complete Electronic Career Guide" 1000's of satisfied customers **Guarantee** to pass or money back. Send for **FREE DETAILS** or call **1-800-800-7588**

WPT Publications  
4701 N.E. 47th Street  
Vancouver, WA 98661

Name \_\_\_\_\_

Address \_\_\_\_\_

City \_\_\_\_\_ St. \_\_\_\_\_ Zip \_\_\_\_\_

**1-800-800-7588**


## Save for retirement with U.S. Savings Bonds. They'll mature before you do.

U.S. Savings Bonds are the safe, easy and affordable way to save for retirement. Ask your banker or your employer about including U.S. Savings Bonds in your retirement savings program.

And who knows? Your bonds just might mature before you do.


Write U.S. Savings Bonds, Washington, DC 20226.

For a recorded message of current rate information, call 1-800-4US BOND  
1-800-487-2663



A public service of this magazine

## THE AMAZING RADIOSONDE



**SALE**

WAS \$8.95

**G5058 \$6.95**  
2/\$12.00

Very late model Radiosonde made for tracking all types of weather data. These were to be sent aloft attached to a weather balloon (not included). Each is about 10 1/2" long x 3 3/8" thick x 8" wide. Inside of the removable cardboard sleeve is a styrofoam chamber housing a sophisticated IC circuit board which has sensors attached to measure atmospheric pressure, temperature and humidity. As it gathers the information, it transmits the data at about 1.677 gigahertz (GHz). These are prime, brand new units that were waiting shipment from the manufacturer (Space Data Corporation) to the government when the contract ended. These are complete except for the 24V battery (we connected two 9V batteries in series and the unit worked perfectly from them). Sorry, no schematic available. These cost the government a bundle to have made but we are selling them at a giveaway price. Hurry, get your Radiosonde today!

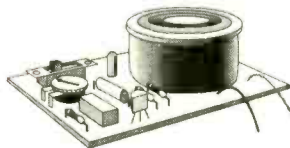
## PERSONAL PROTECTOR ALARM



**G6152 \$12.95**

Ear piercing volume of pulsating 130 dB level is emitted from this small device whenever the strap is pulled out. Great for high school or college students, shoppers, joggers, people on night shifts, etc. The sound from this is impossible to ignore-it's absolutely incredible in intensity. Size of alarm only 2 1/8" x 2 3/4" x 13/16". Has removable belt clip. Operates from one 9V battery (not included). In retail blister pack.

## POPULAR ELECTRONIC KITS



We have about 150 different kits. Here's a small sampling  
**Insanity Alarm Kit ----- G6240 ----- \$6.20**  
**Wheel of Fortune Kit ---- C3806 ----- \$13.75**  
**SMD IR Detector Kit ---- C6489 ----- \$7.20**  
**Burglar Alarm Kit ----- C6280 ----- \$8.75**  
**Phasor Sound Kit ----- C6406 ----- \$7.25**  
**Portable Filtered Black Light Kit -C6471 -- \$23.95**  
**20W + 20W Car Stereo Amp Kit --C6442 --- \$24.95**

## BLACKJACK & POKER GAME



**G6135 \$19.95**

Electronic high-tech game features a large easy to read display and a convenient pocket size. Choose either Poker or Blackjack with the press of a button. Features automatic score keeping and operates from 2 AAA batteries (not included). Blackjack features, split, surrender dealer stand on 17, double down on any points insurance when dealer has 11, variable 1 to 20, betting, etc. Poker features automatic 5 point bet per hand, player can hold or draw 0-5 cards, etc. Each game features music for winning hands. Compact fun game for hours of fun. In retail blister pack.

IF YOU CAN'T FIND WHAT YOU ARE LOOKING FOR, CALL FOR A FREE COPY OF OUR LATEST CATALOG. THIS CATALOG CONTAINS OUR ENTIRE PRODUCT LINE OF OVER 3,000 ITEMS AND IT IS STILL GROWING!

## ULTRASONIC PEOPLE DETECTOR



**PRICED TO MOVE!**

**G5809 \$14.95**

These are very interesting ultrasonic people detectors. They were designed to open doors at stores when a human approached. They have an adjustable range from 4 ft. to 10 ft. with a relay contact closure. Made by a company called Microwave Sensors but these use ultrasonic sensor technology. They are the complete circuit board assembly from their model D14 and feature 12VAC or 24VAC operation (use a transformer or our G950 adapter shown on pg. 71 of our catalog), a conical detection pattern, response time of 2 sec, hold time continuous (as long as you are in its field of view), reset time adjustable 1 to 15 seconds, current draw 60 ma idle, 135 ma activated, frequency 47KHZ, contacts N.O. or N.C. 2 amps. They operate on AC only not DC. Great for opening doors, burglar alarms, robotics, automatic voice greeting activation, etc. These are brand new completely functional board assembly (without case). Simple barrier block connection for AC power and SPDT relay contacts hookup. Size of board: 4" x 2 1/8".

## THERMAL FUSE



**G5907 3/\$1.00**  
100/\$25.00 • 1,000/\$220.00

Same type found in copiers, hairdryers, toasters etc. These handle great amounts of current, however, when their temperature rating is exceeded they "blow out" permanently for fail safe operation. This one is made by Microtemp. Rated 167°C (333°F). Brand new-prime.

## TRANSISTORS BY THE SCOOP




**G5071**  
**Less than 1¢ each**

**1 scoop \$5.00**  
**10 scoops (about 5,000) \$40.00**

We just purchased close to a 1/2 million prime house numbered transistors made for an OEM. Each is house numbered and has full length leads. They are absolutely first quality - not rejects. We think there are Darlington and small signal NPN transistors. We do know that there is at least 4 different house numbers. Most are regular size TO92 cases however, there are also a few 1 watt TO92 cases. Tremendous value as we are selling them by the scoop. Each scoop holds at least 500 transistors! Sorry we can't separate them, but at this price you can and you'll save a bundle!

## SUPER POWER MINIATURE IR TRANSMITTER UNIT

**SALE**




**G5535 \$1.25**  
12/\$12.00 • 120/\$100.00

Make all kinds of IR remote activated projects with this transmitter and an IR receiver module. These were originally designed to activate a burglar alarm system (which we don't have) by remote control. The transmitter features a red activation button, a dip switch inside to change output code, operation from 9V battery (not included), red LED transmit indicator to show when IR energy is being transmitted and a compact 4 1/4" x 1 3/16" x 3/4" black stylish case. Brand new in blister pack with 2 peel and stick "premise protected" stickers. We also supply an info sheet that shows how to convert this transmitter unit into a programmable IR receiver so a pair of these transmitter units could cover both transmit and receive functions.

## SONAR LIGHT

Sound activated bright light for dark areas in your house. These react to tapping, knocking, cries of distress, clapping of hands, snapping of fingers, breaking glass, or if the sensitivity control is turned up, just walking on a floor will turn it on. Light remains on for 2 to 5 minutes (selectable) after sound occurs. It is very sophisticated and has an IC circuit. Will not go on except in darkness. Plugs into a standard 120VAC wall outlet and features a bright light in a compact contemporary case. Needs no batteries-complete and ready to go-no more stumbling around in the dark. In retail blister pack.




**G6134 \$7.95**

## TL084 QUAD OP AMP (SMD)



Prime popular TL084 JFET input tiny SMD case quad op amp.  
**G6250 79¢**

## COPPER CLAD ASSORTMENT



**G2679 \$5.00**

Our best assortment ever. Contains 25 pieces of various size copper clad circuit board blanks. Each is double sided and you will receive thickness types from ultra thin to standard thickness. Minimum size 2" square to a maximum of 6" square. A PC board makers delight.

For Phone Orders Call (602) 451-7454  
Or Fax Your Orders To (602) 451-9495

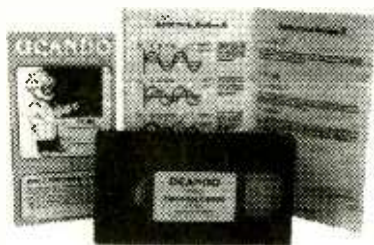
**ELECTRONIC GOLDMINE**

Minimum Order: \$10.00 plus \$4.00 Shipping and Handling. We accept MasterCard, Visa and Money orders. Canadians and orders that need US MAIL send minimum \$5.00 S&H.

**ELECTRONIC GOLDMINE**

P.O. Box 5408  
Scottsdale, AZ 85261

# Electronics made Easy with UCANDO



UCANDO's unique computer animation makes learning electronics fast and easy. These videos will...allow you to learn at your own pace...help you remember more of what you learn ... give you years of quality use... become a valuable source of reference material...make your understanding of electronics complete ... and help you build your future today. Call today and see how UCANDO is...

*"Changing The Way The World Learns Electronics."*

VT102 Introduction to VCR Repair .....	\$44.95	VT205 Amplifiers .....	\$44.95	VT305 Digital 5 .....	\$44.95
VT102 VCR Maintenance & Repair .....	\$44.95	VT206 Oscillators .....	\$44.95	VT306 Digital 6 .....	\$44.95
VT201 Direct Current .....	\$44.95	VT301 Digital 1 .....	\$44.95	VT401 AM Radio .....	\$44.95
VT202 Alternating Current .....	\$44.95	VT302 Digital 2 .....	\$44.95	VT402 FM Radio Part 1 ..	\$44.95
VT203 Semiconductors .....	\$44.95	VT303 Digital 3 .....	\$44.95	VT403 FM Radio Part 2 ..	\$44.95
VT204 Power Supplies .....	\$44.95	VT304 Digital 4 .....	\$44.95	VT501 Fiber Optics .....	\$44.95

**New Release!!!** ..... VT404 Television Part 1 ..... **\$44.95**

**SAVE!!! Buy any 6 videos for only \$240 ... SAVE MORE!!! Buy any 12 videos for only \$450**

## Call toll free 1-800-678-6113

or mail check or money order to:

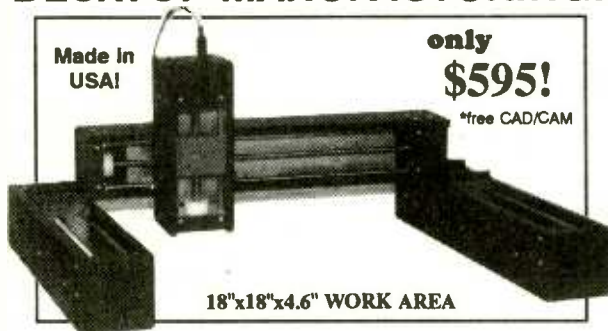
UCANDO Videos, P.O. Box 928, Greenville, OH 45331

### FREE Shipping ... FREE Catalog

CIRCLE 136 ON FREE INFORMATION CARD



## DESKTOP MANUFACTURING!



Made in USA!

only  
**\$595!**  
\*free CAD/CAM

18"x18"x4.6" WORK AREA

### THIS IS THE MACHINE YOU'VE BEEN WAITING FOR!

Have you ever dreamed of letting your computer manufacture products directly from your CAD drawings? If so, the Neuraactor CNC-4+ Desktop Manufacturing System may be just the edge you need! This fourth-generation CNC machining center can automatically drill, mill and route three-dimensional products in wood, plastic and light metals DIRECTLY FROM YOUR CAD DRAWINGS! You've seen the rapid-prototyping and "Santa Claus" machines that cost thousands of dollars, but did you know that as an electronic technician you can assemble one yourself from this inexpensive kit? Utilizing patent pending technology the Neuraactor CNC-4+ kit provides you with everything you need to machine products in three dimensions with a resolution of .001". All mechanical components are pre-fabricated, pre-machined, plated and painted. Includes four 83 oz/in digital CY-MOTORS, interface card, 5 amp power supply, 10 pitch steel lead screws, 4 proprietary Slide Block actuator mechanisms, 4 aluminum linear actuator channels, polished steel guide-rods, Dremel bracket, hardware, etc. (You provide Dremel MotoTool(tm) or flex-shaft router and work surface.) It's a complete kit! All you do is put it together and calibrate it! IF THAT'S NOT ENOUGH, WE'RE THROWING IN A FREE FULL-FEATURED 3D CAD/CAM SOFTWARE PACKAGE WITH EACH UNIT! Large 18"x18"x4.6" cutter travel for crafts, electronics and printed circuit board drilling and routing, not to mention model-making, mold-making and even painting! Get started by ordering your own Neuraactor CNC-4+ today! ACT NOW! Kit \$595 + \$24.95 UPS S/H. (For heavy-duty upgrade add \$149) Allow 4-8 weeks for delivery. U.S. CYBERLAB, 14786 Slate Gap Rd., West Fork, AR 72774 (501) 839-8293. **Free info! X-Y Power/Rotary Tables and larger CNCs now available!**

## NOW! A QUALITY SATELLITE SCPC AUDIO RECEIVER

AT AN AFFORDABLE PRICE



### UNIVERSAL SCPC-100 AUDIO RECEIVER

#### SPECIFICATIONS

STABLE, MICROPROCESSOR CONTROLLED TUNING. • 50 CHANNEL MEMORY RECALL. • COMPATIBLE WITH 950-1450 BLOCK SYSTEMS. • 3 MINUTE HOOK-UP. • LARGE L.E.D. TUNING SCALE. • RECEIVES C AND KU BAND SCPC. • DOES NOT DISABLE VIDEO WHEN IN USE.

#### SERVICES ON SCPC

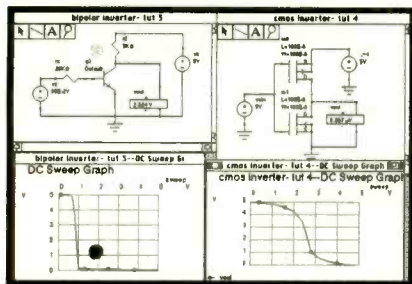
HUNDREDS OF QUALITY SCPC CHANNELS ON SATELLITES - SPORTS - AP - UPI - RADIO NETS - HOME TOWN SPORTS & RADIO - RACING - TALK SHOWS - CLASSICAL, ROCK & JAZZ - RADIO STATIONS - FINANCIAL NEWS AND MORE.

**INTRODUCTORY PRICE \$439 + S&H**  
TO ORDER CALL: 1 - 800 - 241-8171

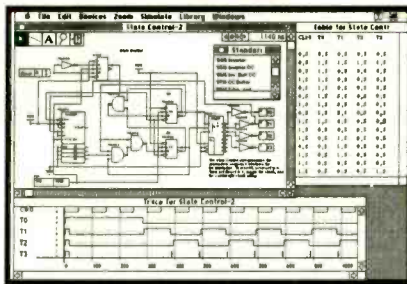
**UNIVERSAL ELECTRONICS, INC.**  
4555 GROVES RD., SUITE 13, COLUMBUS, OH 43232  
(614) 866-4605 FAX (614) 866-1201



## B<sup>2</sup> SPICE



## B<sup>2</sup> LOGIC



for windows™ and macintosh™

**B<sup>2</sup> SPICE v.1.1 \$149**

- Simulation: Transient, DC Operating Point, DC sweep, and AC sweep
- Library: MOSFETs, BJTs, JFETs, op amps, & many more
- Circuit analysis based on Berkeley SPICE
- Device & Model Property Editing
- Flexible Visualization of Results: customized graphs and tables

**B<sup>2</sup> LOGIC v 3.0 \$219**

- EDIF File Format Output
- Enhanced PLD Simulation Capture
- Subcircuit Probing
- Over 100 components available
- Customize device properties

- Demo Disks Available
- University & Student Prices Available
- Site Licenses Available
- Dealer Inquiries Welcome
- Visa/Master Card Accepted

## Why Design Circuits the Hard Way?

**B<sup>2</sup> SPICE v.1.1** and **B<sup>2</sup> LOGIC v.3.0** are the most powerful and affordable integrated analog and digital circuit design, simulation, and analysis packages available. **B<sup>2</sup> SPICE** and **B<sup>2</sup> LOGIC** neatly integrate the schematic editor, simulator, and graphics post processor. They are fully integrated and interactive and are extremely easy to use for **Windows™**, **Macintosh™**, and **Power Mac™**. Both **B<sup>2</sup> SPICE** and **B<sup>2</sup> LOGIC** are currently in use at over 100 major universities and many leading Fortune 500 companies such as The University of Michigan, Stanford, AT&T, General Electric, and Hewlett Packard, to mention a few!



**Beige Bag Software**  
2000 Hogback Road • Suite 2  
Ann Arbor • Michigan • 48105

**Phone** 313. 971. 4227  
**Fax** 313. 971. 3632  
**E-Mail** info@beigebag.com

CIRCLE 149 ON FREE INFORMATION CARD

# NOW Find the Right Part for Your VCR!



The 320-page, Fourth Edition of the **VCR Cross Reference** contains both model and part number cross references. Over 1300 new parts and 360 new models have been added.

VCR's are made in a few factories from which hundreds of different brand names and model numbers identify cosmetically-changed identical and near-identical manufactured units. Interchangeable parts are very common. An exact replacement part may be available only a few minutes away from you even though the original brand-name supplier is out of stock. Also, you may be able to cannibalize scrap units at no cost.

## with the **ISCET VCR CROSS REFERENCE**

**NEW!** The Fourth Edition is contained on a diskette for IBM PC AT/XT compatibles, DOS 2.1 or higher. The disk software allows technicians to search by manufacturer for model numbers and description of part numbers. A parts editing sequence gives an on-screen view of all substitutes for parts entered. With the diskette, the technician can update files by adding model and parts

crosses of future models. The Fourth Edition can be printed on pages completely from the diskette.

The **ISCET VCR Cross Reference**, Fourth Edition, is on 8½ × 11-in., pre-punched pages and sells for **\$36.00**. The 3½ inch diskette sells for **\$69.95** and you can view listings from a monitor or printed page.

**Only \$36.00 for pages**  
**\$69.95 diskette**

**Claggk Inc.**  
**VCR CROSS REFERENCE OFFER**  
**P.O. Box 4099**  
**Farmingdale, New York 11735**

Name \_\_\_\_\_  
Business \_\_\_\_\_  
Address \_\_\_\_\_  
City \_\_\_\_\_  
State \_\_\_\_\_ Zip \_\_\_\_\_  
Phone \_\_\_\_\_

Enclosed \$36.00 for the **ISCET VCR Cross Reference**, Fourth Edition.

Enclosed \$69.95 for the diskette containing the **ISCET VCR Cross Reference**, Fourth Edition. Please specify:

5¼ Diskettes (2) 3½ Diskette (1)

Include \$3.00 for shipping each Cross Reference (Pages or Diskette)

The total amount of my order is \$ \_\_\_\_\_

Check enclosed—do not send cash.

Visa  MasterCard Exp. Date \_\_\_/\_\_\_/\_\_\_

Signature \_\_\_\_\_

New York State residents must add applicable local sales tax to total.

February 1995, Popular Electronics

# New and Pre-Owned Test Equipment

SALES • RENTALS • SERVICE

Substantial Savings on new & pre-owned Fluke, Hewlett Packard, Leader, Tektronix and more ...

**LEADER**  
FOR PROFESSIONALS WHO KNOW  
THE DIFFERENCE



Sale

Call for latest sale price!

We buy surplus Electronic Equipment. Fax us your list!

\* Pre-Owned Oscilloscope Specials \*

- Tektronix 465 100 MHz.....\$499.00
- Tektronix 465B 100 MHz.....\$599.00
- Tektronix 475 200 MHz.....\$679.00

Fully refurbished and calibrated to original specifications

OSCILLOSCOPES		Reg. \$
8020	20 MHz 2-Ch. High Sens., TV Sync.....	\$525.00
8060	60 MHz 3-Ch. Dlyd. Swp., TV Sync.....	\$1,345.00
8100	100 MHz 2-Ch. Dlyd. Swp., TV Sync.....	\$1,595.00
FREQUENCY COUNTERS		
LDC-822	80 MHz, 7 digit, 5 ppm.....	\$395.00
LDC-823S	250 MHz, 8 digit, 1 ppm.....	\$595.00
FUNCTION & RF SIGNAL GENERATORS		
LFG-1300S	2 MHz Sweep/Function Generator.....	\$575.00
LFG-1310	10 MHz Sweep/Function Generator.....	\$1,095.00
POWER SUPPLIES		
LPS-151	Triple Output, +6V/3A, +/- 25V/0.5A.....	\$555.00
LPS-152	Triple Output, +6A/5A, +/- 25V/1.0A.....	\$645.00

Full line of Oscilloscopes, Video & Audio Test Equipment, Power Supplies, Probes and Accessories. Call for a FREE Line Catalog!

COD



TOLL FREE 1-800-99-METER



For more GREAT VALUES Call, Write or FAX • P.O. Box 708, Medford, MA 02155 • FAX (617) 665-0780

## CONTROL MEASURE INPUT

RELAYS • LIGHTS • MOTORS  
TEMPERATURE • PRESSURE • LIGHT LEVELS • HUMIDITY  
SWITCH POSITIONS • THERMOSTATS • LIQUID LEVELS

### MODEL 30 ..... \$79



- PLUGS INTO PC BUS
- 24 LINES DIGITAL I/O
- 8 CHANNEL
- 8 BIT A/D IN
- 12 BIT COUNTER
- UP TO 14K SMP/SEC

### MODEL 30 SOFTWARE

- SCHOONER ... \$39
- REAL TIME DATA PLOT • DISK DATA LOGGING
- SOFTWARE CALIBRATION
- PROTEUS (REQUIRES SCHOONER) ... \$29
- GRAPHICAL DATA VIEW • ANALYSIS OF DATA

### MODEL 150-02 .... \$179



- RS-232 INTERFACE
- TRMS, 20 AMPS
- 12 BIT A/D
- OPTO-ISOLATED
- COMPLETE DMM

### MODEL 45 ..... \$189



- RS-232 INTERFACE
- 8 DIGITAL I/O
- 8 ANALOG INPUTS
- 2 ANALOG OUTPUTS
- 2 COUNTERS-24 BIT

### MODEL 40 ..... \$99



- RS-232 INTERFACE
- 28 LINES DIGITAL I/O
- 8 ANALOG INPUTS
- PWM OUTPUT

### MODEL 70 ..... \$239



- RS-232 INTERFACE
- 18 BIT A/D
- 8.5 DIGIT
- UP TO 60 SMP/SEC

**Prairie Digital, Inc.**

PHONE 608-643-8599 • FAX 608-643-6754

846 SEVENTEENTH STREET • PRAIRIE DU SAC, WISCONSIN 53578

## GENUINE Electronics, Inc.

### Cable TV & Electronic Equipment

Genuine Electronics, Inc. can help you with virtually any electronic need:

- Cable TV Descramblers/Converters
- Bullet Protectors
- Immunizers
- Voice-Mail Systems
- Digital On-Hold Announcers
- Laser Pens

**GUARANTEED & LOWEST PRICES!**

**CALL GENUINE ELECTRONICS INC.**

**1-800-833-2915**

# IMPROVE YOUR IMAGE!

WITH OUR VIDEO STABILIZERS

BEFORE

AFTER



**SUPER VHS MODEL AVAILABLE!**

The clearest picture possible playing back movies. **GUARANTEE** to eliminate copy protection.

- No Rolls/Jitters/Flickers/Fading
- Works on all TV's, VCR's Beta & Cable
- Gold Video Connectors & Cables Included
- 2 Year Warranty
- Money Back Guarantee



## VISION ELECTRONICS

**1-800-562-2252**

2125 S. 156TH CIRCLE • OMAHA, NE 68130

# CABLE TV DESCRAMBLERS

Best Prices in the U.S.A.! Guaranteed to Work!

**WE WILL BEAT ANY PRICE!**



JERROLD, SCIENTIFIC ATLANTA, PIONEER, FTB-3, SA3

## THE NEWEST & THE LATEST

**Stealth** - Jerrold Impulse & Starcom Series (advanced version of TNT & TVT)

**M80** - Scientific Atlantas incl. 8536/+, 8580, Drop-Field

**Super-Pio** - Pioneer Systems (advanced version of Pioneer "Green")

PANASONIC TZPC145G 99 Channel Wireless Cable Converters  
ZENTEK XL2100 99 Channel Wireless Cable Converters

**1-800-818-9688**

M-F: 9-6 EST

U.S. Cable TV, Inc. Dept.: KPE025

4100 N. Powerline Rd, Bldg. F-4 Pompano Beach FL 33073  
NO FLORIDA SALES!

# TENMA™

**QUALITY TEST EQUIPMENT AT AN AFFORDABLE PRICE!**


TENMA, known throughout the industry as "The World's Most Affordable Test Equipment," is rapidly emerging as the top choice among service technicians. All products are engineered to meet the exacting standards of today's service professional. Whether your requirements are for a benchtop oscilloscope or simple DMM, TENMA can meet your needs.



Aurorange DMM



20MHz Oscilloscope with External Triggering



Computer Monitor Tester



Look to MCM Electronics for the complete TENMA test equipment picture. MCM is the one stop shop for all of your electronics needs. You'll find over 21,000 different items stocked and ready to ship within 24 hours. This includes test equipment, repair parts, semiconductors, service tools, computer upgrade products and much more. Call today for your free 324 page MCM catalog and discover the MCM difference.

New Hours: M-F 7a.m. - 9p.m.,  
Sat. 9a.m. - 6p.m. EST  
Over 21,000 itemstocked and shipped within 24 hours



**MCM ELECTRONICS** SM  
650 CONGRESS PARK DR.  
CENTERVILLE, OH 45459-4072  
A PREMIER Company

FREE Catalog, call toll free:  
**1-800-543-4330**  
Product questions: 1-800-824-TECH(8324)

GET FAST DELIVERY FROM OUR DISTRIBUTION CENTERS IN DAYTON, OH AND RENO, NV!

POP-15

CIRCLE 147 ON FREE INFORMATION CARD

www.americanradiohistory.com

# MIRACLES NEVER CEASE



## MICRO TX2000 KIT

**\$59<sup>95</sup>**

- SMALLEST 120 MW FM VOICE/PHONE TRANSMITTER
- SMALL SIZE 1-7/16" x 2 1/32"
- 88-110mhz ON ANY BROADCAST RECEIVER
- ROCK SOLID TUNING, DOESN'T DRIFT
- 5 MIN. ASSEM., HEAR A WHISPER UP TO 2 MILES
- SMT PARTS PREASSEMBLED
- INCLUDES TXMTR, MIC, ANTENNA, BATTERY CLIP, TUNING TOOL, AND INSTRUCTIONS




## VOICE SCRAMBLER/DESCRAMBLER KIT

**\$69<sup>95</sup>**

2 FOR \$129.95

- WORLDS SMALLEST AUDIO SCRAM./DESCRAM.
- TALK IN PRIVACY ON AUDIO, SPKR. OR MIC LINE
- HEAR THOSE GARBLED SCANNER VOICES
- SMALL SIZE 1"x7/8"x1/4"
- CRYSTAL CONTROLLED DIGITAL SPEECH INVERSION
- 7-15 VOLT DC SUPPLY
- LOUD HALF WATT AUDIO AMPLIFIER
- EXCELLENT AUDIO QUALITY
- INCLUDES FULL DOCUMENTATION
- DUPLEX SCRAMBLE & DESCRAMBLE AT THE SAME TIME



## MICRO 1.2 VOICE RECORDER

**\$69<sup>95</sup>**

- SMALL SIZE 1-1/4"x15/16"x1/4"
- HUNDREDS OF APPLICATIONS
- EXCELLENT AUDIO QUALITY
- 60 SECONDS REC/PLAY
- 8 OHM SPEAKER OUTPUT
- 7-15 VOLT DC SUPPLY
- 100 YEAR MEMORY WITHOUT POWER
- INCLUDES MIC, SWITCHES AND FULL DOCUMENTATION



## MICRO 2B VOICE RECORDER

**\$109<sup>95</sup>**

### MICRO 2B FEATURES

- SAME AS 1.2 PLUS:
- MULTI MESSAGES (UP TO 600 MEM.)
- SMALL SIZE 1-5/16"x1-5/8"x1/8"
- VARIABLE AUTO PLAY TIMER
- 5 VOLT KEY OUT DURING PLAYBACK

ORDER BY PHONE OR MAIL  
IN U.S.A. ADD \$5 FOR S&H

C.O.D. CHARGES APPLY  
NYS RESIDENTS ADD SALES TAX

## VFC400 VHF/UHF FM VOICE TRANSMITTER KIT




ONLY  
**\$99<sup>95</sup>**

**NEW**

- SMALLEST 400 MILLIWATT VOICE TRANSMITTER ANYWHERE! (1.5" x .56")
- RECEIVE ON ANY SCANNER OR VHF/UHF SURVEILLANCE RECEIVER
- RELIABLE CRYSTAL CONTROL OSCILLATOR
- 5 MILE RANGE (OR BETTER!)
- SUPER SENSITIVE OP-AMP PICKS UP SOUNDS AT WHISPER LEVEL
- LINE LEVEL AUDIO INPUT FOR DATA, STATION ID, OR INTERFACE TO OUR POPULAR VOICE RECORDERS
- SIMPLE 5 MINUTE ASSEMBLY, ALL CHIP COMPONENTS ARE PRE-ASSEMBLED
- CUSTOM FREQUENCIES AVAILABLE FOR LAW ENFORCEMENT
- INCLUDES TRANSMITTER, CRYSTAL, BATTERY HOLDER, MICROPHONE, ANTENNA, & INSTRUCTIONS
- CHANNEL A) 146.565 MHZ B) 149.000 MHZ (SELECT ONE WHEN ORDERING)

## MICRO-4 MULTI-MESSAGE VOICE RECORDER



- EXACT SOUND REPRODUCTION
- SMALL SIZE 1-3/4" x 1-5/8"
- NEW EDGE CARD DESIGN IS STANDARD .100 SPACING
- 4 MESSAGE MAX. UP TO 20 SECONDS
- LED INDICATES RECORDING IN PROGRESS
- 6 VOLT INPUT ONLY DRAWS .5 uA STANDBY
- 7-13.8 VOLT REGULATED INPUT @ 30ma
- 8 OHM 50 MILLIWATT SPEAKER OUTPUT
- LINE LEVEL AUDIO OUTPUT (VARIABLE)
- FULLY ASSEMBLED (NOT A KIT)
- 100'S OF APPLICATIONS, ALARMS, PRODUCT DISPLAY, NOTE PAD, HAM, CB, MUSEUMS, ETC
- SWITCHES, MICROPHONE, & INSTRUCTIONS INCLUDED

**NEW**

ONLY **\$89<sup>95</sup>**

**COMING SOON**



1145 CATALYN STREET  
SCHENECTADY, NY 12303

**MICRO-3**  
REC/PLAY UP TO 4.5 MINUTES  
UP TO 1800 MESSAGES (NO DIODES)  
MESSAGE CUEING (FAST FORWARD)

TECH. FAX: 518-381-1058

TO ORDER: CALL 1-(800)-588 4300



TECH. SUPPORT: 518-381-1057

## Technicians Professional Tool Case



~~\$39<sup>95</sup>~~

**\$29.95**  
(Limited Offer)

This hi-tech, case is designed for versatility, to protect and transport costly tools, electronic devices and instruments. Case is available with aluminum finish (281 TC) or black finish (282 TC).

Thousands of cases already sold to satisfied technicians.


• Other cases also available. • Dealer inquiries welcome.

To order call:

**(713) 395-8370 Fax (713) 395-8372**

Terms: Visa • M/C • C.O.D.'s or send check or money order to: **RATTNER NORTH AMERICA, Tool Utility Cases, 5090 Richmond, Ste. 334, Houston, Texas 77056**

- Commercial quality
- Removable, reversible tool pallet
- Case bottom consists of six adjustable compartments
- Foam lined interior
- 2 keyed locking latches
- Adjustable shoulder strap
- Reinforced steel corner braces
- Size 18" x 6 1/4" x 13" (Tools Not Included)



If you are not getting this catalog you are missing out on some of the best deals in electronics today! We have thousands of items ranging from unique, hard-to-find parts to standard production components. Call, write, or fax today to start your free subscription to the most unique catalog in the industry, filled with super values on surplus electronic and hobbyist type items. If you have a friend who would like to receive our catalog, send us their name and address and we will gladly forward them a complementary 68 page catalog.

Why pay more? Call today.



340 East First Street Fax Order Line  
Dayton, Ohio 45404 1-800-344-6324

Order Toll-Free  
**1-800-344-4465**

CIRCLE 143 ON FREE INFORMATION CARD

# CircuitMaker® vs. Electronics Workbench®

## A NEW STANDARD HAS JUST BEEN SET!

### State-Of-The-Art Analog Simulation

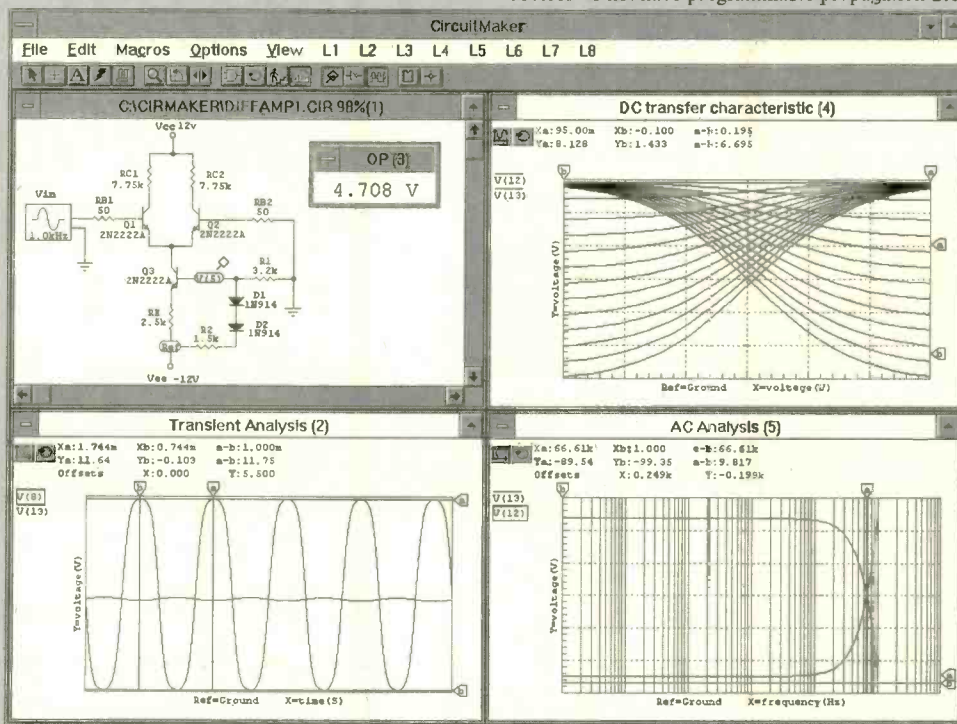
**CircuitMaker's** analog simulation results are shown in graph windows that provide powerful, interactive analysis options. You can plot multiple waveforms by clicking on the desired nodes and can select linear or logarithmic axes. Horizontal and vertical cursors facilitate quick and accurate measurements. You can also zoom in on any portion of the graph to obtain additional detail.

**Electronics Workbench** offers a single, small scope or Bode plot instrument window. The windows are not sizeable and only two waveforms can be plotted at a time. EWB has a single measurement cursor and provides no direct way to read results from the instruments.

### Superior Digital Simulation

**CircuitMaker** has an exclusive Trace feature where the state of every node is indicated in color as the simulation runs. You can monitor as many waveforms as your screen will allow, set edge or level breakpoints for analysis, and interactively see the state of any node by touching the logic probe to it. The data sequencer provides 1024 words of pattern data. Additional digital instruments include ASCII and HEX input keys and an ASCII display. CircuitMaker includes tri-state devices and devices have programmable propagation delays.

**Electronic Workbench** has no interactive logic probe or Trace capability and no Hex or ASCII keys. Their "word generator" is limited to 16 words. EWB does not have tri-state devices and digital devices do not have programmable propagation delays.



### Comprehensive Device Libraries

**CircuitMaker** includes libraries containing programmable, TTL, CMOS, generic analog and digital devices, and many powerful I/O devices. With CircuitMaker's macro function you can quickly and easily create your own functional devices and symbols. Now that's giving you the tools you need to get the job done right!

**Electronics Workbench** ships with only 17 digital devices. If you want additional devices you pay extra.

### High-Performance Schematic Capabilities

**CircuitMaker** puts you in control of your schematic with SmartWires™, bussing, page connectors, and rubberbanding. You can label devices and pins, add fully stylized multiline text, and create a parts list or netlist. With the Macro feature you can add user defined symbols to your device library.

**Electronics Workbench** dictates wire placement to you. EWB limits your overall "workbench" layout to 1 x 2 pages. EWB has no bussing, page connectors, pagebreaks, print scaling, labeling, free text fields, netlisting, zoom, undo, and no Toolbar or Toolbox.

### Competitive Upgrade Offer

You deserve the best. Upgrade from any competing product for only \$99. New users can purchase CircuitMaker for a limited time at a special introductory price of just \$269. Suggested Retail Price \$299.

### Technical Support

**MicroCode Engineering** offers free phone support from knowledgeable engineers. And, you won't find yourself listening to music when you call for help.

**Interactive Image Technologies** offers 3 free calls and then you have to pay for all subsequent calls.

Comparison based on CircuitMaker 2.0 for Windows and Electronics Workbench 3.0 for Windows. All product and company names are trademarks of their respective owners.

**CALL 800-419-4242**  
Risk free 30 day money back guarantee.

**MicroCode Engineering**  
1943 N. 205 W. Orem, UT 84057  
Fax (801) 226-6532  
Phone (801) 226-4470

**FREE FUNCTIONAL DEMO VERSION**

available on most major BBS's or sent direct for \$10 s&h


Tap into a World of...

# FREE ELECTRICITY

Our 150+ page **Self-Reliance Catalog** IS JUST LOADED WITH DC to AC ENERGY INDEPENDENCE ...

We offer:

Solar, Wind & Hydroelectric energy systems. True Sine Wave DC to AC Inverters. Electric Boat & Car kits. Portable power packs. Solar Lighting & Cooling systems. Solar Pool Heaters. Solar Battery chargers. Solar Books & Toys. DC Appliances. Active & Passive Solar Air & Water Heating Systems. Composting Toilets. Hydroponic, Fish-Farming, Solarium & Greenhouse Systems. Water Testing, Treatment, & Pumping Systems. Emergency Food & H<sub>2</sub>O Kits. High Efficiency AC/DC Refrigeration + More...



A LOT OF INFORMATION FOR ONLY \$5.75 ...

SEND CHECK or MO TO:

**Self-Reliance Company Inc.**  
P.O. Box 306, Florissant, MO 63032

# TONY TALLI'S ORIGINAL TELEVIEW DISTRIBUTORS

WHERE OUR VALUED CUSTOMERS'

**BUSINESS**

IS HONESTLY APPRECIATED  
**OUR PRICES**  
**1 800 847 3773**

Call Us Today

90 DAY + GUARANTEE  
SCIENTIFIC ATLANTA  
JERROLD PIONEER  
OAK HAMLIN




HRS. M - F 9-4 PST NO NV. SALES

## PIC

Interactive Development Environments for the Microchip Technology, Inc. PIC family of microcontrollers. Microsoft Windows 3.1 MDI Applications

### MicroView™ Simulation Environment




MICROVIEW™ is a full-featured simulation environment for the Microchip Technology, Inc. PIC 16C5X microcontrollers. Other simulation engines available.

**Features:**

- Integrated Programming Editor, Macro-Assembler
- Simultaneous Multiple Device Simulations
- Graphical Timing Diagrams, Input Stimulus Generation
- Step, Register, Full Break Point Capability
- Direct Download to PICSTART. Compatible with PICMASTER, and the Parallax Downloader

### Assemble!™ Universal PIC Assembler



ASSEMBLE! is a universal macro assembler for the Microchip Technology, Inc. microcontrollers. Assemble! supports all of the Microchip device families.

**Features:**

- Integrated Programming Editor, Macro-Assembler
- Bookmarks, Macro Key Recording, Search and Replace
- Error Report, Listings, Context Sensitive On-Line Help
- COD File Format, INHX8S, INHX8M, INHX16
- Direct Download to PICSTART, Compatible with PICMASTER, and the Parallax Downloader

MicroView™ \$149.95USD VISA/MC Assemble!™ \$99.95USD VISA/MC

TRISYS Send check or Money Order, VISA/MC Accepted, Company Purchased Orders Accepted, Shipping and Handling Included.

TRISYS, Inc. P.O. Box 11087 • Glendale, AZ 85318-1087 • USA • PH: (602) 581-1760 • FAX: (602) 516-0582



[PIC, PICMASTER, and PICSTART are trademarks and tradenames of Microchip Technology, Inc., Parallax is the tradename of Parallax, Inc.]  
CIRCLE 148 ON FREE INFORMATION CARD

# Introducing the Video Communication Terminal

**Compatible with Jerrold,  
Scientific Atlanta  
and Pioneer**

*Latest high-tech features...*

- 750 MHz
- Infra-Red Wireless Remote Control
- Integrated Volume and Mute Control
- On Screen Menu Displays For All User Functions
- Clock
- Favorite Channel Memory Bank
- Programmable Parental Lockout
- Channel 3/4 Switchable
- Last Channel Recall
- Sequential or Direct Channel Access
- HRC / STD / IRC Programmable
- Auto Frequency Control Tuning
- Sleep Timer
- Audio and Video Ports
- Switched Electrical Outlet
- Inview Video Pass-Thru Technology

PRICES AS LOW AS  
**\$199<sup>95</sup>**



**Add on Descrambler for Jerrold Systems**

	1-9	10-19	20*
TVT GOLD (orig)	\$49	\$42	\$39
PURPLE or PINK	\$59	\$49	\$45
TVT (4X4)	\$49	\$42	\$39
STEALTH+ (new)	\$59	\$52	\$45
TNT (orig)	\$75	\$65	\$59



**Add on Descrambler for Scientific Atlanta**

	1-9	10-19	20*
SADF	\$69	\$65	\$59
SA - 3	\$59	\$55	\$49
M80 (orig)	\$75	\$65	\$59



**Add on Descrambler for Pioneer Systems**

	1-9	10-19	20*
PIO - GRN	\$79	\$69	\$59
PIO - GRN+ (new)	\$99	\$89	\$79
PIO - TNT (new)	\$75	\$65	\$59

**CONVERTERS**

**Wave Master 5500-3**

- Parental Control
- Favorite Channel Memory
- Sleep Timer
- Wireless Remote Control
- Last Channel Recall
- HRC / STD Switchable
- 99 Channel

1-9	10-19	20*
\$75.00	\$69.00	\$63.00

**Millenium M-3**

- Parental Control
- Favorite Channel Memory
- Wireless Remote Control
- Last Channel Recall
- HRC / STD Switchable
- 99 Channel
- Available With Built In Descrambler
- Available With A/B

1-9	10-19	20*
\$69.00	\$65.00	\$55.00

**VCS**

VIDEO COMMUNICATION SYSTEMS INC.

ask about our complete line of products

**1-800-872-6585**

# CELLULAR PROGRAMMING SOFTWARE



**PROGRAM EXTENSION PHONES, ESN'S & NAMS !**  
 ENJOY THE SAME ADVANTAGES AS SOME CUSTOMERS THAT SUBSCRIBE  
 TO GTE MOBILNET OR BELL SOUTH MOBILTY FOR CELLULAR SERVICE !  
 CELLULAR PROGRAMMING SERVICE IS ALSO AVAILABLE !



**FOR FREE INFO CALL !!**  
**MOTOROLA ABOVE 9122**

**OUR SOFTWARE PROGRAMS MANY NEW CELLULAR PHONES DIRECTLY  
 FROM THE DATA PORT WITHOUT OPENING THE PHONE , NO SOLDERING !**

**DON'T BE FOOLED BY CHEAP IMITATIONS. GUARANTEED & TESTED.**  
 SOFTWARE AVAILABLE FOR MOTOROLA, GE, ERICSSON, SONY, MITSUBISHI, NOKIA,  
 PANASONIC, DIAMONDEL, TECHNPHONE, OTHER PRODUCTS COMING SOON.  
SOLD FOR EDUCATIONAL PURPOSES ONLY

**CELLSOFT**

**609-751-2242 EXT # 2 FAX 609-751-5549**

**JEM MARKETING, LLC 100 SPRINGDALE ROAD A3 SUITE 113 CHERRY HILL NJ 08003**

## Fix Your Own VCR!

"Do It Yourself" with The VCR Preventative Maintenance, Head-Cleaning and Repair Kit.



**It's Easy and SAVES \$\$\$\$**

- This kit includes: An instructional video tape
- step by step booklet which covers all makes and models
- supplies needed to repair 95% of all VCR problems; fuzzy picture, no play, eating tapes and more.

**\$14.95 Plus S&H**

Kit without instructional tape \$7.95

**Call 1-800-944-VCRS**

**ECP Electronics Inc.**

**30 day money back guarantee!**

VISA, MASTERCARD, AMX, DISCOVER



## CABLE TV Converters & Descramblers

*Compatible with*  
**Jerrold, Scientific Atlanta,  
 Pioneer, Oak, & Hamlin  
 Equipment**

**BRAND NEW!**

**90-DAY GUARANTEE**

**LOWEST PRICES**

*Volume Control & Parental Lockout Available*

**Greenleaf Electronics**

**1-800-742-2567**

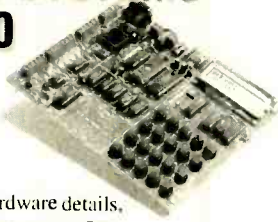
**NO ILLINOIS SALES**

It is not the intent of Greenleaf Electronics to defraud any pay television operator and we will not assist any company or individual in doing the same.



# Learn MICROCONTROLLERS and EMBEDDED SYSTEMS with the AES-10

The AES-10... a complete learning system, a complete embedded control system. Extensive manuals guide you through your 8051 development project. Assembly, BASIC, and C programming. All hardware details, complete schematics. Learn to program the LCD, keypad, digital and analog I/Os for your applications.



### 80C32 Computer/Microcontroller board with:


- 32K ROM, 32K RAM
- 2 by 16 Liquid Crystal Display
- 4 by 5 Keypad
- Digital, A/D, D/A, and PWM, I/O
- Built in Logic Probe
- Power supply. (can also be battery operated)
- Extended AES BASIC and AES Monitor in ROM
  - Built-in routines for LCD, Keypad, A/D, D/A and Digital I/O ports
  - See 80C32 registers while you Step
  - See all memory locations and data on LCD
  - See memory contents in dec. hex. and binary
- RS-232 cable to connect to PC for programming
- 8051/52 DOS Cross Assembler
- Program disks with well documented examples
- User's Manual, Language Manual, and Text



1407 North Batavia Street, Orange, California 92667, USA

\$365 . Money Back Guarantee  
Free Brochure, M/C Visa  
800 - 730-3232  
714 - 744-0981  
Fax 714 - 744-2693

# PROTOTYPE PC BOARDS!



Made in USA!

only \$595!  
\*free CAD/CAM

18"x18"x4.6" WORK AREA

### THIS IS THE MACHINE YOU'VE BEEN WAITING FOR!

Have you ever dreamed of letting your computer prototype PC boards directly from your CAD drawings? If so, the Neuroactor CNC-4+ Desktop Manufacturing System may be just the machine you need! This fourth-generation CNC machining center can automatically drill, mill and route printed circuit boards, not to mention three-dimensional products in wood, plastic and light metals DIRECTLY FROM YOUR CAD DRAWINGS! You've seen the rapid-prototyping and "Santa Claus" machines that cost thousands of dollars, but did you know that as an electronic technician you can assemble one yourself from this inexpensive kit? Utilizing patent pending technology the Neuroactor CNC-4+ kit provides you with everything you need to machine products in three dimensions with a resolution of .001". All mechanical components are pre-fabricated, pre-machined, plated and painted. Includes four 83 oz/in digital CY-MOTORS, interface card, 5 amp power supply, 10 pitch steel lead screws, 4 proprietary Slide Block actuator mechanisms, 4 aluminum linear actuator channels, polished steel guide-rods, Dremel bracket, hardware, etc. (You provide Dremel MotoTool(tm) or flex-shaft router and work surface.) It's a complete kit! All you do is put it together and calibrate it! IF THAT'S NOT ENOUGH, WE'RE THROWING IN A FREE FULL-FEATURED 3D CAD/CAM SOFTWARE PACKAGE WITH EACH UNIT! Large 18"x18"x4.6" cutter/travel directly from CAD-generated or scanned ASCII, DXF & HPGL plot files!. Get started by ordering your own Neuroactor CNC-4+ today! AC# NOW! Kit \$595 + \$24.95 S/H. (For PC board routing the heavy-duty upgrade is suggested, add \$149) Allow 4-8 weeks for del. U.S. CYBERLAB, 14786 Slate Gap Rd., West Fork, AR 72774 (501) 839-8293.

Free info! X-Y Power/Rotary Tables and larger CNCs now available!

# CABLE CONVERTER SPECIALS

	1	5	10+
<b>Sigma 550</b> NEW — 86 channel O & I compatible Last channel recall — lightning protection 1 year warranty	99.95	75.00	70.00
<b>Timeless 550 P/C</b> Same as above, different manufacturer with parental lockout. HRC switchable 1 year warranty	99.95	75.00	70.00
<b>Northcoast Excell</b> American manufactured!! 70 channel Fine tuning — Standard HRC tuning through remote, sleep timer. Green LED w/dimmer Parental lockout. Deluxe! A/B twinline available. . .	109.95	85.00	75.00



## United Electronic Supply

P.O. Box 1206-PE  
Elgin, IL 60121

708-697-0600

Orders Only Fax Number: 708/658-9515

No Illinois Sales

### NEW ITEM

Zenith Universal Remotes  
Fully Programmable  
New Program / Learn Type  
Combines both functions  
for  
VCR / Cable / TV / Stereo  
All in remote.

As low as \$19.95

Hours: Mon - Fri: 8:30 — 5:00 pm CST

24 Hour Answering Machine for orders



## Shoreline INSTRUMENTS

Automotive Meter with  
Auto-Ranging DMM


- RPM, Dwell, Frequency, Temp. (°C & °F)
- AC/DC Voltage & Current
- Continuity Buzzer, Ohms
- Standard Accessories
- Multi-tip Probe Set, Large Alligator Clips, Temp. Probe, Rubber Boot, Inductive Pick-Up
- 9V Batt.-2 Year Warranty



Sale \$159.95

◀ Item# Z6000

Sale \$44.95  
Item # Z3910



### Versatile DMM w/ Capacitance

- Large LCD Display
- DCV accuracy 0.5%
- Diode test, continuity check with buzzer sound
- Transistor hFE test
- All ranges overload protected
- Rugged case, drop proof
- Capacitance measurement 1pF-20µF in 5 ranges
- Resistance measurement up to 200M
- Auto power off
- Yellow Case

1 Year Warranty



### Auto-Range DMM w/ Capacitance

- CPU controlled with auto power off function
- 3.75 digit jumbo LCD (max reading 3999)
- 42 segment high speed bar graph
- Full auto-ranging measurement
- Offset adjustment
- Data hold and data memory
- MIN/MAX hold function
- Auto capacitance measurement 1pF to 40µF in 5 ranges
- Auto frequency measurement up to 1 MHz in 5 ranges
- Safety design according to IEC Publication 348
- 1 Year Warranty

Sale \$105.95  
◀ Item # Z3500

See Your Local Dealer or Call  
9am to 5pm Pacific Standard Time  
800-470-WIND (9463)

Additional Dealers  
Welcome

# Windward Products

We Stand Behind our Products  
Satisfaction Guaranteed

P.O. Box 378, Moffett Field, CA. 94035

## EPROM+ PROGRAMMING SYSTEM USES PARALLEL PORT

EPROMS (24,28,32 & 40 PIN\*) PLUS 27CXXX  
1702\*, 2708, TMS2716\*, 32,32A, 64,64A, 128,128A  
256,512,513,011,010,101,1001,1000,1024,210,020  
2001,220,2048,4001,040,240,4096,25XX,68764/66  
FLASH EPROMS 28F256, 28F512, 28F010  
28F020, 29C257, 29C010, 29F010  
EEPROMS & NVRAMS (18,24 & 28 PIN+CXX)  
2210,2212,2804,2816,2816A,2817,2864,2865,28256  
28C010, DS1220, DS1225, DS1230  
SERIAL EPROMS\* (8 & 14 PIN PLUS CXX)  
8R1400,M58657,2401,02,04,08,16,2444,59C11  
9306, 46, 56, 66, 8572, 82, 92  
BIPOLAR PROMS\* (16 THROUGH 24 PINS)  
74SXXX AND 82SXXX FAMILY  
MICROCONTROLLERS\* 8741, 42, 48, 49, 8751  
C51,8752,87C52,87C5XX,87C751,87C752,68705  
68HC705, 68HC711E9, PIC16C5X, TMS7742  
\*ADAPTER REQ'D - DIAGRAMS INCLUDED

SOFTWARE - READ,VERIFY,PROGRAM,COPY  
DISK FILE LOAD/SAVE, CHECKSUM, FULL  
SCREEN BUFFER EDITOR W/20 COMMANDS  
READS HEX, S-RECORD AND BINARY FILES  
FAST DEVICES PROGRAM IN UNDER 60 SEC  
RUGGED (R'X7'X3")ENCLOSURE W/HANDLE  
MADE IN USA - 1 YEAR WARRANTY

ANDROMEDA RESEARCH, P.O. BOX 222, MILFORD, OH 45150  
(513) 831-9708 FAX (513) 831-7562

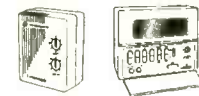

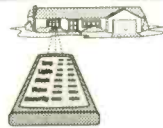


SYSTEM INCLUDES:  
PROGRAMMING UNIT  
PRINTER PORT CABLE  
POWER PACK, MANUAL  
AND SOFTWARE.

# \$289

ADD \$5.00 SHIPPING  
\$5.00 C.O.D.  
VISA/MASTERCARD

## AUTOMATE YOUR HOME




Hundreds of hard-to-find home automation and wireless control products. Computer control of your home, security systems, surveillance cameras, audio/video control, HVAC, pet care automation and much more. Easy do-it-yourself installation on most products. Affordable, systems start at about \$20.

Largest Selection of X10 Compatible Products in the World  
Call for our Free 64 page Color Catalog  
800-SMART-HOME (800-762-7846)  
HOME AUTOMATION SYSTEMS, INC.

151 Kalmus Dr., Ste M6, Dept. PE2, Costa Mesa, CA 92626  
Questions 714-708-0610 Fax 714-708-0614

## MICRO CAMERA

Sees an entire room through an 1/8" hole



\$215 introductory price

Only 1.65 x 1.65 x .5 inches  
90° field of view  
operates on 12 volts DC  
380 lines of resolution  
built in electronic iris  
low light .5 lux  
standard video output

NortheastMicro

(201) 794-1132

Po box 175 Elmwood Park NJ 07407

# TOP SECRET

**CONSUMERTRONICS**  
2011 Crescent Dr., P.O. Drawer 537  
Alamogordo, NM 88310

**Voice: (505) 434-0234, 434-1778, 439-1778** (orders only) 8AM-6PM MST, Mon-Sat

**Fax: (505) 434-0234** (orders only; if you get voice, enter #11 #11 any time) 24-hour, 7 days/wk

**Free Tech Support** (relates directly to your order or prospective order): Tues. and Thurs. only.

**10% Off on orders \$100+, 15% Off over \$200.** Add \$5 total SH (US, Canada). All items in stock. VISA, MC Card OK. No CODs or "bill me's". New Catalog (150+ offers) \$2 w/ order, \$4 w/o (check or MO) - NO free catalog, NO dealers. Since 1971. As seen on CBS "60 Minutes",

Forbes, etc. By John Williams - former Lockheed Senior Engineer, NASA Computer Science Professor, NIH Health Physicist. **Wanted:** 9 MAC IIc1, PC386, better - buy, trade. \*All software supports all IBM-PC compatible x86 systems (8088 - Pentium)

## Off-The-Shelf HARDWARE

Van Eck System, Data Card Reader/Writer, ATM2, KX Radar Emitter, Street Sweeper (radar), Lidar, Carjack/Kidnap Follower, Voice Disguiser, Hearing Assistant, Shrek Module, EM Lab & Countermeasure, TENS, 6th Sense Communicator, Phone Color Box, Lineman's Handset, DTMF Decoder, Bug & Tap Detector/Blaster, Subliminal Mixer/Amp, Neurophone/Rite/Hieronymus/Resonant Crystal Radionic, Magnetometer, Levitator, Vortex Generator, RF & Microwave, Ultrasonic Jammer & Receiver, Infrared Detector, Long-Range Eavesdropper, Noise Cancelling System, Unknown Presence Detector, Electronic Dowsing - many more devices. See Catalog.

## CELLPHONE MODIFICATIONS

See our Catalog for our infamous cellphone modification guide (\$69) - detailed, comprehensive, covers all makes - 10 times more info than competitor's "guides". (Do Special Projects (below) for up-to-date hardware software)

## SPECIAL PROJECTS

We design, build, repair, modify, maintain and/or consult on any device, system, process or project - electrical, electronic, computer, phone, mechanical, optical, automotive. Invention prototyping. Confidentiality guaranteed. Describe and include \$25 pre-engineering fee (does not obligate you). Time and cost estimates in 7-10 days.

## The HACKER FILES

Compilation of 100s of the best articles written (in ASCII) by top hackers & phreakers. Covers every major topic in hackerdom! 3 HD Disks\* \$59.

## VOICE MAIL HACKING

How Voice Mail Box (VMB) systems are used and the specific ways they are hacked. Includes ASPEN, MESSAGE CENTER, BIX, GENESIS, EZ, SYDNEY, PHONE MAIL, AUDIO, CINDY, CENTAGRAM, SPERRY LINK, RSVP, etc. Absolutely required for all users, sysops and security personnel! \$29.

## PBX HACKING

1,000s of PBXs are hacked to the tune of \$ billions/yr! While "VOICE MAIL HACKING" details how VMSS are hacked for "phun" and profit - including VMS methods for hacking PBXs themselves - "PBX HACKING" addresses ALL issues relating to PBX hacking, including countermeasures! Can your business or agency afford a \$90,000 phone fraud loss (the average loss due to hacked PBXs)? As described in Forbes Magazine. \$39

## PHREAKING CALLER ID & ANI

Details on how they work and dozens of effective ways of defeating Caller ID, ANI, '69, '57, and Call Blocking and '67. Also describes Caller ID, Orange, Beige, Cheese and CF Boxes, ESS, S-97, E-111, various CLASS services, CWA, NON PUB DA, CAMA, OMR, 800-ECR, Diverters, Extenders, Centex - more. \$29.

## Beyond PHONE COLOR BOXES

Dozens phone color boxes described - many circuits. Plus Call Forwarding, Conferencing, Phreak History, Glossary, Diverters, Extenders, Loops, REMOBS, Bridging Heads & Cans, Oplocom, 3rd Party and many other non-box methods - more. \$39.

## ROBOFONE AUTODIALER

Powerful, versatile, menu-driven "Wargames" autodialer lets you dial any quantity (up to 100k) or mix of local/long distance numbers in any order, over any length of time, whether busy or answered (your choice) and log the times, commands and results to monitor, printer and/or disk. Quick-dial directory of up to 600 numbers. BUSY redial options. Direct modem command and control. All Result Codes, including VOICE and RINGING. Optional shell to terminal program upon CONNECT. Exit to menu or DOS (for batching). Manual + Disk\* \$29.

## COMPUTER PHREAKING

Describes in detail how computers penetrate each other, and how VIRUSES, TROJAN HORSES, WORMS, etc are implemented. Dozens of computer crime and abuse methods and countermeasures. Includes disk filled with hacker lex files and utilities, and the legendary FLU-SHDT+ protection system (Ed. Choice, PC Magazine). BBS advice, password defeats, glossary - much more! Manual + Disks\* \$39.

## Beyond VAN ECK PHREAKING

Eavesdropping on TV and computer video signals using an ordinary TV! Includes security industry reports. Range up to 1 KM. Plans include both the Consumertronics and the original Top Secret Van Eck designs! \$29.

Order Today! (505) 439-1778

## STOPPING POWER METERS

As reported on CBS "60 Minutes": How certain devices can slow down - even stop - watt-hour meters - while loads draw full power! Device simply plugs into one outlet and normal loads into other outlets. Also describes meter creep, overload droop, etc. Plans \$29. **I.Q. MANUAL:** External magnetic ways (applied to the meter itself) to slow down and stop watt-hour meters while drawing full loads. Plans. \$19. **KWHR METERS:** How watt-hour meters work, calibration, error modes (many), ANSI Standards, etc. Demand and Polyphase Meters. Experimental results to slow and stop meters by others. \$19. Any 2, \$38. All 3, \$59.

## AUTOMATIC TELLER MACHINES

ATM crimes, abuses, vulnerabilities and defeats exposed! 100+ methods detailed, include: Physical, Reg. E, cipher, PIN compromise, card counterfeiting, magnetic strips, false front, TEMPEST, Van Eck, tapping, spoofing, inside job, super-cool, vibration, pulse, high voltage - others. Case histories, law, countermeasures, detailed security checklist, labeled internal photos, figures. ATMs contain up to \$250,000 in cash! Recent \$350,000 ATM crime spree still unsolved! \$29.

## CREDIT CARD SCAMS

Cardholders, merchants, banks suffer \$ billions in losses annually because of credit card fraud. Describes every known means of credit card fraud and scams. Protect yourself! \$29.

## CONS, SCAMS & SWINDLES

Cons & scams and related swindles fleece Americans of \$100+ Billion per year! The most comprehensive survival manual on cons & scams of all kinds - from the classic to hi-tech. Details on 100s and their many variations, and countermeasures. Protect yourself! \$39.

## STEALTH TECHNOLOGY

Police radar is fascinating! It also has error rates of 10-20%! Every known error mode - stealth method and material used to minimize radar reflections - tactic and strategy to fight unjust radar tickets (that cost you \$100s in insurance and risk cancellation) - methods to detect and jam signals - fully described! \$29.

## SECRET & SURVIVAL RADIO

Optimum survival and security radio equipment, methods, freq allocations and voice/data scrambling/encoding, includes small receivers/transmitters, telemetry, antenna optimizations, remote monitoring and control, security, surveillance, and ultrasonic, fiber-optic and infrared commo. 70+ circuit plans, tables. \$29.

## HIGH VOLTAGE DEVICES

HV devices plans: Stun Gun, Taser, Prod, Cane, Flasher, Blaster, Zapper, Audio/Radar Jammer, Jacob's Ladder, Plasma & Van de Graaf Gens., Fence Charger, Geiger Counter, Ozon Gun, Fish Stunner, Plant Stim., Kirlian, more! All plans for only \$29.

## UNDER ATTACK!

Electromagnetic interference and Electronic Weapon Attacks cause: Cancer, birth defects, and profound psychological, neurological, cardiovascular and immune system disorders! Destructive to people, animals, plants, equipment! Includes **ACTUAL CASES OF EM ATTACKS ON PEOPLE** (we investigated!) includes how to verify and pinpoint EMI and electronic attack sources, and specific countermeasures. \$29. **EM BRAINBLAST:** Tutorial and plans for powerful ELECTROMAGNETIC WEAPONS and LAB DEVICES. Optimum circuits, freqs, waveforms, duty cycles, intensities. Thorough. \$29. Both \$49.

## RADIONICS MANUAL

Exciting electrical, electronic, electromagnetic therapeutic, diagnostic & preventive devices (mostly experimental). History, descriptions, plans (dozens), availabilities of Radionics Devices from early to modern. While drugs cost \$ Hundreds, electricity costs pennies! \$29. **HEAL THYSELF!** Plans for 3 major electronic therapeutic devices of types approved by FDA. \$19. Both \$39.

## By an ORDER of the MAGNITUDE

the most comprehensive, hard-hitting, hi-tech survival book ever written! Topics include electronics, computers, energy, weapons, concealment, revenge, alarms, etc to survive today's dangerous world. We all face increasingly financially and physically brutal times! Field-expedient use of technology in various threat and conflict environments and scenarios. \$49.

## CRYPTANALYSIS TECHNIQUES

Five powerful menu-driven crypto programs (in COM and their BAS sources) to analyze, decrypt "secure" ciphertexts. Worked-out examples. Recommended by prestigious "Computers & Security" Manual + Disk\* \$29.

## SOFTWARE PROTECTION SYSTEM

Unique system that highly discourages costly software piracy while permitting legit archival copies. No known way to defeat. No special equipment required. Simple and automatic to install on your distributed software. Compatible with all other copy-prevention systems. Manual + Disk\* \$59.

## ROCKET'S RED GLARE

How to design and build solid-propellant amateur and survival rockets. Emphasis on formulation, manufacture, installation of propellants, motors, igniters, etc. Includes list of commonly available materials, and the design of launch pads and test beds and their electronics. \$29. **FIREWORKS:** How firecrackers (M-80s, blockbusters, cherry bombs), small rockets, volcanos, fountains, sparklers and safety fuses are made and colored. Simple, cheap, common ingredients. \$9. Both \$36.

## ULTIMATE SUCCESS MANUAL

Underpaid? Harassed or abused? Manipulated? Taken for granted? Stuck in a dead-end job? Can't find a good job? Expect to be laid off, fired or transferred soon? The ultimate no-holds-barred, looking-after-#1 Machiavellian techniques to find, obtain, optimize and keep top jobs, pay and benefits. **THE RULES OF THE GAME FOR A GAME WITHOUT RULES!** From resume to CEO. \$29.

Good for educational purposes only.

# EARN MORE MONEY!

## Be an FCC LICENSED ELECTRONIC TECHNICIAN!



No costly school. No commuting to class. The Original Home-Study course prepares you for the "FCC Commercial Radiotelephone License." This valuable license is your professional "ticket" to thousands of exciting jobs in Communications, Radio-TV, Microwave, Maritime, Radar, Avionics and more...even start your own business! You don't need a college degree to qualify, but you do need an FCC License.

**No Need to Quit Your Job or Go To School**  
This proven course is easy, fast and low cost! **GUARANTEED PASS**—You get your FCC License or money refunded. **Send for FREE facts now. MAIL COUPON TODAY!**

Or, Call 1-800-932-4268 Ext. 240

## COMMAND PRODUCTIONS

FCC LICENSE TRAINING, Dept. 240  
P.O. Box 2824, San Francisco, CA 94126  
Please rush FREE details immediately!

NAME \_\_\_\_\_  
ADDRESS \_\_\_\_\_  
CITY \_\_\_\_\_ STATE \_\_\_\_\_ ZIP \_\_\_\_\_

# INSTEK Test & Measuring Instruments

## DC POWER SUPPLIES PR-Middle Series (Analog/Digital)

ISO 9002  
CERTIFICATION  
#934163



MODEL #PR6030D (Digital)  
Regular \$500.00  
Sale \$399.95

MODEL #PR6030 (Analog)  
Regular \$379.00  
Sale \$299.95

- Continuous or Dynamic load for internal selectable
- Low ripple and noise
- 0.01% high regulation
- Overload and Reverse polarity protection
- Constant voltage and constant current modes
- 3½ Digits 0.5" LED display (Digital type only)

	Model	Output Volts (V)	Output Amps (A)	Weight (kg)
Analog	PR-6030	0~60	0~3	11.5
Digital	PR-6030D	0~60	0~3	11.5

# PRINT™

Products International

Test Instruments, Equipment and Tools, Training and Supplies for Electronic Maintenance and Repair  
8931 Brookville Road • Silver Spring, Maryland, 20910 • 800-638-2020 • Fax 800-545-0058



TOLL FREE  
800-638-2020

NEW 84 PAGE CATALOG!!!  
Call Today For Your FREE Copy  
Of The 1994 Print Test  
Equipment Catalog!

CIRCLE 46 ON FREE INFORMATION CARD

## CABLE DIRECT

CONVERTERS  
DESCRAMBLERS  
VIDEO STABILIZERS  
FILTERS



100%  
MONEY BACK  
GUARANTEE!

30 DAY  
FREE  
TRIAL!

FREE Cable TV Catalog.




Now you can tune-in your favorite  
cable TV programming and  
**SAVE \$100'S - EVEN \$1000'S**  
on premium CABLE TV EQUIPMENT.

## MODERN ELECTRONICS

1-800-906-6664

2125 S. 156TH CIRCLE • OMAHA, NE 68130



Whether you wish to save money,  
boldly go where no guitarist has gone  
before or simply have fun building  
electronic gadgets designed for your  
musical pleasure, then read

## Electronic Projects for GUITAR

Some of the add-on guitar  
gadgets you can build are:

\$12<sup>95</sup>

**Preamplifier • Headphone Amplifier • Soft Distortion Effects Unit •  
Compressor • Auto-waa • Waa-waa Pedal • Phaser • Dual Tracking  
Effects • Distortion Unit • Expander • Dynamic Treble Booster •  
Direct Injection Box • Dynamic Tremelo • Thin Distortion Unit •  
and Guitar Tuner.**

Anyone with some previous electronic project building experi-  
ence should have no problem assembling the projects.

ELECTRONICS TECHNOLOGY TODAY INC.  
P.O. Box 240, Massapequa Park, NY 11762-0240

Yes, send my copy of ELECTRONIC PROJ-  
ECTS FOR GUITAR by RA Pentold to the  
address at right. I am enclosing \$12.95 plus  
\$2.95 for shipping charges in USA and Can-  
ada. All payments must be made in US  
funds. Sorry, no orders accepted outside of  
USA and Canada. New York State residents  
add local sales tax.. Allow 6-8 weeks for  
delivery.

Check enclosed.

Please charge my  Visa  MasterCard

Signature \_\_\_\_\_

Account No. \_\_\_\_\_ Expir. Date \_\_\_\_\_

Name \_\_\_\_\_

Address \_\_\_\_\_

City \_\_\_\_\_ State \_\_\_\_\_ ZIP \_\_\_\_\_

# Weeder Technologies

**FREE**  
construction plans for  
any of these kits  
Call 513-752-0279 (24hrs)

# Pro-Kit

P.O. Box 421, Batavia, OH 45103

Educational Kits for the Serious Hobbyist

### Caller Block

Connects between your telephone and its wall jack, and prevents the phone from ringing unless the calling party is one which you've entered into memory using your touch-tone phone. Your answering machine can handle all other calls. Change between two separate directories of callers with a simple flip of a switch.

### Telephone Caller ID

Connects to telephone wall jack. Shows the telephone number of the calling party along with the time of day the call was received, on a 16x1 character LCD display. Stores the info from the last five calls in memory. Complete stand alone, no computer interface needed.

### Telephone Call Restrictor

Connects to telephone wall jack. Disables all phones on the line if attempting to either: dial a number that has been stored in memory "Block Mode" or, dial a number that has not been stored in memory "Allow Mode". Use touch-tone phone to enter telephone numbers into memory, and choose mode. Program from any phone on the line using your password.

### 50 MHz Frequency Counter

Reads frequency from 1Hz to 50MHz and displays it on a 16x1 character LCD display. Auto-range feature provides floating decimal point and automatically affixes the correct suffix (Hz, KHz, or MHz). Microcontroller based, very few additional components.

### Telephone Scrambler

Scrambles your voice before sending it over the telephone line, and descrambles it on the other end. Connects between your telephone and wall jack. No modifications are required to your telephone. Full duplex operation.

### Electronic Message Module

Use a set of four pushbutton switches to write and store your own personal message in a 8-pin non-volatile EEPROM, which can then be printed across a 16x1 LCD display. Message can be up to 240 characters long. EEPROM can be removed from socket and still retain message. Re-program over and over with new messages.

### Vocal Filter

An audio device which can be used with a home component stereo system, to filter out the main vocal sound track from standard stereo recordings (CD, tape, record or FM), leaving the background music to sing along with. Produce your own karaoke tapes.

### Vocal/Effects Mixer

An audio device which hooks up to the "tape monitor" jacks of any home component stereo, and allows you to mix your own voice with the program source (CD, tape, record, FM, etc.) as its being played through your stereo. Features Bass, Treble, and Reverb controls for your voice. Great for having your own karaoke party.



The New Realistic®  
PRO-43 Scanner

**Radio Shack®**

### PHONES

Our 19th year of DISCOUNTS

Toll Free 800-231-3680

PRO-2035 List \$449.99

Our Delivered Price \$385.00

IF ON SALE, WE ARE CHEAPER!

We discount everything in the RS catalog

22511 Katy Fwy.

Katy (Houston), TX 77450

1-713-392-0747 FAX 713-574-4567

## CABLE TV CHANNELS

EQUIPMENT **GUARANTEED**  
Direct!

The nationwide source for cable TV equipment.

"BUY WHERE THE DEALERS BUY."

**FREE** TV Cable Descramblers and Converters Catalog. Open Every Day!

YOUR VCR TAPES CAN PLAY AS CLEAR AS DAY!

UNJAM NOW WITH Video Decoder

- Easy Connections
- Eliminates "jamming"
- Copy any tape
- RC Plugs Included
- 2 Year Warranty
- 30 Day Money Back Guarantee

**MEGA ELECTRONICS**  
VISA • MC C.O.D. **1-800-676-6342** SAVE 1000's  
21 S. Main St., Winter Garden, FL 34787

## Device Programmers

**EDI** We Will BEAT Any Price!  
We Also Buy & Sell  
Call Our New EBS (408) 983-1234

- DATA I/O PRODUCTS PLEASE CALL
- \$1349 DATA I/O CHIPLABS 4800
  - \$ 799 DATA I/O CHIPLABS 3200
  - \$ 599 EETOOLS ALLMAX
  - \$ 479 EETOOLS PROMAX
  - \$ 479 XELTEK SUPERPRO II
  - \$ 399 JDR MICRO MOD-EMUL
  - \$ 269 SUNSHINE UNIVERSAL
  - \$ 429 NEEDHAMS EMP-20
  - \$ 699 STAG PP41 8 GANG S/ALONE
  - \$ 699 NEEDHAMS SA-20 S/ALONE
  - \$ 139 EETOOLS 1 GANG
  - \$ 199 EETOOLS 4 GANG
  - \$ 69 SUNSHINE 1 GANG
  - \$ 109 SUNSHINE 4 GANG
  - \$ 179 SUNSHINE 8 GANG
  - \$ 329 SUNSHINE 16 GANG
- CALL BBS FOR DEVICE LISTS  
General Device Instruments  
(408) 241-7376 Fax 241-6375

## \$129 Laser Light Show

This kit displays animation, text, drawings, & music! Includes 2 Galvos, VCO, Computer Interface, Manual & Software listing. Works from parallel printer port.

## Computerized Motors \$39\*

Includes: 2 Stepper or 4 DC servo motors, Computer interface kit, 32 page training manual & Software listing. Works from parallel printer port.

\* Add \$5 for shipping. Computer and Laser not included.

Call for **FREE** Flyer

**SVS**  
Light & Motion  
in kit form

1273 Industrial Pky. W#460  
P O Box 55125  
Hayward CA 94545-0125  
510-582-6602

## PROFESSIONAL SURVEILLANCE EQUIPMENT Used By Law Enforcement Agencies

VHF-FM CRYSTAL CONTROLLED TRANSMITTERS  
A - 139MHz, B - 139.970 MHz, C - 149 MHz, D - 149.450 MHz  
All kits assemble in less than 5 mins.

AD-E300 Gorgeous brass plant with 6 mirrors and concealed B&W video camera and video transmitter. Great for monitoring in living room, conf. room, office, or anywhere. Range 150 ft. \$880 (\$990 w/aud)	AD-700 Mic Range: up to 5 Mile Power 750MW \$272	AD-80 Mic Range: up to 1.8 Mile Power 80MW \$187	AD-550 Tel. Range: up to .5 Mile Power 35MW \$150	AD-400 Mic Range: up to 2.5 Mile Power 400MW \$163

If you need our technology in a diff. configuration for your needs, call! We can probably build it for you. We have other state-of-the-art surveillance equip. too!

We sell a variety of cameras, bug detectors, night vision equipment, video transmitters, time lapse recorders, remote video monitoring systems, and many more...

**A&D ELECTRONICS**  
P.O. Box 601, Monsey, NY 10952  
914-356-7541 • Fax 914-356-7505  
Request our full catalog for \$6, get \$10 off your first order.  
Credit Cards accepted

## Free Catalog!

Featuring the Best New Products from Many Major Manufacturers

- ✓ Hand Tools
- ✓ Tool Kits & Cases
- ✓ Test Equipment
- ✓ Soldering Supplies
- ✓ Wire/Cable/Connectors
- ✓ Bench Accessories

Call: 800-426-1194 • FAX: 800-366-9662

**JENSEN TOOLS INC.**  
7815 South 46th Street  
Phoenix AZ 85044-5399



Wait til you see this!

February 1995, Popular Electronics

# USE PE MARKET CENTER CLASSIFIEDS

## READ BY 87,877 BUYERS OF ELECTRONIC EQUIPMENT ACCESSORIES AND PARTS

### INSTRUCTION FOR PLACING YOUR AD!

#### HOW TO WRITE YOUR AD

**TYPE or PRINT** your classified ad copy CLEARLY (not in all capitals) using the form below. If you wish to place more than one ad, use a separate sheet for the additional ads (a photocopy of this form works well). Choose a category from the list below and write that category number into the space at the top of the order form. If you do not specify a category, we will place your ad under Miscellaneous or whatever section we deem most appropriate.

We cannot bill for classified ads. Payment in full must accompany your order. We do permit repeat ad or multiple ads in the same issue, but in all cases, full payment must accompany your order.

#### WHAT WE DO

The first two words of each ad are set in bold caps at no extra charge. No special positioning, centering, dots, extra space, etc. can be accommodated.

#### RATES

Our classified ad rate is \$1.00 per word. Minimum charge is \$15.00

per ad per insertion (15 words). Any words that you want set in bold or caps are 20¢ each extra. Bold caps are 40¢ each extra. Indicate bold words by underlining. Words normally written in all caps and accepted abbreviations are not charged as all-caps words. State abbreviations must be Post Office 2-letter abbreviations. A phone number is one word.

#### CONTENT

All classified advertising in the **PE Market Center** is limited to electronics items only. All ads are subject to the publisher's approval. We reserve the right to reject or edit all ads.

#### DEADLINES

Ads received by our closing date will run in the next issue. For example, ads received by November 13 will appear in the March, 1995 issue that is on sale January 17. The PE Market Center is published monthly. No cancellations permitted after the closing date. No copy changes can be made after we have typeset your ad. NO REFUNDS, advertising credit only. No phone orders.

**AD RATES: \$1.00 per word, Minimum \$15.00.**

Send your ads with payment to:

**Popular Electronics Market Center, 500-B Bi-County Blvd. Farmingdale, NY 11735**

### CATEGORIES

- |                              |                                 |  |                           |
|------------------------------|---------------------------------|--|---------------------------|
| 100 — Antique Electronics    | 270 — Computer Equipment Wanted | 450 — Ham Gear Wanted                    | 630 — Repairs-Services    |
| 130 — Audio-Video-Lasers     | 300 — Computer Hardware         | 480 — Miscellaneous Electronics For Sale | 660 — Satellite Equipment |
| 160 — Business Opportunities | 330 — Computer Software         | 510 — Miscellaneous Electronics Wanted   | 690 — Security            |
| 190 — Cable TV               | 360 — Education                 | 540 — Music & Accessories                | 710 — Telephone           |
| 210 — CB-Scanners            | 390 — FAX                       | 570 — Plans-Kits-Schematics              | 720 — Test Equipment      |
| 240 — Components             | 420 — Ham Gear For Sale         | 600 — Publications                       |                           |

### CLASSIFIED AD COPY ORDER FORM

Ad No. 1—Place this ad in Category # \_\_\_\_\_

1 - \$15.00	2 - \$15.00	3 - \$15.00	4 - \$15.00
5 - \$15.00	6 - \$15.00	7 - \$15.00	8 - \$15.00
9 - \$15.00	10 - \$15.00	11 - \$15.00	12 - \$15.00
13 - \$15.00	14 - \$15.00	15 - \$15.00	16 - \$16.00
17 - \$17.00	18 - \$18.00	19 - \$19.00	20 - \$20.00
21 - \$21.00	22 - \$22.00	23 - \$23.00	24 - \$24.00
25 - \$25.00	26 - \$26.00	27 - \$27.00	28 - \$28.00

29 - \$29.00	30 - \$30.00	31 - \$31.00	32 - \$32.00
33 - \$33.00	34 - \$34.00	35 - \$35.00	36 - \$36.00
37 - \$37.00	38 - \$38.00	39 - \$39.00	40 - \$40.00

Ad No 1—Total words \_\_\_\_\_ × \$1.00 per word = \$ \_\_\_\_\_  
 All Caps words \_\_\_\_\_ × .20 per word = \$ \_\_\_\_\_  
 Bold words \_\_\_\_\_ × .20 per word = \$ \_\_\_\_\_  
 Bold Cap words \_\_\_\_\_ × .40 per word = \$ \_\_\_\_\_

**TOTAL COST OF AD No. 1 \$ \_\_\_\_\_**

Total classified ad Payment \$ \_\_\_\_\_ enclosed.  
 Check  MasterCard  Visa (\$15.00 minimum credit card order)

Name \_\_\_\_\_ Phone \_\_\_\_\_

Card # \_\_\_\_\_

Expiration Date \_\_\_\_ / \_\_\_\_ / \_\_\_\_

Signature \_\_\_\_\_

City State Zip \_\_\_\_\_

Address \_\_\_\_\_


# ELECTRONICALLY MAINTAIN YOUR PHONE SECURITY!

Electronically monitor the security of your Fax, Modem & Voice Communications. The SC 1100 Wiretap Alarm System was specifically designed to protect your on-premise dedicated phone line from the flood of cheap, easy to use wiretap equipment available from most electronic outlets.

## The SC 1100 Wiretap Alarm System:

- Is a self-contained diagnostic instrument employing a programmed microprocessor, fail-safe microelectronics and printed circuit board.
- Automatically isolates on-premise line for greater testing sensitivity.
- Alerts you when changes caused by wiretapping or tampering occur
- One year warranty

SECURITY CALL INC., 15425 Los Gatos Blvd, Los Gatos CA 95032-2541



Now Only

**\$139**

(Plus \$7 shipping)

VISA \* MC \* AMEX

**ORDER TODAY 1-800-334-0074, Dept 451**

**SECURITY CALL™**

# CABLE TV DESCRAMBLER KITS

## "New & Improved Version"

### Universal Descrambler

Includes all the parts and an etched & Drilled PC Board. Not included is AC adaptor or enclosure.....

**\$69.00**

### Tri-Mode Descrambler

Includes all the parts and an etched & drilled PC board & AC adaptor. Not included is the enclosure.....

**\$49.00**

### SB-3 Descrambler

Includes all the parts & an etched & drilled PC board & AC adaptor. Not included is the enclosure.....

**\$39.00**

**Call Toll Free 1-800-886-8699**

**Visa, MasterCard & COD.**

**M & G Electronics, Inc. 2 Aborn Street, Providence, RI. 02903**

*It is not the intent of M & G Electronics, Inc. to assist any individual to defraud any pay TV operator or to violate any state or federal laws regarding the use of the descrambler kits. You must understand the kits being purchased for educational and or experimental use only.*

## PE MARKET CENTER CLASSIFIEDS

### COMPONENTS

**HIGH VOLTAGE** xformers, wire, Tesla parts, insulators, plans. Catalog \$1.00 K&D Electric, PO Box 659, Newcastle, OK 73065.

**ELECTRONIC FASTENERS.** Stainless Steel. Kits available. Free catalog. "Rusty Bolt," Box 708X, North Attleboro, MA 02761.

### PUBLICATIONS

**HISTORIC AND Classic** hardware support magazine. *The Computer Journal* provides how-to information on keeping S-100, Kaypro, Z80, 6809, CP/M, and PC/XT systems running. Over TEN years of hardware, software projects. 6 issues \$24.00. Free sample. 1 (800) 424-8825. TCJ, PO Box 535, Lincoln, CA 95648.

### SECURITY

**RED ALERT! ALARM SYSTEM** kit. Build this portable, programmable alarm system. About the size of a pack of cigarettes, this state-of-the-art alarm senses motion and emits a 110 dB alarm tone. Packed with features, the alarm uses a popular Motorola programmable microcontroller. Several pre-programmed chips are available, or write your own custom program. Build in an afternoon, use it tonight! Optional heavy duty enclosure also available. Call toll free 1 (800) 369-2290. Unison International, PO Box 4957, New York, NY 10185.

### AUDIO-VIDEO-LASERS

**LASERS, LIGHTSHOWS,** Holography. Lowest prices. For free catalog write: Midwest Laser Products, PO Box 2187, Bridgeview, IL 60455. Or call: (708) 460-9595.

### ROOM TRANSMITTER

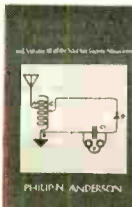
- \* **BATTERY LIFE: 8 DAYS**
- \* KIT REQUIRES 10 MINUTE SOLDER & ASSEMBLY
- \* COMES WITH PLASTIC CASE & INTERNAL BATT.
- \* 72-90 MHz (TV SOUND & FM BROADCAST)
- \* PICKS UP CONVERSATION FROM 60 FEET
- \* RANGE: UP TO 1/4 MILE ADVERSE CONDITIONS
- \* RF POWER: 20 mW @ 9 VOLTS

9 VOLT



**AUDIO INVESTIGATIVE EQUIPMENT**  
19360 Rinaldi Street, Bldg. 146, Unit G  
Northridge, CA 91326 (813) 831-0515

## Get your copy of the CRYSTAL SET HANDBOOK



Go back to antiquity and build the radios that your grandfather built. Build the "Quaker Oats" type rig, wind coils that work and make it look like the 1920's! Only \$10.95 plus \$3.50 for shipping and handling. Claggg Inc., P.O. Box 4099, Farmingdale, NY 11735 USA Funds ONLY! USA and Canada—no foreign orders.

## Home Automation & Computer Control

Two Way IR,  
Two Way X-10,  
& Hardwire.

Control many I/O devices from one serial computer link or stand-alone operation. CompCo Engineering, Inc. (615) 436-5189

Call our New Improved BBS


[14.4,n,8,1,V.42bis/MNP5]

(615) 436-5189 ext. 1 2

use the dialing string

ATDT16154365189,,,,,,,1,,2,

CIRCLE 115 ON FREE INFORMATION CARD



## The Pocket Programmer

The portable Eeprom programmer that uses the printer port of your PC instead of an internal card. The software has 24 easy to use functions and programs 27/25/28/68764 & Cmos from 16K (2K x 8)—2M (256K x 8) Eeproms (32 pin socket, UpGradeable to 8Meg). Adapters available for MCU's, 40-Pin Eeproms, 5-Gang and Eeprom Emulator to 32K x 8.

**\$129.95**

INTRONICS, INC.  
Box 13723  
Edwardsville, KS 66113  
(913) 422-2094

Add \$4.00 for shipping.  
Add \$4.50 for COD.  
Visa/Master Charge



CC-1 Capacitor Kit contains 365 pieces, 5 ea. of every 10% value from 1pf to .33µf. CR-1 Resistor Kit contains 1540 pieces; 10 ea. of every 5% value from 10Ω to 10 megΩ. Sizes are 0805 and 1206. Each kit is ONLY \$49.95 and available for Immediate One Day Delivery!

Order by toll-free phone, FAX, or mail. We accept VISA, MC, COD, or Pre-paid orders. Company PO's accepted with approved credit. Call for free detailed brochure.

**COMMUNICATIONS SPECIALISTS, INC.**  
426 West Taft Ave. • Orange, CA 92665-4296  
Local (714) 998-3021 • FAX (714) 974-3420  
Entire USA 1-800-854-0547

## PE MARKET CENTER CLASSIFIEDS

**Quality Microwave TV Antennas**  
WIRELESS CABLE - IFTS - MMDS - Amateur TV  
Ultra High Gain 50db(+)\* Tuneable 1.9 to 2.7 Ghz.  
• 55-Channel Dish System \$199.95  
• 36-Channel Dish System \$149.95  
• 20-Channel Dish System \$124.95  
• Optional Commercial Grid Antenna (not shown) Add \$50.00  
• Yagi Antennas, Components, Custom Tuning Available  
• Call or write (SASE) for "FREE" Catalog

**PHILLIPS-TECH ELECTRONICS**  
P.O. Box 8533 • Scottsdale, AZ 85252  
(602) 947-7700 (\$3.00 Credit all phone orders)  
LIFETIME WARRANTY MasterCard • Visa • American Express • COD's • Quantity Pricing

### MISCELLANEOUS ELECTRONICS FOR SALE

**THE CASE Against Patents.** Thoroughly tested and proven alternatives that work in the real world. \$28.50. **SYNERGETICS PRESS**, Box 809-C, Thatcher, AZ 85552. (602) 428-4073. Visa/MC.

**TURBO CHARGE your amplifier.** Guide to increase wattage of existing power amplifiers. Send \$7.50 for complete book. **JAM Electronics**, 7391 St. Hwy 78, Gratiot, WI 53541.

**FLUKE 75 Series II DMMs** new \$100.00. **Edward Wayne**, (708) 766-8361.

**Prototype it..... FAST!**

with ProtoQuick 8051 or 28

- Complete single board computers
- Up to 32K EPROM and 8K RAM
- 12 sq. in. plated through proto area
- RISE/20 C serial port w/ DB25 cable
- Op. sys. in EPROM w/ source code
- Assembled, ready to run - 5v. only
- MS-DOS CROSS assembler included

ProtoQuick 28 and 8051  
**\$99.00** each

Software Science  
3700 Roundbottom Road  
Chickadee, DE 19844 USA  
(513) 561-2060

Run prototype applications or experimental hardware from the serial port. WITHOUT PROGRAMMING!

### PLANS-KITS-SCHEMATICS

**BUILD — FIVE-digit, ohms, capacitance, frequency, pulse, millimeter.** Board and instructions \$9.95. **Bagnall Electronics**, 179 May, Fairfield, CT 06430.

**ALL-IN-ONE catalog. AM/FM/ham/spy, transmitters, amplifiers, receivers.** Voice scramblers/disguisers, audio, TV, Tesla coils, plans, "secret" books, kits, imports, exports and more. Start your own licensed or unlicensed radio station, 60 full pages for \$1.00. **PAN-COM INTERNATIONAL**, PO Box 130-H2, Paradise, CA 95967.

**FM STEREO TRANSMITTER** kit broadcasts any audio signal to FM stereo radios throughout your home. Uses unique BA1404 IC. Complete kit: PC board/components — \$24.00. **Visa/MC. TENTRONIX**, 3605 Broken Arrow, Coeur d'Alene, ID 83814. (208) 664-2312.

**SURVEILLANCE TRANSMITTER** kits. 65 to 305 MHz. Quick & Easy. Partially assembled units. Five minutes completion. 110-volt duplex receptacle, room battery types, and telephone. Counter-surveillance. Catalog: \$2.00. **SHEFFIELD ELECTRONICS**, PO Box 377940-B, Chicago, IL 60637-7940.

### HC11 KITS

**LOW COST** kits feature **HC11 processor**, RS-232, 4-R/C servomotor jacks, 8 analog inputs, EEPROM, RAM, I/O lines, FREE PC software, manuals & more: \$47.00 plus S/H. Parts available separately.

♦ Call or write for free brochure. ♦  
**ZORIN**, Unit C, POB 30547, Seattle, WA 98103-0547 (206) 282-5179. zchris@eskimo.com

**FASCINATING DEVICES! FREE** plans with parts special! Super spy microphone \$19.50! Super FM transmitter varactor tuned \$22.50! Vocal truth detector \$39.50! Bug detector 10 GHz bargraph, audible \$47.50! Universal IC tester tests any IC \$24.50! Hypersonic dazer defend yourself \$34.50! Radar cloaker electronic shield \$29.50! Laser jammer \$39.50! PC Boards \$10.00 each. Package of all 8 plans \$25.00! S&H \$5.00, catalog \$4.00 (creditable) or included with order!  
**QUANTUM RESEARCH**, 17919 - 77th Avenue, Edmonton, Alberta, Canada T5T 2S1.

**SILENT SAM.** Patented vehicle turn signal reminder. Outshines others. Brief, timely alerting signal doesn't bug you. Kit complete w/case \$15.00 Visa/MC 1 (800) 398-5605, literature. Also, \$22.00/\$27.00 wired models. **Silent Sam**, 1627 Basil Dr., Columbus, OH 43227.

**CRYSTAL SET Handbook** — Visit antiquity by building the radios your grandfather built. Assemble a "Quaker Oats" rig, wind coils that work and make it look like the 1920s! Only \$10.95 plus \$3.50 for shipping and handling. **Electronic Technology Today, Inc.**, PO Box 240, Massapequa Park, NY 11762-0240. US funds only! USA and Canada — no foreign orders.

**BROADCAST & SURVEILLANCE**

70-120MHz FM Transmitters & RF Amplifiers  
RF Power/SWR Meters, Stereo Generator, DC Power Supplies,  
Frequency Counters, Audio Limiters, Amature and Pro Radio  
Gear, Electronic & RF Components, Plans, Kits, and more!  
Send \$2 (refundable on first order) for complete catalog.

**Refundable Concepts**  
1434 N. MILLS AVE., SUITE B  
CLAREMONT, CA 91711 (909) 626-4969 (909) 626-4FAX

**HOBBYIST CIRCUITS** — Remote room monitor, tone decoder, long distance circuit control and more. Simple experiments for the beginner. **CATALOG \$2.00** — **Ganrett Plans**, Box 155, Jamesburg, NJ 08831.

**WAVEFORM VIEWER** Simplify RF circuit construction, coil winding computer program, RF applications converter. View results on TV screen. SASE for information or \$19.95 for book. **Waveform Viewer**, PO Box 142042, Gainesville, FL 32614-2042.

**CHEAP EXOTIC sensors & real surface mount kits w/tools, manual, & PCB's.** Free catalog. **pcSMT Co.**, 9047 Willis #3, PC., CA 91402.

**SPY EQUIPMENT!** Transmitters! Surveillance, countersurveillance! Scramblers! Catalog, free plan \$5.00. **KDT WHOLESALERS**, 2219 Paliswood Place SW, Calgary, Alberta, Canada, T2V 3R3.

**XMAS MUSIC** chips & more. \$2.00ea! SASE for catalog w/plans. **Thumb**, Box 344, Marysville, MI 48040.

**BUILD LOW-COST 87C750/751 or 87C752 PLCC** programming adapters. Bare PCBs with instructions \$15.00. **SMTLOGIC**, PO Box 12202, Huntsville, AL 35815.

**NEED COMPUTER AND MONITOR SCHEMATICS?** 300 names with addresses and phone numbers of computer, monitor and parts suppliers. Send \$20.00 check or money order to: **Computer Care**, 6905 Indian Bay Road, Montague, MI 49437.

**RED ALERT! ALARM SYSTEM** kit. Build this portable, programmable alarm system. About the size of a pack of cigarettes, this state-of-the-art alarm senses motion and emits a 110 dB alarm tone. Packed with features, the alarm uses a popular Motorola programmable microcontroller. Several pre-programmed chips are available, or write your own custom program. Build in an afternoon, use it tonight! Optional heavy duty enclosure also available. Call toll free 1 (800) 369-2290. **Unison International**, PO Box 4957, New York, NY 10185.



# PE MARKET CENTER CLASSIFIEDS

## BUSINESS OPPORTUNITIES

**START** your own technical venture! Don Lancaster's newly updated **Incredible Secret Money Machine II** tells how. We now have autographed copies of the Guru's underground classic for \$18.50. **SYNERGETICS PRESS**, Box 809-C, Thatcher, AZ 85552. (602) 428-4073. Visa/MC.

**LOOK HERE!** We need your help to process our mail. Rush Stamped envelope to: **MONEYMASTER-PE**, PO Box 89, Schenectady, NY 12301.

**GREAT EXTRA** income! Assemble products at home. Easy and fun to do. Guaranteed! 1 (800) 377-6000 ex7930.

**HOME AUTOMATION.** Become a dealer in this fast-growing field. Free information. Send name, address, phone to **ECS**, Box 407, Fairbury, NE 68352 or call 1 (800) 838-4051.

**YOUR OWN** electronics supermarket. Pagers, security, automotive, healthcare, entertainment. The opportunity you've been looking for! Info write PO Box 8000-123, Basalt, CO 81621.

## CABLE TV

**"BULLET" BUSTER.** Protect your cable box against the infamous cable "bullet." The "Bullet" Buster acts as an electronic shield. Installs in-line in seconds. Don't wait until it's too late! \$19.95 + \$3.00 S&H. Visa/MC. **ELECTROMAN**, Box 24474, New Orleans, LA 70184. (504) 482-3017.

**CABLE — SAFE.** Guarantee cable privacy. The one way valve for your cable TV signal. Cable signals come in, but they don't go out! \$29.95, + \$3.00 S&H. Visa/MC. **ELECTROMAN**, Box 24474, New Orleans, LA 70184. (504) 482-3017.

**DESCRAMBLER SCHEMATICS REVEALED.** A powerful guide to descrambling schemes. \$10.00. Visa/MC. **ELECTROMAN**, Box 24474, New Orleans, LA 70184. (504) 482-3017.

**CABLE UNSCRAMBLED.** Everything you want to know about cable, but are afraid to ask. \$10.00. Visa/MC. **ELECTROMAN**, Box 24474, New Orleans, LA 70184. (504) 482-3017.

**UNIVERSAL DESCRAMBLER.** Unscramble signals using your VCR as the tuner. Works with virtually any system, this is the only one you need. Declare cable box independence! \$129.95 + \$5.00 S&H. Visa/MC. **ELECTROMAN**, Box 24474, New Orleans, LA 70184. (504) 482-3017.

**DIGITAL VIDEO STABILIZER.** Eliminates all video copyguards during playback of pre-recorded tapes. \$23.95. For information send a SASE to: Marketing by Design, PO Box 84, Port Murray, NJ 07865.

**ANTI-ZAPPER** "New!" High tech in-line "Bullet" blocker prevents cable descrambler damage. Special price \$8.95, +\$2.00 S/H. Abate Electronics, Box 143, Hillsdale, NJ 07642.

**CABLE DESCRAMBLERS** bargain headquarters, all major brands. Absolutely the lowest prices! Nobody beats us. RP Electronics 1 (800) 304-3604.

**CABLE DESCRAMBLING.** New and improved methods of descrambling cable signals. For plans send \$8.50 check or money order to Sangel Systems, PO Box 461, Spirit Lake, IA 51360-0461.

**CABLE DESCRAMBLERS,** build your own, SSAVI, gated sync, sinewave, \$14.95. Cabletronics, Box 30402PE, Bethesda, MD 20824.

## COMPUTER HARDWARE

**PENTIUMS FOR PEANUTS!** Upgrade your system to pentium power and save 50%. Digital design engineer tells all. Free details. Digatek, Suite 65, 2723 West Butler Drive, Phoenix, AZ 85051.

## SATELLITE EQUIPMENT

**VIDEOCIPHER II** Descrambling manual. Schematics, video and audio, \$18.95. Software, \$25.00. Videocipher II 032, \$15.00. Videocipher II Plus, \$20.00. VCII Plus software, \$30.00. Cabletronics, Box 30502PE, Bethesda, MD 20824.

## COMPUTER SOFTWARE

**FREE CATALOG** Thousands of quality IBM shareware programs, super low prices, bonuses, latest releases, cdroms. Prestige Distributors, PO Box 27, Dept. M, Yaphank, NY 11980.

**IVY — INVENTORY** and electronic cataloging software for replacement parts. \$299.00. Free literature. Rossknecht Software (503) 885-2197.

**SIX ELECTRONICS** and ham radio Shareware programs for PC \$5.95 (360k disk) or \$6.95 (720k) plus \$2.00 S/H. (No Michigan orders.) Aurora Software, Department X401, Box 080133, Rochester, MI 48308-0133.

## REPAIRS-SERVICES

**I.C. PROGRAMMING SERVICES.** Single, small, large quantities. For free information send stamped addressed envelope, I.C. type, quantity required. **FIRMWARE**, 101 North Greenville Avenue, Suite 30, Allen, TX 75002.

## EDUCATION

**LEARN IBM PC ASSEMBLY LANGUAGE.** Disk \$5.00, Book \$18.00. ZIPFAST, Box 12238, Lexington, KY 40581-2238.

## BUGGED??

**FAVESDROPPING** is unbelievably widespread! Electronic Devices with amazing capabilities can be monitoring your telephone and room conversations **RIGHT NOW!** Are you sure you're safe? **FREE CATALOG** tells you fast! Includes Free Bonus details on fantastic opportunities now open in Counter-Surveillance field. Exciting, immensely interesting and **EXTREMELY** profitable (up to \$250/hr) full/part-time income. Call Now! **1-800-732-5000**

## CABLE TV DESCRAMBLERS

Never rent again! Save \$100's on premium Cable TV Descramblers & Converters compatible with major brands including Jerrold, Scientific Atlanta, Pioneer, Panasonic & more. Full line of cable accessories. Get your best prices and call us last! Quantity discounts. **GUARANTEED TO WORK IN YOUR AREA!** 1 year warranty and 30 day money back guarantee! **Allstar Electronics 800-782-7214**

## SURVEILLANCE

**& COUNTERSURVEILLANCE** Electronic Devices  
Covert Video Cameras • Transmitter Kits • Voice Changers  
Bug and Phone Tap Detectors • Shotgun Mics • Micro Recorders  
• Vehicle Tracking • Locksmithing • AND MORE!  
"IMPROVED" 7-Hour Telephone Recorder  
Tapes incoming/outgoing phone calls automatically. **\$125.00**  
FOR CATALOG SEND \$5.00 TO... **SDY OUTLET**  
P.O. Box 337, Buffalo, NY 14226 (716) 691-3476

## DIGITAL VIDEO STABILIZER

Get clear videos every time! Enjoy a clear picture with pure color and clarity on all your rented video tapes. The **DIGITAL VIDEO STABILIZER (DVS)** eliminates darkening and shifting of colors, unwanted lines and flashing or jagged edges caused by copyguards. State of the art digital circuitry completely eliminates all copy protection and jamming signals. The DVS is ultra compact and fully automatic. Just pop in one 9V battery (not included) and hook it up! Compatible with all VCR's and TVs. 30 day money back guarantee. Order Now!

**ONLY \$29.95 + S/H**

**WARNING:** The DVS is not intended to copy rental video tapes that may constitute copyright infringement.

**A-Plus Electronics 800-877-7587**

## X10 CO-PROCESSOR INTERFACE BOARD

Provides simplified interface to any TW523 module for complete reliable 2way X10 communication. Call or write for details about kits and boards. **BBS (407) 322-1429**  
**Marrick Limited, Inc.**  
P.O. Box 950940  
Lake Mary, FL 32795  
**(407) 323-4467 / 324-1291 FAX**

## CABLE TV EQUIPMENT

We carry a complete line of all major brands including test chips and all accessories  
**BELOW WHOLESALE PRICES • QUANTITY DISCOUNTS**  
**30 DAY MONEYBACK GUAR. • 1 YR. WARRANTY**  
**YEARS OF CUSTOMER SATISFACTION**  
**C & C ELECTRONICS**  
**CALL NOW 1-800-995-1749**  
Immed. Delivery from Giant Stock! Sorry No California Sales

## Cable Test Aids Information

Orders only **1-800-452-7090** **(310)902-0841**  
Test chips for **JERROLD, TOCOM, ZENITH, S.A. & more.** Puts cable boxes in full service mode. Easy installation. Zenith only \$39.95. Most others under \$50ea.  
FAX: (310)902-0851. Quantity prices available.  
No Ca. sales. Not for use in cable co. owned equip. For use as a test aid only.

**Satellite-TV**  
SAVE 40% - 60%  
800-334-6455  
218-739-5231 Int'l  
218-739-4879 Fax  
**Skyvision Inc.®**  
1048 FRONTIER DRIVE • FERGUS FALLS, MN 56537  
See full page ad in *The Market Center*

**FREE Catalog**

**YOU CAN!** Distribution 100% Guaranteed

**SMALL COMPANY • BIG DISCOUNTS!**  
**CABLE TV DESCRAMBLERS AND CONVERTERS**  
Discover Top Brands Available  
MasterCard **SATISFACTION GUARANTEED!** American Express COD  
Visa **1-800-775-0444** Check by Phone  
**T.C. ELECTRONICS**  
Descramblers and Converters may be not used without authorization by your local cable operator. No Tennessee sales.

# ADVERTISING INDEX

POPULAR ELECTRONICS magazine does not assume any responsibility for errors that may appear in the index below.

Free Information No.	Page	Free Information No.	Page	
164	3M Electrical	—	ISCET	91
—	A&D Electronics	144	Island LogiX Inc.	113
—	A-Plus Electronics	—	ITC Instruments	97
25	Ace Communications	116	Jensen Tools	129
—	Agrelo Engineering	38	Kelvin Electronics	105
26	Alfa Electronics	—	M&G Electronics	131
28	All Electronics	—	Marrick Limited	133
—	Allen Engineering	—	Marymac Industries Inc.	129
—	Allstar Electronics	147	MCM Electronics	119
27	Alltronics	—	MD Electronics	109
151	AMC Sales	—	Mega Electronics	129
—	Andromeda Research	143	Mendelson's	120
—	Antique Electronics Supply	42	MicroCode Engineering	121
—	Antique Radio Classified	—	Modern Electronics	128
—	Audio Investigative Equip.	163	Mouser Electronics	65
146	B&S Sales	—	Northeast Micro	126
149	Beige Bag	—	NRI Schools	27
30	Bel Merit	—	Nu-Tek Electronics	74
—	C&C Electronics	43	Optoelectronics	CV4
—	C&C Specialties	—	Phillips Tech	132
32	C&S Sales	47	Prairie Digital Inc.	118
—	Cellsoft	46	Print	128
—	CLAGGK Inc.	150	Print	111
—	CLAGGK Video Offer	—	Progressive Concepts	132
—	Cleveland Inst. of Electronics	—	Rattner North America	120
—	Command Productions	—	Security Call	131
—	Communications Specialists	—	The School of VCR Repair	85
166	Communications Electronics	—	Self-Reliance Co. Inc.	122
115	CompCo	48	Sescom Inc.	95
—	Comtrad Industries	—	Silicon Valley Surplus	129
—	Consumertronics	—	Skyvision (Small)	133
—	Design Computation	—	Skyvision Inc.	104
—	ECP Electronics	—	Software Science	132
—	EDE Spy Outlet	—	Software Systems	69
—	EIA	—	Spy Supply	112
145	Electronic Goldmine	—	TAB Books	31, 63
140	Electronic Rainbow	—	Tandy National Parts	69
—	Electronic Tech. Today	—	Tele View Distributors	122
—	Electronic Tech. Today	148	Trisys	122
—	Firestik	136	UCANDO Videos	116
154	Foley-Belsaw Institute	—	United Electronic Supply	125
—	Forest Electronics	—	Universal Electronics Inc.	116
—	Fotronic Corporation	—	US Cable (Zentek)	119
—	General Device Instruments	—	US Cable Supply	133
—	Genuine Electronics	—	US Cyberlab	116
—	Get-Tech Inc.	—	US Cyberlab	125
—	Grantham College	—	Video Communication Systems	123
—	Grest Southern Security	—	Vision Electronics	119
—	Greenleaf Electronics Inc.	168	Wavetek Corp.	29
—	Halcyon Group	—	Weeder Technologies	129
155	Heath Company	—	Weka Publishing	101
—	Hollins Radio Data	—	Windward Electronics	126
—	Home Automation Systems	—	World College	67
—	Home Tech Communications	—	WPT Publications	114
—	Information Unlimited	134	Xandi Electronics	114
167	Interactive Image Technologies	—	Zorin	132
—	Intronics	—		

## ADVERTISING SALES OFFICE

**Gernsback Publications, Inc.**  
500-B Bi-County Blvd.  
Farmingdale, NY 11735  
1-(516) 293-3000

**Larry Steckler, EHF/CET**  
President

**Christina Estrada**  
Assistant to the President

**For Advertising ONLY**  
516-293-3000  
Fax 1-516-293-3115

**Larry Steckler**  
publisher

**Arline Fishman**  
advertising director

**Denise Mullen**  
advertising assistant

**Kelly Twist**  
credit manager

**Subscription/  
Customer Service/  
Order Entry**  
1-800-827-0383  
7:30 AM - 8:30 PM EST

## ADVERTISING SALES OFFICES EAST/SOUTHEAST

**Stanley Levitan**  
Eastern Sales  
1 Overlook Ave.  
Great Neck, NY 11021  
1-516-487-9357, 1-516-293-3000  
Fax 1-516-487-8402

## MIDWEST/Texas/Arkansas/ Oklahoma, Colorado, Arizona

**Ralph Bergen**  
Midwest Sales  
One Northfield Plaza, Suite 300  
Northfield, IL 60093-1214  
1-708-446-1444  
Fax 1-708-559-0562

## PACIFIC COAST/Mountain States

**Anita Bartman**  
Hutch Looney & Assoc., Inc.  
6310 San Vicente Blvd.  
Suite 360  
Los Angeles, CA 90048  
1-213-931-3444  
Fax 1-213-931-7309

# Scanners/CB/Ham/Shortwave

**COMMUNICATIONS ELECTRONICS INC.**  
Emergency Operations Center



## Bearcat 8500XLT-K Radio Scanner

Mfg. suggested list price \$689.95/CE price \$368.95  
500 Channels • 20 banks • Alphanumeric display  
Turbo Scan • VFO Control • Priority channels  
Auto Store • Auto Recording • Reception counter  
Frequency step resolution 5, 12.5, 25 & 50 KHz.  
Size: 10-1/2" Wide x 7-1/2" Deep x 3-3/8" High

**Frequency Coverage:**  
25,000 - 28,995 MHz (AM), 29,000 - 54,000 MHz (NFM),  
54,000 - 71,995 MHz (WFM), 72,000 - 75,995 MHz (NFM),  
76,000 - 107,995 MHz (WFM), 108,000 - 136,995 MHz (AM)  
137,000 - 173,995 MHz (NFM), 174,000 - 215,995 MHz (WFM),  
216,000 - 224,995 MHz (NFM), 225,000 - 399,995 MHz (AM)  
400,000 - 511,995 MHz (NFM), 512,000 - 549,995 MHz (WFM)  
760,000 - 823,9875 MHz (NFM), 849.0125 - 868,9875 MHz (NFM)  
894.0125 - 1,300,000 MHz (NFM).

The new Bearcat 8500XLT gives you pure scanning satisfaction with amazing features like Turbo Scan. This lightning fast technology featuring a triple conversion RF system, enables Uniden's best scanner to scan and search up to 100 channels per second. Because the frequency coverage is so large, a very fast scanning system is essential to keep up with the action. Other features include **VFO Control** - (Variable Frequency Oscillator) which allows you to adjust the large rotary tuner to select the desired frequency or channel. **Counter Display** - Lets you count and record each channel while scanning. **Auto Store** - Automatically stores all active frequencies within the specified bank(s). **Auto Recording** - This feature lets you record channel activity from the scanner onto a tape recorder. You can even get an optional **TCSS Tone Board** (Continuous Tone Control Squelch System) which allows the squelch to be broken during scanning only when a correct TCSS tone is received. **20 banks** - Each bank contains 25 channels, useful for storing similar frequencies in order to maintain faster scanning cycles. For maximum scanning enjoyment, order the following optional accessories: **PS001** Cigarette lighter power cord for temporary operation from your vehicle's cigarette lighter \$14.95; **PS002** DC power cord - enables permanent operation from your vehicle's fuse box \$14.95; **MB001** Mobile mounting bracket \$14.95; **BC005** TCSS Tone Board \$54.95; **EX711** External speaker with mounting bracket & 10 feet of cable with plug attached \$19.95. The BC8500XLT comes with AC adapter, telescopic antenna, owner's manual and one year limited warranty from Uniden. Order your BC8500XLT from Communications Electronics Inc. today.

## 26th Anniversary Special Save \$30.00

on Grundig® Satellit 700 or Yacht Boy 400 shortwave radio.  
Celebrate our 26th anniversary with special savings on your choice of a new Grundig Satellit 700 or Grundig Yacht Boy 400 shortwave receiver. This coupon must be included with your prepaid order. Offer valid only on orders mailed directly to Communications Electronics Inc., P.O. Box 1045 - Dept. PE0295, Ann Arbor, Michigan 48106 U.S.A. Coupon expires February 28, 1995. Limit one coupon per item. Coupon may be photocopied. Coupon may not be used in conjunction with any other offer. Credit cards are excluded from this offer. Void where prohibited.

## Bearcat Scanners

### Bearcat 200XLT-K Radio Scanner

Mfg. suggested list price \$509.95/CE price \$198.95  
200 Channels • 10 Banks • Cellular Modifiable  
Heavy duty carry case • Illuminated LCD • Search  
Size: 2-3/4" Wide x 1-1/4" Deep x 7-1/2" High  
Frequency Coverage: 29,000 - 54,000, 118,000-174,000, 406,000-512,000,  
806,000 - 823,9875, 849.0125 - 868,9875, 894.0125 - 956,0000 MHz.

Recently, the FCC amended Parts 2 and 15 of its rules to prohibit the manufacture and importation of scanning radios capable of intercepting the 800 MHz cellular telephone service. The Electronics Communications Privacy Act prohibits the intentional interception of cellular telephone transmissions. Supplies of scanners that are capable of being easily modified to receive full 800 MHz coverage such as the Bearcat 200XLT are in *critically* short supply. Today could be your last chance to buy your Bearcat 200XLT scanner. Signal intelligence experts, public safety agencies and people with inquiring minds that want to know, depend on the Bearcat 200XLT handheld scanner to intercept just about any radio transmission. You can also program frequencies such as police, fire, emergency, race cars, marine, weather, and other broadcasts into 10 banks of 20 channels each.

A modification sheet with instructions to restore full 800 MHz coverage for our Bearcat 200XLT may be ordered for \$8.00. To order your Bearcat scanner, call 1-800-USA-SCAN.

### Other Bearcat Scanners


- Bearcat 8500XLT-K base/mobile \$368.95
- NEW Bearcat 3000XLT-K handheld\* \$379.95
- Bearcat 890XLT-K base/mobile ..... \$228.95
- Bearcat 855XLT-K base ..... \$148.95
- Bearcat 760XLT-K base/mobile ..... \$198.95
- Bearcat 700A-K info mobile ..... \$148.95
- Bearcat 560XLA-K base/mobile ..... \$83.95
- Bearcat 220XLT-K handheld ..... \$228.95
- Bearcat 200XLT-K handheld ..... \$198.95
- Bearcat 178XLT-K base/WX alert .... \$133.95
- Sportcat 150-K handheld ..... \$178.95
- Bearcat 148XLT-K base/WX alert ..... \$88.95
- Bearcat 80XLT-K handheld ..... \$168.95
- Bearcat BCT7-K info mobile ..... \$168.95

## CB/GMRS Radios



A National Weather Service (NWS) receiver with automatic emergency broadcast activation has been added to the legendary Cobra 29 CB radio. The integrated NWS receiver in the Cobra 29LTDXW will *automatically* activate to receive emergency announcements about severe weather and travel conditions. A special tone-alert signal broadcast by the NWS activates the weather receiver and overrides any CB radio reception for monitoring the warning message.

- Cobra 29LTDXW-K CB/Weather Alert .... \$129.95
- Cobra 25LTDXW-K CB/Weather Alert .... \$109.95
- Cobra HII40-K CB 40 ch. Handheld ..... \$99.95
- Ranger RCI2970-K 100 watt 10 meter. ..\$369.95
- Ranger RCI2950-K 25 watt 10 meter .... \$244.95
- Uniden GMR100-K GMRS Handheld ..... \$159.95
- Uniden WASHINGTON-K SSB CB Base .... \$189.95
- Uniden GRANTX1-K SSB CB Mobile ..... \$139.95
- Uniden PRO538W-K CB & Weather ..... \$59.95



## Weather Stations

Now you can be your own weather reporter with the Davis Weather Monitor II. Our top-of-the-line weather station combines the most advanced weather monitoring technologies available into one incredible package. Glance at the display, and see wind direction and wind speed on the compass rose. Check the barometric trend arrow to see if the pressure is rising or falling. Push a button, and read indoor and outdoor temperature, wind chill, humidity and barometric pressure. Our package deal includes the ultra high resolution 1/100 inch rain collector part #7852-K, and the external temperature/humidity sensor, part #7859-K. The package deal is order #DAV1-K for \$479.95 plus \$15.00 shipping. If you have a personal computer, when you order the optional Weatherlink computer software for \$139.95, you'll have a powerful computerized weather station at an incredible price. For the IBM PC or equivalent order part #7862-K. Apple Mac Plus or higher including PowerBook, order part number 7866-K.

**The Weather Monitor II (7440-K) comes complete with anemometer with 40 feet of cable, external temperature sensor with 25 feet of cable, junction box with 8 feet of cable, AC power adapter, detailed instruction booklet and one year limited factory warranty.**



- Davis Weather Monitor II 7440-K ..... \$334.95
- Davis Weather Wizard III 7425-K ..... \$154.95
- Davis Remote Display Unit 7815-K ..... \$84.95
- Davis Rain Collector II 0.01" 7852-K ..... \$59.95
- Davis Rain Collector II 0.2 mm 7852M-K ..... \$59.95
- External Temperature/Humidity Sensor 7859-K ..... \$99.95
- Davis Anemometer Mast Mount 7890-K ..... \$135.95
- Weatherlink Software for IBM PC Version 3.0 7862-K ..... \$139.95
- Weatherlink Software for Apple Version 3.0 7866-K ..... \$139.95
- 4-Conductor 40' (12.2 m) extension cable 7876-K ..... \$21.95
- 6-Conductor 40' (12.2 m) extension cable 7878-K ..... \$17.95
- 8-Conductor 25' (7.6 m) junction box cable 7880-K ..... \$14.95
- 8-Conductor 50' (15.2 m) junction box cable 7881-K ..... \$24.95
- 8-Conductor 100' (30.5 m) junction box cable 7882-K ..... \$44.95
- Modem Adaptor 25-pin for communications port 7870-K ..... \$9.95
- Car/Boat/VL R/Lighter Cord 7873-K ..... \$9.95
- 2400 baud modem for Weatherlink MEXT-K ..... \$39.95
- Talking weather station - Call 313-996-9000 for demo TWS1-K ..\$3,999.95
- Weatherlink language disks: Francaise, Deutsche, Italiana, Española 7863-K \$24.95
- Barometer, Indoor Hygrometer & Thermometer, Clock Calendar BA888-K ..\$99.95
- Indoor-Outdoor Thermometer/Barometer & Hygrometer by OSI BA213-K ..\$79.95
- Thermometer with transparent calendar & clock display by OSI TC188-K ..\$19.95
- Thermometer with AM/FM dock radio by Oregon Scientific CB388-K ..... \$39.95
- Indoor/Outdoor Thermometer with Junbo Display by OSI JB880EXX ..... \$24.95

## Other neat stuff

- Grundig Satellit 700K portable shortwave receiver with 512 memory & AC adapter \$389.95
- Grundig Yacht Boy 400-K digital portable shortwave receiver - 40 memory presets \$199.95
- Grundig Yacht Boy 200K portable shortwave receiver ..... \$159.95
- Sangean AT800-K portable 20 memory shortwave receiver ..... \$159.95
- Sangean AT800A-K portable shortwave receiver w/AC adapter - 9 memory presets \$148.95
- Sangean AT800B-K portable 45 memory shortwave receiver ..... \$159.95
- Sangean AT800C-K portable shortwave receiver with cassette recorder ..... \$209.95
- Uniden EXP900K 900 MHz 2 line cordless phone ..... \$269.95
- Uniden EXP100K 900 MHz 1 line cordless phone ..... \$269.95
- Cobra CP912K 900 MHz spread spectrum cordless phone ..... \$249.95
- Bogen PR2000-K Digital two-line advanced voice mail recording & answering machine \$279.95
- Bogen PR0018-K memory expansion module, doubles recording time to 36 minutes. \$79.95
- AT&T P1618-PK 60 name/number caller ID, use auto call blocker, automatic paging \$189.95
- SNI ID200-K Bouncer name/number caller ID, call reject, forward to machine. .... \$89.95
- IGOM GP22-K handheld global positioning system (GPS) ..... \$599.95
- WR100-K weather radio with National Weather Service storm alert ..... \$39.95
- BEAM RH150-K VHF handheld 5 watt, 16 channel transceiver ..... \$359.95
- BEAM RH1250-K VHF 25 watt, 16 channel synthesized transceiver ..... \$289.95
- Ranger RCI2950-K 25 watt 10 meter ham radio transceiver ..... \$239.95
- Ranger RCI2970-K 100 watt 10 meter ham radio transceiver ..... \$369.95
- Uniden LRD9100S-W-K Super Wideband Laser Radar Detector ..... \$139.95
- MEZK Map Expert CD Rom for IBM PC by Delorme Mapping ..... \$299.95
- HECK-K Handcall CD Rom for IBM PC by Delorme Publishing ..... \$59.95
- ANTX-K VHF scanner/VHF transmitting antenna PL259 connector ..... \$29.95
- ANTXMBNCK magnet mount scanner antenna w/ BNC connector ..... \$29.95
- ANTXMBNCK magnet mount scan antenna w/Motorola plug ..... \$29.95
- ANTXMBNCK magnet mount scan antenna with PL259 connector ..... \$29.95
- ANTXMBNCK glass mount scanner antenna with BNC connector ..... \$29.95
- ANTXMBNCK glass mount scanner antenna with Motorola jack ..... \$29.95

## Buy with confidence

It's easy to order from CEI. **Mail orders to:** Communications Electronics Inc., Emergency Operations Center, P.O. Box 1045, Ann Arbor, Michigan 48106 U.S.A. Add \$15.00 per radio or telephone product for U.S. ground shipping and handling in the continental U.S.A. unless otherwise stated. Add \$10.00 shipping for all accessories and publications. Add \$10.00 shipping per antenna. For Canada, Puerto Rico, Hawaii, Alaska, P.O. Box, or APO/FPO delivery, shipping charges are two times continental U.S. rates. Michigan residents add state sales tax. No COD's. No returns or exchanges after 31 days. 10% surcharge for net 10 billing to qualified accounts. All sales are subject to availability, acceptance and verification. Prices, terms and specifications are subject to change without notice. We welcome your Discover, Visa, American Express or MasterCard. Call 1-800-USA-SCAN to order toll free. Call 313-996-8888 if outside the U.S.A. FAX anytime, dial 313-663-8888. For technical assistance to solve your communications problem, call the Communications Electronics technical support hotline for \$2.00 per minute at 1-900-555-SCAN. Scanner Distribution Center and CEI logos are trademarks of Communications Electronics Inc. Sale date 12/1/94 - 2/28/95 AD #1115940EN Copyright © 1995 Communications Electronics Inc. \* New product - available 60-90 days after receipt of order.

For credit card orders call  
**1-800-USA-SCAN**  
Communications Electronics Inc.  
P.O. Box 1045, Ann Arbor, Michigan 48106-1045 U.S.A.  
For information call 313-996-8888 or FAX 313-663-8888



## Interceptors®

The Interceptor® series offers quality design in a portable package. The R10 and R20

Interceptors® are near field receivers used for communications monitoring and counter surveillance applications. With use of the signal strength bargraphs they are ideal for locating stuck transmitters. Unlike scanners and receivers that must be tuned to a specific frequency or scanned through a fixed frequency range, The Interceptors® will instantly tune to strong signals.

R10..... \$359.

- New squelch delay feature
- New high intensity LEDs & low battery indicator
- Continuous 30MHz - 2GHz coverage in less than 1 second
- Check deviation & signal strength
- Skip button lets R10 scan to next signal
- Completely automatic, no tuning necessary
- Built in speaker or headphones

R20..... \$119.

- Pager sized, with built in telescoping whip antenna
- 9 volt battery operation
- Monitor Aircraft, CB, AM broadcast transmissions when close
- Check Microwave oven leakage
- Wide .5MHz - 3GHz frequency range



## Filters Filters Filters!

Opto offers a full line of filters and amplifiers to increase maximum performance.

APS104..... \$995.

Tunable band pass filter system from 10MHz - 1GHz. Maintains a constant 4MHz band width over the entire range. Extends near field detection 10x typical.

N100..... \$99.

FM broadcast band notch filter. Reduces interference from FM stations.

CFB02..... \$149.

Cellular Band Pass Filter and Amplifier. 825 - 845 MHz pass band with 10dB gain amplifier.

BHP800..... \$40.

High Pass filter for frequencies above 800MHz.

BLP70..... \$36.

Low pass filter for frequencies below 70MHz.



## Decoders

To measure Tones and Codes off the air, the TC200 & DC440 Decoders are the units of choice. The Optoelectronics Decoder line can be used with any scanner, service monitor, or communications receiver to monitor PL and DPL tones.

DC440..... \$259.

- 50 CTCSS tones, 106 DCS codes and 16 DTMF characters

- Convenient front panel controls for Power, Mode and Recall

- New CI-V compatible interface for PC
- Compact Size ideal for mobile or portable operation with optional NiCad battery pack (\$39.)
- 2 line by 16 character back-lit display

TC200..... \$179.

- Measures CTCSS tones only
  - Fast .1Hz resolution with .2 second display update
  - Large 4 digit, .5" LCD display
  - Low power design, 5+ hours operation

**MORE THAN JUST COUNTERS!**

## Computer Controlled Scanning Board



OptoScan OS456..... \$299.

Computer controlled scanning board for the popular Radio Shack Pro 2005/6 scanners. The OS456 takes full computer control of your scanner allowing it to perform simply and effortlessly. You will be amazed at the OS456's 50 channels per second scanning. With its ability to Decode CTCSS Tones, DCS Codes and DTMF Characters, the OS456 becomes a necessary tool for the serious Radio Monitoring Enthusiast.

- High Speed 50 Channels per second scanning!
- CTCSS & DCS Controlled Scanning and Logging
- DTMF Decode & Log with Channel and Time
- RS 232C & CI-V Interface
- No drill or solder installation

# OPTOELECTRONICS

**800-327-5912**

In FL: 305-771-2050

FAX: 305-771-2052

5821 NE 14th Avenue • Ft. Lauderdale, FL 33334 • Contact Factory for shipping prices. Visa, Master Card, & C.O.D. (cash or money order only).