

Popular Electronics®

WORLD'S LARGEST-SELLING ELECTRONICS MAGAZINE

FEBRUARY 1981/95¢

Get Multi-Trace Displays on Oscilloscopes
PE Tests Hitachi's New 13" Portable Color TV
Power Supplies from Discarded AC Adapters

Wireless TV Commercial Killer



A

303092 DRK 6450M091 1410 DEC83
L DARKNELL JR
6450 MYRTLEWOOD DR
CUPERTINO CA 95014

roadcast
ve



Edison had over 1,800 patents in his name, but you can be just as inventive with an Apple.

Apple is the company with the brightest ideas in hardware and software *and* the best support — so you can be as creative with a personal computer system as Edison was with the incandescent bulb.

How Apple grows with you.

With Apple's reliable product family, the possibilities of creating your own system are endless. Have expansion capabilities of 4 or 8 accessory slots with your choice of system.

Expand memory to 64K bytes or 128K bytes. Add an A to D conversion board. Plug into time sharing, news and electronic mail services. Use an IEEE 488 bus to monitor lab instruments. Add 4 or 6 disk drives — the 5¼", 143K bytes, high-speed, low-cost drive that's the most popular on the market.

Apple speaks many languages.

Since more than 100 companies create software for Apple, you'll have the most extensive library in the personal

computer world. Want to write your own programs? Apple is fluent in BASIC, Pascal, FORTRAN, PILOT and 6502 assembly language.

There's even a series of utility programs called the DOS Tool Kit that not only lets you design high-resolution graphic displays, but lets you work wonders with creative animation.

More illuminating experiences in store.

You won't want to miss all the Apple products being introduced at your computer store all the time. Don't let



history pass you by. Visit your nearest

Apple dealer or call **800-538-9696**.

In California, **800-662-9238**. Or write:

Apple Computer, 10260 Bandley Drive,
Cupertino, CA 95014.

apple® computer inc.



CIRCLE NO. 5 ON FREE INFORMATION CARD



a \$5 LCD digital

NOW WITH STOP WATCH WATCH

Try only 10 DAK high energy 90 minute cassettes risk free for just \$2.19 each and get a beautiful \$69 value LCD digital watch for only \$5!

YOU CAN'T LOSE!!! IF YOU'RE NOT 100% SATISFIED, KEEP AN ML90 FREE AS A GIFT FOR TRYING OUR CASSETTES!!!

Are the very high frequencies disappearing from your cassettes as you play them? Friction within your cassettes may be erasing your crystal clear highs even as you read this ad.

DAK developed a jam proof cassette for professional high speed duplicators and in the process discovered why recordings that sound great when you make them, may sound less than great in just a few months.

Here's a chance to try DAK ML90s risk free and pick up a great LCD watch complete with stop watch for only \$5!

YOUR TIME IS PRECIOUS

Imagine yourself just finishing recording the second side of a 90 minute cassette and horrors, the cassette jams. Tape is wound around the capstan, your recorder may be damaged and you've just wasted 90 minutes of your time and perhaps lost a great recording off FM.

MOLYSULFIDE

DAK manufactures enough tape for over one million cassettes per month, mostly for professional duplicators and loaders. We developed polyester slip sheets which are inside the cassette with raised spring loaded ridges to guide each layer of tape as it winds so it won't jam.

We coat the liners with a unique formulation of graphite and a new chemical called molysulfide. It reduces friction several times better than graphite and allows the tape to move more freely within the the cassette.

HIGH FREQUENCY PROTECTION

Tape is basically plastic, and as it moves within the cassette friction causes the build up of static electricity, much as scuffing your shoes on a carpet in dry weather.

Static electricity within the cassette is drastically reduced by the low friction of the molysulfide so that it won't erase crystal clear highs. A very important consideration for often played tapes.

MAXELL 'TAPE' IS BETTER

Yes, honestly, if you own a \$1000 cassette deck like a Nakamichi, the frequency responses of Maxell UDXL or TDK SA are superior and you just might be able to hear a difference.

DAK ML has a frequency response that is flat from 40hz to 14,500hz ± 3 db. Virtually all cassette recorders priced under \$600 are flat ± 3 db only from 40hz to about 12,500hz, so we

have over 2000hz to spare, and you'll probably never notice the difference, and we feel that we have equaled or exceeded the mechanical reliability of virtually all cassettes.

NOT MAGICAL OR CHEAP

DAK manufactures the tape we sell. Our tape really doesn't cost less to make. You only avoid paying the wholesaler and retailer costs and profits. When a cassette leaves other factories, it must be marked up each step of the way; even duty on some of the fine imported cassettes must be added, so with DAK tape you really only save the middlemen profits.

While Maxell UDXL 90s may sell for \$3.50 to \$4.50 each at retail, DAK ML90s sell factory direct to you for only \$2.19 each complete with deluxe all clear hard plastic boxes and index insert cards.

battery should last up to a year, and is easily changed.

Stainless steel band for long life and comfort. No imitation, a first rate locking adjustable band.

It's guaranteed. This fine watch comes with a manufacturer's limited warranty, good for one full year.

DAK TAKES A RISK

Obviously giving away quality watches is not going to make DAK rich. We are betting that once you get our new 40 page catalog with over 6000 words about how to make better recordings, you will want to buy our cassettes again, and we are putting our money where our mouth is!

Customers like you are very valuable in the form of future business. We anticipate receiving over 6000 orders and over 4500 repeat customers from this advertisement to add to our list of over 80,000.

TRY DAK ML90 CASSETTES RISK FREE

Try these high energy cassettes on your own recorder without obligation for 30 days. If you aren't 100% satisfied for any reason, return only 9 of them and the watch for a refund. The cassette you test recorded is yours as a gift.

To order your 10 DAK ML 90 minute high energy cassettes at \$2.19 each and get the LCD digital watch for only \$5 with your credit card, simply call the toll free number below, or send your check for only \$21.90 plus \$5 for the watch and \$3 for postage and handling for each group to DAK. (CA residents add 6% sales tax).

DAK unconditionally guarantees all DAK cassettes for one year against any defects in material or workmanship.

Why not order an extra group of 10 DAK ML90 cassettes for yourself or a friend? We will add one free ML90 cassette to each additional group you buy and of course you can still get an LCD watch for only \$5 with each additional group you order.



A rugged micro computer LCD WATCH

A \$5 LCD WATCH++STOP WATCH?

This beautifully styled slim silvertone watch is loaded with features. LCD means that the time in hours and minutes always shows without having to push buttons.

Push the button once, and you'll see the date in months and days, and push the button again and see seconds: Push the second button and the entire time section lights up for convenient night viewing.

Stop watch feature. This fine watch has a third button which starts and stops an accurate stop watch. The stop watch displays up to 15 minutes and then continues running displaying up to 15 minutes at a time. It's great for timing cassettes.

Quartz crystal accuracy means constant time within 1 minute per month. Crystals use little electricity, so the

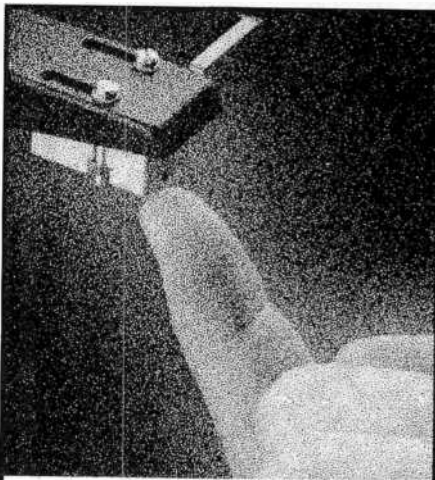
CIRCLE NO. 67 ON FREE INFORMATION CARD



Call TOLL-FREE(800) 423-2636
In California Call(213) 984-1559
10845 Vanowen St., North Hollywood, CA 91605

Popular Electronics®

WORLD'S LARGEST-SELLING ELECTRONICS MAGAZINE



SC-2 gives your cartridge more than The Finger!

The famous SC-1 stylus brush (standard of the record and hifi industries) now has a synergistic fluid called SC-2.

SC-2 Fluid enhances and speeds cleaning and yet protects diamond adhesives, cartridge mounting polymers and fine-metal cantilevers against the corrosive effects of many other "cleaners."

The Discwasher SC-2 System. Stylus care you can finger as clearly superior.



discwasher®
PRODUCTS TO CARE FOR YOUR MUSIC

1407 N. Providence Rd.
Columbia, Missouri 65201

CIRCLE NO. 19 ON FREE INFORMATION CARD

Feature Articles

TRANSIENT PROTECTION FOR AUTOMOBILE CIRCUITS / Robert Pease _____ 75
Safeguards for solid-state circuits in your car.

GATING CIRCUIT QUIZ / Robert P. Balin _____ 78

Construction Articles

WIRELESS AD'ZAP TURNS OFF TV COMMERCIALS / Dietrich Seaman _____ 44
Infrared light kills sound and/or picture of annoying commercial.

LOW-COST POWER SUPPLIES FROM RECYCLED AC ADAPTERS / Ralph Tenny _____ 57
How to check out and use modules that clutter your junk box.

HOW ORDINARY OSCILLOSCOPES CAN DISPLAY MULTI-CHANNEL LOGIC SIGNALS / Les Solomon _____ 60
Low-cost oscilloscope monitors many signals simultaneously.

BUILD A DIODE TEMPERATURE PROBE _____ 62
Low-cost sensor gives temperature reading on a DMM.

UNIMOD—A VERSATILE SOUND-EFFECTS GENERATOR / James Barbarello _____ 65
Build an inexpensive versatile sound modifier.

MICROPROCESSOR APPLICATIONS FOR THE 80'S / Ron Reese _____ 79
A COMPUTERIZED AUTOMATIC TELEPHONE DIALER, conclusion

BUILD A MORSE-A-KEYER, Conclusion / George R. Steber _____ 83
Details of construction and operation

Equipment Reviews

HITACHI MODEL CT1306 13" PORTABLE COLOR TV _____ 18

ALTEC LANSING MODEL 14 TWO-WAY SPEAKER SYSTEM _____ 28

Columns

ENTERTAINMENT ELECTRONICS / Harold A. Rodgers _____ 15
Can We Hear Phase Distortion?

COMPUTER BITS / Carl Warren _____ 32
Roll On Your Own Computer Show.

COMPUTER SOURCES / Les Solomon _____ 40

HOBBY SCENE / John McVeigh _____ 86

SOLID-STATE DEVELOPMENTS / Forrest M. Mims _____ 92
A New Super LED.

EXPERIMENTER'S CORNER / Forrest M. Mims _____ 95
CMOS Basics: The 4011 Quad NAND Gate.

DX LISTENING / Glenn Hauser _____ 100
Sports on Shortwave.

PROJECT OF THE MONTH / Forrest M. Mims _____ 109
A Simple Wind-Speed Indicator.

Departments

EDITORIAL / Art Salsberg _____ 4
The Computer Discovery.

LETTERS _____ 7

NEW PRODUCTS _____ 8

NEW LITERATURE _____ 103

ELECTRONICS LIBRARY _____ 104

OPERATION ASSIST _____ 111

ADVERTISERS INDEX _____ 123

PERSONAL ELECTRONICS NEWS _____ 124

COVER PHOTO: FRED BURRELL Copyright © 1981

COPYRIGHT © 1981 BY ZIFF-DAVIS PUBLISHING COMPANY. All rights reserved. Popular Electronics (ISSN 0032-4485) February 1981, Volume 19, Number 2. Published monthly by Ziff-Davis Publishing Co., at One Park Ave., New York, NY 10016. Philip B. Korsant, President; Selwyn Taubman, Treasurer; Bertram A. Abrams, Secretary. One year subscription rate for U.S. and Possessions, \$14.00; Canada, \$17.00; all other countries, \$19.00 (cash orders only, payable in U.S. currency). Controlled circulation Postage Paid at Salem, IL 62881. Authorized as second class mail by the Post Office Dept., Ottawa, Canada, and for payment of postage in cash. POPULAR ELECTRONICS including ELECTRONICS WORLD, Trade Mark Registered, indexed in the Reader's Guide to Periodical Literature. Ziff-Davis also publishes Boating, Car and Driver, Cycle, Flying, Popular Photography, Skiing, Stereo Review, Electronic Experimenter's Handbook, and Tape Recording & Buying Guide, Forms 3579 and all Subscription Correspondence: POPULAR ELECTRONICS, Circulation Dept., P.O. Box 2774, Boulder, CO 80302. Please allow at least eight weeks for change of address, enclosing, if possible, an address label from a recent issue. Permissions: Material in this publication may not be reproduced in any form without permission. Requests for permission should be directed to John Babcock, Rights and Permissions, Ziff-Davis Publishing Co., One Park Ave., New York, NY 10016.



Space Scape

A new painting by Mark Rickerson offers opportunity for JS&A customers in this exclusive print offering.

The painting above is by one of America's fastest rising American artists, Mark Rickerson. Rickerson's works represent some of the most popular space paintings ever created and they have been displayed at some of America's leading galleries and purchased by many space-age companies.

About one year ago, JS&A's president was traveling through Honolulu on a trip back from the Far East when he stopped by an art gallery to examine some paintings.

PRESIDENT'S IDEA

While in the gallery he saw one of Rickerson's works. Since JS&A markets space-age products, our president thought it would be a great idea to feature one of Rickerson's paintings on the next cover of JS&A's space-age catalog.

So he bought the painting and traveled to the Hawaiian Island of Maui, where he met with Rickerson in his studio to discuss reproduction rights. Rickerson refused. His paintings were growing in value and he did not want to commercialize his efforts at that stage of his career.

PROGRAM UNACCEPTABLE

Several months later however, our president received a call from Rickerson. The artist wanted to know if JS&A would be interested in offering limited edition prints exclusively to its customers, many of whom would appreciate the subject matter because of their interest in space-age electronics.

This time we refused. Rickerson wanted JS&A to offer 300 signed and numbered proofs for \$200 each. A typical JS&A response, however, would far exceed the available prints and we would have to return too many orders. In addition, Rickerson had been getting \$350 for his prints and we didn't understand why he would lower his price.

RICKERSON'S PLAN

But Rickerson had a plan. Those who would respond to our offer would have their name

placed in a computer and at the end of our promotion, the computer would randomly select 300 people eligible to purchase the prints. All respondents however, would make up his personal mailing list.

In the future, whenever a new Rickerson print would be announced for \$350 or more, those on his personal list would be eligible to purchase that print during the next three years at only \$200 regardless of Rickerson's status, fame or the value of his paintings.

Rickerson looked to this promotion as a way of establishing himself and his art firmly as a major factor on the American art scene and at the same time establish a strong following. JS&A in turn has not only agreed to assist Rickerson in that goal, but will be actively promoting his art and his products during the next three years. This offer to participate in his print program will end on February 28, 1981 and only those who respond will be allowed to participate during the next three years.

26 SEPARATE PLATES

Rickerson's painting shown above is called 'Space Scape,' and is one of a series of four that will be offered in this program. Space Scape is a spectacular view of outer space and expresses mankind's relationship to space in a dazzling display of colors, planets and shapes.

The serigraph prints are as spectacular as the original. Limited to only 300 hand-signed and numbered proofs, there are 26 separate overlaid colors from 26 separate silk screens to reproduce every exact detail on 100% museum-quality PH-balanced paper. And they are large—a 30" x 40" image size delivered in a well-constructed and protected carton.

PAINTING OFFERED

Later the original painting will be offered to the general public for \$10,000, or for \$5,000 to anyone on Rickerson's list on a first-come first-served basis.

There is no obligation to enter and no

money is required. Simply fill in the information requested on the coupon and mail it to: One JS&A Plaza, Northbrook, Illinois 60062.

Each participant will be sent an acknowledgment letter with a number. The program will officially close on February 28, 1981 and those selected to receive the print will be notified directly by a public accounting firm by March 15, 1981. There is a strict limit of one entry per person and our computer will automatically reject duplicate applications. If for any reason you are dissatisfied with your purchase, you may return your print anytime during the next three years for a full refund.

Participate and join with us in a great opportunity to own a print from one of America's fastest rising American artists and become part of a select group. Send in your free reservation today.

FREE PARTICIPATION COUPON

Please accept this coupon as my eligibility for participation in the random selection drawing for the print shown above. I understand that I am under absolutely no obligation and that I will be eligible in future programs whether I obtain the print or not.

Name _____

Address _____

City _____ State _____

Zip _____



One JS&A Plaza
Northbrook, Ill. 60062 (312) 564-7000

PE

© JS&A Group, Inc. 1980

BULLET

ELECTRONICS, Inc.

PO Box 401244P Garland TX 75040
214 • 278-3553

**The Greatest Breakthrough
In Electronic Music Ever!**
New! Super Music Maker Kit

Now you can play hundreds of songs using the Bullet Super Music Maker. The unit features a single factory programmed microprocessor IC that comes with 20 pre-programmed short tunes. By adding the additional PROMS (2709's) the system can be expanded to play up to 1000 notes per PROM. Just think—a compact electronic instrument that will play dozens, hundreds or even thousands of selections of music. The kit comes with all electronic components (less the PROM), and a drilled, plated and screened PC Board which measures 4" x 4". The 7 watt amplifier section is on the same PC board and drives an 8 ohm speaker (not included), from a whisper to ear splitting volume. Since the unit works on 12 VDC or 12 VAC, vehicle or portable operation is possible. What do you get for \$23.50? Everything but a speaker, transformer, case, switches, and PROM. Additional 2708 albums containing popular tunes are available for \$15.00 each or you can program your own PROMS, using information provided with the kit instructions. Lists of available PROM albums are available on request. (Note: Unit plays electronic music one note at a time, it is not possible to play chords or a melody with harmony simultaneously.)

Super Music Machine Kit \$23.50
DIP Switches (One 8 pos., One 5 pos.) 2.00/set
Molded Plastic Case 6.50

*Unit requires transformer for operation on 117VAC. Transformer should be 12V @ 1A secondary. Not available from Bullet.

Sound Effects Kit \$18.50

The SE-01 Sound Effects Kit is a complete kit. All you need to build a programmable sound effects machine except a battery and speaker. Our kit is designed to really ring out the TI 78477 Sound Chip. Only the SE-01 provides you with additional circuitry that includes a PULSE GENERATOR, MIX OSCILLATOR and COMPARATOR to make more complex sounds a snap. We help you in building the kit with a clear, easy-to-follow construction manual and we show you how to easily program the unit. Other dealers will sell you the chip or a "kit" of parts but you are on your own to do the most difficult part—make neat sounds! Within a short time after you build the SE-01 you can easily create Gunshots, Explosions, Space Sounds, Steam Trains and much more. We think the Bullet SE-01 is the best deal on the market but don't ask us...ask the 15,000 happy SE-01 owners!

Complete Kit With Quality Plated PC Board \$18.50
(Less battery & speaker)

7 Watt Audio Amp Kit \$5.95

SMALL SINGLE HYBRIDIC AND COMPONENTS FIT ON A 2" x 3" PC BOARD (INCLUDED). RUNS ON 12VDC GREAT FOR ANY PROJECT THAT NEEDS AN INEXPENSIVE AMP LESS THAN 3% THD @ 5 WATTS COMPATIBLE WITH SE-01 SOUND KIT

AY3-8910 PROGRAMMABLE SOUND GENERATOR

The AY3-8910 is a 40 pin LSI chip with three oscillators, three amplitude controls, programmable noise generator, three mixers, an envelope generator, and three D/A converters that are controlled by 8 BIT WORDS. No external pots or caps are required. This chip hooked to an 8 bit microprocessor chip or Bus (8080, Z80, 6800 etc.) can be software controlled to produce almost any sound. It will play three note chords, make bangs, whistles, sirens, gunshots, explosions, bleets, whines, or grunts. In addition, it has provisions to control its own memory chips with two IO ports. The chip requires .5V @ 75ma and a standard TTL clock oscillator. A truly incredible circuit.

\$14.95 W/Basic Spec Sheet (4 pages)
60 page manual with S-100 interface instructions and several programming examples, \$3.00 extra

200V 4A SCR

Sensitive Gate
7/\$1.00



Special Purchase
Order BES-0025

TRANSFORMER

A good transformer for TTL linear and smaller computer systems.
Primary 117-0V Sec #1 150V@1A
Sec #2 15V@1A Sec #3 8V@2A
Size 2-3/2 2 1/2" W x 1 1/2" H
Construction Done From an MP Rating wire lead.

Order BET-0005
\$2.95

THE PERFECT TRANSFORMER

117VAC primary 12VAC secondary @ 200ma Great for all your CMOS, or low power TTL projects. PC board mount.

99¢ ea. **3/\$2.50**



ORDER XFMR-03



COMPONENTS

*INDICATES ITEM IS "HOUSE NUMBERED"

301 OF AMP & LEAD CAN	3/100	TI230 TAB PNP POWER	3/100
723 10LT REG. TO LEAD CAN	3/50	*MC1351P FM IC. DISC IC	3/50
123 14 PIN DIP	50	TL496 BAR GRAPH DRIVER	2/50
741 OF AMP MINI DIP	4/110	7805 5V 1A REGULATOR	99
30 000 @ 15V COMPUTER GRADE	2/10	*78M05 @ 5V REG TO 5	99
2K402 PNP COMP. LMT	8/100	LM3911 TEMP. TRANSOUCEUR	1/10
CN628 P.U.T. W/SPCES	50	IC W/SPCES	1/10
LM380 2W AUDIO IC W/SPCES	1/09	LM3302 QUAD COMP. PARATOR IC	50
LM317 DUAL LM380 W/SPCES	2/50	555 TIMER IC	49
LM3500 QUAD NOTON AMP	99	*MC401 QUAD NOTON AMP	99
LM324 QUAD OP AMP	55	MC3340 ELECTRONIC	49
7812 1A 12V REG.	95	ALTERNATOR W/SPCES	75
LE-1 OPTO ISOLATOR MINI DIP	80		
*MEM 631 DUAL GATE MOSFET		LEDS	
DIODE PROTECTED SIMILAR		JUMBO GREEN	4/99
10 40073	50	JUMBO RED	5/99
MV1524 VARICAP DIODE 10 PFD	39	MEDIUM RED []	15
IN5148 VARICAP DIODE	49	MEDIUM GRN OR YELLOW	15
47 PFD NEM 31 RATIO	49	BIPOLAR	15
LM3117 ADJUSTABLE 1A REG.	2/50	TWO COLOR RED/GRN	59

Call or write for FREE catalog.
POLICIES

NO C.O.D.'s SEND CHECK, MONEY ORDER, CREDIT CARD + ADD 5% FOR SHIPPING. TX. RES. ADD 6% TAX. FOREIGN ORDERS (EXCEPT CANADA) ADD 10% (20% AIRMAIL). U.S. FUNDS ONLY. PHONE ORDERS ON MASTER CHARGE & VISA ONLY (214) 278-3553

EDITORIAL

Computer User Discovery

I don't yet have the satisfaction of everyone's adopting my views about who purchases microcomputers, but I was pleased to read an article in *Business Week* (December 1, 1980) that supports what I've expounded for years: A high percentage of micros bought as personal computers find their way into work situations either in a company or for company work at home.

The article observed that microcomputer and peripheral makers have ignored the real way in which their equipment is used and by whom it is purchased. It notes that in an industry with an annual sales of nearly \$1 billion, a driving force in its growth is the middle manager or technical professional who wants his own computer for work, but rationalizes its purchase as a home or hobby computer. Once in the home, the buyer finds ways to apply it to his job. Interestingly, Vantage Research, a Mountain View, CA market research company, estimates that one-third of the 750,000 personal computer systems reported to be shipped to date have landed in private offices.

The potential market for personal computers among professionals and managers is much larger than the number of very small businesses (less than 10 employees) in this country (17.5 million vs 2.3 million), says Personal Software's chairman, Dan Fylstra. Yet, the smaller-potential group has been the target of computer makers for the past few years, virtually ignoring the so-called hobbyist who more often than not uses it for work purposes. Indeed, the word "hobbyist" has been anathema to computer makers for some time now, though there are indicators that this is changing.

POPULAR ELECTRONICS' latest microcomputer study underscores the importance of

the technical/professional market. For example, about 89% of our readers expressed an interest in microcomputers, while 52.6% own or have access to a micro. Of this group, 37.5% indicate they use the micro for both business and personal purposes, while 29.7% use it only for business purposes, for a total of 67.2%.

The areas in which PE subscribers use computers are revealing: 38.3% for storing and analyzing research data, 34.7% for math, 34.2% for graphics, 27.3% for business/accounting, 22% for word processing, 9.8% for testing/control, and 4.3% for medical. Also extremely interesting is that 49.7% buy software programs, while an astoundingly high 81.4% write their own programs.

What is judged to have the greatest influence on buying a particular microcomputer? Not surprisingly, our survey indicates that initial cost is number one (57.8%), followed by software support (52.6%), manufacturer's reputation (52.3%), range of peripherals available (48.3%), availability of local servicing (34.3%), and bus support by other manufacturers (27.7%). The last two were also deemed to be least important among the categories cited: local servicing, 34%; bus support, 31.9%.

Among other survey results, peripheral buying plans for the next 12 months show that floppy disk machines lead the pack with 55.9%; followed by printers, 50.8%; modems, 26.3%, and video terminals, 24.5%.

These market research figures will give you some idea of the interest in computers shared by PE readers, among other electronics activities they enjoy. Furthermore, with a whopping 64.4% of respondents noting their job titles as professional/technical/electronics related and 19.3% as management, and 60.7% noting they get involved with computers on the job, there's good reason for computer makers to look to our readers as a very significant part of their market. We made this discovery a long time ago.

Art Salsberg

Popular Electronics®

Ziff-Davis Publishing Company

Philip B. Korsant
Richard Friese
Phillip T. Heffernan
Sidney Holtz
Edward D. Muhlfeld
Philip Sine
Albert S. Traina
Robert Bavier
Paul Chook (Research)
Baird Davis (Production)
Edgar G. Hopper (Marketing)
George Morrissey
Selwyn Taubman
Bertram A. Abrams

President
Senior Vice President
Senior Vice President
Senior Vice President
Senior Vice President
Senior Vice President
Senior Vice President
Vice President
Vice President
Vice President
Vice President
Treasurer
Secretary

W. Bradford Briggs

Ziff Corporation

William Ziff
I. Martin Pompadour
Hershel B. Sarbin
Furman Hebb
Bruce Maggin
Lawrence Sporn

Vice Chairman
Chairman
President
Executive Vice President
Vice President
Vice President
Vice President

Editorial correspondence: POPULAR ELECTRONICS, 1 Park Ave., New York, NY 10016. Editorial contributions must be accompanied by return postage and will be handled with reasonable care; however, publisher assumes no responsibility for return or safety of manuscripts, art work, or models submitted.

The publisher has no knowledge of any proprietary rights which will be violated by the making or using of any items disclosed in this issue.




Member Audit Bureau of Circulations



Contributing Editors
Carl Warren, Stan Prantiss
Glenn Hauser, Julian Hirsch, Forrest Mims

MARIE MAESTRI
Executive Assistant
OLIVIA WILSON
Promotion Coordinator
PEARL HARRINGTON
Assistant to the Publishing Director
SIDNEY HOLTZ
Publishing Director

"My computer helped me write The Final Encyclopedia. I wouldn't trust anything less than Scotch® Brand Diskettes to make a long story short."



**Gordon R. Dickson,
Science Fiction Author,
Minneapolis, Minnesota**

Gordon Dickson: a small businessman whose product is his own imagination. He's written more than 40 novels and 150 short stories; his newest work is *The Final Encyclopedia*. He uses his personal computer and word processing software to maximize his production. All his words—his product—are stored on diskettes. He calls up sentences and paragraphs on demand, and gets more rewrite out of the time available. So he depends on Scotch diskettes to save himself production time.

Dependable Scotch media can work just as hard for you. Each Scotch diskette is tested before it leaves our factory, and certified error-free. So you can expect it to perform exactly right.

Scotch 8" and 5¼" diskettes are compatible with computer/diskette systems like TRS-80, Apple, PET, Wang and many others. Get them from your local 3M distributor. For the one nearest you, call toll-free: 800/328-1300. (In Minnesota, call collect: 612/736-9625.) Ask for the Data Recording Products Division. In Canada, contact 3M Canada, Inc., Ontario.

**If it's worth remembering,
it's worth Scotch
Data Recording Products.**



3M Hears You...

3M

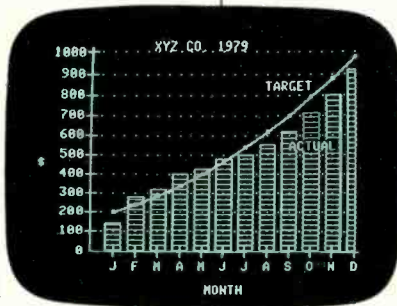
Three good reasons why professionals pick Apples.

1 In research

Apple personal computer systems help you collect, store and analyze data as fast as you can load a disk and execute a program. Because more than 100 companies offer software for Apple, you have the largest program library for manipulating your data in the personal computing world. Need special programs? Use any of Apple's development languages — BASIC, FORTRAN, Pascal.

2 In engineering

Apple personal computer systems let you define models, make trade-offs and refine prototypes. Want to study cause and effect of several variables? Apple computes new results instantly and displays them in colorful, easy-to-read graphs, charts or plots on a video monitor.



3 In production management

Apple personal computer systems make it easy to gather data, analyze productivity, measure yields and facilitate all phases of production control. Want to speed up repetitive tasks?

Rely on Apple's word processing capabilities to write, edit and print your reports.

Apples grow with you.

Whichever system you pick, Apple never locks you into a single configuration. You can use up to four or eight I/O accessory expansion slots to add an IEEE bus, Apple's Silentype™ printer, a modem or a graphics tablet. Add memory up to 64K bytes or 128K bytes. Add up

to four or six 5¼" disk drives without adding any overhead.

For support, service and the best extended warranty in the industry — Apple is the answer.

If you have any other questions about why Apple is the pick for professionals in engineering, see your nearest Apple computer dealer or


	Apple II	Apple III
Maximum Memory Size	64K bytes	128K bytes
Screen Display	40 column (80 column with peripheral card) 24 Lines Upper Case	80 column 24 Lines Upper Case/Lower Case
Screen Resolution (B & W)	280 x 192	560 x 192
Screen Resolution (Color)	140 x 192 (6 colors)	280 x 192 (16 colors)
Keyboard	Fixed	Programmable
Numeric Key Pad	Accessory	Built-in
Input/Output	8 expansion slots	4 expansion slots plus built-in: disk interface RS-232 interface Silentype™ printer interface clock/calendar
Disk Drives	Add-on one to six drives	One drive built-in, plus interface to support three more drives
Languages	BASIC Fortran 77 Pascal Assembly Pilot	Enhanced BASIC Fortran 77 Pascal Assembly
Typical Configuration Pricing	CPU, 48K RAM, single disk drive, B & W Monitor (9"), Silentype™ printer, and BASIC. \$2875.00*	CPU, 96K RAM, Integrated disk drive, B & W Monitor (12"), Silentype™ printer, SOS, Enhanced BASIC. \$4865.00*

* Suggested retail price.

call 800-538-9696. In California, 800-662-9238. Or write: Apple Computer, 10260 Bandle Drive, Cupertino, CA 95014.



apple computer inc.



LETTERS

It's Better Than You Think

I was moved to write by a misleading statement in "Phonograph Playback: It's Better Than You Think" (Nov. 1980). The authors cite the 19th harmonic of a 900-Hz violin tone, which was given as a 17.1-kHz tone at -70 dB and point out that at a 50-kHz sampling rate, the harmonic would be represented by slightly less than three points per period and would be encoded by only 3 bits. They further state that quantizing noise has a far more annoying spectrum than ordinary white noise.

The fact that high-frequency sinusoids are represented by a very small number of points should not be taken to imply that this introduces distortion. The sampling theorem assures us that if the anti-aliasing filter is perfect, and in the absence of quantizing distortion, sinusoids with frequencies up to half the sampling rate are perfectly recoverable without distortion. In the presence of real-world filters and finite word lengths, the theorem is still true, except that the noise floor is determined by the word length (given as 16 bits in the example) and the stop-band rejection of the anti-aliasing filter, which is 85 dB or more in modern digital systems.

A sinusoid represented by 3 bits sounds awful alone, but if there is any other simultaneous signal, such as the lower 18 harmonics of the violin tone, the noise is white. For any complex signal, quantization distortion is very difficult to distinguish, either analytically or perceptually, from white noise. At low levels, the quantization distortion produces a noticeably nonwhite sound that is often described as "graininess." The only time this graininess is heard in real situations is in the quiet portions between movements. Residual room noise (air conditioning, coughing, etc.) is then quiet enough to exhibit nonwhite noise distortion.—James Moorer, San Anselmo, CA.

Time-Sharing Nets

Thanks to Carl Warren for introducing us ("Computer Bits," June 1980) to the two time-sharing services, Micronet and Tymnet.—G. L. Wilson, Cambria Heights, NY.

TRS-80 Alarm Adjustment

In the article "Use Your TRS-80 as a Timer or Alarm Clock" (October 1980), if the alarm is set to go off on the hour, the alarm will not sound because of line 720. If Y=60, the program will GOTO

850, skipping line 730 where the clock time and alarm time are compared. The next time line 730 is run, the time will have advanced one minute so the time and alarm will not compare. Lines 730 and 890 should be changed to read GOTO 910. Line 910 should have the instruction previously on 730 and line 911 should be added reading GOTO 630.—B. E. McBee, San Antonio, TX.

Transistor Should Be PNP

In my article "How Many Hours on Your Phono Stylus?" (December 1980), transistor Q6 should be shown as a pnp device as given in the Parts List.—Denise Bohn, Kingston WA.

Keep SWL Coming


Glenn Hauser's SWL columns are great and his "English Broadcasts Audible In North America" listings are excellent! Many of my friends, who are also shortwave listeners, feel as I do. Please keep Glenn Hauser coming.—Thomas Harrington, Columbus, OH

POPULAR ELECTRONICS welcomes comments from its readers. However, queries can be individually answered only if they are accompanied by stamped self-addressed envelopes.—Ed.

Introducing

AUTO-CAT

It gets you off the hook.



Auto-Cat™ lets your computer terminal answer other terminals over the phone line *automatically*.

It's the deluxe way, for example, to receive a program from a friendly computer. Or take data from any of the information sources. Then store the information in your computer's memory—and have it there at your beck and call—all automatically.

Auto-Cat is a state-of-the-art originate/auto answer, all digital, crystal controlled unit with everything in one compact package. It sits right under your phone.

It's FCC approved for direct telephone line connection. You just take it home and plug it in.

Cost? Less than any other comparable modem. Under \$250.

And it's from Novation. The recognized leader in personal communications.

Auto-Cat by

Novation 

Call for details:

(800) 423-5410

In California (213) 996-5060

Available at Avnet Electronics, Hamilton Electro, Hamilton Avnet, Kierulff Electronics, Byte Shops, Computerland, and your local computer store.

Novation, Inc., 18664 Oxnard Street, Tarzana, California 91356

CIRCLE NO. 65 ON FREE INFORMATION CARD

NEW PRODUCTS

Additional information on new products covered in this section is available from the manufacturers. Either circle the item's code number on the Free Information Card or write to the manufacturer at the address given.

Single-Board Computer

The Model SBC-02 computer from Star-Kits is a minimal 4-chip system on a 6" × 6" pc board. It features a 6802 CPU, with 128 bytes of RAM, 2K of EPROM, and parallel or serial I/O. A wire-wrap area for expansion is provided. A machine-level monitor called HUMBUG that provides program entry and control, single stepping, breakpoints, and other front-panel functions is within a 2716 EPROM. \$25 for the bare board, \$75 for the parallel I/O kit, or \$150 wired and tested. Additional support includes 4K floating point BASIC (in ROM), a cross-assembler for the 6802, and HUMBUG ROMs for other 6800 systems.

CIRCLE NO. 88 ON FREE INFORMATION CARD

Akai Slide/Film VCR Adaptor

Photographic film and slide images can be transferred simply and inexpensively to video tape with a videocassette recorder and Akai America's Model VLC-V9 "Tele-Cine Adaptor." Material being shown by a film or slide projector is directed through a vertical fresnel lens and reflected by a mirror into a video



Onkyo Programmable Record Player



Onkyo's Model CP-1150F direct-drive turntable uses a microprocessor to control

its straight carbon-fiber tonearm. Its 12 1/4" platter is directly driven by a brushless dc motor and controlled by a crystal-locked PLL system, while the tonearm is positioned by its own separate stepping motor. Operation of the two-speed (33 1/3- and 45-rpm) player is fully automatic. Microprocessor control permits automatic fast repeat of any given preprogrammed part of the record being played. Wow and flutter are rated at 0.025% wrms, S/N at 75 dB (DIN-B). The player measures 16 1/2" W × 15" D × 5 1/8" H and weighs 13.6 lb. \$350 for player alone; \$50 for optional RC-5T remote-control unit.

CIRCLE NO. 92 ON FREE INFORMATION CARD



camera. It is then immediately recorded on tape. Using the video transfer adaptor, home movies can be edited, segments can be placed in chronological order, and films and slides can be interspersed on tape to give a multimedia effect. \$89.95.

CIRCLE NO. 91 ON FREE INFORMATION CARD

the seven most commonly used lines and one user-selected signal. All 25 pins are made available for use as test points. Double male, double female and null modem versions are offered. \$75. Address: Syzygy, 252 San Lorenzo, Pomona, CA 91766.

RS-232 Test Set

The SYZYG Y Model 232 Test Set can be inserted into any standard EIA RS-232 serial interface without loading the circuit. An array of LED indicators monitors

Sansui High-Power Stereo Receiver



Crystal-controlled PLL digital synthesizer tuning accompanies dc amplification in Sansui's Model 9900Z 160-watt/channel AM/FM stereo receiver. The 9900Z includes both digital numeric and conventional "dial" frequency displays, the latter made up of a series of discrete LEDs. Instant recall of up to 12 preselected stations is offered, and an eight-band LED frequency-spectrum analysis display is built-in. LED "meters" display both peak output power and volume-level settings. Control of volume is via an up/down pushbutton Touch-Volume Control. FM specifications include: sensitivity 10.3 dBf (1.8 μV); signal required for 50-dB stereo quieting 37 dBf; stereo distortion 0.07%;

Panavise Circuit-Board Holder



The Model 333 Rapid Assembly Circuit Board Holder features an eight-position adjustment, indexes at 45-degree increments, has six positive lock positions in the vertical plane, and provides a 10-inch height adjustment. Having cross bars available in lengths to 30 inches, the device will hold circuit boards up to 28 inches in width. In addition, extra arms can be added for dual or multiple boards. The spring-loaded board holder allows for fast one-hand position changes. Its cast-iron base provides stability and is drilled for bench mounting.

CIRCLE NO. 89 ON FREE INFORMATION CARD

S/N 80 dB mono, 76 dB stereo. Amplifier specifications: frequency response 5 to 100,000 Hz +0/-3 dB; no more than 0.015% THD from 20 to 20,000 Hz at full power into 8 ohms; S/N 80 dB phono, 100 dB high-level. \$1150.

CIRCLE NO. 93 ON FREE INFORMATION CARD

Microprocessor-Based Morse Trainer



The Model MT-1 by Advanced Electronic Applications, Inc. generates essentially random Morse code at a rate of 1 to 99 wpm in selectable 1-wpm increments and in any of several modes. Practice messages are sent at either standard character lengths or with faster character lengths and extended spacing. The user can select either five-character code groups or random word lengths and one of two levels of difficulty—normal characters or all characters. Dash-to-dot-to-element space ratio is initially a standard 3:1:1, but this can be varied by the user. Automatic increase of speed can be programmed. The Model MT-1 requires +12 V (± 3 V) at 200 mA. \$99.95. Address: Advanced Electronic Applications, Inc., Box 2160, Bldg. O&P, 2006-196th SW, Lynnwood, WA 98036.

Portable 4 1/2-Digit DMM

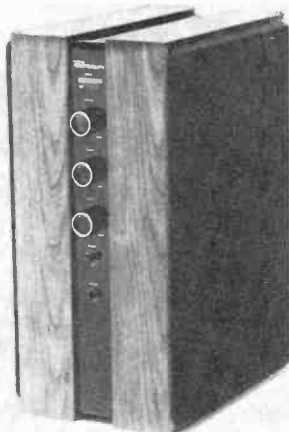


Data Precision's Model 255 4 1/2-digit LCD portable/bench DMM is rated at 10- μ V sensitivity on its lowest range and to 1-kV dc at 0.03% accuracy. Ac voltage range is from 10 μ V to 5 kV; ac and dc current is measurable from 10 nA to 2 A

and resistance can be measured from 0.1 ohm to 20 megohms. Both ac voltage and current are measured with an "average sensing" technique said to have full accuracy from 50 to 5000 Hz and an extended range to more than 2.5 kHz. Display digits are 0.4" high, black-on-silver LCD. All 25 ranges are selected via two front-panel rotary switches. Protection is 1 kV on all voltage ranges and 250 volts for resistance. A 2-A fuse handles the current ranges. Size is 5 1/2" \times 1 1/2" \times 3 1/2" and weight is 1.3 lb. Power is provided by internal nickel-cadmium batteries. \$279 including battery pack, carrying case, and recharger.

CIRCLE NO. 95 ON FREE INFORMATION CARD

Hi-Fi Converter for TV



Petrous Electronics Corp.'s "Telefidelity" is a high-fidelity audio converter for television. Two models are available. Model

TF-100 has a 15-watt rms amplifier that drives an 8" woofer and 3" tweeter. Deluxe Model TF-200 contains two 15-watt amplifiers, an 8" woofer, 4 1/2" midrange driver, and 3" tweeter; it adds a pseudo-stereo effect. Both models offer a "Dynamic Compliance Fidelity Enhancement System" (FES) that automatically equalizes frequency response. Instead of a direct connection, an etched coil "antenna" is placed under the TV set to pick up the TV's sound carrier and pass it to the converter. (The Telefidelity may not operate with some TV receivers, especially those whose chassis are shielded.) Multiple inputs permit connection of tape decks, radios, and other high-level signal sources. \$99.95 for Model TF-100; \$129.95 for Model TF-200. Address: Petrous Electronics Corp., 415 W. Walnut St., Compton, CA 90220.


Ac Magnetic Flux Probe

The Model 1846 axial-type ac magnetic flux probe converts flux to a voltage that can be measured on a meter or an oscilloscope with a BNC connector. Sensitivity is to 100 millivolts per gauss at 60 Hz. The probe allows a user to draw a flux map and locate sources, paths, and influenced areas so that steps can be taken to reduce the noise-producing flux by shielding or other means. \$69. Address: Magnetek Corp., 7315 Red Deer Dr., Boulder, CO 80301.

Computer-Operated Typewriter

The Dynatyper from Rochester Data Inc. is an electro-mechanical computer interface that can be used with electric typewriters to generate hard copy in both upper and lower case. Weighing 3 pounds, the plastic-covered device fits over the typewriter keyboard and is held in place by its own weight and a pair of sticky

Computerized Antitheft Device



"Steal Stopper" from A.C. Custom Electronics Inc. is a computerized antitheft device for cars and RVs. A complete system consists of a keyboard controller, control module, motion detector, siren, and pin switches for trunk and hood. With a

system installed, the protected vehicle cannot start until a secret four-digit code is properly keyed in, even if the ignition key is used or the ignition system is "hot-wired." Available in four models: Model 1043 has keyboard ignition lockout and disengage feature but no audible alarm; Model 1036 is the same but uses the vehicle's horn as an audible alarm; Model 1048 offers keyboard ignition lockout, siren alarm, motion detector (senses when the vehicle is jacked up), and pin switches; Model 1024 uses the ignition key to control the alarm and includes motion detector and siren. The dash-mounted unit measures 2"W \times 2 3/4"H \times 1/2"D. Address: A. C. Custom Electronics, 868 Alpha Dr., Cleveland, OH 44143.

CIRCLE NO. 94 ON FREE INFORMATION CARD

Take a
giant step
forward...

Learn
professional
audio
recording
technology.



Complete the
Multi-track Recording Technology
curriculum in one year, or earn the
B.S. Degree in Music Technology
via the Institute of Audio Research—
New York University joint program.

Spring '81 Quarter starts
Thursday March 26th.

Summer '81 Quarter starts
Monday July 6th.

Write or call for brochure



**Institute
of Audio
Research**

64 University Place
Greenwich Village
New York, N.Y. 10003
(212) 677-7580

Established
1969

Licensed by N.Y. State Dept. of Education

CIRCLE NO. 33 ON FREE INFORMATION CARD

new products

"buttons." Inside are 52 solenoids and a pc board. No modifications are required to the typewriter. With the Dynatyper off, the typewriter can be used in the normal fashion. Operation is as fast as the typewriter can go. Interfaces are available for the Apple, TRS-80, and GPIB. A 6-bit parallel interface is available for general operation.

CIRCLE NO. 96 ON FREE INFORMATION CARD


Astatic Moving-Flux Phono Cartridge



Astatic Corporation is offering its new MF 200 Moving Flux® phono cartridge. This cartridge, employing a Shibata-type stylus and a small magnet attached to opposite ends of an aluminum cantilever, is said to offer the performance characteristics of a moving-coil cartridge and the high output levels of a moving-magnet or moving-iron type. Rated frequency response is 10 to 20,000 Hz \pm 2.2 dB; output channel balance within 1.5 dB at 1 kHz; channel separation 23 dB at 1 kHz; output voltage 4.2 mV at 1 kHz and 5 cm/s; and source inductance 90 mH. Recommended tracking force is 1 3/4 grams \pm gram. The cartridge is also available premounted in a universal plug-in type headshell. \$160 unmounted, \$182.50 premounted.

CIRCLE NO. 97 ON FREE INFORMATION CARD

General Sound Three- Piece Speaker System



The Micron III Concert Series Speaker Ensemble from General Sound consists of a pair of Model GS-5 satellite speakers and one Model GS-10 subwoofer. Each two-way acoustic-suspension GS-5 features a 5 1/4" high-compliance woofer that crosses over at approximately 2.5 kHz to a 1" soft-dome tweeter. The vented, tuned-port GS-10 features a 10" dual-voice-coil driver and a built-in dual-channel (100-

Hz) crossover system. Overall ensemble specifications: frequency response 30 to 22,000 Hz \pm 3 dB; 87 dB SPL output with 1-watt input at 1 meter; minimum power 25 watts/channel; maximum power 150 watts/channel. Sizes: GS-5—10"H \times 7"W \times 7"D; GS-10—21"W \times 19"H \times 18"D. \$475.

CIRCLE NO. 98 ON FREE INFORMATION CARD

Digital Storage Scope

The Epic Instruments Inc., WAVE-SAVER connects between the circuit under test and an oscilloscope and can accept analog signals for later display and study. The digitized input data is stored within a 1K \times 8 memory. Recording rates are from 2 μ s to 100 ms per point and with an external clock go from 2 μ s to dc. Input sensitivity is \pm 50 mV to \pm 10 volts at an input impedance of 1 megohm/15 pF. The post-trigger mode starts recording after detecting a trigger, while the pre-trigger mode stops recording after detecting the trigger. The device can also drive a plotter. Scope image resolution is 1024 bits horizontally and 8 bits vertically. \$295.

CIRCLE NO. 99 ON FREE INFORMATION CARD

Maxell Premium Cassettes


Maxell Corp. of America has announced the availability of two new premium cassettes with a new epitaxial magnetic formulation and improved housings. The XL I-S and XL II-S cassettes are said to offer increased dynamic range, better S/N ratios, wider bias latitude, lower IM distortion and less print-through. The XL II-S is designed for decks whose bias and equalization can be switched to HIGH (CrO₂) and 70 μ S, respectively. XL I-S is for use with NORMAL bias and 120- μ S equalization. Tighter tolerances on the cassette shell halves, super-smooth rollers, and improved slip sheets are claimed to minimize deterioration of wow and flutter performance after repeated use. Suggested list prices are \$5.10 for C-60 and \$6.99 for C-90.

CIRCLE NO. 100 ON FREE INFORMATION CARD

Rechargeable Hearing-Aid Batteries

The Battery Store has introduced a rechargeable hearing-aid power system. Able to run up to 95% of the aids currently made, the system consists of a recharger and a pair of nickel-cadmium cells. The cells are said to maintain a constant voltage during discharge and to be rechargeable up to 500 times, for an operating lifetime of 10,000 hours. \$19.95 plus \$1.50 shipping/handling. Address: The Battery Store, P.O. Box 141, Ridgefield, CT 06877.

**Magnavox introduces
Gourmet Video.**



Magnavision® Video for people who know and love video.

You seek only the ultimate technology in the electronic gear you own. You'd like to control the sequence, speed and direction of what you watch on your television screen. And you wish for a range of programming far beyond the common fare.

For you we have a bright idea called Magnavision. It is Gourmet Video for the video gourmet.

A picture that's clearer than tape and less costly, too.

Magnavision is an advanced LaserVision™ videodisc player. Its optical laser scanner, a videodisc and your TV set team up to give you a picture that's amazingly sharp and clear. Even better, the Magnavision picture remains this good even after thousands of viewings. That's because there is no direct contact between our laser and the disc. Unlike your phonograph, Magnavision doesn't use a needle.

Instead, a laser beam of light



Simulated TV picture.

“reads” encoded pictures and sounds through a protective coating on our grooveless videodisc. There's no contact. No scratching. No wear. No disc deterioration. The picture will remain as sharp and clear years from now as it is today.

The hearing's as good as the seeing.

Speaking of sound, Magnavision is designed to be played through your home stereo system so you can hear what you see in full

high-fidelity stereophonic sound. And since there is no disc wear, the Magnavision sound stays crystal clear, playing after playing.

You can see and hear major movies with theater-like realism. Rock concerts and classical performances come alive before your ears and eyes. Magnavision has to be heard to be believed.



© 1983 ALFRED J. HITCHCOCK PRODUCTIONS, INC.





Studio-like controllability puts you in command of the action.

Now the real fun begins. You not only watch and hear Magnavision. You play with it, too. Magnavision's controls are so simple to operate, even children can enjoy putting it through its many playing modes.

Touch REVERSE to create your own instant replays or the sheer fun of looking at things backwards. SLOW MOTION lets you

slow the action by a little or a lot so you can follow a golf pro's swing inch by inch until you've got it down pat.

STILL lets you see a museum full of art (up to 54,000 pictures on each side of a disc) one piece at a time. You can advance frame by frame like you would with slides. Or hold a single picture for as long as you like with no damage to the disc or the player.

FAST FORWARD moves the picture at three times normal speed for hilarious effects. While SEARCH lets you scan an entire side of a videodisc in just 26 seconds. INDEX displays the number of each disc frame (54,000 per side) on your TV screen to help you locate specific scenes.

AUDIO 1/AUDIO 2 gives you two separate audio channels for discs recorded in stereo. Or two individual sound tracks to give you the choice of hearing a movie in English or another language, like Japanese.

Only LaserVision systems like Magnavision let you watch and play so many different ways. Even in FAST FORWARD and REVERSE you never lose sight of the picture. **Watch what you want whenever you want.**

With Magnavision you have a complete library of MCA DiscoVision® programming to choose from.



Blockbuster movies like *The Electric Horseman*. Classic films like *The Bride of Frankenstein*. Cooking lessons by Julia Child. Documentaries from Jacques Cousteau. How-to-do-it tennis, golf, swimming and crafts. Music, concerts, cartoons, the arts and NFL football. And videodiscs cost far less than pre-recorded videotapes.

Full-length movies like *Smokey and the Bandit* are only \$24.95. And many educational and instructional discs are only \$5.95. (Suggested retail prices.)

Only Magnavision is Gourmet Video.

Magnavision is without a doubt the brightest idea in home video. Its picture, sound, playing action and library of available programming are bound to please the most discriminating video gourmet. For full information on Magnavision and your nearest dealer, call toll-free 800-447-4700. In Illinois, call 800-322-4400.

©1981 MAGNAVOX CONSUMER ELECTRONICS CO.



MAGNAVOX
MAGNAVOX
MAGNAVOX
MAGNAVOX
MAGNAVOX
The brightest ideas in the world
are here to play.

CIRCLE NO. 38 ON FREE INFORMATION CARD

Brainchild

Yesterday — Remember the first Heathkit Analog Computer (1957)? Or the Heathkit Single-Sideband Transmitter (1958)? How about the Heathkit Multiplex Adapter for FM stereo reception (1960)?

Each was a ground-breaking innovation for its day. Each was a Heathkit brainchild.

Today — Today's brainchildren include the popular Heathkit All-In-One Computer, a complete computer system with disk storage, smart terminal, two Z80 microprocessors — all in one compact unit.

Also rising fast, the Heathkit Screen Star, a new projection TV that brings together the best in video technology to create the sharpest color picture ever on a six-foot diagonal screen.

Heath imagination applied to microprocessor electronics created the Heathkit Weather Computer. It monitors current weather, tracks changes, stores data — and puts it all at your fingertips.

Tomorrow — Tomorrow's brainchild, like today's and yesterday's, will combine the newest and the best in electronics to create a new state-of-the-art.

On the drawing boards right now are new designs for amateur radios, audio components, computers, color TV's, test instruments and new educational programs — all in easy-to-build, money-saving kits. They'll be appearing soon in Heathkit Catalogs and at Heathkit Electronic Centers. It's one catalog you don't want to be without.



Heathkit®

SEND FOR FREE CATALOG

Write to Heath Co., Dept. 010-744
Benton Harbor, MI 49022.

CIRCLE NO. 25 ON FREE INFORMATION CARD

VISIT YOUR HEATHKIT STORE

In the U.S. and Canada visit your nearby Heathkit Electronic Center where Heathkit products are displayed, sold and serviced. See the white pages of your phone book. In the U.S., Heathkit Electronic Centers are Units of Veritechnology Electronics Corp.



GX-379



By Harold A. Rodgers
Executive Editor

Can We Hear Phase Distortion?

ACCORDING to the results of an investigation made by Hideo Suzuki, Shigeru Morita and Takeo Shindo of Mitsubishi Electric's Consumer Products Research Laboratory, phase distortion can be heard sometimes. Writing in the September 1980 issue of the *Journal of the Audio Engineering Society*, the three researchers report on the outcome of listening tests using special signals and musical program material that had been processed to simulate the phase response of a conventional two-way loudspeaker system.

Once it was determined that a good match could be obtained between the phase response of a two-way speaker and that of two single-pole, active all-pass filters, subjects were asked to compare the sounds of test signals presented via headphones and loudspeakers. The latter were at times located in an anechoic chamber and sometimes in normal listening environments, with no significant effect on the outcome.

As it turned out, the most revealing test signal was a tone burst, on which the listeners were able to detect the presence of the all-pass network reliably, especially when listening via headphones. The authors speculate that the delay to which the dominant low-frequency component of the signal is subjected by the network allows the hearing sense to fix on a high-frequency component and retain it, even after the low-frequency component arrives. When the phase response is linear, the high-frequency component is masked.

Perhaps the most significant result of the investigation is contained in the following quote: "... no one found *even the slightest change* [italics added] in sound quality by the phase shift when popular music from several commercial disks was used for a qualitative loudspeaker listening test." Another interesting discovery was that sensitivity to phase shift, even with artificial test signals, varies markedly from one individual to another.

The authors have indicated their intention to continue their research and establish a permissible limit for phase distortion. However, on the basis of their results so far, that produced by a two-way loudspeaker of conventional design appears to lie outside audibility.

Another examination of this topic was reported in a paper by S. P. Lipshitz, M. Pocock, and J. Vanderkooy, presented at the New York AES convention last November. These investigators, too, establish that phase distortion is audible with specially constructed test tones, noting that the signals they employed could easily occur in electronically synthesized music. They further suggest that, just as levels of nonlinear distortion that are inaudible on musical program material but audible on sine waves are not considered tolerable in a reproduction chain, phase distortions of similar audibility ought not to be tolerated either.

Another interesting conclusion reached as a result of this work is that polarity of an asymmetrical signal created by summing a sine wave and its second harmonic is practically *always* audible, even when heard via loudspeak-

ers in a normally echoic space. Experimental results also suggest that the effect of phase distortion on transient material depends on the degree to which the signal is oscillatory. In general, non-oscillatory transients are affected in a more audible way.

When it comes to musical program material, the picture is less clear. Subtle effects of phase distortion are detectable via headphones when listening to male and female voices. But, to quote from the paper: "It is ... clear that no blatant effects are caused by simple mid-range first- and second-order all-pass filters, on musical and speech signals reproduced over headphones, let alone ... loudspeakers."

Like the Mitsubishi group, Lipshitz and his colleagues caution that the results so far are to be considered preliminary. Nonetheless, it seems reasonable to conclude that, while some improve-



Mura Model VH-300
High-Velocity
Stereo Headphone

GOOD BOOKS ON MICROCOMPUTING

MICROMATICS

What do you have when you combine microprocessors and any other technology? You have *Micromatics!* The automatic operation or control of a process, physical or mental, by an ultra-miniature electronic device: a microprocessor. The reader receives a complete overview of the basic operation of a practical microcomputer. Hardware and software is explained in easily understood terms. You won't be left up in the air with esoteric explanations. Steve Roberts, a hard working, up through the ranks engineer who learned microprocessors from hands on experience, has a rare talent — the ability to communicate what he has learned clearly and effectively to others. He has an easy going style that makes technical information read like a "who-dunnit" mystery. It is sure to keep you intrigued and eager to read more about this exciting subject. In one complete volume he integrates the aspects of hardware, chips, peripherals... shows how it is coupled with software, programs, machine instructions. It is truly a joy to read this kind of material. Any person who wants to deal effectively with microprocessor systems or simply wants to understand their application, will find this book of immense value.

Deluxe Hardcover Volume Only \$19.95 No. 81

GRAPHICS COOKBOOK

For the APPLE computer. This graphics cookbook illustrates a quick and easy method of drawing pictures in the low resolution display mode. The method may be extrapolated to high resolution graphics. In an hour or two you can be drawing complex color pictures on your video screen. You can maintain the individual elements in a picture as part of an ever-expanding "graphics library." As you build your library, you can use combinations of previously designed elements to form new designs. Easy and fun for everyone.

Softcover just \$11.95 No. 78

SOFTWARE COOKBOOKS

No. 99 (6502), No. 50 (6800), No. 60 (8080) are just \$12.95. No. 75 (Z80) is only \$15.95

Z80 INSTRUCTION HANDBOOK

Just \$5.95 No. 20

SCELBI'S SECRET GUIDE

TO COMPUTERS

Just \$5.95 No. 93

CALCULATING WITH BASIC

Just \$8.95 No. 30

MANY OTHER FINE COMPUTER AS WELL AS AMATEUR RADIO TITLES AVAILABLE. ASK FOR OUR FREE CATALOG! (No. AA)

SCELBI Publication

20 Hurlbut St., Elmwood, CT 06110

IMPORTANT ORDERING INFO! Please include \$1 shipping/handling charges for each item. Prices shown are for North American customers. MC/VISA, Postal and Bank Money Orders preferred. Allow 4 weeks for delivery.

- | | | |
|---------------------------------|---------------------------------|---------------------------------|
| <input type="checkbox"/> No. 20 | <input type="checkbox"/> No. 60 | <input type="checkbox"/> No. 81 |
| <input type="checkbox"/> No. 30 | <input type="checkbox"/> No. 75 | <input type="checkbox"/> No. 93 |
| <input type="checkbox"/> No. 50 | <input type="checkbox"/> No. 78 | <input type="checkbox"/> No. 99 |
| | <input type="checkbox"/> No. AA | |

Name (print) _____

Address _____

City/State _____

Zip Code _____

Card No. _____

Bank No. _____ Amt. Enc. _____

Signature _____

PE

CIRCLE NO. 62 ON FREE INFORMATION CARD

ments in sound quality may be eventually realized from better phase linearity through the audio reproduction chain, these are not likely to be earthshaking.

Two Interesting Audio Products. Recently, I had a chance to try out the Mura Model HV-300 stereo headphone. As it seems doubtful exactly how measured data on headphones should be interpreted, and one of the more interesting features of this model

this case, a lowpass filter whose breakpoint varies with the level of the musical signal. It is characteristic of music that as it gets louder, it becomes richer in high frequencies. When such highs are present in abundance, noise in the upper part of the audio band is masked and, therefore, inaudible. As the level drops and the highs start to disappear, a controller in the DNR squeezes off some of the filter bandwidth, thus attenuating the noise. To minimize losses of soft sig-



Advanced Audio System International
Dynamic Noise Reduction System

can only be judged subjectively, it seemed entirely reasonable to give them an informal trial rather than a lab test.

The sound of the HV-300 is clear and well-balanced without seeming extraordinary in any particular way. That is to say, they do not draw attention to themselves and away from the music. An especially endearing characteristic is that they do not emphasize noise that may be present in the program material. They are reasonably comfortable to wear, though not paragons of virtue in that respect, and come with a 10-ft cord that is coiled so tightly as to deprive the user of some of its length. Levels of the two drivers are independently adjustable, and a switch for stereo/mono choice is provided.

What is unusual about this headset, however, is the stereo separation control, apparently some sort of network that alters the relative phase of the signals reaching the listener's ears. When engaged, this system reduces the in-head localization often associated with headphone listening. The aural perspective thus created is not the same as that received from a pair of loudspeakers (that would be miraculous indeed!). However, on the basis of what I could hear, it gives a more credible vantage point than that produced by most headsets. Suggested retail price of the Mura HV-300 is \$50.

The Dynamic Noise Reduction System from Advanced Audio Systems International is a "bandwidth follower," in

nals with high-frequency content—for example, a lightly struck triangle—the controller weights the input signal by frequency as well as amplitude. Depending on the signal, then, the filter cutoff point varies from 800 to 30,000 Hz.

The DNR, realized from an IC developed by National Semiconductor, is equipped with a series of LEDs that indicate the approximate bandpass allowed at any instant. In addition to a POWER ON/OFF switch, it has a BYPASS switch and a rotary control for SENSITIVITY. In contrast to the effect one would normally expect, the device allows progressively more high frequencies to pass as the control is turned to the right. The chip on which the unit is based is, incidentally, expected to be used in several upcoming consumer audio products.

When connected into an audio system, the DNR does give a clearly noticeable reduction in high-frequency hiss that may contaminate program material. If carefully adjusted, the device has virtually no effect on legitimate high-frequency content. What I have always considered the acid test for a single-ended noise reducer such as this (pre-encoded program material is *not* required) is a solo flute. If the device operates crudely, the sound that results when the flute tone widens the bandwidth seems breathy, as the ear interprets the noise that leaks through as one of its components. The DNR passed this test with flying colors; no significant change was heard in the timbre of the flute. Suggested retail price is \$150. ◇

HEAR WHAT YOU'VE BEEN MISSING!

*Listen with an 801 Omnisonic Imager,[™]
a quantum leap forward in sound reproduction!*

OMNISONIC IMAGERY[™] IS HERE!

Our innovative state-of-the-art electronics restore the acoustical time-field characteristics and angular sonic positioning of the original recorded signal. The 801 analyzes the input signal and determines relative positions of instruments and vocals on the original source. They are then placed about the listening space creating the physiological sensation of three-dimensional sound – what we call omnisonic imagery[™] – using only two speakers!^{*} Sound appears to come from many sources within the listening space. A common reaction is to look about for other speakers. *And you don't have to sit rigidly fixed at a focal point between the speakers to enjoy the 801.*

^{*}2 or more speakers!

LIFETIME WARRANTY!

You get a lifetime warranty on the active circuitry and one year on all other components (case and line cord excluded) provided your 801 is used as specified.

Now that you've read all about our 801 Omnisonic Imager[™], don't you think it's time to hear one? If we have stimulated your interest in seeking the finest sound reproduction in the purest sense, please ask your dealer for a live demonstration. If you have any questions, or need to know the name of the dealer nearest you, call or write to:

OMNISONIX, LTD.

P.O. Box 430
Northford CT U.S.A. 06472

Call TOLL FREE
800-243-0688

In Conn. Call
(203) 239-6213

Omnisonic Imager[™], Omnisonic Imagery[™], Omnisonic Dimensional Sound[™], and HBX[™] are trademarks of Omnisonix, Ltd. All rights reserved.

© 1980 OMNISONIX, LTD.

NEW DIMENSIONS IN STEREO AND MONO!

Stereo with an 801 Omnisonic Imager[™] creates a vivid feeling of "being there". Depending upon the source, the system, and the listener, sound appears to surround you, emanating from well beyond the speakers, above and below, near and far. The music is so alive it envelopes you. It is the sound of the future!

From mono, the 801 creates omnisonic dimensional sound.[™] You can input an AM or TV source (from the earphone jack on your set) via the 801 and into your stereo system. The result is a "live" sound with depth and clarity, as well as separation. Television sound is vastly improved with the 801!

RETROFITS TO MOST STEREO SYSTEMS!

Any system with an internal tape loop can connect to the 801. Component systems can insert the 801 between pre-amp, other accessories, and the amplifier. There's a built-in tape monitor button on the 801, so you don't lose your existing tape monitor facility. The 801 works on any stereo or mono source – FM, tapes, records, AM, TV. You can record selections via the 801 and replay them on conventional home-use stereo equipment.



DON'T MISS:
Highway HiFi Imagery
With The
801-A Auto Unit
Coming Soon!

Popular Electronics Tests

Hitachi CT1306

13" Portable Color TV



AS IF TO celebrate its new 100,000 sq ft manufacturing plant in Compton, CA, Hitachi has announced the forerunner of next year's 1981 line by introducing its handsome 13-inch Color TV Model CT1306 with NP80SX chassis. This little set has a walnut-grained plastic cabinet with attractive silver-gray accents, and a tiny 9.5 × 10-inch planar (single board) chassis. Among its special features are an audio headphone jack and an infrared remote control for power on/off, channel up/down, volume, and mute. Cabinet dimensions are 18"W × 13.5"H × 15.1"D; power requirement is 65 watts (with signal input); suggested retail price is \$459.95.

Chassis Layout. A rear-view wiring diagram (Fig. 1) showing how the various receiver sections interconnect may be of interest since many sets are adopting much the same layout. In the upper left and center are the tuner control and speaker with their connectors and wiring. Extending out at the left are uhf/vhf antenna terminals with r-f connections to the unitized (combined) shielded tuner, which is snugged to an

open tuner control board. At bottom left is the remote control power transformer, and immediately above, a simplified view of the full remote control assembly made up of a pair of large printed-wiring boards.

Though the main power board at the bottom is quite small, it is, nonetheless, the operational center of the receiver, containing all sync, luminance/chroma processing, sound detection and amplification, as well as picture (P), brightness (B), tint (T), and color (C) potentiometer controls at the front right. Video i-f amplifiers and detector in a shielded container occupy the left center of the board, along with the power assembly. In addition, there are the power regulator, horizontal output and ceramic voltage divider, all on large aluminum heat sinks, and vertical outputs with their heat sinks as well (not shown). At bottom right is the small, encapsulated fly-back transformer with integrally mounted focus and screen controls.

Above the main chassis is the pc board for the CRT, containing red, blue, and green output transistors, drive and background controls, and some passive components. Except for a few solder

connections, the chassis unplugs for extensive servicing, and partially slides out for routine maintenance. And with only five ICs and 11 transistors, not counting the tuner, there are not many active elements to go bad.

Circuitry. Figure 2's block diagrams of the remote-control transmitter and the control sensor section that feeds the receiver's remote control board belie the complexity of what goes into a remote system—and why it adds between \$60 and \$100 to the price of the set! This is an all-electronic system that's highly sophisticated.

Each of the 12 available u or v (high/low) channels is tuned by a voltage derived from a ZD0201 zener-regulated 33 V applied to the collector of a voltage-tuning driver transistor. Potentiometers divide this voltage for varactor-diode tuning so that diodes are coupled, as each channel is selected, through the base-emitter of the aforementioned transistor and on to tuner control inputs. At the same time, switch elements, being manually tuned to select low vhf, or high vhf, or uhf, are energized.

When such voltage reaches any of the

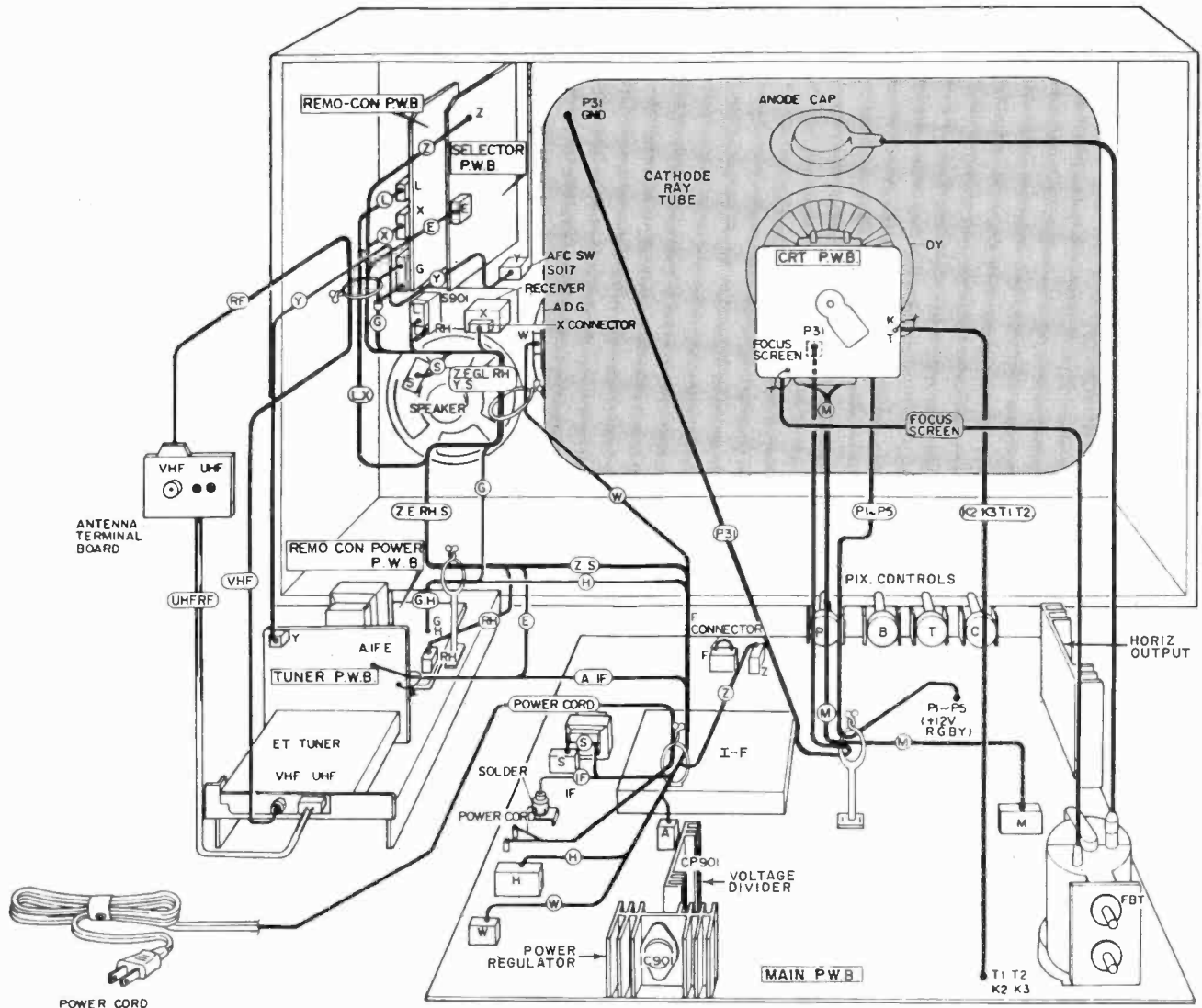


Fig. 1. Rear view of the CI1306 showing approximate location and wiring of major components and chassis.

engaged 12 switch-band positions, it is transferred to the appropriate transistor inverter, energizing the portion of the tuner required to receive signals from the appropriate part of the regulator 82-channel spectrum. Now, with each of the 12 available positions set to some uhf or vhf channel, either the remote or manual scan system can operate the channel selection system.

At the bottom of the selector SW board, there are the channel up/down and volume up/down buttons that turn on one of the transistors on the remote control board. These connect to four inputs into a remote-decoder microprocessor. The remote-control transmitter, with its local oscillator, timing generator, key decoder, divider and discrete transistor output, translates the commands from its six control buttons into logic outputs so that LEDs can modulate them onto the infrared carrier. This is picked up by the infrared remote control sensor in Fig. 2. Its output is ac coupled into the base of a preamplifier and

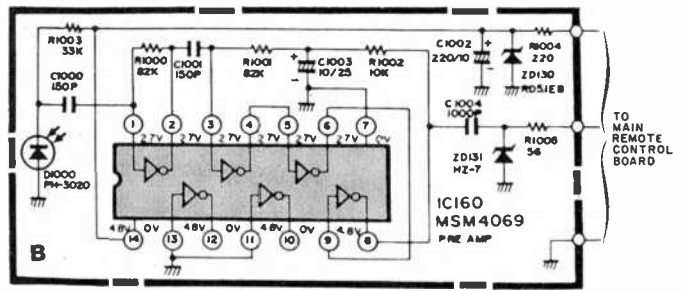
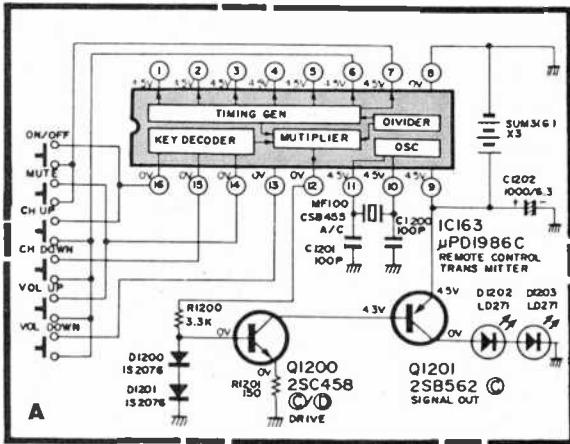
delivered to the primary of a coupling transformer and then to a Schmitt trigger. Output of the Schmitt is a series of pulses applied to the input portion of a microprocessor, IC101, on the main remote-control board, not shown. Timing for this chip is provided by an oscillator, whose frequency matches that of the hand-held remote control transmitter. Thus, all commands will become synchronous. The Schmitt pulses are routed to the command and channel counter and key decoder. Out of IC101 comes a volume-control signal from its 5-bit D/A converter, a relay drive signal from the power flip-flop, and memory information for a program controller microprocessor, IC201, located on a third pc board, which is a selector board.

Three other stages of interest are the relay driver, error amplifier, and power-initial transistors. Briefly, when the power-off section of IC101 receives the proper command, it passes a positive signal to the base of a normally cutoff driver transistor, which conducts, energizing

a relay. This turns on power to the receiver and permits a power-initial transistor to conduct and initiate (reset or clear) the key-in decoder in IC101.

In microprocessor IC201, an RC oscillator produces a clock signal that also syncs the counter and memory functions. Another 16 pins access inverting buffers for the channel-tuning pots.

The Main Chassis. There's little novel about the rest of the receiver except that maximum use is made of minimum parts, especially in the power supply and chroma/luminance processor. Audio develops from the traditional 14-pin quadrature detector sound IC, which amplifies it and drives a pair of stacked npn output transistors designed to accept a total 130-V swing. The final load is an 8-ohm, transformer-coupled speaker with auxiliary earphone and recording jack for private recording or listening. Complete transformer isolation makes this output perfectly safe to connect to other chassis. Of course, the speaker



MODEL CT1306 HITACHI RECEIVER
LABORATORY DATA

Fig. 2. Schematics of the Remote Control Transmitter (A) and Infrared Remote Control Sensor (B).

voice-coil connection is opened whenever an external audio plug is inserted.

The surface-acoustic-wave filter (SAW) and its i-f, agc, afc, synchronous full-wave video detector, noise canceller, and video amplifier IC following are also noteworthy, but not really different from circuits we have seen and reported on before. So, too, is an 18-pin IC that strips and supplies vertical and horizontal timing sync from composite video to the sweep/oscillator circuits, and also provides protection from excessive high voltage. Therefore, let's continue with our prime topics: the power supply and video processor. What makes this power supply interesting is its simplicity and resurrection of an old technique that could be returning to popularity because of lower power drain and cost. Its basic drawback is that overall regulation

Parameter	Measurement
Tuner/receiver sensitivity (min. signal for snow-free picture):	vhf (Ch. 3): -8 dBmV (-56.8 dBm) uhf (Ch. 30): -7 dBmV (-55.8 dBm)
Voltage regulation (line varied from 105 to 130 V):	Low voltage: 130-V supply—93% 30-V supply—93.5%
Luminance bandpass at CRT:	High voltage: 20-kV supply—91.2%
Luminance bandpass at video detector:	3 MHz
Dc restoration:	4 MHz
Agc response before white/black level changes or sync clipping (-8 dBmV to +46 dBmV):	88%
S/N at CRT:	54 dB
Horizontal overscan:	39.1 dB
Audio bandpass (3 dB down):	15%
Aux. audio output impedance:	45 Hz to 10.5 kHz
Chassis power requirements (signal applied):	10 ohms
	65 W (incl. remote)

Note: Instruments used in these measurements are: Tektronix/Teletop D66, D67A oscilloscopes; Sadelco FS-3D VU F/S meter; Wingard DX-300 amplifier; Sencore VA48 video analyzer (modified), CG169 color bar generator, PR57 power analyzer; B&K-Precision 1248 color bar and 1250 NTSC color generators; Data Precision 245, 1350, and 1750 digital multimeters; Tektronix and Polaroid cameras.

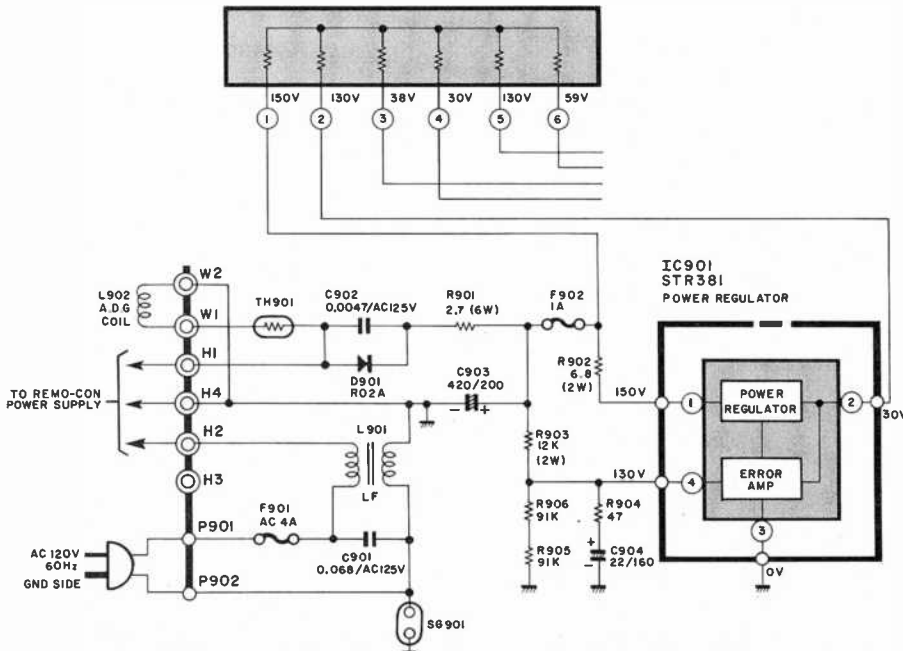


Fig. 3. Schematic of the primary power supply with new voltage divider circuit

ALL CORDLESS PHONES ARE NOT THE SAME. THANK HEAVEN.

People love cordless phones, because they go anywhere—indoors or out—without being plugged-in. Imagine the freedom of taking your phone anywhere in the house. Move around freely during conversations. Calmly take any call, anytime—you're not tied to one spot anymore. It's a new sensation to place or receive calls on the porch, or in the yard. You can roam up to 500 feet away from your home or office, enough range to cover a full 10 acres.

It's even more amazing with the one cordless phone that works as well as a conventional wired phone. By using the latest advances in solid state electronics, Webcor—a household name for over 60 years—has perfected the science of wireless telephoning. The result is so superb your callers won't even know you're using a cordless phone.

Which is more than one can say for other units.

In a recent *Popular Electronics* test (Dec., 1980), every cordless phone compared showed

some level of line interference, hissing and humming. Then the advanced Webcor appeared. Too new to be included in the *Popular Electronics* showdown, we put it to the challenge ourselves. The result is cause for excitement: in every test we made, the new Webcor proved completely free of static and interference.

Simple installation. Plenty of features.

A small base station plugs into both your AC wall outlet, and the telephone jack (using a standard modular plug). The portable remote is free of wires, and works just like a normal extension phone. By eliminating several unneeded extension phones, you'll save money. And since you own your Webcor, there's no monthly rental charge, another substantial savings.

Webcor's feather-light 11 oz. remote unit (competitive phones weigh a pound or more) is easy to carry, and comes with an optional belt clip. The self-contained battery is rechargeable for weeks of use, by simply placing the remote into the base station overnight. You dial out, or receive calls directly at the remote. Instead of a harsh bell, it has a pleasant electronic tone ringer. And no phone—even the most expensive—has more features. There's a handy auto-

matic redial button to help you get through busy signals; a high/low volume control switch; a low battery warning light; full duplex electronics (means both parties talking simultaneously can hear each other); and an intercom channel for the base to call the remote.

Fully FCC approved, Webcor works with all single-line home or office phones, and even converts rotary to touch-dial. Webcor is perfectly safe even in the bathtub, and meets U.L. standards. Most importantly, it's a genuine pleasure to use. Replace existing phones and add mobility with this comfortable, completely dependable cordless wonder.



Base station and remote are built to last. Brown/beige high-impact case takes rugged treatment.

Put it to a test. At a \$50 savings.

Most cordless phones sell for \$250-\$400. The new Webcor works better than all of them. Although it lists for \$250, you save \$50 at our introductory price of \$199. You'll save even more by using it.

Order a personal test for your home today. Your investment is protected by the 90 day Webcor warranty, and the nationally recognized Sharper Image guarantee of satisfaction. You must be delighted, or return it to us within 30 days for a prompt and courteous refund, including the delivery charge.

Your new Webcor comes fully charged and ready to use. But please order early, as supply is limited at this introductory price.

ORDER NOW TOLL FREE.

Credit card holders may use our toll free numbers below. Order product #555. Or send check for \$199 plus \$3.50 delivery. In California add \$11.94 sales tax. And please mention this magazine.

800 227-3436
In Calif 800 622-0733

THE SHARPER IMAGE™

260 California Street
San Francisco, CA 94111
(415) 788-8880

© The Sharper Image 1980



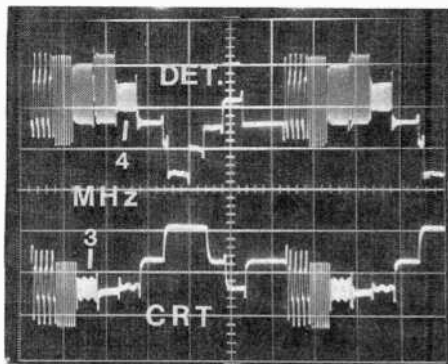


Fig. 4. Multiburst at video detector and cathode of picture tube.

is determined by the prime source; that is, individual regulation can be no better than the initial input from which all remaining voltages are derived.

As shown in Fig. 3, ac from the "mains" flows through radio frequency inductance filter *L901* (not a transformer), momentarily turns on the degaussing via thermistor *TH901* and is then half-wave rectified by *D901*, fuse protected by *F902*, and passed to both power regulator *IC901* and power resistor array *CP901*, a thick film deposition on ceramic substrate that's heat sunk to the chassis. Voltage dividers within *CP901* drop the 130-150 regulated/unregulated arrangement to 30, 38, and 59 volts for use by various portions of the system.

The power regulator receives half-wave rectified and filtered voltage through pin 1, producing a regulated output of 130 V through pin 2, and also reacts to any voltage error indications through discrete divider resistors at pin 4. This is a classic feedback arrangement in which a sample of the output voltage is returned to the regulator, driving its main output of 130 V higher or lower, depending on current drain. Since there is a 1-A fuse (*F902*), the power should be something less than either 150 or 130 watts. With total receiver drain specified as 78 watts with no signal applied, the fuse is conservatively rated. As you will note in the Laboratory Data, the best dc regulation for this system is

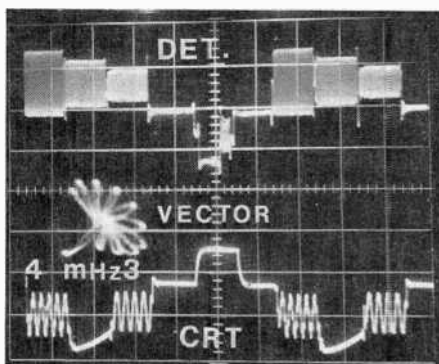


Fig. 5. Chroma and vector responses with gated rainbow vector.

93.5% which is just about adequate under most circumstances.

The luminance/chroma processor, on the other hand, is exceptional. The 28-pin LSI chip eliminates all but a few of the additional discrete transistors usually required before the picture tube. All that remain are one luminance and three RGB cathode ray tube drivers. These are necessities because they're all power outputs needed to mix chroma and luminance adequately and drive the CRT. This large-scale integration chip also obviates chroma alignment, addition of extensive voltage dividers and excess ac filtering. Furthermore, it permits a surprising amount of ac coupling, followed by very good black-level clamping. The chip includes a video (luminance) driver, but not the three RGB outputs. The latter are standard stages used by virtually every color receiver on the market.

Delayed luminance information enters the sharpness portion of the LSI—apparently an entirely self-correcting circuit (no manual controls)—and proceeds directly to the contrast control (which does have a potentiometer adjustment) and also to the second band-pass amplifier. Ac coupling takes this amplified luminance to the black-level pedestal clamber, where it is gated into black-level restoration during horizontal sync times. After clamping, the final IC video amplifier processes this 7.5 IRE-corrected information and directly cou-

ples it to the *Q304* luminance (video) driver, and from there to the RGB final matrix chroma and luminance amplifiers before all combined signals enter the three cathodes of the picture tube.

Comments. For a 13-inch, this is a responsive little set, whose remote control you'll like. It has a stylish appearance, LED channel readouts, and separate power-on button with lighted indicator. Brightness, tint, color, and picture controls—all chassis mounted—are available, but not readily visible (they're positioned to the left and under the picture tube mask). Volume and channel up/down electronic controls are both positive and effective, and the "color lock" preset tint, color, brightness feature does just about what most similar circuits do—offers a fixed picture setting with some distortion to broaden the general area of flesh tones, trying to correct the usual broadcasting phase and amplitude errors.

Luminance bandpass is a bare 3 MHz (Fig. 4) at the picture tube and there is some amplitude modulation riding on the signal. This does not produce maximum picture resolution, and indeed causes some visible distortion. A few preshoot and overshoot blips are present among the higher frequencies at both the video detector and cathode ray tube, probably to "sharpen" black/white transitions.

The chroma reproductions in Fig. 5 are actually very good, even though some preshoot/overshoot conditions appear again, especially at the video detector. Even the vector shows good chroma alignment, although the yellow-orange-red petals are not 30° apart, as they should be, at the beginning of the pattern. This, indicative of abnormal flesh-tone squeeze, forces yellows and reds to become somewhat orange. The third and sixth bars also show an angle of demodulation slightly in excess of 90 degrees (quadrature), possibly to compensate slightly for the tube phosphors. So color quality is good. Moreover, convergence and linearity are excellent, as can be seen in Fig. 6.

We found that the up/down volume response is somewhat quick on the trigger, and takes some getting used to. Furthermore, the combination of no CATV channels and only 12 vhf/uhf stations may bother some people who live in the large metropolitan centers having 15 or 20 stations. So might the slight CB interference we noted on channel 2 (60 ft away test).

Remember, however, this is a little 13-inch receiver that is considerably less expensive than its 19-inch counterparts. Yet, we have applied the same exhaustive tests and standards in evaluating it. Does it stack up in its class? Yes it does, and in every way! A little better power-supply regulation, less AM ripple, and a slight cleanup of the i-f and luma/chroma sections could improve performance, but this little set is a good value just as it stands.—Stan Prentiss

CIRCLE NO. 102 ON FREE INFORMATION CARD




Fig. 6. Test photo shows precise convergence and linearity.

The first personal computer for under \$200.

The Sinclair ZX80.

A complete computer—only \$199.95 plus \$5.00 shipping.

Now, for just \$199.95, you can get a complete, powerful, full-function computer, matching or surpassing other personal computers costing several times more.

It's the Sinclair ZX80. The computer that "Personal Computer World" gave 5 stars for 'excellent value.'

The ZX80 cuts away computer jargon and mystique. It takes you straight into BASIC, the most common, easy-to-use computer language.

You simply take it out of the box, connect it to your TV, and turn it on. And if you want, you can use an ordinary cassette recorder to store programs. With the manual in your hand, you'll be running programs in an hour. Within a week, you'll be writing complex programs with confidence.

All for under \$200.

Sophisticated design makes the ZX80 easy to learn, easy to use.

We've packed the conventional computer onto fewer, more powerful LSI chips—including the Z80A microprocessor, the faster version of the famous Z80. This makes the ZX80 the world's first truly portable computer (6½" x 8½" x 1½" and a mere 12 oz.). The ZX80 also features a touch sensitive, wipe-clean keyboard and a 32-character by 24-line display.

Yet, with all this power, the ZX80 is easy to use, even for beginners.



Your course in computing.

The ZX80 comes complete with its own 128-page guide to computing. The manual is perfect for both novice and expert. For every chapter of theory, there's a chapter of practice. So you learn by doing—not just by reading. It makes learning easy, exciting and enjoyable.

You'll also receive a catalog packed with items that can make your ZX80 even more useful. Including 27 program cassettes, from games and home budgeting for just \$6.95, to Sinclair's unique Computer Learning Lab. And books, hardware options and other accessories.

ZX80's advanced design features.

Sinclair's 4K integer BASIC has performance features you'd expect only on much larger and more expensive computers.

- Unique 'one touch' entry. Key words (RUN, PRINT, LIST, etc.) have their own single-key entry to reduce typing and save memory space.



- Automatic error detection. A cursor identifies errors immediately to prevent entering programs with faults.
- Powerful text editing facilities.
- Also programmable in machine code.
- Excellent string handling capability—up to 26 string variables of any length.
- Graphics, with 22 standard symbols.
- Built-in random number generator for games and simulations.

Sinclair's BASIC places no arbitrary restrictions on you—with many other flexible features, such as variable names of any length.

And the computer that can do so much for you now will do even more in the future. Options will include expansion of 1K user memory to 16K, a plug-in 8K floating-point BASIC chip, applications software, and other peripherals.

Order your ZX80 now!

The ZX80 is available only by mail from Sinclair, a leading manufacturer of consumer electronics worldwide.

To order by mail, use the coupon below. But for fastest delivery, order by phone and charge to your Master Charge or VISA. The ZX80 is backed by a 30-day money-back guarantee, a 90-day limited warranty with a national service-by-mail facility, and extended service contracts are available for a minimal charge.

Price includes TV and cassette connectors, AC adaptor, and 128-page manual.

All you need to use your ZX80 is a standard TV (color or black and white). The ZX80 comes complete with connectors that easily hook up to the antenna terminals of your TV. Also included is a connector for a portable cassette recorder, if you choose to store programs. (You use an ordinary blank cassette.)



The ZX80 is a family learning aid. Children 10 and above will quickly understand the principles of computing—and have fun learning.

Master Charge or VISA orders call: (203) 265-9171. We'll refund the cost of your call.

Information: General and technical—(617) 367-1988, 367-1909, 367-1898, 367-2555. Phones open Monday-Friday from 8 AM to 8 PM EST.

sinclair

Sinclair Research Ltd., 475 Main St., P.O. Box 3027, Wallingford, CT 06492.

To: Sinclair Research Ltd., 475 Main St., P.O. Box 3027, Wallingford, CT 06492.

Please send me _____ ZX80 personal computer(s) at \$199.95* each (US dollars), plus \$5 shipping. (Your ZX80 may be tax deductible.)

I enclose a check/money order payable to Sinclair Research Ltd. for \$ _____.

Name _____

Address _____

City _____ State _____ Zip _____

Occupation: _____ Age: _____

Intended use of ZX80: _____


Have you ever used a computer? Yes No.

Do you own another personal computer? Yes No.

*For Conn. deliveries, add sales tax.

PE-2-1

“If you’re going to learn electronics, you might as well learn it right!”



“Don’t settle for less. Especially when it comes to career training...because everything else in your life may depend on it. That’s why you ought to pick CIE!”

You've probably seen advertisements from other electronics schools. Maybe you think they're all the same. They're not!

CIE is the largest independent home study school in the world that specializes exclusively in electronics.

...

Meet the Electronics Specialists.

When you pick an electronics school, you're getting ready to invest some time and money. And your whole future depends on the education you get in return.

That's why it makes so much sense to go with number one... with the specialists... with CIE!

There's no such thing as bargain education.

If you talked with some of our graduates, chances are you'd find a lot of them shopped around for their training. Not for the lowest priced but for the best. They pretty much knew what was available when they picked CIE as number one.

We don't promise you the moon. We do promise you a proven way to build valuable career skills. The CIE faculty and staff are dedicated to that. When you graduate, your diploma shows employers you know what you're about. Today, it's pretty hard to put a price on that.

Because we're specialists, we have to stay ahead.

At CIE, we've got a position of leadership to maintain. Here are some of the ways we hang onto it...

Our step-by-step learning includes "hands-on" training.

At CIE, we believe theory is important. And our famous Auto-Programmed® Lessons teach you the principles in logical steps.

But professionals need more than theory. That's why some of our courses train you to use tools of the trade like a 5 MHz triggered-sweep, solid-state oscilloscope you build yourself—and use to practice troubleshooting. Or a Digital Learning Laboratory to apply the digital theory essential to keep pace with electronics in the eighties.

Our specialists offer you personal attention.

Sometimes, you may even have a question about a specific lesson. Fine. Write it down and mail it in. Our experts will answer you promptly in writing. You may even get the specialized knowledge of all the CIE specialists. And the answer you get becomes a part of your permanent reference file. You may find this even better than having a classroom teacher.

Pick the pace that's right for you.

CIE understands people need to learn at their own pace. There's no pressure to keep up... no slow learners hold you back. If you're a beginner, you start with the basics. If you already know some electronics, you move ahead to your own level.

Enjoy the promptness of CIE's "same day" grading cycle.

When we receive your lesson before noon Monday through Saturday, we grade it and mail it back—the same day. You find out quickly how well you're doing!

CIE can prepare you for your FCC License.

For some electronics jobs, you must have your FCC License. For others, employers often consider it a mark in your favor. Either way, it's government-certified proof of your specific knowledge and skills!

More than half of CIE's courses prepare you to pass the government-administered exam. In continuing surveys, nearly 4 out of 5 CIE graduates who take the exam get their Licenses!

Associate Degree

Now, CIE offers an Associate in Applied Science Degree in Electronics Engineering Technology. In fact, all or most of every CIE Career Course is directly creditable towards the Associate Degree.

Send for more details and a FREE school catalog.

Mail the card today. If it's gone, cut out and mail the coupon. You'll get a FREE school catalog plus complete information on independent home study. For your convenience, we'll try to have a CIE representative contact you to answer any questions you may have.

Mail the card or the coupon or write CIE (mentioning name and date of this magazine) at: 1776 East 17th Street, Cleveland, Ohio 44114.



CIE Cleveland Institute of Electronics, Inc.
1776 East 17th Street, Cleveland, Ohio 44114
Accredited Member National Home Study Council

YES... I want the best of everything! Send me my FREE CIE school catalog — including details about the Associate Degree program — plus my FREE package of home study information. PE-32

Print Name _____
 Address _____ Apt. _____
 City _____
 State _____ Zip _____
 Age _____ Phone (area code) _____
 Check box for G. I. Bill information: Veteran Active Duty


MAIL TODAY!

Audio Product of the Month

CHOSEN BY THE EDITORS OF POPULAR ELECTRONICS

Altec Lansing Model 14 Two-Way Speaker System

Features the Mantaray high-frequency horn and passive Automatic Power Control protection system



THE Altec Lansing Model 14 is a two-way speaker system whose compression-type tweeter features the Altec Tangerine radial phase plug and drives a Mantaray constant-directivity horn. The drivers are protected against damage from excessive input power by a passive Automatic Power Control system.

Designed as a floor-standing system and measuring 30"H × 21"W × 16½"D, it weighs 77 pounds. Suggested retail price is \$530 per speaker.

General Description. The handsomely styled walnut-veneer wooden cabinet is finished on all six sides and covered in front by two removable black cloth grilles, retained by plastic fasteners. The lower grille covers the 12-inch cone woofer and the port of its vented enclosure. Crossover to a 1¾" compression driver is at 1,500 Hz. The diaphragm of the high-frequency driver is loaded by the proprietary Altec Tangerine phase plug.

The molded plastic Mantaray horn has a modified conical shape whose expansion taper changes at various points along its length. Enhanced control over dispersion is the goal of this unusual design geometry.

Altec has built an effective protective system into the Model 14. The Automatic Power Control (APC) system is powered from the input signal and requires at least 7 to 10 watts in order to function. Normally APC operates only when input power exceeds 75 watts, reducing the output sound level from the speaker during overload and turning on

IS YOUR TAPE
EVER SINGING TO YOU
EVERY TIME
YOU PLAY IT?

If lately your favorite recordings sound like they're gradually unrecording, it could be the tape they're on.

You see the oxide particles on some tapes just aren't bound on very well. And when the oxide particles come off, your music could come off sounding faded and weak.

Maxell, however, has developed a unique binding process that helps stop those oxide particles from taking a hike. We also polish our tape to a mirror finish to reduce friction, the major cause of oxide shedding.

So with Maxell, even if you play a tape over and over, the music won't disappear before your very ears.



IT'S WORTH IT.

Maxell Corporation of America 60 Oxford Drive Moonachie N.J. 07074

CIRCLE NO. 39 ON FREE INFORMATION CARD

a red LED behind the grille. Near the LED is a TEST button that lights it when pressed (if the speaker is being driven by at least 7 watts) to verify the operation of APC. At input levels of 10 watts or more, pressing the button also reduces the output level slightly, according to Altec.

The small control panel behind the tweeter grille also contains two continuous rotary controls that vary output in the middle- and high-frequency ranges. They are marked M.F. EQ and H.F. EQ, and each has an indicated optimum response setting range. To facilitate concealment of input leads, the spring-loaded input terminals of the Altec Model 14 are located underneath the cabinet.

Specifications of the Model 14 include a frequency response of 35 to 20,000 Hz \pm 3 dB (measurement conditions unspecified) and a sensitivity of 95 dB (sound pressure level at 1 meter when driven by 1 watt). Rated system impedance is 8 ohms.

Laboratory Measurements. Frequency response was measured with the speakers about 2 feet from the wall in a normal stereo configuration. The microphone was on the axis of the left speaker and about 12 feet from it, placing it about 30 degrees off the axis of the right speaker. Frequency was swept slowly from 100 to 20,000 Hz, with a \pm 50-Hz "warble" to reduce the effects of standing wave patterns. Microphone output was plotted automatically, with the separate response curves for the two speakers appearing on the same chart.

An average of two curves was taken to obtain a single reverberant field response, which was then corrected (at high frequencies) for the known absorption characteristics of the room. The resulting curve is a fair representation of the frequency response of the speakers in a normally "live" room, and is reasonably valid from about 300 to 20,000 Hz.

Woofer response was measured separately with a close-spaced microphone to eliminate room standing wave effects from the measurement. Acoustic output was measured close to the woofer cone and again at the port opening. After the levels of the two curves were adjusted to allow for the relative radiating areas of the cone and the port, they were combined to form an equivalent anechoic bass response curve from 20 to 1,000 Hz (valid up to about 300 Hz).

Since each curve (low and mid/high frequency) extends an octave or more beyond its valid range, the two can be overlaid and "spliced" in such a manner as to produce a composite overall frequency response curve that is indicative of what the speaker *can* deliver in a real listening environment (though not necessarily what it *will* deliver in some other room). The curve is inevitably influenced to some extent by the room, and the placement of speakers and microphone, especially in the midrange. Although the bass portion of the curve is

a good approximation of an anechoic response, the audible bass in any real room will be a function of the room dimensions and the locations of the speakers and listeners.

The composite response curve had a very smooth bass section that was flat within \pm 1 dB from 50 to 350 Hz. Output dropped gradually at lower frequencies, reaching -10 dB at 20 Hz.

The response dipped into a broad "hole" (about -7 dB with respect to the bass level) centered at about 1,200 Hz. It then rose smoothly, reaching the original level at 3,000 to 4,000 Hz. Output varied less than \pm 2.5 dB from 2,500 to 20,000 Hz. Overall variation was \pm 4.5 dB from 27 to 20,000 Hz.

The M.F. EQ control affected the response between 1,000 and 6,000 Hz, with a maximum boost of about 5 dB in the middle of that range and a maximum reduction of about 2 dB relative to the "optimum" setting. The H.F. EQ control operated above 6,000 Hz, and gave a maximum boost of about 3 dB but virtually no reduction in output when rotated to its counterclockwise limit.

Impedance was a minimum of 8 ohms between 100 and 300 Hz, rising to maxima of about 30 ohms at 65 Hz and 3,000 Hz, as well as below 20 Hz. At middle and high frequencies, the impedance was generally between 15 and 30 ohms. The 8-ohm rating of this speaker is obviously well founded.

Woofer distortion was measured at the cone and in the port at frequencies from 100 down to 35 Hz, and at power inputs of 1 watt and 10 watts. Cone data were used at 60 Hz and above and port data at 50 Hz and below. At 1 watt, distortion was 0.2% down to about 70 Hz, and it rose smoothly at lower frequencies to just over 5% at 35 Hz. At 10 watts input, distortion was still only 0.3% down to 70 Hz, and reached 7% at 50 Hz. When comparing these figures to those for other systems, one must remember that the Altec Model 14 is about 10 dB more efficient than a typical acoustic suspension speaker. Viewed in practical terms, these distortion data are very good. Measured sensitivity was, in fact, exactly as rated. A sound pressure level of 95 dB was measured 1 meter from the center of the grille when the system was driven by an octave band of pink noise centered at 1,000 Hz.

User Comment. From the measured frequency response curve of the Model 14, we would expect it to have a deep, uncolored bass and an extended, well-dispersed high end. Both of these expectations were fully confirmed in our listening tests. The midrange "dip" is a fairly common characteristic of two-way speakers, since it is difficult to make the high-frequency response of a large woofer and the low-frequency response of a tweeter overlap with full energy output and similar dispersion characteristics. In some cases, the dip can be heard as a "distant" quality, but often it is not au-

dible at all except by direct comparison with speakers having a flat response through the same frequency range.

Essentially, the Altec Model 14 heard by itself, is a smooth, full-range speaker with no obvious coloration. Further listening made a slightly "hard" quality in the upper midrange and treble evident at times, perhaps accentuated by the generally "dry" sound quality. While not a "warm" or "soft" sounding speaker, the Model 14 is not at all strident. The sound contains a minor coloration reminiscent of the "horn" sound of earlier days. Whether this is actually due to residual resonances in the horn, we cannot tell but the quality was not irritating, even when we compared the Model 14 to some very flat, highly regarded reference speakers.

There are properties of the speaker that are less subjective than its sound. Its sensitivity (efficiency) is very high, and it produces higher sound levels than one would ever wish to use when driven by only a few watts. Ironically, its price makes it an unlikely companion for a low-power receiver or amplifier that would otherwise drive it with ease.

To see how the APC system worked, we drove the speakers with the full output of a 200-watt-per-channel amplifier. It was interesting to find that the loudest levels we could apply with classical music were not able to flash the LEDs more than momentarily; to *really* overdrive the speakers we had to use rock music. With only occasional flashes from the light, we measured a sound pressure level of 112 dB in the rear of the listening room, 12 feet or more from the speakers. This was an *average* reading on our sound level meter—program peaks no doubt exceeded 120 dB! However, there were no obvious signs of distortion.

When the APC light did come on, we could not hear the level reduction the descriptive literature said would occur. Thinking that the ear-splitting sound level might be masking a small change, we used the TEST button with a more reasonable drive signal of pink noise. The test light came on, but again we heard no change in level. That both speakers behaved alike suggests that the APC system was operating properly. More to the point, however, these speakers took the full output of a powerful amplifier without distress or damage.

While, as we have noted, a pair of Model 14s can be driven to very high sound pressure levels by just a few watts, an amplifier with muscle makes truly awesome levels available without the dangers of waveform clipping or destruction of drivers. Moreover, the sound quality is as good as these lease-shattering levels as when the speakers are playing background music. It might be an overstatement to call this combination of qualities unique, but they are certainly sufficient to make the Altec Model 14 a rarity among loudspeakers.—Julian D. Hirsch

CIRCLE NO. 101 ON FREE INFORMATION CARD


Start learning and computing for only **\$129.95** with a **Netronics 8085-based computer kit**. Then expand it in low-cost steps to a **business/development system** with 64k or more RAM, 8" floppy disk drives, hard disks and multi-terminal I/O.

THE NEW EXPLORER/85 SYSTEM


Special! Full 8" floppy, 64k system for less than the price of a mini! Only **\$1499.95!**

(Also available wired & tested, \$1799.95)


Imagine — for only \$129.95 you can own the starting level of Explorer/85, a computer that's expandable into full business/development capabilities — a computer that can be your beginner system, an OEM controller, or an IBM-formatted 8" disk small business system. From the first day you own Explorer/85, you begin computing on a significant level, and applying principles discussed in leading computer magazines. Explorer/85 features the advanced Intel 8085 cpu, which is 100% compatible with the older 8080A. It offers on-board S-100 bus expansion, Microsoft BASIC in ROM, plus instant conversion to mass storage disk memory with standard IBM-formatted 8" disks. All for only \$129.95, plus the cost of power supply, keyboard/terminal and RF modulator if you don't have them (see our remarkable prices below for these and other accessories). With a Hex Keypad/display front panel, Level "A" can be programmed with no need for a terminal, ideal for a controller, OEM, or a real low-cost start.



Level "A" is a complete operating system, perfect for beginners, hobbyists, industrial controller use. \$129.95



Full 8" disk system for less than the price of a mini (shown with Netronics Explorer/85 computer and new terminal). System features floppy drive from Control Data Corp., world's largest maker of memory storage systems (not a hobby brand!)



Level "A" With Hex Keypad/Display.

LEVEL "A" SPECIFICATIONS

Explorer/85's Level "A" system features the advanced Intel 8085 cpu, an 8355 ROM with 2k deluxe monitor/operating system, and an advanced 8155 RAM I/O... all on a single motherboard with room for RAM/ROM/PROM/EPROM and S-100 expansion, plus generous prototyping space.

PC Board: Glass epoxy, plated through holes with solder mask. • I/O: Provisions for 25-pin (DB25) connector for terminal serial I/O, which can also support a paper tape reader... cassette tape recorder input and output... cassette tape control output... LED output indicator on SOD (serial output) line... printer interface (less drivers)... total of four 8-bit plus one 6-bit I/O ports. • Crystal Frequency: 6.144 MHz. • Control Switches: Reset and User (RST 7.5) interrupt... additional provisions for RST 5.5, 6.5 and TRAP interrupts on-board. • Counter/Timer: Programmable, 14-bit binary. • System RAM: 256 bytes located at F800, ideal for smaller systems and for use as an isolated stack area in expanded systems... RAM expandable to 64k via S-100 bus or 4k on motherboard.

System Monitor (Terminal Version): 2k bytes of deluxe system monitor ROM located at F900, leaving 6600 free for user RAM/ROM. Features include tape load with labeling... examine/change contents of memory... insert data... warm start... examine and change all registers... single step with register display at each break point, a debugging/training feature... go to execution address... move blocks of memory from one location to another... fill blocks of memory with a constant... display blocks of memory... automatic baud rate selection to 9600 baud... variable display line length control (1-255 characters/line)... channelized I/O monitor routine with 8-bit parallel output for high-speed printer... serial console in and console out channel so that monitor can communicate with I/O ports.

System Monitor (Hex Keypad/Display Version): Tape load with labeling... tape dump with labeling... examine/change contents of memory... insert data... warm start... examine and change all registers...

single step with register display at each break point... go to execution address. Level "A" in this version makes a perfect controller for industrial applications, and is programmed using the Netronics Hex Keypad/Display. It is low cost, perfect for beginners.

HEX KEYPAD/DISPLAY SPECIFICATIONS

Calculator type keypad with 24 system-defined and 16 user-defined keys. Six digit calculator-type display, that displays full address plus data as well as register and status information.

LEVEL "B" SPECIFICATIONS

Level "B" provides the S-100 signals plus buffers/drivers to support up to six S-100 bus boards, and includes: address decoding for on-board 4k RAM expansion selectable in 4k blocks... address decoding for on-board 8k EPROM expansion selectable in 8k blocks... address and data bus drivers for on-board expansion... wait state generator (jumper selectable), to allow the use of slower memories... two separate 5 volt regulators.

LEVEL "C" SPECIFICATIONS

Level "C" expands Explorer/85's motherboard with a card cage, allowing you to plug up to six S-100 cards directly into the motherboard. Both cage and card are neatly contained inside Explorer's deluxe steel cabinet. Level "C" includes a sheet metal superstructure, a 5-card, gold plated S-100 extension PC board that plugs into the motherboard. Just add required number of S-100 connectors.



Explorer/85 With Level "C" Card Cage.

LEVEL "D" SPECIFICATIONS

Level "D" provides 4k of RAM, power supply regulation, filtering decoupling components and sockets to expand your Explorer/85 memory to 4k (plus the origi-

nal 256 bytes located in the 8155A). The static RAM can be located anywhere from 0000 to EFFF in 4k blocks.

LEVEL "E" SPECIFICATIONS

Level "E" adds sockets for 8k of EPROM to use the popular Intel 2716 or the TI 2516. It includes all sockets, power supply regulator, heat sink, filtering and decoupling components. Sockets may also be used for 2k x 8 RAM IC's (allowing for up to 12k of on-board RAM).

DISK DRIVE SPECIFICATIONS

- 8" CONTROL DATA CORP. professional drive.
- LSI controller.
- Write protect.
- Single or double density.
- Data capacity: 401,016 bytes (SD), 802,032 bytes (DD), unformatted.
- Access time: 25ms (one track).

DISK CONTROLLER/I/O BOARD SPECIFICATIONS

- Controls up to four 8" drives.
- 1771A LSI (SD) floppy disk controller.
- Onboard data separator (IBM compatible).
- 2 Serial I/O ports.
- Autoboot to disk system when system reset.
- 2716 PROM socket included for use in custom applications.
- Onboard crystal controlled.
- Onboard I/O baud rate generators to 9600 baud.
- Double-sided PC board (glass epoxy.)

DISK DRIVE CABINET/POWER SUPPLY

- Deluxe steel cabinet with individual power supply for maximum reliability and stability.

ORDER A COORDINATED EXPLORER/85 APPLICATIONS PAK!

Beginner's Pak (Save \$26.00!) — Buy Level "A" (Terminal Version) with Monitor Source Listing and AP-1 5-amp Power Supply: (regular price \$199.95), now at SPECIAL PRICE: \$169.95 plus post. & insur.
Experimenter's Pak II (Save \$53.40!) — Buy Level "A" (Hex Keypad/Display Version) with Hex Keypad/Display, Intel 8085 User Manual, Level "A" Hex Monitor Source Listing, and AP-1 5-amp Power Supply: (regular price \$279.35), all at SPECIAL PRICE: \$219.95 plus post. & insur.
Special Microsoft BASIC Pak (Save \$103.00!) — Includes Level "A" (Terminal Version), Level "B", Level "D" (4k RAM), Level "E", 8k Microsoft in ROM, Intel 8085 User Manual, Level "A" Monitor Source Listing, and AP-1 5-amp Power Supply: (regular price \$439.70), now yours at SPECIAL PRICE: \$329.95 plus post. & insur.

ADD A TERMINAL WITH CABINET, GET A FREE RF MODULATOR: Save over \$114 at this SPECIAL PRICE: \$499.95 plus post. & insur.

Special 8" Disk Edition Explorer/85 (Save over \$104!) — Includes disk-version Level "A", Level "B", two S-100 connectors and brackets, disk controller, 64k RAM, AP-1 5-amp power supply, Explorer/85 deluxe steel cabinet, cabinet fan, 8" SD/DD disk drive from famous CONTROL DATA CORP. (not a hobby brand!), drive cabinet with power supply, and drive cable set-up for two drives. This package includes everything but terminal and printers (see coupon for them). Regular price \$1630.30, all yours in kit at SPECIAL PRICE: \$1499.95 plus post. & insur. Wired and tested, only \$1799.95.

Special! Complete Business Software Pak (Save \$625.00!) — Includes CP/M 2.0, Microsoft BASIC, General Ledger, Accounts Receivable, Accounts Payable, Payroll Package: (regular price \$1325), yours now at SPECIAL PRICE: \$699.95.

Please send the items checked below:

- Explorer/85 Level "A" Kit (Terminal Version)... \$129.95 plus \$3 post. & insur.
- Explorer/85 Level "A" Kit (Hex Keypad/Display Version)... \$129.95 plus \$3 post. & insur.
- 8k Microsoft BASIC on cassette tape... \$64.95 postpaid.
- 8k Microsoft BASIC in ROM kit (requires Levels "B", "D" and "E")... \$99.95 plus \$2 post. & insur.
- Level "B" (S-100) kit... \$48.95 plus \$2 post. & insur.
- Level "C" (S-100 6-card expander) kit... \$39.95 plus \$2 post. & insur.
- Level "D" (4k RAM) kit... \$99.95 plus \$2 post. & insur.
- Level "E" (EPROM/ROM) kit... \$5.95 plus 50¢ p&h.
- Deluxe Steel Cabinet for Explorer/85... \$49.95 plus \$3 post. & insur.
- Fan For Cabinet... \$15.00 plus \$1.50 post. & insur.
- ASCII Keyboard/Computer Terminal Kit: features a full 128 character set, w/1 case; full cursor control; 75 ohm video output; convertible to baudot output; selectable baud rate, RS232-C or 20 ma. I/O, 32 or 64 character by 16 line formats, and can be used with either a CRT monitor or a TV set (if you have an RF modulator)... \$149.95 plus \$3.00 post. & insur.
- Deluxe Steel Cabinet for ASCII keyboard/terminal... \$19.95 plus \$2.50 post. & insur.
- New! Terminal/Monitor: (See photo) Same features as above; except 12" monitor with keyboard and terminal is in deluxe single cabinet kit... \$399.95 plus \$7 post. & insur.
- Hazeltine terminals: Our prices too low to quote — CALL US
- Lear-Sigler terminals/printers: Our prices too low to quote. CALL US
- Hex Keypad/Display kit... \$69.95 plus \$2 post. & insur.
- AP-1 Power Supply Kit ±8V @ 5 amps) in deluxe steel cabinet... \$39.95 plus \$2 post. & insur.
- Gold Plated S-100 Bus Connectors... \$4.85 each, postpaid
- RF Modulator Kit (allows you to use your TV set as a monitor)... \$8.95 postpaid.
- 16k RAM kit (S-100 board expands to 64k)... \$199.95 plus \$2 post. & insur.
- 32k RAM kit... \$299.95 plus \$2 post. & insur.
- 48k RAM kit... \$399.95 plus \$2 post. & insur.
- 64k RAM kit... \$499.95 plus \$2 post. & insur.
- 16k RAM Expansion kit (to expand any of the above in 16k blocks up to 64k)... \$99.95 plus \$2 post. & insur. each.
- Intel 8085 cpu Users' Manual... \$7.50 postpaid.
- 12" Video Monitor (10MHz bandwidth)... \$139.95 plus \$5 post. & insur.
- Beginner's Pak (see above) \$169.95 plus \$4 post. & insur.
- Experimenter's Pak (see above)... \$219.95 plus \$6 post. & insur.
- Special Microsoft BASIC Pak Without Terminal (see above)... \$329.95 plus \$7 post. & insur.
- Same as above, plus ASCII Keyboard Terminal With Cabinet, Get Free RF Modulator (see above)... \$499.95 plus \$10 post. & insur.
- Special 8" Disk Edition Explorer/85 (see above)... \$1499.95 plus \$26 post. & insur.
- Wired & Tested... \$1799.95 plus \$26 post. & insur.
- Extra 8" CDC Floppy Drives... \$499.95 plus \$12 post. & insur.
- Cabinet & Power Supply For Drive... \$69.95 plus \$3 post. & insur.
- Drive Cable Set-up For Two Drives... \$25 plus \$1.50 post. & insur.
- Disk Controller Board With I/O Ports... \$199.95 plus \$2 post. & insur.
- Special: Complete Business Software Pak (see above)... \$699.95 postpaid.

Continental U.S. Credit Card Buyers Outside Connecticut
CALL TOLL FREE: 800-243-7428
 To Order From Connecticut Or For Technical Assistance, call (203) 354-9375

Total Enclosed (Conn res. add sales tax) \$ _____
 Paid By:
 Personal Check Cashier's Check/Money Order
 VISA Master Charge (Bank No. _____)
 Acct. No. _____ Exp. Date _____
 Signature _____
 Print Name _____
 Address _____
 City _____
 State _____ Zip _____

NETRONICS Research & Development Ltd.
 333 Litchfield Road, New Milford, CT 06776

COMPUTER BITS

By Carl Warren

Roll Your Own Computer Show

EVERYONE likes a computer show especially when it's a lot of fun. And fun is what we had a few months ago at the Heath Electronic Center located in Anaheim, CA. Bob Mathias, the president of the Anaheim Heath Users Group (ANAHUG), called and asked me if I would address that august group. After mulling it over for about 30 seconds, I told Bob I'd go him one better and put together a "mini computer show."

What I was able to do—and anyone can do it—was to get in touch with various notables in the industry and get their cooperation. Specifically, I called up Gary Kildahl, the creator of CP/M, and asked him to come and tell everyone about CP/M, MP/M and CP-Net. I also contacted the people at Remex and asked them to bring over their 8-in. intelligent floppy disk drives that are now being incorporated into the Heath/Zenith computer systems. Shugart Technology planned a special trip down to show off its ST-506 microWinchester drive and answer questions about interfacing equipment.

But that wasn't all. I contacted Diliithium Press, Reston Publishing, Sybex, and TAB books, explaining what we were doing. All the publishers responded by sending copies of their microcomputer books to be used as giveaways.

Heath came through with flying colors also. During the past year, Heath has provided me with several kits to be used for evaluation purposes in my columns. Consequently, I was able to use these kits as prizes. Intel provided an SDK-86 evaluation board for some lucky winner, and Osborne/McGraw Hill added its latest book.

Heath's Chief Design Engineer, Carl Goy, made sure that we had the 16K update for the H-89, and the 8-in. floppy disk controller for all to see. Magnolia Microsystems provided its version of the origin zero PROM via the good offices of Lifeboat Associates. Tony Gold, president of Lifeboat, went further and provided his latest software marvel, T/Maker®, for demonstration.

Although this mini exposition was put together on short notice, more than 60 people showed up to examine the wares and ask questions. Of immediate interest to the ANAHUG members were the Remex drives. These intelligent units are the heart of the H-47 floppy system that Heath began offering with its October catalog.

The Remex RFS4800 drive is a double-sided, double-density drive that ac-

commodates up to 3M bytes of online storage when used in tandem with three 5.25-in. drives and an 8-in. slave drive. What makes this unit exciting is that it incorporates a 6809 microprocessor in the controller, thus permitting the building of a bus interface with less than six chips. You can't buy the drives directly from Remex, since they sell only on an OEM basis. But you will likely want to consider products that use them.

The Shugart Technology ST-506 microWinchester drive also caused quite a stir among attendees. This unit, which I have reported on in an earlier column, offers 6.38M bytes unformatted, 5M bytes formatted, and gives the small-business user a uniquely large storage capacity in a very small box.

Supporting the 5.25-in. microWinchester effort is American Computer and Telecommunications, which has developed an interface for the drive that can be used with the H-89, S-100 bus systems, and TRS-80. The interface is called the ACT 506, priced at \$1,250. According to a company spokesman the interface supports CP/M 2.2 and HDOS. This appears to be worth looking into and will add an extra dimension to your system. My contacts at Heath say the ACT-506 interface is currently being carefully evaluated by the engineering staff and may be offered as part of the line.

Although we didn't get a chance to show T/Maker to the ANAHUG group in the manner that we wished to, all were very interested in its capabilities. Essentially, T/Maker is a powerful program, written in CBASIC, that permits development of management reports in tabular fashion. The T/Maker program is comparable to the popular Visicalc® system, but adds some other features. Among these are a full screen editor for setting up the tables. This editor permits both vertical and horizontal scrolling, arithmetic functions so totals can be generated, and the ability to create and include text material in a report. T/Maker is designed to run under the CP/M operating system either origin zero or the special implementations for a standard H-89 or TRS-80. However, since Heath/Zenith is offering a zero base and 8-in. drives, the standard distribution package fits right in. T/Maker is priced at \$275. Should you want only the manual, it costs \$25.

T/Maker requires 48K of memory. If you are planning to use it on a CP/M system that starts at 4200₁₆, some diffi-

culties will arise. This is primarily due to the loss of 8K of memory space. You can solve this problem by adding the 16K update in the Heath system, but if you go to all that trouble, I suggest that you incorporate the zero-base PROM.

Speaking of computer shows, those of you who live in California or want an excuse for a trip there, can plan on attending the Sixth West Coast Computer Faire April 3-5 at the San Francisco Civic Auditorium. Should you have a project you are working on or have expertise in some field of microcomputing, you might consider chairing a conference.

Let Us Go FORTH. Just about everything you read talks about BASIC, how to program in it, and so on. There are alternative high-level languages, however, and one of these is called FORTH. This language was created by Charles H. Moore in 1969 at the National Radio Astronomy Observatory (Charlottesville, VA). Like many innovators, Moore felt he needed a language that met his special needs, particularly for observatory automation.

FORTH is what is termed a threaded language. This means that calls are inherent or threaded together. For example, if you want to jump to a subroutine, only the destination is required; the jump is implied. The language makes use of stack operations and, depending on the operation data, is either pushed or pulled on or off the stack(s). This design makes it possible to write compact code that can handle real-time operations.

Interest in FORTH is rapidly increasing, and the language is receiving a great deal of support from the FORTH interest group. This organization, located in San Carlos, CA., publishes a magazine called "Forth Dimensions," holds seminars, provides information on how to implement a FORTH package, how to program, and assists interested parties in becoming familiar with the language.

Those of you who find FORTH attractive can get on the bandwagon by contacting the FORTH interest group and obtaining copies of the magazine. When you are ready, they can supply a copy of the language for your machine.

Software Tidbits. I've tried out Business Micro's Filetrans product and found it most interesting. This package works in concert with the Omikron Mapper system I discussed last month, and permits transferring of TRSDOS files to CP/M and back again. This is an important utility, especially if you plan to use a TRS-80 for anything serious—in which case, you will need CP/M.

The Filetrans package comes in four flavors. Versions 1.01 and 1.02 are priced at \$99 and permit file transfer in one direction to CP/M. Version 1.03 is for 4200 hex-based CP/M and 1.04 is for standard hex CP/M. Both allow file transfer in both directions.

(Continued on page 38)



Digital IC Probe & Logic Pulser

FRB-1 DIGITAL LOGIC PROBE

Compatible with DTL, TTL CMOS, MOS and Microprocessors using a 4 to 15V power supply. Thresholds automatically programmed. Automatic resetting memory. No adjustment required. Visual indication of logic levels, using LED's to show high, low, bad level or open circuit logic and pulses. Highly sophisticated, shirt pocket portable (protective tip cap and removable coil cord).

- Automatic threshold resetting • DE to > 60 MHz
- Compatible with all logic families 4-16 VDC • 10 nsec. pulse response
- Supply O.V.P. to ± 70 VDC • 120 K Ω impedance
- No switches for calibration • Automatic pulse stretching to 50 Msec.
- Open circuit detection • Automatic resetting memory
- Range extended to 16-26 VDC with optional PA-1 adapter

PLS-1 LOGIC PULSER

The PLS-1 logic pulser will superimpose a dynamic pulse train (20 pps) or a single pulse onto the circuit node under test. There is no need to unsolder pins or cut printed-circuit traces even when these nodes are being clamped by digital outputs.

PLS-1 is a multi-mode, high current pulse generator packaged in a hand-held shirt pocket portable instrument. It can source or sink sufficient current to force saturated output transistors in digital circuits into the opposite logic state. Signal injection is by means of a pushbutton switch near the probe tip. When the button is depressed, a single high-going or low-going pulse of 2 μ sec wide is delivered to the circuit node under test. Pulse polarity is automatic: high nodes are pulsed low and low nodes are pulsed high. Holding the button down delivers a series of pulses of 20 pps to the circuit under test.

- High input impedance (off state) 1 meg ohm • Multi mode-single pulses or pulse trains
- Low output impedance (active state) 2 ohms • Automatic polarity sensing
- Output pulse width 2 μ sec nominal • Automatic current limiting, 7 amps nominal
- Input over voltage protection +50 volts • Automatically programmed output level
- Finger tip push button actuated • Circuit powered
- Power lead reversal protection • No adjustments required

Multi-family TTL, DTL, TTL, CMOS, MOS and Microprocessors.

PFB 1	DIGITAL LOGIC PROBE	\$36.95	PA 1	HIGH VOLTAGE ADAPTER	\$8.50
PC 1	POWER CORD, Alligator Clips	\$4.95	PT 2	REPLACEMENT PROBE TIP (2)	\$1.50
PC 2	POWER CORD, Micro Hooks	\$9.95	PLS 1	LOGIC PULSER	\$48.95

OK Machine & Tool Corporation

3455 Conner St., Bronx, N.Y. 10475 U.S.A.

Tel. (212) 994-6600 Telex 125091

* Minimum billings \$25.00, add shipping charge \$2.00
New York State residents add applicable tax

**NRI training in TV
and Audio Servicing
keeps up with the
state of the art.
Now you can learn to
service video cassette
and disc systems.**





You build color TV, hi-fi, professional instruments.

Now, in addition to learning color TV and audio systems servicing, you get state-of-the-art lessons in maintaining and repairing video cassette recorders, and the amazing new video disc players, both mechanical and laser-beam types.

Learn at Home in Your Spare Time

And you learn right at home, at your own convenience, without quitting your job or going to night school. NRI "bite-size" lessons make learning easier... NRI "hands-on" training gives you practical bench experience as you progress. You not only get theory, you actually build and test electronic circuits, a complete audio system, even a color TV.

Build Color TV with Computer Programming

As part of your training in NRI's Master Course in TV/Audio/Video Systems Servicing, you actually assemble and keep NRI's exclusive designed-for-learning 25"

Learn at home at your convenience.

(diagonal) color TV. It's the only one that comes complete with built-in computer tuning that lets you program an entire evening's entertainment. As you build it, you introduce and correct electronic faults, study circuit operation, get practical bench experience that gives you extra confidence.

You also construct a solid-state stereo tuner and amplifier complete with speakers. You even assemble professional-grade test instruments so you know what makes them tick, too. Then you use them in your course, keep them for actual TV and audio servicing work.

NRI Includes the Instruments You Need

You start by building a transistorized volt-ohm meter which you use for basic training in electronic theory. Then you assemble a digital CMOS frequency counter for use with lessons in analog and digital circuitry, FM principles. You also get an integrated circuit TV pattern generator, and an advanced design solid-state 5" triggered-sweep oscilloscope. Use them for learning, then use them for earning.

NRI Training Works... Choice of the Pros

More than 60 years and a million students later, NRI is still first choice in home study schools. A national survey of successful TV repairmen shows that more than half have had home study training, and among them, it's NRI 3 to 1 over any other school.

(Summary of survey on request.)

That's because you can't beat the training and you can't beat the value! For hundreds of dollars less than competing schools, NRI gives you *both* color TV and audio...



Other NRI training includes Computer Technology, Complete Communications Electronics.


and now includes training in video cassette and disc systems. Send for our free catalog and see for yourself why NRI works for you.

Free Catalog... No Salesman Will Call

Send today for our free 100-page catalog which shows all the kits and equipment, complete lesson plans, and convenient time payment plans for courses to fit your needs and budget. Or explore the opportunities in other NRI home study courses like Microcomputers & Microprocessors, CB and Mobile Radio, Aircraft and Marine Radio or Complete Communications. Send the postage-paid card today and get a head start on the state of the art. If card has been removed, write to:



NRI Schools
McGraw-Hill Continuing
Education Center
3939 Wisconsin Ave.
Washington, D.C. 20016



What makes this package important is that it establishes compatibility between a text editor designed to operate under TRSDOS and a CP/M text processor (such as Textwriter III from Organic Software). First you create your text under the editor package. Then transfer it to CP/M and let Textwriter process it. More important, you can take BASIC programs written under TRSDOS and transfer them to CP/M. In the case of the TRS-80, you will find that in most cases the program runs as originally written.

Let Us All Convert. In the past two columns, I discussed the conversion from one version of BASIC to another. As I indicated, various versions of this language exist; and with the differences between them, it can be difficult for an owner of a microcomputer to use all the software packages available.

In a discussion with Les Solomon, Senior Technical Editor of PE, the following simple idea to make all BASICs understandable was proposed. Let us use lots of REM's, even if it means one REM per BASIC line.

Obviously, on simple BASIC statements, no REM's are needed. However, in those lines that are specific to one

machine, a REM should clear things up. For example, a TRS-80 owner would immediately recognize the BASIC state-

ment CLR as the screen clear command for his machine. But, what does CHR\$(27);CHR\$(69) mean to him? This is the screen clear command used in Heath systems (quite meaningless to TRS-80 or Apple users). Therefore, we suggest:

```
10 CLS                                REM—screen clear
10 CHR$(27);CHR$(69) REM—screen clear as the way out. This same approach should be used at each BASIC line that does something unique to the particular system for which the program is written. Some commands are not directly translatable—such as graphic commands. However, even these are not insurmountable since at least the person using the program will know what the author is trying to do. In many cases, the user can convert to commands his machine can perform even if it means writing small subroutines.
```

As an afterthought, another simple approach is for the microcomputer user to keep a notebook that contains all his BASIC statements, so that he can enter similar statements from other BASIC versions he encounters. This, of course, means a translator for a translator, which is not a very good thing, but one way to preserve sanity in the high-level language maze. ◇

MORE INFORMATION

For additional information about products or services mentioned in this column, contact the companies directly.


American Computer and Telecommunications
11301 Sunset Hills Road
Reston, VA 22090
703-471-2688

Business Micro Products
Livermore Financial Center
1838 Catalina St.
Livermore, CA 94550
415-449-4412

FORTH Interest Group
Box 1105
San Carlos, CA 94070

Lifeboat Associates
1651 Third Ave.
New York, NY 10028
212-860-0300

The printer you
always wanted
but could
never afford,



now you
can afford.

Epson.

The most revolutionary thing about the Epson MX-80 isn't the bidirectional printing or the logical seeking function. It isn't even the disposable print head — although that's pretty revolutionary. The most revolutionary thing about the MX-80 is the price. How, you may ask, could a printer that does as much as the MX-80 cost less than \$650?

Frankly, it wasn't easy. But the MX-80 could only have come from the world's largest manufacturer of print mechanisms. Epson.

The world's first disposable print head: when it wears out, just snap it out and throw it away. A new one costs less than \$30, and you can install it yourself with one hand.



We spent three long years designing the MX-80 from the ground up to have all the functions people wanted, to be reliable like all Epson Printers, and to be produced on a scale that would allow us to charge less for each one. The MX-80 is our proof that it can be done.

Among its features, the MX-80 prints 96 ASCII, 64 graphic and eight international characters in a tack-sharp 9x9 matrix. It prints bidirectionally at 80 CPS with a logical seeking function to maximize throughput. And it has the world's first disposable print head.

If you've ever wanted a printer that could do it all at a price you could afford, you've got to see the Epson MX-80.

Because seeing is believing.

EPSON
EPSON AMERICA, INC.

23844 Hawthorne Boulevard, Torrance, California 90505 • Telephone (213) 378-2220

CIRCLE NO. 23 ON FREE INFORMATION CARD



David Ahl, Founder and
Publisher of *Creative Computing*

Creative Computing

"The beat covered by *Creative Computing* is one of the most important, explosive and fast-changing."—Alvin Toffler

You might think the term "creative computing" is a contradiction. How can something as precise and logical as electronic computing possibly be creative? We think it can be. Consider the way computers are being used to create special effects in movies—image generation, coloring and computer-driven cameras and props. Or an electronic "sketchpad" for your home computer that adds animation, coloring and shading at your direction. How about a computer simulation of an invasion of killer bees with you trying to find a way of keeping them under control?

Beyond Our Dreams

Computers are not creative per se. But the way in which they are used can be highly creative and imaginative. Five years ago when *Creative Computing* magazine first billed itself as "The number 1 magazine of computer applications and software," we had no idea how far that idea would take us. Today, these applications are becoming so broad, so all-encompassing that the computer field will soon include virtually everything!

In light of this generality, we take "application" to mean whatever can be done with computers, *ought* to be done with computers or *might* be done with computers. That is the meat of *Creative Computing*.

Alvin Toffler, author of *Future Shock* and *The Third Wave* says, "I read *Creative Computing* not only for information about how to make the most of my own equipment but to keep an eye on how the whole field is emerging.

Creative Computing, the company as well as the magazine, is uniquely light-hearted but also seriously interested in all aspects of computing. Ours is the magazine of software, graphics, games and simulations for beginners and relaxing professionals. We try to present the new and important ideas of the field in a way that a 14-year old or a Cobol programmer can under-

stand them. Things like text editing, social simulations, control of household devices, animation and graphics, and communication networks.

Understandable Yet Challenging

As the premier magazine for beginners, it is our solemn responsibility to make what we publish comprehensible to the newcomer. That does not mean easy; our readers like to be challenged. It means providing the reader who has no preparation with every possible means to seize the subject matter and make it his own.

However, we don't want the experts in our audience to be bored. So we try to publish articles of interest to beginners and experts at the same time. Ideally, we would like every piece to have instructional or informative content—and some depth—even when communicated humorously or playfully. Thus, our favorite kind of piece is accessible to the beginner, theoretically non-trivial, interesting on more than one level, and perhaps even humorous.

David Gerrold of *Star Trek* fame says, "*Creative Computing* with its unpretentious, down-to-earth lucidity encourages the computer user to have fun. *Creative Computing* makes it possible for me to learn basic programming skills and use the computer better than any other source.

Hard-hitting Evaluations

At *Creative Computing* we obtain new computer systems, peripherals, and software as soon as they are announced. We put them through their paces in our Software Development Center and also in the environment for which they are intended—home, business, laboratory, or school.

Our evaluations are unbiased and accurate. We compared word processing printers and found two losers among highly promoted makes. Conversely, we found one computer had far more than its advertised capability. Of 16 educational packages,

only seven offered solid learning value.

When we say unbiased reviews we mean it. More than once, our honesty has cost us an advertiser—temporarily. But we feel that our first obligation is to our readers and that editorial excellence and integrity are our highest goals.

Karl Zinn at the University of Michigan feels we are meeting these goals when he writes, "*Creative Computing* consistently provides value in articles, product reviews and systems comparisons... in a magazine that is fun to read."

Order Today

To order your subscription to *Creative Computing*, send \$20 for one year (12 issues), \$37 for two years (24 issues) or \$53 for three years (36 issues). If you prefer, call our toll-free number, **800-631-8112** (in NJ 201-540-0445) to put your subscription on your MasterCard, Visa or American Express card. Canadian and other foreign surface subscriptions are \$29 per year, and must be prepaid. We guarantee that you will be completely satisfied or we will refund the entire amount of your subscription.

Join over 80,000 subscribers like Ann Lewin, Director of the Capital Children's Museum who says, "I am very much impressed with *Creative Computing*. It is helping to demystify the computer. Its articles are helpful, humorous and humane. The world needs *Creative Computing*."

creative computing

Attn: Mary
P.O. Box 789-M
Morristown, NJ 07960
Toll-free **800-631-8112**
(In NJ 201-540-0445)

COMPUTER SOURCES

By Leslie Solomon
Senior Technical Editor

Hardware

Miniature Computer. The SM-1, called The Small One, is 20 by 8 by 16 inches and contains a 9-inch, nonglare CRT, a 1920 character display, and a hinged keyboard. All 128 ASCII characters are available via the 77-key board. The hardware features 48K bytes



of RAM, expandable, in 16K byte increments, a floppy disk that provides 80-170K bytes of storage, and expansion for 5- to 8-inch drives. It uses the IEEE S-100 bus and has five card slots. Software includes GMOS operating system that is compatible with Cromemco CDOS and Digital Research CP/M. It provides print spooling, Copyfile for single disk back up, a line-oriented text editor, and English-language error messages. An optional switching power supply enables operation from 10 volts dc to 240 volts ac. Address: GM Research, Inc., 1048 East Burgrove St., Carson, CA 90746 (Tel: 213-639-4663).

TRS-80 Tape Digitizer. Claiming to eliminate bad tape loads while permitting copying of data and program tapes without the use of the TRS-80, the Tape Digitizer creates tapes that can be played back on any TRS-80 with compatibility to Level I and Level II formats. It will also make copies of system tapes. It connects between the cassette recorder and the TRS-80 tape/earphone jack. \$54.95. Address: Alphane-tics, Box 597, Forestville, CA 95436 (Tel: 707-887-7237).

Two-Way Interface for the PET. SADI is a two-way RS-232 and parallel output interface for the PET that allows connection to parallel or serial printers, terminals, modems, etc. The independent ports allow simultaneous operation.

Features include conversion to ASCII, cursor controls and function characters specially printed, selectable reversal of upper and lower case, PET IEEE connector for daisy chaining, and addressability for use with other devices. Baud rates are selectable from 75 to 9600, half or full duplex, 32 character buffer, X-on/X-off automatically sent, and selectable carriage return delay. The parallel port provides data strobe and device ready in either polarity, plus Centronics printer compatibility. \$295. Address: Connecticut Microcomputer Inc., 34 Del Mar Drive, Brookfield, CT 06804 (Tel: 203-775-4595).

GPIB-488 to TRS-80. The Model 488-80B interface enables any TRS-80 Model 1 with a minimum of 16K RAM and Level 2 BASIC to be used as a GPIB-488 controller. A machine-language driver on tape or diskette interacts with Level 2, Level 3, or Disk BASIC. The interface connects to as many as 15 GPIB-488 peripherals. \$225. Address: Scientific Engineering Labs., 11 Neil Drive, Old Bethpage, NY 11804 (Tel: 516-694-3205).

S-100 Prototype Board. The S100PWWB is a 9-inch deep, S-100, Wire-Wrap prototyping board for the IEEE-696 bus standard, compliance H. It will accommodate over 100 16-pin Wire-Wrap sockets and comes with on-board regulators for 5 volts at 3 amperes, and ± 12 volts at 1 amp. Twenty-six decoupling capacitors are distributed on the board. Silk-screened letters indicate the rows, and numbers identify the columns. The board is double-sided, plated-through with gold-over-nickel connector fingers. \$98. Address: Inner Access Corp., Box 888, Belmont, CA 94002 (Tel: 415-591-8295).

Multibus Graphics. The Single Board Video (SBV) interface for 8-bit Multibus systems generates an EIA RS-170 composite video output. Resolution of the monochrome graphics is 256 by 240 pixels and up to 65K bits of data can be stored in the memory. Fields can be blanked or inverted and the entire screen can be cleared in 3.3 ms. Text is four times conventional size and can be read at 20 feet. Upper and lower case are generated on a 9×7 matrix in an 8×16 cell. This allows for descenders. Up to 480 characters can be displayed at one time. Characters can be inverted or blinked and vertically scrolled. A light pen can be used if desired. \$750. Address: Artec Electronics, 605 Old Country Rd., San Carlos, CA 94070 (Tel: 415-592-2740).

Apple Video. The Full-View 80 provides an 80×24 alphanumeric display for the Apple II, yet retains the conventional Apple character and graphics operating mode. Upper and lower case is

provided and a 7×9 dot character size as well as a 5×7 dot character size is available. Custom characters are available via an EPROM. Either a 2732 (255 characters) or a 2716 (127 characters) may be used. Characters can be defined as large as 8×16 . On-board 2K firmware provides full keyboard editing, complete cursor control, and tabbing. Firmware includes PASCAL and BASIC protocols. A real-time clock, and a light-pen connector are additional features. \$395. Address: Bit-3 Computer Corp., 1890 Huron St., St. Paul, MN 55113 (Tel: 612-926-6997).

Robot-Base Unit. The RBU-II is a powerful, twin-tread, steerable mobile base platform that can carry up to 100 pounds as fast as two feet per second. Power is supplied through two gear reducers at 6 to 12 volts and 3 amperes. Weight is 45 pounds. \$495 plus \$15 shipping. Address: Hobby Robotics Co., Dept PE, Box 997, Lilburn, GA 30247.

STD Bus Card Rack. The CR24A is a card rack that will hold up to 24 STD Bus cards. It bolts into an EIA standard 19" rack and provides 16 card slots on one-half-inch centers and eight card slots on one-inch centers. The mother board reduces crosstalk between lines and can operate to $+125^\circ\text{C}$ with 95% humidity. It accepts STD cards of all manufacturers. Address: Pro-Log Corp., 2411 Garden Rd., Monterey, CA 93940 (Tel: 408-372-4593).

Software

COBOL Course. The Heathkit/Zenith EC-1105 COBOL Programming Course covers both ANS 74 and ANS 68 versions of COBOL. It teaches the fundamentals of encoding, input characteristics, program hierarchy, identification, environment, data and procedure divisions. Six practice programs are included. The text is reinforced with nine audio cassettes. \$149.95. Address: Heathkit/Zenith Educational Systems, Dept. 350-490, Benton Harbor, MI 49022.

Ohio Scientific CP/M. CP/M2 for Ohio Scientific C3 computers, compatible with the original CP/M disk format, is now available. Disk read operations are four to five times faster and disk write operations can be 50 times as fast. The software also compensates for the 2- or 4-MHz CPU operation and can be configured for the older slow-stepping disk drives or the newer fast-steppers. The software includes a disk-to-disk copy routine, a memory test, and I/O drivers for all Ohio Scientific peripherals. \$200. Address: Lifeboat Associates, 1651 Third Ave., New York, NY 10028 (Tel: 212-860-0300).

(Continued on page 42)

Write and run programs—the very first night—even if you've never used a computer before!

You're up and running with video graphics for just \$99.95 — then use low cost add-ons to create your own personal system that rivals home computers sold for 5-times ELF II's low price!

re-recorded tape cassettes.

ELF II Gives You The Power To Make Things Happen!

Expanded, ELF II can give you more power to make things happen in the real world than heavily advertised home computers that sell for a lot more money. Thanks to an ongoing commitment to develop the RCA 1802 for home computer use, the ELF II products—being introduced by Netronics—keep you right on the outer fringe of today's small computer technology. It's a perfect computer for engineering, business, industrial, scientific and personal applications.

Plug in the GIANT BOARD to record and play back programs, edit and debug programs, communicate with remote devices and make things happen in the outside world. Add Kluge (prototyping) Board and you can use ELF II to solve special problems such as operating a complex alarm system or controlling a printing press. Add 4k RAM Boards to write longer programs, store more information and solve more sophisticated problems.

ELF II add-ons already include the ELF II Light Pen and the amazing ELF-BUG Monitor—two extremely recent breakthroughs that have not yet been duplicated by any other manufacturer.

The ELF-BUG Monitor lets you debug programs with lightning speed because the key to debugging is to know what's inside the registers of the microprocessor. And, with the ELF-BUG Monitor, instead of single stepping through your programs, you can now display the entire contents of the registers on your TV screen. You find out immediately what's going on and can make any necessary changes.

The incredible ELF II Light Pen lets you write or draw anything you want on a TV screen with just a wave of the "magic wand." Netronics has also introduced the ELF II Color Graphics & Music System—more breakthroughs that ELF II owners were the first to enjoy!

ELF II Tiny BASIC

Ultimately, ELF II understands only machine language—the fundamental coding required by all computers. But, to simplify your relationship with ELF II, we've introduced an ELF II Tiny BASIC that makes communicating with ELF II a breeze.

Now Available! Text Editor, Assembler, Disassembler And A New Video Display Board!

The Text Editor gives you word processing ability and the ability to edit programs or text while it is displayed on your video monitor. Lines and characters may be quickly inserted, deleted or changed. Add a printer and ELF II can type letters for you—error free—plus print names and addresses from your mailing list!

ELF II's Assembler translates assembly language programs into hexadecimal machine code for ELF II use. The Assembler features mnemonic abbreviations rather than numerics so that the instructions on your programs are easier to read—this is a big help in catching errors.

ELF II's Disassembler takes machine code programs and produces assembly language source listings. This helps you understand the programs you are working with... and improve them when required.

The new ELF II Video Display Board lets you generate a sharp, professional 32 or 64 character by 16 line upper and lower case display on your TV screen or video monitor—dramatically improving your unexpanded \$99.95 ELF II. When you get into longer programs, the Video Display Board is a real blessing!

Now Available!

- A-D/D-A Board Kit includes 1 channel (expandable to 4) D-A, A-D converters, \$39.95 plus \$2 postage & handling.
- PILOT Language—A new text-oriented language that allows you to write educational programs on ELF II with speed and ease! Write programs for games... unscrambling sentences... spelling drills... "fill in the missing word" tests, etc.! PILOT is a must for any ELF II owner with children. *PILOT Language on cassette tape, only \$19.95 postpaid!*
- Game Package on cassette tape (requires 4k RAM), \$9.95 plus \$2 postage & handling.



Featuring **RCA 1802 COSMAC CPU**

Own a powerful home computer system, starting for just \$99.95—a price that gets you up and running the very first night... with your own TV for a video display, \$99.95 ELF II includes RCA 1802 8-bit microprocessor addressable to 64k bytes with DMA, interrupt, 16 registers, ALU, 256 byte RAM, full hex keyboard, two digit hex output display, stable crystal clock for timing purposes, RCA 1801 video IC to display your programs on any video monitor or TV screen and 5-slot plug-in expansion bus (less connectors) to expand ELF II into a giant!

ELF II Explodes Into A Giant!

Master ELF II's \$99.95 capabilities, then expand with GIANT BOARD... KLUGE BOARD... 4k RAM BOARDS... TINY BASIC... ASCII KEYBOARD... LIGHT PEN... ELF-BUG MONITOR... COLOR GRAPHICS & MUSIC SYSTEM... TEXT EDITOR... ASSEMBLER... DISASSEMBLER... VIDEO DISPLAY BOARD... and—

NEW!

16k Static Ram \$199.95 plus \$2 p&h
Full Basic ROM \$149.95 plus \$2 p&h
Cassette \$79.95 plus \$2 p&h
EPROM Burner \$39.95 plus \$2 p&h

Master This Computer In A Flash!

Regardless of how minimal your computer background is now, you can learn to program an ELF II in almost no time at all. Our *Short Course On Microprocessors & Computer Programming*—written in non-technical language—guides you through each of the RCA COSMAC 1802's capabilities, so you'll understand everything ELF II can do... and how to get ELF II to do it! Don't worry if you've been stumped by computer books before. The *Short Course* represents a major advance in literary clarity in the computer field. You don't have to be a computer engineer in order to understand it. Keyed to ELF II, it's loaded with "hands on" illustrations. When you're finished with the *Short Course*, neither ELF II nor the RCA 1802 will hold any mysteries for you.

In fact, not only will you now be able to use a personal computer creatively, you'll also be able to read magazines such as BYTE... INTERFACE AGE... POPULAR ELECTRONICS and PERSONAL COMPUTING and fully understand the articles. And, you'll understand how to expand ELF II to give you the exact capabilities you need!

If you work with large computers, ELF II and the *Short Course* will help you understand what they're doing.

Get Started For Just \$99.95, Complete!

\$99.95 ELF II includes all the hardware and software you need to start writing and running programs at home, displaying video graphics on your TV screen and designing circuits using a microprocessor—the very first night—even if you've never used a computer before.

ELF II connects directly to the video input of your TV set, without any additional hardware. Or, with an \$8.95 RF modulator (see coupon below), you can connect ELF II to your TV's antenna terminals instead.

ELF II has been designed to play all the video games you want, including a fascinating new target/missile gun game that was developed specifically for ELF II. But games are only the icing on the cake. The real value of ELF II is that it gives you a chance to write machine language programs—and machine language is the fundamental language of all computers. Of course, machine language is only a starting point. You can also program ELF II with assembly language and tiny BASIC. But ELF II's machine language capability gives you a chance to develop a working knowledge of computers that you can't get from running only

By Netronics

ASCII/BAUDOT, STAND ALONE



Computer Terminal COMPLETE FOR ONLY \$149.95

The Netronics ASCII/BAUDOT Computer Terminal Kit is a microprocessor-controlled, stand alone keyboard/terminal requiring no computer memory or software. It allows the use of either a 64 or 32 character by 16 line professional display format with selectable baud rate, RS232-C or 20 ma. output, full cursor control and 75 ohm composite video output.

The keyboard follows the standard typewriter configuration and generates the entire 128 character ASCII upper/lower case set with 96 printable characters. Features include onboard regulators, selectable parity, shift lock key, alpha lock jumper, a drive capability of one TTY load, and the ability to mate directly with almost any computer, including the new Explorer/85 and ELF products by Netronics.


The Computer Terminal requires no I/O mapping and includes 1k of memory, character generator, 2 key rollover, processor controlled cursor control, parallel ASCII/BAUDOT to serial conversion and serial to video processing—fully crystal controlled for superb accuracy. PC boards are the highest quality glass epoxy for the ultimate in reliability and long life.

VIDEO DISPLAY SPECIFICATIONS

The heart of the Netronics Computer Terminal is the microprocessor-controlled Netronics Video Display Board (VID) which allows the terminal to utilize either a parallel ASCII or BAUDOT signal source. The VID converts the parallel data to serial data which is then formatted to either RS232-C or 20 ma. current loop output, which can be connected to the serial I/O on your computer or other interface, i.e., Modem.

When connected to a computer, the computer must echo the character received. This data is received by the VID which processes the information, converting to data to video suitable to be displayed on a TV set (using an RF modulator) or on a video monitor. The VID generates the cursor, horizontal and vertical sync pulses and performs the housekeeping relative to which character and where it is to be displayed on the screen.

Video Output: 1.5 P/P into 75 ohm (EIA RS-170) • **Baud Rate:** 110 and 300 ASCII • **Outputs:** RS232-C or 20 ma. current loop • **ASCII Character Set:** 128 printable characters—



BAUDOT Character Set: A B C D E F G H I J K L M N O P Q R S T U V W X Y Z . ? * 3 \$ % () . . 9 0 1 4 5 7 ; 2 / 6 8
Cursor Modes: Home, Backspace, Horizontal Tab, Line Feed, Vertical Tab, Carriage Return. Two special cursor sequences are provided for absolute and relative X-Y cursor addressing.
Cursor Control: Erase, End of Line, Erase of Screen, Form Feed, Delete • Monitor Operation: 50 or 60Hz (jumper selectable).

Continental U.S.A. Credit Card Buyers Outside Connecticut

CALL TOLL FREE 800-243-7428

To Order From Connecticut Or For Technical Assistance, Etc. Call (203) 354-9375

Netronics R&D Ltd., Dept. PE-2
 333 Litchfield Road, New Milford, CT 06776

Please send the items checked below—

- Netronics Stand Alone ASCII Keyboard/Computer Terminal Kit, \$149.95 plus \$3.00 postage & handling.
- Deluxe Steel Cabinet for Netronics Keyboard/Terminal In Blue/Black Finish, \$19.95 plus \$2.50 postage and handling.
- Video Display Board Kit alone (less keyboard), \$89.95 plus \$3 postage & handling.
- 12" Video Monitor (10 MHz bandwidth) fully assembled and tested, \$139.95 plus \$5 postage and handling.
- RF Modulator Kit (to use your TV set for a monitor), \$8.95 postpaid.
- 5 amp Power Supply Kit In Deluxe Steel Cabinet (±8VDC @ 5 amps, plus 6-8 VAC), \$39.95 plus \$2 postage & handling.

Total Enclosed (Conin. res. add sales tax) \$_____

By—
 Personal Check Cashiers Check/Money Order
 Visa Master Charge (Bank # _____)

Acct. # _____ Exp. Date _____
 Signature _____
 Print Name _____
 Address _____
 City _____
 State _____ Zip _____

DEALER INQUIRIES INVITED

Netronics R&D Ltd., Dept PE-2

333 Litchfield Road, New Milford, CT 06776

Yes! I want my own computer! Please rush me—

RCA COSMAC ELF II kit at \$99.95 plus \$3 postage and handling requires 6.3 to 8 volt AC power supply

Power Supply (required) \$4.95 postpaid
 RCA 1802 User's Manual \$5 postpaid

Tom Pitman's *Short Course On Microprocessors & Computer Programming* teaches you just about everything there is to know about ELF II or any RCA 1802 computer. Written in non-technical language, it's a learning breakthrough for engineers and laymen alike \$5 postpaid

Deluxe Metal Cabinet with pleatlas dust cover for ELF II, \$29.95 plus \$2.50 p&h
 I am also enclosing payment (including postage & handling) for the items checked below!

I want my ELF II wired and tested with power supply, RCA 1802 User's Manual and Short Course—all for just \$149.95 plus \$3 p&h.

Tom Pitman's *Short Course on Tiny Basic for ELF II* \$5 postpaid
 ELF-BUG™ Deluxe System Monitor on cassette tape. Allows displaying the contents of all registers on your tv at any point in your program. Also displays 24 bytes of memory with full addresses, blinking cursor and auto scrolling. A must for the serious programmer! \$14.95 postpaid

Text Editor on cassette tape gives you the ability to insert, delete or edit lines and words from your programs while they are displayed on your video monitor. (Add printer and you can use ELF II to type error-free letters plus insert names and addresses from your mailing list.) \$19.95 postpaid

Assembler on cassette tape translates assembly language programs into hexadecimal machine code for ELF II use. Mnemonic abbreviations for instructions (rather than numerics) make programs easier to read and help prevent errors. \$19.95 postpaid

Disassembler on cassette tape takes machine code

26 variables A-Z, LEF, I/THEN, INPUT, PRINT, GO TO, GO SUB, RETURN, END, REM, CLEAR, LIST, RUN, PLOT, PEEK, POKE. Comes fully documented and includes alphanumeric generator required to display alphanumeric characters directly on your tv screen without additional hardware. Also plays tick-tac-toe plus a drawing game that uses ELF II's hex keyboard as a joystick. 4k memory required. \$14.95 postpaid

Tom Pitman's *Short Course on Tiny Basic for ELF II* \$5 postpaid

ELF II Color Graphics & Music System Board kit \$49.95 plus \$2 p&h
 ELF II connects directly to the video input of your tv set without additional hardware. To connect ELF II to your antenna terminals instead, order RF Modulator \$8.95 postpaid

Coming Soon: A-D, D-A Converter Controller Board and more!

Print Name _____
 Address _____
 City _____
 State _____ Zip _____

Continental U.S.A. Credit Card Buyers Outside Connecticut

CALL TOLL FREE: 800-243-7428


To Order From Connecticut Or For Technical Assistance, Call (203) 354-9375

Total Enclosed \$_____ (Conin. res. add tax)

CHARGE IT! Exp. Date _____
 Visa Master Charge (Bank # _____)

Account # _____

Signature _____
 Print Name _____
 Address _____
 City _____
 State _____ Zip _____



"When I listen to a cassette I take it apart."

-Stevie Wonder-

Stevie's reputation as a perfectionist is well known. Before he takes a cassette home, it must deliver big studio sound. The kind of sound he can't take apart.

The cassette Stevie likes most is the high bias TDK SA. TDK SA has a startling musical memory. You'll hear the full timbre of the human voice. The vibrant dynamic energy of strings. The blast and bluster of rock. No nuance is beyond its range. No instrument is forgotten.

The world's major deck manufacturers, themselves perfectionists, use the SA to set the sound standard in their machines. TDK makes sure it will keep setting standards. The shell alone goes through 1,117 checkpoints. With a lifetime* warranty for every part. That makes it easy to like. And hard to take apart.

*In the unlikely event that any TDK cassette ever fails to perform due to a defect in materials or workmanship, simply return it to your local dealer or to TDK for a free replacement.

© 1980 TDK Electronics Corp., Garden City, N.Y. 11530



TDK
The Amazing Music Machine

CIRCLE NO. 66 ON FREE INFORMATION CARD

Atari Directory. A free directory of software for Atari computers is available by sending a stamped, self-addressed envelope to Robert Purser, Box 466, El Dorado, CA 95623.

New DOS Commands. Providing eight new DOS commands, this utility package is an enhancement to the TRS-80 Model II. It includes the recovery of "blown" diskettes with the internal structure of diskettes, along with recovery techniques, fully documented; providing multi-file copies, wild-card mask select, I/O and directory error recovery modes, absolute sector mode, and others; examine/change diskette contents including track 0 and make an absolute disk backup/copy with I/O recovery provided; catalog diskette directories by name; and change disk names and create files. \$150. Address: RACET Computes, 702 Palmdale, Orange, CA 92665 (Tel: 714-637-5016).

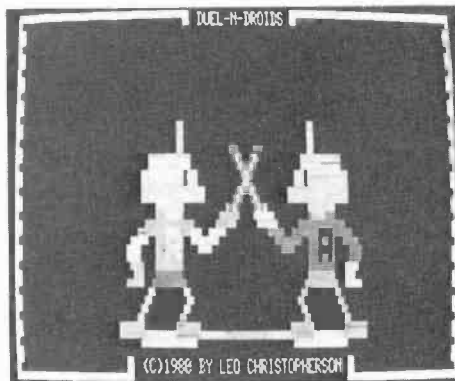
Handicapped Communicator. The Microcommunicator software enables an Apple computer to act as a communications device for severely handicapped people. No peripherals are required and only a single disk is needed. In operation, a single keystroke by finger or mouthstick will display any sentence selected from 60 or more programmed sentences that can be changed at any time. Messages of up to 100 words and phrases can be constructed for display or printout and selected from over 1600 sentence-building words, phrases, and suffixes, plus more than 250 words listed by categories. There is also a 50-word list for names, addresses, phone numbers, etc. Available at adult or children's level. \$41.75. Address: Grover and Associates, Creekside Center, Suite D116, 7 Mt. Lassen Dr., San Rafael, CA 94903 (Tel: 415-479-5906).

Dynamic Simulation. ACES (Apple Continuous Equation Simulator) can be used by engineering/scientific students or professionals involved with large differential equations in control systems, electronics, aerodynamics, thermodynamic, and fluid analyses. It is written in Applesoft and allows interactive run/rerun features. Solutions are provided via high-res graphics and a screen/printer tabular listing. Problem size can be in excess of 150 integrators on a 48K system. \$149.95. Address: Modulo-2 Co., Box 3795, University Park, NM 88003 (Tel: 505-522-0592).

PET/CBM Disk Cataloger. The Disk Master for PET/CBM machines can be used to catalog 140 diskettes forming a master directory on a single diskette. The program automatically reads the directory blocks of any disk being cataloged so no typing is involved. The five major functions include: update of the master directory; delete a disk entry; display of directory with files in alphabetical order and including disk identification, number of blocks free, file size in

blocks including name and type, and total number of files; find a specified file; and list disk ID's and names. \$10 on cassette, \$12 on diskette. Address: Baker Enterprises, 15 Windros Drive, Atco, NJ 08004 (Tel: 609-767-3085).

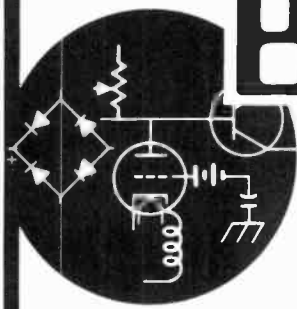
TRS-80 Androids. Duel-n-Droids is a sound and graphics game for the TRS-80 Level II. It features two androids



that square off against each other with swords. There are two modes—practice and tournament. Each droid can defend, back off, or attack. In the duel mode, the computer operates one droid. \$14.95 on cassette, \$20.95 on diskette. Address: Acorn Software Products, Inc., 634 North Carolina Ave., SE, Washington, DC 20003 (Tel: 202-544-4259).


Circuit Design. For the TRS-80, the following programs are available: plotting graphs on a line printer including cartesian, semi-log, and polar plots (No. 26000 at \$16.95); 6 programs for active filter design covering low/high pass (Bessel, Butterworth, 1-, 2-, and 3-dB Chebyshev), state-variable, bandpass, stagger-tuned Butterworth bandpass, and notch filters (No. 26001 at \$21.95); 3 programs for descriptive statistics (mean, standard deviation, variance, kurtosis, and z-scores), curvilinear regression (linear, inverse, polynomial, exponential, and log.), and multivariable linear regression, (No. 26002 at \$21.95); 5 Electronics I programs including zener regulation, 555 timer, transistor bias parameters, single-stage transistor amplifier design, heat sinks, etc. (No. 26003 at \$16.95); 7 Electronics II programs with 4-quadrant arctangent function, rectangular/polar conversion and complex number math, minimum and maximum values in an array, roots of polynomials with real coefficients, inverse Laplace transforms of a transfer function, and simultaneous equations with real and complex coefficients (No. 26004 at \$16.95); and 8 programs for Electronics III with average and rms values of a periodic function, Fourier series expansion, Fourier transform and spectrum plot, analysis of damped oscillation, and pi-tee transforms (No. 26006 at \$16.95). Address: Howard W. Sams and Co., 4300 West 62nd St. Indianapolis IN 46268 (Tel: 317-298-5400). ♦

ELECTRONICS BOOK CLUB



Take 6 great books for **\$2⁹⁵**
(values to \$115.70)


Start saving now with discounts up to 75% on hundreds of interesting, info-packed volumes . . . PLUS special Members' Bonus Benefits!



1169 List \$18.95



1062 List \$12.95



1109 List \$9.95



1186 List \$12.95



1261 List \$12.95



1141 List \$10.95




1160 List \$12.95


More fine books to pick from . . .

- The GIANT Handbook of Electronic Circuits. List \$24.95. No. 1300
- The Illustrated Dictionary of Electronics. List \$19.95. No. 1066
- How To Make Your Own Alcohol Fuels. List \$9.95. No. 2074
- All About Telephones. List \$8.95. No. 1097
- How To Design & Build Your Own Custom TV Games. List \$14.95. No. 1101
- How To Make Home Electricity From Wind, Water, and Sunshine. List \$9.95 No. 1128
- The Complete Handbook of Robotics. List \$12.95. No. 1071
- The Master IC Cookbook. List \$15.95. No. 1199

1241 List \$12.65



1076 List \$12.35



1155 List \$22.95




1203 List \$14.95




236 Lis \$14.95




1205 List \$15.95



1275 List \$14.95



1201 List \$15.95



1123 List \$9.95

Join now, and get a 1981 Electronics Project Calendar . . . FREE!! (List \$4.95)

7 very good reasons to try Electronics Book Club . . .

- **Reduced Member Prices.** Save up to 75% on books sure to increase your know-how
- **Satisfaction Guaranteed.** All books returnable within 10 days without obligation
- **Club News Bulletins.** All about current selections—mains, alternates, extras—plus bonus offers. Comes 13 times a year with dozens of up-to-the-minute titles you can pick from
- **"Automatic Order"**. Do nothing, and the Main selection will be shipped to you automatically! But . . . if you want an Alternate selection—or no books at all—we'll follow the instructions you give on the reply form provided with every News Bulletin
- **Continuing Benefits.** Get a Dividend Certificate with every book purchased after fulfilling Membership obligation, and qualify for discounts on many other volumes
- **Bonus Specials.** Take advantage of sales, events, and added-value promotions
- **Exceptional Quality.** All books are first-rate publisher's editions, filled with useful, up-to-the-minute info

ELECTRONICS BOOK CLUB Blue Ridge Summit, PA 17214

Please accept my Membership in Electronics Book Club and send the 6 volumes circled below, plus a free copy of 1981 Electronics Projects Calendar. I understand the cost of the books selected is \$2.95 (plus shipping/handling). If not satisfied, I may return the books within ten days without obligation and have my Membership cancelled. I agree to purchase 4 or more books at reduced Club prices during the next 12 months, and may resign any time thereafter.

1062 1066 1071 1076 1097 1101 1108 1123
1128 1141 1155 1160 1169 1186 1199 1201
1203 1205 1236 1241 1261 1275 1300 2074

Name _____ Phone _____

Address _____

City _____

State _____ Zip _____

(Valid for new members only. Foreign and Canada add 15%.)

PE-281

WIRELESS AD*ZAP

TURNS OFF TV COMMERCIALS

*A beam of infrared shuts off
video and/or sound for a preset period*



HAS a television commercial ever made you feel like shooting your receiver? Now you can "blow away" commercials without destroying the TV set. The AD*ZAP TV Commercial Killer presented here employs "bullets" of infrared light to kill the sound and/or picture during an annoying advertisement. The project is relatively simple and can be connected to virtually any television receiver with only minor work.

When assaulted by an undesirable commercial, the viewer points a remote transmitter (which can be assembled into a plastic toy pistol or a standard case) at a small photoelectric receiver attached to the TV set and momentarily closes a switch. The transmitter thereupon emits an infrared signal that silences the sound and causes the receiver to start its selectable timing interval (30 or 60 seconds). If a second infrared signal is received during the timing interval, the TV picture tube is darkened. At the end of the interval, normal television-receiver operation is automatically

restored. Receipt of a third infrared pulse before the timing interval ends will restore normal TV operation. Since the TV receiver remains powered and in sync during the timing interval, the picture returns without rolling or tearing.

The transmitter is a small, self-contained, battery-powered wireless unit. Its companion receiver is housed in a small metallic enclosure that is generally positioned atop the TV set. The AD*ZAP receiver is powered by a small wall-mount transformer and is connected to the rear panel of the television receiver by means of a multi-conductor cable of convenient length. Disconnecting the AD*ZAP receiver from the TV set leaves the TV fully ready for normal operation.

About the Circuit. The schematic diagrams of two versions of the AD*ZAP transmitter are shown in Fig. 1. At A is the transmitter circuit designed for installation in a plastic enclosure approximately the size of a pack of cigarettes.



The circuit shown at B is almost identical and is designed to be mounted in a plastic-body six-shooter similar to the type used in some electronic target-practice games.

When switch *S1* is closed, battery power is applied to the astable multivibrator comprising 555 timer *IC1* and associated components. The multivibrator begins to oscillate and, when the output pulse causes pin 3 of *IC1* to be low (about 25% of the time), high-level current pulses flow through infrared emitter *LED1*. The LED radiates bursts of infrared at a rate of approximately 3.2 kHz. The exact pulse rate is determined by the setting of trimmer potentiometer *R2*. Capacitor *C3* ensures that enough current is available to the circuit during the time that *LED1* is conducting.

The schematic diagram of the AD*ZAP receiver is shown in Fig. 2. Pulsed infrared from the transmitter causes phototransistor *Q1* to turn on and off at around 3.2 kHz. Before infrared signals reach the phototransistor, they pass

through an optical bandpass filter that attenuates much of the incident visible light that would otherwise affect the operation of *Q1*.

Voltage pulses developed across the phototransistor are amplified 60 dB by ac-coupled amplifiers *IC1F* and *IC1E*. These stages, as well as the high-Q, active state-variable filter that follows (*IC1A*, *IC1B*, *IC1C*), are part of a CD-4069 hex inverter. Although this CMOS chip is usually employed in a nonlinear operating mode, it is used here as linear amplifier inverter gates, much as low-gain op amps.

Also employed in this fashion is unity-gain buffer amplifier *IC1D*. This buffer supplies filtered pulses to the detector comprising *C6*, *C7*, *D1*, *D2*, and *IC3A*. Diode *D1* is a biased clamper that limits negative excursions of *IC1D*'s output to a level determined by the setting of THRESHOLD potentiometer *R16*. Half-wave rectifier *D2* passes pulsed positive dc to filter *R17C7*. After approximately 10 milliseconds, the voltage across *C7*

increases to a level sufficient to trigger the Schmitt trigger—*IC3A*, *R19*, and *R20*. The output of *IC3A* thus goes to logic 1 when an infrared pulse reaches phototransistor *Q1*. Gate *IC3A*, together with *C8*, *R21* and *R23*, also acts as a debouncer that generates a clean logic pulse when manual control switch *S1* is closed.

The output of *IC3A* is applied to dual D flip-flop *IC2*. This chip is wired to function as a +3 counter. The first pulse applied to it causes pin 1 of *IC2A* (the Q output of the first flip-flop) to go to logic 1. As a result, relay driver *Q2* receives base drive from gate *IC3D* via *R29* and begins to conduct. Relay *K1* interrupts the circuit between the audio output stage of the TV set and the TV loudspeaker, and SOUND OFF indicator *LED1* begins to glow. Also, the logic-1 output of gate *IC3D* is inverted by *IC4A*, and the output of this NAND gate brings the RESET input of multi-stage counter *IC5* to logic 0. The counter then begins to tally the 60-Hz pulses

that are derived from the ac power line, filtered by passive network C2R34, and squared up by Schmitt trigger IC3B.

If a second pulse appears at the output of IC3A due to either the receipt of another burst of infrared or a closure of switch S1, the Q output of IC2A (pin 1) returns to logic 0 and the Q output of IC2B (pin 13) goes to logic 1. The output of IC3D remains at logic 1, keeping Q2 in saturation, but Q3 begins to receive base drive from the Q output of IC2B via R26. As a result, relay K2 becomes energized and PICTURE OFF indicator LED2 begins to glow. The relay contacts are connected to the nodes of the television receiver's brightness-determining circuit. Closure of contacts D and F causes the screen to darken.

Both relays remain energized until either a third burst of infrared is received, switch S1 is closed, or counter IC5 has tallied 1800 pulses for a 30-second delay or 3600 pulses for a 60-second delay, depending on the setting of S2. If the counter runs through its cycle undisturbed, it will reset itself via IC4B and IC4A and will reset IC2A and IC2B via IC4B, IC4A, and IC3C. Both relays will then be deenergized and normal television reception will be reestablished. The counting cycle can be interrupted and the relay(s) deenergized at any time by a closure of S1. Passive components C9 and R24 generate a 100-millisecond pulse when power is first applied to the circuit. This pulse is routed to the RESET inputs of IC2A and IC2B via IC3C and ensures that both flip-flops are properly initialized and the relays deenergized in spite of any turn-on transients.

Power required by the AD*ZAP receiver is furnished by the simple supply shown in the lower right corner of Fig. 2. Unregulated dc provided by bridge rectifier D3 through D6 and filter capacitor C11 powers the relay and LED indicator circuits. The CMOS logic ICs are powered by +5 volts regulated, which is furnished by integrated regulator IC6. This particular supply voltage was chosen for the CMOS ICs because such circuits when operated in the linear mode exhibit higher gains at lower supply voltages.

Construction. The use of printed-circuit construction techniques is recommended. Suitable full-size etching and drilling guides for the two versions of the AD*ZAP transmitter are shown in Figs. 3A and 3B. The receiver pattern is shown in Fig. 4. The full-size etching and drilling guide of the circuit board that accommodates relays K1 and K2 and protective diodes D7 and D8 appears in Fig. 5. This latter board should be mounted inside the TV receiver's cabinet. Corresponding component-

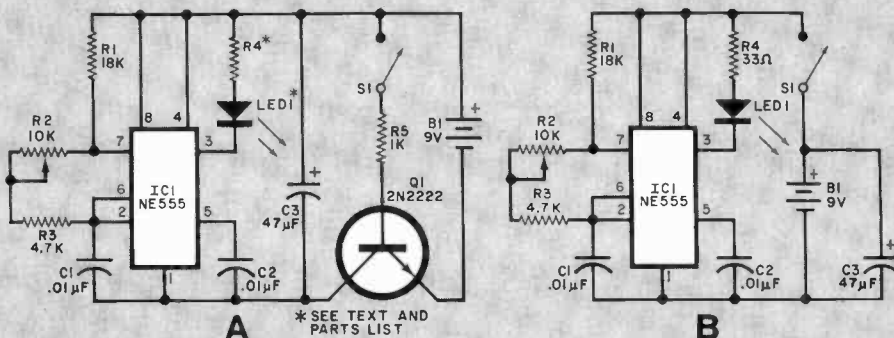


Fig. 1. Schematic diagrams of the box-style (A) and gun-style (B) infrared transmitters.

BOX-STYLE TRANSMITTER PARTS LIST

- B1—9-volt transistor battery
- C1—0.01- μ F, 10% tolerance Mylar capacitor
- C2—0.01- μ F disc ceramic capacitor
- C3—47- μ F, 10-volt radial-lead aluminum electrolytic or tantalum capacitor
- IC1—NE555 timer
- LED1—TIL32 unenslensed infrared-emitting diode or TIL31 or LED55C lensed infrared-emitting diode
- Q1—2N2222 npn silicon switching transistor

The following, unless otherwise specified, are 1/4-watt, 10% tolerance, carbon-composition fixed resistors.

- R1—18 k Ω
- R2—10 k Ω , linear-taper horizontal pc-mount trimmer potentiometer
- R3—4.7 k Ω
- R4—33 Ω if LED1 is a TIL32 unenslensed diode, 15 Ω if LED1 is a TIL31 or LED55C lensed diode
- R5—1 k Ω
- S1—Spst, normally open, momentary-contact pushbutton switch

Misc.—Mounting collar for LED1, lens for LED1 if a TIL32 device is used, printed-circuit board, battery clip, suitable enclosure, solder, pc-board standoffs, suitable hardware, etc.

Note—Pushbutton switch S1 is a Panasonic No. EVQ-P1R component that is available from Dig-Key, Box 677, Highway 32 South, Thief River Falls, MN 56701.

GUN-STYLE TRANSMITTER PARTS LIST

- B1—9-volt transistor battery
- C1—0.01- μ F, 10%-tolerance Mylar capacitor
- C2—0.01- μ F disc ceramic capacitor
- C3—47- μ F, 10-volt radial-lead aluminum electrolytic or tantalum capacitor
- IC1—NE555 timer
- LED1—TIL32 infrared-emitting diode

The following, unless otherwise specified, are 1/4-watt, 5%-tolerance, carbon-composition fixed resistors.

- R1—18 k Ω
- R2—10 -k Ω , linear-taper vertical pc-mount trimmer potentiometer
- R3—4.7 k Ω
- R4—33 Ω

Misc.—Printed-circuit board, battery clip, plastic-body Coleco electronic-game gun with trigger-actuated switch (S1) and lens system, solder, etc.

Note—The Coleco gun is available from Meshna Electronics, Box 62, 19 Allerton Street, East Lynn, MA 01904.

placement guides for these boards appear in Figs. 6A, 6B, 7, and 8.

Most components mount directly on the boards or via sockets. Exceptions include phototransistor Q1, resistor R1, and plug-in wall transformer T1. To suppress feedback-induced oscillations, one end of R1 is connected directly to the base lead of Q1. The other end of R1 and the collector and emitter leads of Q1 are connected to the appropriate pc foil pads via short lengths of insulated hookup wire. Similarly, LED1 and LED2 are connected to the board with insulated hookup wire.

It is good practice to install lengths of spaghetti or heat-shrinkable tubing on the exposed leads of all components that are mounted off the board to prevent accidental short circuits. The AD*ZAP re-

ceiver circuit board must be housed in a metallic enclosure.

Substitutions should not lightly be made for phototransistor Q1. For the device specified and the parameters of the circuit shown in Fig. 2, the phototransistor should function in the linear portion of its response curve for ambient light levels of up to 50 foot-candles of incandescent light or 150 foot-candles of daylight. Sensitivity of the device specified can vary over a 7:1 range. Therefore, the circuit incorporates means to compensate for such sensitivity variations. For example, it may be necessary to change the value of resistor R3 or to even substitute another phototransistor of the same type. (Note that photodarlington has too much gain and will, therefore, not (Text continued on page 48)

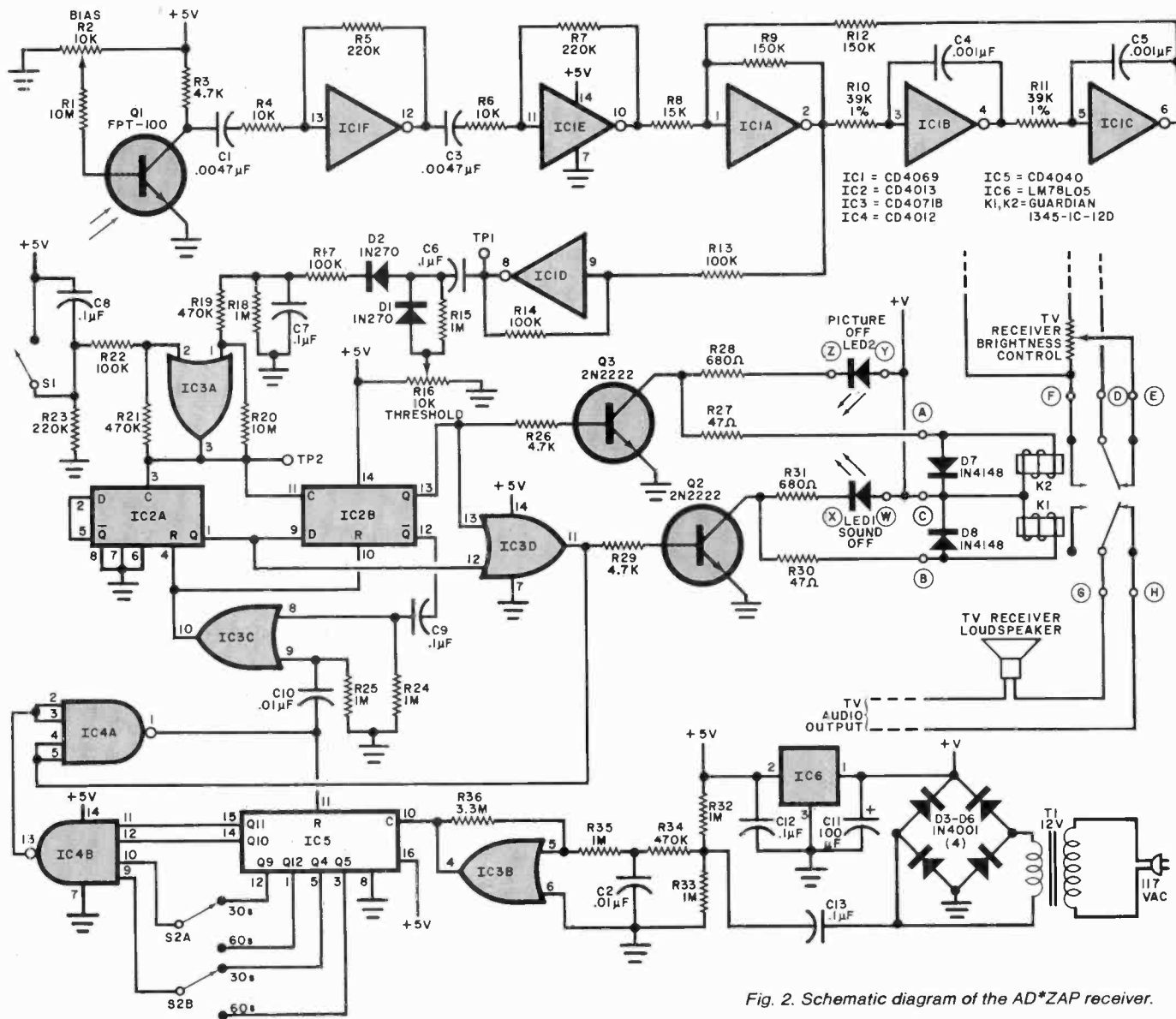


Fig. 2. Schematic diagram of the AD*ZAP receiver.

RECEIVER PARTS LIST

C1,C3—0.0047- μ F disc ceramic capacitor
 C2,C10—0.01- μ F disc ceramic capacitor
 C4,C5—0.001- μ F, 5% tolerance Mylar or polystyrene capacitor
 C6,C7,C8,C9,C12, C13—0.1- μ F disc ceramic capacitor
 C11—100- μ F, 25-volt axial-lead aluminum electrolytic
 D1,D2—1N270 or equivalent germanium diode
 D3 through D6—1N4001 rectifier
 D7,D8—1N914 or 1N4148 silicon switching diode
 IC1—CD4069 hex inverter
 IC2—CD4013 dual D flip-flop
 IC3—CD4071B quad 2-input OR gate (device must have B suffix)
 IC4—CD4012 dual four-input NAND gate
 IC5—CD4040 12-stage binary counter
 IC6—LM78L05 5-volt, 100-mA regulator
 K1,K2—Spdt relay with 12-volt dc, 1400-ohm coil (Guardian No. 1345-1C-12D or equivalent)
 LED1—Yellow light-emitting diode
 LED2—Red light-emitting diode

Q1—FPT-100 phototransistor (Fairchild)
 Q2, Q3—2N2222 npn silicon switching transistor
 The following, unless otherwise specified, are 1/4-watt, 5% tolerance, carbon-composition fixed resistors.
 R1, R20—10 M Ω
 R2, R16—10-k Ω linear-taper, horizontal pc-mount trimmer potentiometer
 R3,R26,R29—4.7 k Ω
 R4, R6—10 k Ω
 R5, R7, R23—220 k Ω
 R8—15 k Ω
 R9, R12—150 k Ω
 R10, R11—39 k Ω , 1%-tolerance, 1/4-watt, metal-film
 R13, R14, R17, R22—100 k Ω
 R15, R18, R24, R25, R32, R33, R35—1 M Ω
 R19, R21, R34—470 k Ω
 R27, R30—47 Ω
 R28, R31—680 Ω
 R36—3.3 M Ω
 S1—Spst, normally open, momentary-contact pushbutton switch
 S2—Dpdt miniature slide switch

T1—12-volt ac, 100-mA wall-mount plug-in transformer
 Misc.—Printed circuit board, suitable metallic enclosure, LED mounting collars, grommets, infrared bandpass filter (see note below), heat-shrinkable tubing, hookup wire, solder, pc standoffs, suitable hardware, etc.
Note 1—Pushbutton switch S1 is a Panasonic No. EVQ-P1R component that is available from Digi-Key, Box 677, Highway 32 South, Thief River Falls, MN 56701.
Note 2—There are several possible items that can be used as an infrared bandpass filter. The author used a 1/4-inch circular piece of Eastman Kodak Wratten No. 89B gelatin filter. Kodak advises that a piece of unexposed but processed Kodachrome slide film can also be used, as it blocks visible light almost completely but is transparent to infrared. Gelatin Wratten filters measuring 2 inches square are available from Eastman Kodak dealers for approximately \$5.00 each.

work.) The phototransistor should be mounted on the front panel of the AD*ZAP receiver's enclosure. The device specified just fits a standard 0.200-inch (Jumbo) LED mounting collar.

An infrared optical filter is mounted in front of the phototransistor's aperture. Use black silicone cement or some similar opaque material to ensure that no light can leak in behind the filter. The two indicator LEDs can also be mounted on the receiver enclosure's front panel. To facilitate interconnection of the receiver circuit and relay board, a multiconductor connector should be mounted on the enclosure.

For convenience, the author mounted

Fig. 3. Full-size etching and drilling guides for the box-style (A) and gun-style (B) transmitter pc boards.

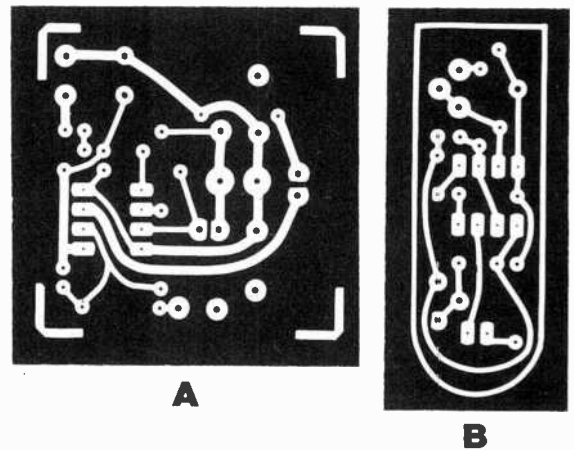



Fig. 4. Full-size etching and drilling guide for the receiver pc board.



his relay board inside the television receiver with which the AD*ZAP system was to be used. If you plan to use your system with more than one TV set, a separate relay board can be used in each. You can substitute the relays specified so long as their coils are rated at 12 volts dc and have resistances of 400 ohms or more. If a dpdt relay is employed for K1, the second set of contacts can be used to stop the transport of a video tape recorder during commercial messages.

The transmitter can be housed in a standard plastic enclosure or, for dramatic fun, a plastic six-shooter such as that used by the author. The "gun," manufactured by Coleco for use in a game, contains a trigger-actuated switch and a lens system. The pc board pattern of Fig. 3B was designed for use with this gun. Careful attention to dimensions will ensure proper alignment of the LED with the lenses, giving a narrow, correctly aimed beam.

To fit a nine-volt battery into the handle of the pistol, the internal plastic

posts between the holes for the two handle screws must be cut away. This can be done with a heated knife or with a hobby power tool and its saw blade. Also, the terminals on the rear of the trigger-actuated switch must be cut off. The necessary electrical connections between the switch and the rest of the transmitter circuit should be made by soldering suitable lengths of hookup wire directly to the switch's leaf springs. Use a vise to hold the switch and then tin the leaf springs and the ends of the lengths of hookup wire. Place the tinned end of each wire next to the appropriate leaf spring and remelt the solder to form the connection. Work quickly to avoid losing the temper of the springs. Finally, make a 1/8-inch hole in the plastic body over the position occupied by trimmer potentiometer R2 so that the circuit's frequency of oscillation can be conveniently adjusted.

If you prefer a more conventional transmitter enclosure, you will need a lens to focus the infrared beam. Focusing the invisible beam is difficult. Alter-

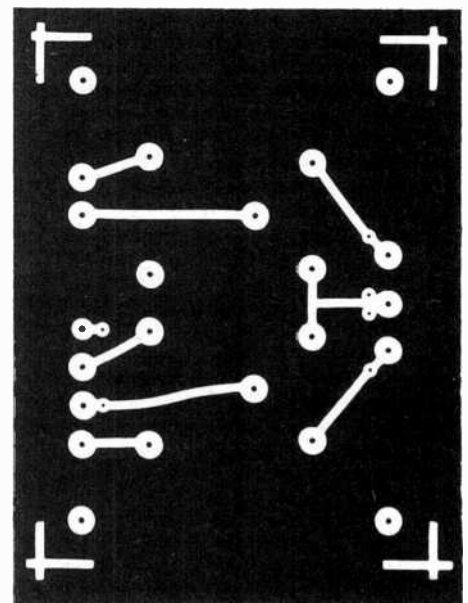


Fig. 5. Etching and drilling guide for relay pc board.

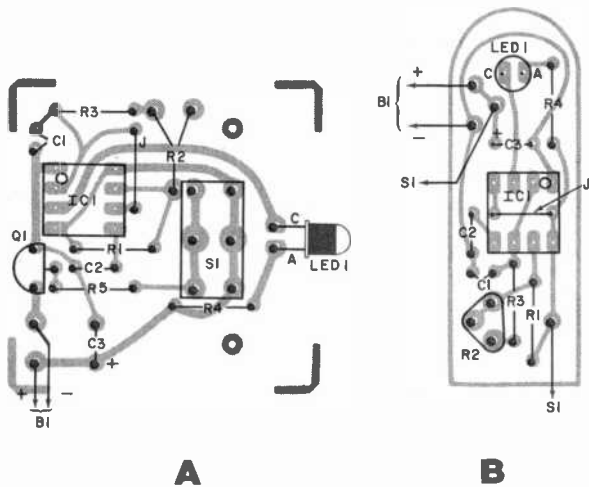


Fig. 6. Parts placement guides for the box-style (A) and gun-style (B) infrared transmitters.

try another FPT-100 phototransistor.

When the voltage across $R3$ is correct, cover the filter aperture with a totally opaque shield and adjust $R2$ so that 0.25 volt appears across $R3$. Then remove the opaque shield.

Next, turn $R16$ fully counterclockwise and check the voltage at $TP2$. This should be 0 volt. Slowly turn $R16$ clockwise. At some point, $TP2$ should suddenly go to +5 volts. When this happens, back $R16$ off and stop just past the point at which $TP2$ returns to 0 volt. Depress switch $S1$ momentarily and verify that $TP1$ goes to +5 volts with $S1$ closed and returns to 0 volt when it is

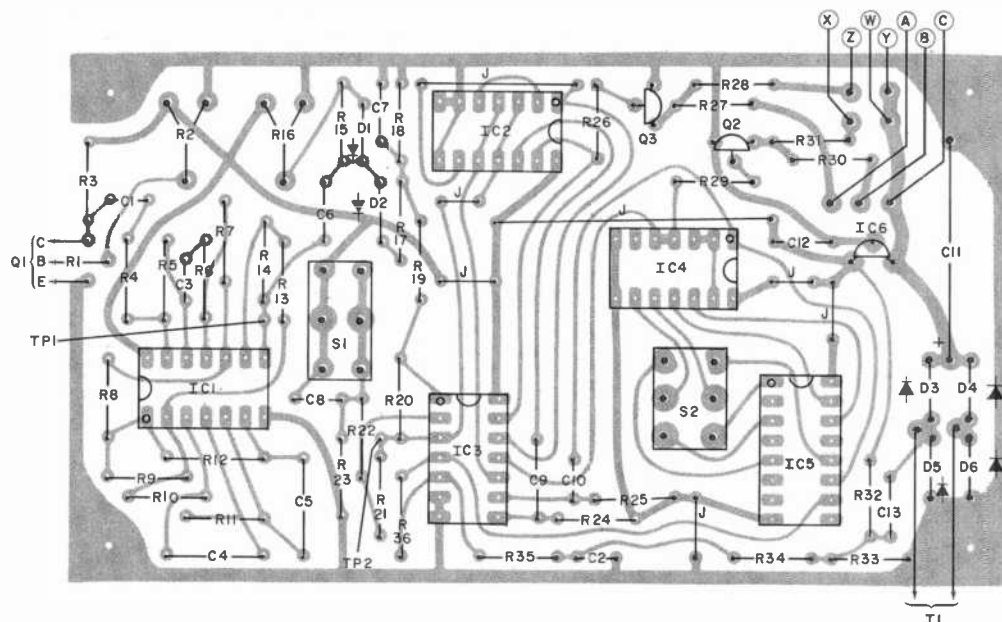


Fig. 7. Parts placement guide for the AD*ZAP infrared receiver printed circuit board.

natively, you can use a Texas Instruments TIL31 or General Electric LED55C infrared-emitting diode. These include internal reflectors and glass lenses and mount in standard 0.200-inch LED mounting collars. They also tolerate larger forward currents, allowing reduction of the value of $R4$ in the transmitter to 15 ohms. Pass transistor $Q1$ and base resistor $R5$ in the circuit of Fig. 1A allow switch $S1$ to be a light-action, low-current keyboard switch.

Adjustment. After the receiver and transmitter have been assembled, plug $T1$ into a wall socket. With the top of the receiver enclosure removed, monitor the voltage across resistor $R3$ with a high-impedance multimeter. Place an unshaded, lighted 60-watt light bulb two feet away from the filter that shields phototransistor $Q1$, and set the wiper of trimmer potentiometer $R2$ fully counterclockwise. The voltage across $R3$ should be 2.5 ± 0.5 V. If necessary, change the value of $R3$ to obtain this reading. Should this prove impossible,

opened; if $TP2$ fails to return to 0 volt when $S1$ is released, turn $R16$ a bit further counterclockwise.

Finally, to set the frequency of the transmitter's astable multivibrator to match the receiver's filter passband, connect an ac voltmeter or oscilloscope between $TP1$ and ground. Have a friend monitor the voltage reading while you stand several feet away and "fire" the transmitter at the receiver's infrared filter. Hold the transmitter switch $S1$ so that a continuous infrared output is generated. (With a pistol transmitter, pull the hammer back all the way and hold it.) Adjust transmitter trimmer potentiometer $R2$ for a maximum voltage reading on the test instrument.

Place the top on the receiver enclosure and secure it in place. Connect the relay board to the rest of the receiver circuit and, if necessary, button up the transmitter enclosure. Making certain that the receiver is getting operating power, aim the transmitter at the receiver's infrared filter. When transmitter switch $S1$ is closed momentarily, relay

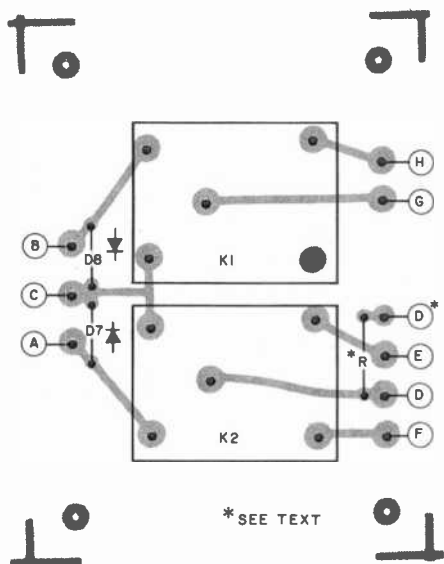



Fig. 8. Component placement guide for the relay pc board.



Photograph of the author's prototype box-style transmitter.

INSTALLATION WHEN SCREEN CAN'T BE DARKENED.

Here are possible ways of darkening the screen even if it doesn't go fully to black when the BRIGHTNESS control is at minimum. First, you will need a schematic of the television receiver. (If one was not supplied with the receiver or is not available from the manufacturer, try the Sams Fotofact series of publications.) Next, you will have to determine how the brightness of the CRT is controlled, and how the range of the BRIGHTNESS potentiometer is affected by the "one-button" color preset, if any.

Several methods of brightness control are common; the simplest is found in many vintage color receivers and in many contemporary monochrome models. (Figure 9 is typical.) The video signal is capacitively coupled to the cathode of the picture tube, and the BRIGHTNESS potentiometer controls the dc bias voltage that sets the average beam current. The lower the bias voltage, the higher the beam current and the brighter the picture. Resistor *R34* limits the beam current to a maximum value.

Brightness-control circuits of this type almost always are able to send the CRT well past cutoff (screen completely dark). If you have a color receiver that employs a similar circuit (the partial schematic illustrated is of a General Electric HB color chassis), note that the red, green and blue SCREEN controls interact with the BRIGHTNESS control. While a video signal is being received, try adjusting the SCREEN controls for cutoff with the BRIGHTNESS control at its minimum setting. Then, if the CRT image is too dim when the BRIGHTNESS control is advanced to its maximum setting (this will rarely be the case), make the value of *R34* half as large. Check to see that the high voltage is at its specified value before making a substitution for *R34*.

The more usual approach to brightness control in today's solid-state receivers is to vary the dc bias at the input of one of the video amplifiers. Video is either dc- or ac-coupled (or a combination of the two) into the stage, and is sometimes clamped to the bias voltage during the blanking interval. The BRIGHTNESS potentiometer can be wired into the circuit either as a voltage divider (as a three-terminal device) or as a variable resistor (a two-terminal device). In the latter case, the potentiometer is only part of a voltage-dividing network. The

Sharp Model XR-2194 typifies the first method, the Sony 9000U the second.

In the Sony, the bias voltage of the Y DRIVE amplifier is mixed with the video signal. The video signal is positive, that is, white is more positive than black. Blanking the screen can therefore be accomplished by bringing the base of the Y DRIVE stage to ground, either directly or by opening the path between the voltage divider that sets the bias and the low-voltage supply from which the bias is derived. In the Sharp receiver, the "one-button" color-preset switch selects between the BRIGHTNESS control and a screwdriver-adjustable trimmer potentiometer that is preset at the factory. Both the front-panel BRIGHTNESS control and the trimmer have range-limiting series resistors that prevent them from cutting off the CRT totally. Blanking can be achieved by having the relay disconnect the ends of the front-panel and trimmer potentiometers that are tied together from the source of low voltage which supplies them.

In some sets, the "one-button" color preset leaves the front-panel BRIGHTNESS control in the circuit, but restricts its effective range. One receiver that uses such a circuit is Toshiba's Model C345, chassis TAC-9310. The base of the fourth video amplifier is biased through a fixed resistor by a voltage divider composed of a fixed resistor and the BRIGHTNESS control, one end of which receives positive voltage via a SUB-BRIGHTNESS control. This latter control limits CRT brightness.

When the receiver's "one-button" color preset is engaged, a fixed resistor is placed in parallel with the front-panel BRIGHTNESS control. This restricts the effective range of the control to its upper half. To have AD*ZAP totally darken the screen, relay *K2* can be wired either to ground the wiper of the SUB-BRIGHTNESS control or connect a fixed resistance of approximately 5000 ohms between the base of the fourth video amplifier and ground. The use of such a resistor rather than a direct short to ground prevents the total loss of the demodulated video signal, which would also disable the sync circuits. This way, when *K2* is deenergized, the picture returns instantly—in sync and with no rolling or tearing. The relay pc board includes provisions for such a resistor (*R*) at point D*.

PARTS AND KIT AVAILABILITY

The following are available from Videomega, 2715 N. E. 14th Avenue, Portland, OR 97212. Prices do not include shipping and handling charges (\$2 per order). Kits of all components for one transmitter, receiver, and relay board, enclosures, and a nine-volt battery for the transmitters: complete kit for AD*ZAP system employing gun-style transmitter (limited quantities available), No. KZ-S, for \$69.00; complete kit for AD*ZAP system employing box-style transmitter, No. KZ-T, for \$69.00; complete kit for AD*ZAP system capable of controlling VTR pause circuit, employing gun-style transmitter, and including VTR control cable (limited quantities available), No. KZ-SV, for \$79.00; complete kit for AD*ZAP system capable of controlling VTR pause circuit, employing box-style transmitter, and including VTR control cable, No. KZ-TV, for \$79.00. Individual kits for additional receivers, transmitters, and relay boards are also available. Write for prices.

Drilled, solder-plated, and silk-screened (component-placement legend) printed-circuit boards are also available separately: Set of boards for receiver, relay circuit, and gun-style transmitter, No. AZ-S, for \$16.00; set of boards for receiver, relay circuit, and box-style transmitter, No. AZ-T, for \$16.00; set of boards for receiver, relay and VTR pause-control circuits, and gun-style transmitter, No. AZ-SV, for \$16.00; set of boards for receiver, relay and VTR pause-control circuits, and box-style transmitter, No. AZ-TV, for \$16.00; receiver board only, No. AZ-A, for \$7.50.

K1 should pull in and *LED1* glow. When transmitter switch *S1* is closed a second time, *K2* and *LED2* should do likewise. At the end of the interval determined by the setting of receiver switch *S2*, both relays should drop out and both LEDs darken. If *S1* is closed a third time before the receiver times out, this too should de-energize the relays and LEDs. Closure of receiver switch *S1* should initiate the timing sequence or, if it has already begun, interrupt it.

Modifying the TV Receiver. If control of only the audio output of the television is desired the AD*ZAP system can be used with any TV set and installation procedure is simple. However, achieving control of both sound and picture may be somewhat more difficult, depending on the TV set used. Two simple tests will tell you how much of a problem it will be to obtain picture control. If the CRT screen goes completely black when the BRIGHTNESS control is at minimum, installation will be easy. Alternatively, if the receiver has a "one-button" color preset, and the screen goes completely dark when the preset is engaged and the BRIGHTNESS control is at minimum, installation is again not complicated. However, if the screen cannot be wholly "blackened," installation will be more

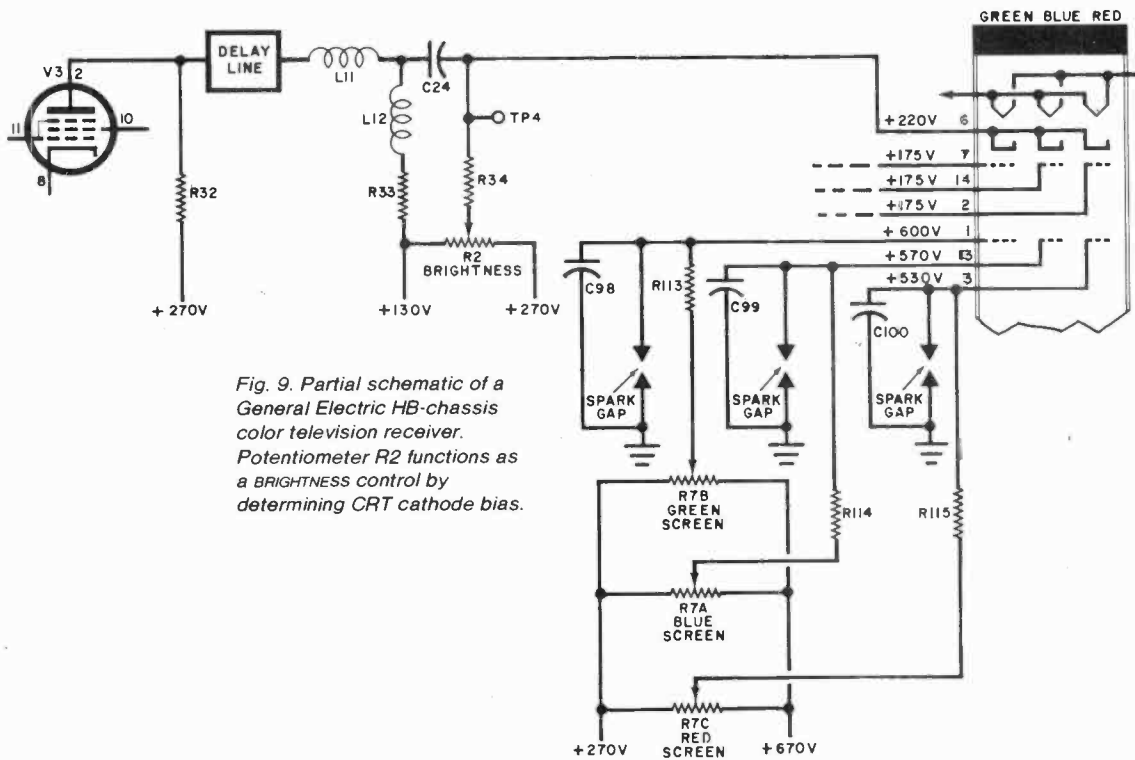


Fig. 9. Partial schematic of a General Electric HB-chassis color television receiver. Potentiometer R2 functions as a BRIGHTNESS control by determining CRT cathode bias.

troublesome, as detailed in a boxed section on the opposite page.


Here's the procedure that should be followed if test results are positive. Begin by removing the rear panel of the TV receiver (which should also remove ac power through the interlock) to gain access to the BRIGHTNESS control. De-

tach the wire connected to the center lug of the BRIGHTNESS control and connect it to point D on the relay printed circuit board. The free ends of the wires from points E and F on the relay board should be soldered to the center and left lugs, respectively, as seen from the rear of the BRIGHTNESS control. To control the au-

dio, disconnect one of the two output leads from the loudspeaker and connect it to point H on the relay circuit board. If necessary, extend the length of this lead by splicing on a piece of hookup wire. Solder the splice and insulate it using PVC electrical tape or heat-shrinkable tubing. Then attach one end of suitable length of hookup wire to the free speaker lug, and the other end to point G on the relay circuit board. The relay board can be mounted inside the television cabinet using either screws and standoffs or two or three layers of double-sided adhesive foam tape.

Using AD*ZAP. Although the receiver module includes an infrared filter, high levels of ambient light can affect phototransistor Q1. Therefore, avoid illuminating the sensor with bright sunlight, and keep incandescent lamps several feet away. The on-axis range of the six-shooter transmitter is more than 35 feet. That of the box-style transmitter is more than 20 feet. Because of its more diffuse radiation, the box-style transmitter need not be critically aimed.

Receiver switch S1 should be set to provide the desired delay interval. The growing use of 30-second commercial messages on television prompted the inclusion of the switch. A few hour's attentive viewing of TV programs and commercials will enable you to judge which delay interval is more useful. To be certain not to miss any desired program material, you may want to avoid darkening the picture, at least at first. ◇



Photograph shows construction details of the prototype AD*ZAP infrared receiver.

Photograph of the Coleco surplus plastic pistol modified by the author for use as a transmitter.



EQUIPMENT AND TRAINING NO OTHER SCHOOL CAN MATCH.

NTS HOME TRAINING INVITES YOU TO EXPLORE MICROCOMPUTERS, DIGITAL SYSTEMS AND MORE, WITH STATE-OF-THE-ART EQUIPMENT YOU ASSEMBLE AND KEEP.

Without question, microcomputers are the state of the art in electronics. And NTS is the only home study school that enables you to train for this booming field by working with your own production-model microcomputer.

We'll explain the principles of troubleshooting and testing your microcomputer and, best of all, we'll show you how to program it to do what you want.

You'll use a digital multimeter, a digital logic probe and other sophisticated testing gear to learn how to localize problems and solve them.

Send for the full color catalog in the electronics area of your choice—discover *all* the advantages of home study with NTS!

NTS also offers courses in Auto Mechanics, Air Conditioning and Home Appliances. Check card for more information.



We believe that training on production-model equipment, rather than home-made learning devices, makes home study more exciting and relevant. That's why you'll find such gear in most of NTS's electronics programs.

For instance, to learn Color TV Servicing you'll build and keep the 25-inch (diagonal) NTS/HEATH digital color TV.

In Communications Electronics you'll be able to assemble and keep your own NTS/HEATH 2-meter FM transceiver, plus test equipment.

But no matter which program you choose, NTS's Project Method of instruction helps you quickly to acquire practical know-how.


2.





Simulated TV Reception

4.



3.

1. The NTS/Rockwell AIM 65 Microcomputer A single board unit with on-board 20 column alphanumeric printer and 20 character display. A 6502-based unit 4K RAM, expandable.
2. The NTS/KIM-1 Microcomputer A single board unit with 6 digit LED display and on-board 24 key hexadecimal calculator-type keyboard. A 6502 based microcomputer with 1K RAM, expandable.
3. The NTS/HEATH H-89 Microcomputer features floppy disk storage, "smart" video terminal, two Z80 micro-processors, 16K RAM memory, expandable to 48K.
4. The NTS/HEATH GR-2001 Digital Color TV (25" diagonal) features specialized AGC-SYNC muting, filtered color and new solid-state high voltage tripler rectifier.

NTS NATIONAL TECHNICAL SCHOOLS

TECHNICAL-TRADE TRAINING SINCE 1905
Resident and Home-Study Schools
4000 SO. FIGUEROA ST., LOS ANGELES, CA. 90037



NATIONAL TECHNICAL SCHOOLS

4000 South Figueroa Street. Dept. 205-021
Los Angeles, California 90037

Please rush FREE color catalog on course checked below

- | | |
|---|---|
| <input type="checkbox"/> MicroComputers/MicroProcessors | <input type="checkbox"/> Auto Mechanics |
| <input type="checkbox"/> Communications Electronics | <input type="checkbox"/> Air Conditioning |
| <input type="checkbox"/> Digital Electronics | <input type="checkbox"/> Home Appliances |
| <input type="checkbox"/> Industrial Technology | <input type="checkbox"/> Color TV Servicing |

Name _____ Age _____

Address _____

Apt. _____ City _____

State _____ Zip _____

- Check if interested in G.I. information.
 Check if interested ONLY in classroom training in Los Angeles.

Albia Electronics

NEW...

LOW COST CAPACITANCE METER MODULE!!



NOT A KIT

Completely assembled and tested... for only

\$4995

INSTANT ORDER INFORMATION BELOW!

Connect this high-quality Albia Capacitance Meter Module Model DM-8 to your digital multimeter and turn it into a Digital Capacitance Meter — the low cost way!

- Push to read range (button) from 1 pf to 20,000 Mf.
- Zero calibration control
- In one easy to use, self-contained package
- Battery powered (with "push to read" battery saver)

IN STOCK! IMMEDIATE DELIVERY!

LOW COST HIGH FREQUENCY COUNTER

NOT A KIT



The Albia Model DM-7, 8 Digit High Frequency Counter is easy to use, switch selectable time base input by a single BNC, nothing to build — nothing more to buy!

- 5 Hz to 550 MHz
- 8 big easy-to-read .43" High Intensity LED display
- Crystal (± 3 ppm @ 25°C) Controlled 0.1 or 1.0 sec. gate times
- Convenient bench top size (7"x10"x3") durable attractive case

NEVER BEFORE AT THIS LOW PRICE

\$11995

COMPLETELY ASSEMBLED • PRE-CALIBRATED • PRE-TESTED

NOT A KIT



NEW ALBIA DESIGN-MATE CIRCUIT DESIGNER

Albia Quality Hardware — Your Ideas — not a kit — pre-wired pre-tested — don't let this price fool you. This is a high quality, high IC capacity, portable self-contained circuit designer — includes:

- Control switches and buffered LED logic indicators.
- Plug-in your IC's into solderless breadboards, tie-in power and ground, connect your logic switches and LED indicators — FAST, EASY TO USE!
- All interconnections between LED's, switches, and circuits via 22-26 solid wire.
- Self-powered, in one compact, good looking and durable carrying case.
- Ideal for home experiments, the laboratory and students.
- Battery (4 1 1/2 Volt C cells*) or AC powered provides economical bench use or convenient portable use. Available in two models.

Albia Model DM-5A containing 4 LED's and 4 logic switches

\$4995

Albia Model DM-5 contains 8 LED's and 8 logic switches

\$6495

*Batteries not included.

INSTANT ORDER INFORMATION BELOW!

ALBIA'S ECONOMY DIGITAL DM-9 MULTI-LOGIC COMPATIBLE 5-15VDC PROBE

The features are many on this quality Albia's test instrument; will detect low repeat rate pulses (up to 1.5 MHz); detects low, high or pulsed logic levels with a minimum detectable pulse width of 300 nsec. Easy-to-interpret 3 LED readout. Built-in over-voltage and reverse polarity protection.

\$2695

IMMEDIATE DELIVERY... NOT A KIT

ALBIA EXTERNAL REGULATED, SHORT PROOF ADAPTER

Model DM-5B, supplies up to 300 Milliamps at 5V, saves batteries... ONLY

\$1995

REGULATED TRIPLE POWER SUPPLY BARGAIN PRICED ALBIA MODEL DM-6

A fully assembled and tested power supply that provides a solid, fully wired triple power supply including fixed 5V @ 1 Amp, 5V to 15V @ 0.5 Amp, and -5V to -15V @ 0.5 Amp — all supplies regulated, short proof. Each supply has short indicator LED. Complete and ready for use in a durable (8"x6"x3 1/2") metal case.

\$7995



FREE!! BIG 1981 SALE CATALOG

42 pages of exciting bargains! Send today!!



ALBIA SATISFACTION WARRANTY:

If for any reason, whatsoever, you are not completely satisfied with your purchase, return it within 30 days of purchase date for a full refund — it's as simple as that!

FOR FAST AND DEPENDABLE DELIVERY SERVICE CALL COLLECT: 1-203-467-5590

9 A.M. to 5 P.M. E.S.T.

WE ACCEPT MASTER CHARGE, VISA AND AMEX CREDIT CARDS

Connecticut Residents add 7 1/2% Sales Tax • Prices shown in U.S. currency only, Foreign orders add 15%.

ALBIA ELECTRONICS INC


24 Albia St. • New Haven, CT 06512

POSTAGE & HANDLING	ADD
ORDERS UP TO \$10.00	\$1.75
\$10.01 - \$25.00	2.25
\$25.01 - \$50.00	2.75
\$50.01 - \$100.00	3.25
ORDERS OVER \$100.00 WITHIN UNITED STATES	N/C

FREE ALBIA "SURPRISE PACKAGE" WITH EVERY ORDER RECEIVED by February 25, 1981

LOW-COST POWER SUPPLIES FROM RECYCLED AC ADAPTERS

BY RALPH TENNY



How to check out and use modules that clutter your junk box

AC ADAPTERS for operating portable equipment such as radios, tape decks, calculators, or shavers from the power line instead of the usual batteries represent an often unrecognized resource for the electronics experimenter. The chassis for a project can often be made smaller and cheaper if one of these devices is used to supply operating power. And if small children are involved in any way with the project, the isolation from the power line provided by the adapter can be a safety factor. In addition, one adapter can power several projects if they are not all in use at once. Best of all, you probably have several of these devices left over from old, discarded appliances.

Types of Units. Since adapters are designed to reduce the nominal 117 volts at the wall socket to a lower voltage, all of them contain a small low-power transformer. There are two basic outputs from these devices; ac only or some form of dc. To identify the output, read the label on the case. If the label cannot be read, an oscilloscope across the output with a light resistive load (1 to 5 k Ω) will quickly identify it. An ac-only device will display a line-frequency sine wave, while a dc-output device that incorporates filtering will show a dc level with a small amount of ripple. If there is just a rectifier with no filtering, a line-frequency half sine indicates half-wave rectification while a series of half sines

at twice the line frequency indicates full-wave rectification.

Testing. The setup used for testing ac and dc output adapters is shown in Fig. 1. The only practical difference between the two types is that a rectifier is used with the ac device.

With the load resistor disconnected, the supply will deliver its maximum dc voltage (1.41 times the rms value of the transformer output voltage). Construct a graph with voltage on the vertical axis and current on the horizontal axis. The upper end of the voltage axis is marked with the maximum (unloaded) voltage from the test circuit; from that point to the bottom (where this line joins the current axis) divide the voltage axis evenly into volts and parts of volts.

Ohm's Law ($R=E/I$) is used to determine the value of load resistor used. If, for example, the dc output is 15 volts, a 15,000-ohm resistor will draw 1 mA, a 1500-ohm resistor 10 mA, and a 150-ohm resistor 100 mA. If we wanted to start the current plot at, say, slightly under 10 mA, then a potentiometer (5-watt) having a value of 2000 to 2500 ohms will be required. To avoid burning out the module when the pot is set toward its low end, connect a 150-ohm, 2-watt resistor in series with the potentiometer to limit current flow to 100 mA. This latter resistor can be reduced if the supply proves capable of delivering more than 100 mA.

Adjust the potentiometer until the current meter indicates 10 mA. Observing both meters, plot the voltage and current on the graph. Reduce the potentiometer resistance until 15 mA is flowing. Plot the voltage and current again. Repeat these steps until you have sufficient data to construct a curve like that in Fig. 2. During these tests, make sure that the transformer does not overheat (though it may feel warm to the touch), indicating excessive current drain.

An oscilloscope connected across the output of a dc supply may show considerable ripple, particularly if the supply uses a half-wave rectifier or is heavily loaded. To reduce this ripple, add more filter capacitance. As a general rule of thumb, doubling the capacitance will halve the ripple.

The graph you have drawn will give a close estimate of output voltage at any given load current. In addition, it allows you to determine regulation (the degree to which the voltage varies with load). This is expressed as the percentage of the open-circuit voltage measured with maximum output current. Thus, the curve shown in Fig. 2 indicates regulation of 48%. The higher the regulation, the better the supply.

Before an adapter is used to power a project, it should be tested under load for an hour or more. If the exterior case gets too hot to touch comfortably, a hazard may exist, and a higher capacity adapter should be used.

AC Circuits. Four typical rectifier circuits for use with ac-only adapters are shown in Fig. 3. A full-wave rectifier like that in Fig. 3A can be had as an encapsulated module or synthesized from discrete silicon diodes. A filter capacitor is added to smooth the output and produce useful dc. For low-current applications where cost is a big factor, a half-wave rectifier circuit can be used. This is shown in Fig. 3B. The voltage doubler (Fig. 3C) and tripler (Fig. 3D) will deliver two and three times, respectively, the open-circuit voltage of a half-

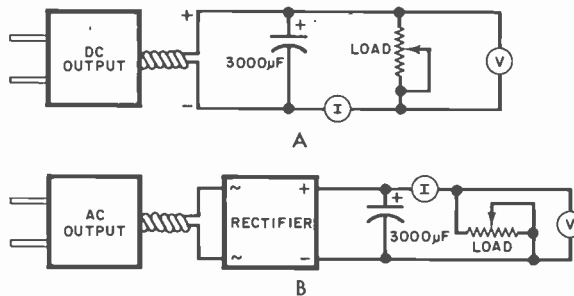



Fig. 1. The difference between the test circuit for an ac and dc adapter is the rectifier required by the ac version.



Rectifier and regulator on prototype board.

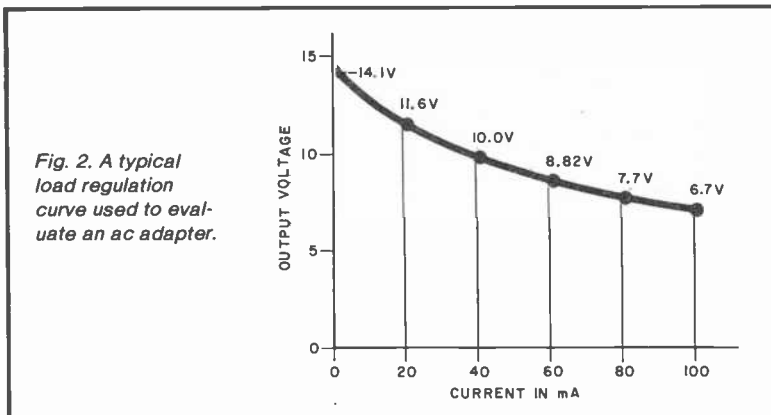


Fig. 2. A typical load regulation curve used to evaluate an ac adapter.



Ac adapter used as a trickle charger for automotive battery.

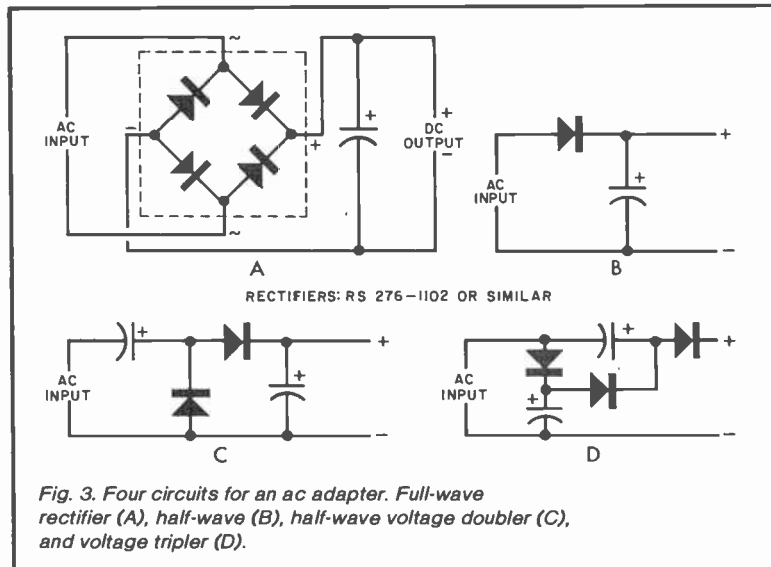


Fig. 3. Four circuits for an ac adapter. Full-wave rectifier (A), half-wave (B), half-wave voltage doubler (C), and voltage tripler (D).

wave supply but with only small currents. In addition, they have very poor voltage regulation and excessive ripple unless very large valued filter capacitors are used.

DC Circuits. These types of adapters usually have some internal filtering, but for good results require about 1000- μ F of external filtering. To improve voltage stability under load, an external regulator module can be added. The most convenient type of regulator to use is a

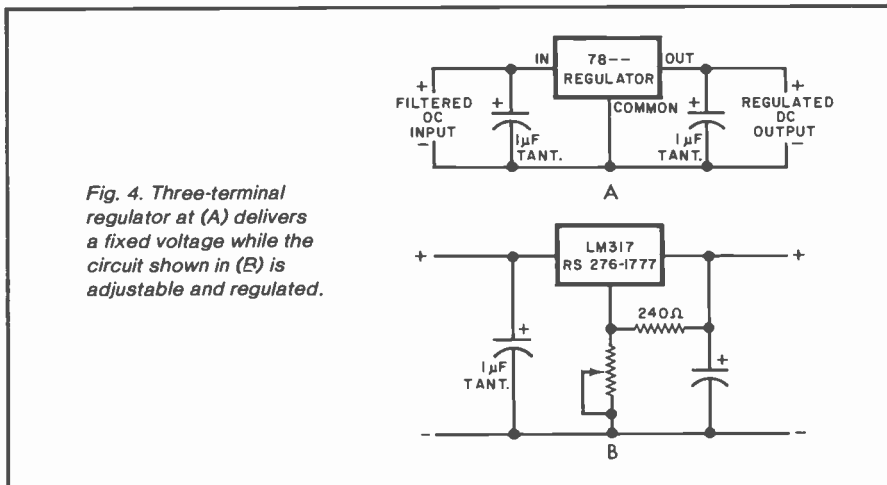


Fig. 4. Three-terminal regulator at (A) delivers a fixed voltage while the circuit shown in (B) is adjustable and regulated.

three-terminal device such as the 7805, 7809, or 7812. These accept up to 35 volts input and deliver 5, 9, and 12 volts respectively. A typical circuit is shown

in Fig. 4A. This circuit is ideal for non-critical, low-power applications, and is inexpensive. Three-terminal regulators are very rugged, and have internal cir-

cuits to protect them from overheating and overload. Keep in mind that the input voltage to the regulator must be at least 2.5 volts higher than the desired output voltage with maximum current drawn from the supply.

The graph of Fig. 5 illustrates a dc source applied to a 9-volt regulator with the ripple voltage added. Note that as the output current increases, the output voltage comes closer to the desired regulated voltage. At some current, the regulator input voltage will intersect the lower edge of the ripple band. This then becomes the maximum allowable output current for this particular combination. This curve illustrates the need for load testing a finished supply.

By using a "third generation" three-terminal regulator such as that shown in Fig. 4B, a variable regulated voltage from about 1.2 volts to the input voltage minus 2.5 volts can be built.

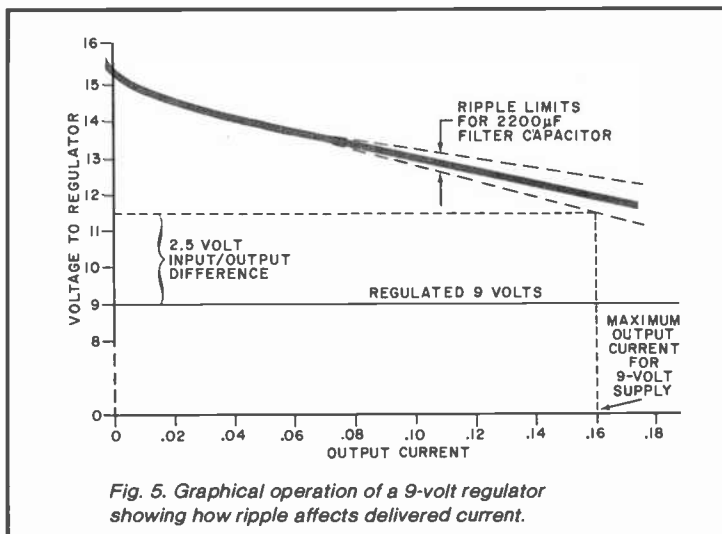


Fig. 5. Graphical operation of a 9-volt regulator showing how ripple affects delivered current.

Multi Voltages. Circuits requiring more than one dc voltage are shown in Fig. 6. For a dc adapter, the simplest approach is Fig. 6A. This circuit delivers 12 and 5 volts, both regulated. An ac adapter can use the circuit shown in Fig. 6B to deliver both a positive and negative voltage. If desired, a 7905 can be used in the *negative* line to deliver regulated -5 V, while a 7805 in the *positive* line delivers regulated $+5$ V. The circuit in Fig. 6C can deliver both positive and negative voltages if the output of the dc adapter is about two V higher than the sum of the two output voltages. The LM317 is set to the sum of the two voltages, while the 741 op amp forces the two transistors to sink current from both loads. This creates a common line that is treated as the circuit ground. This circuit can be used to create positive and negative voltages of equal or unequal magnitude, depending on the ratio of $R1$ to $R2$. Both voltages will be as well regulated as the output from the regulator.

A negative voltage may be generated from a positive supply by a circuit called a "charge pump" as shown in Fig. 6D. This circuit uses alternate cycles of the transformer voltage to charge $C2$ via $D1$. The other half cycle, selected by $D2$, turns on $Q1$. When $Q1$ is turned on, the charge on $C2$ is dumped via $D3$ into $C3$, creating a negative voltage. With the values shown, this circuit has about 30% regulation.

A perusal of the many books covering power supplies will show a number of other circuits that can be adapted for use with ac and dc output power line adapters. With this information, it is possible to salvage most of those previously useless ac and dc adapters. ◇

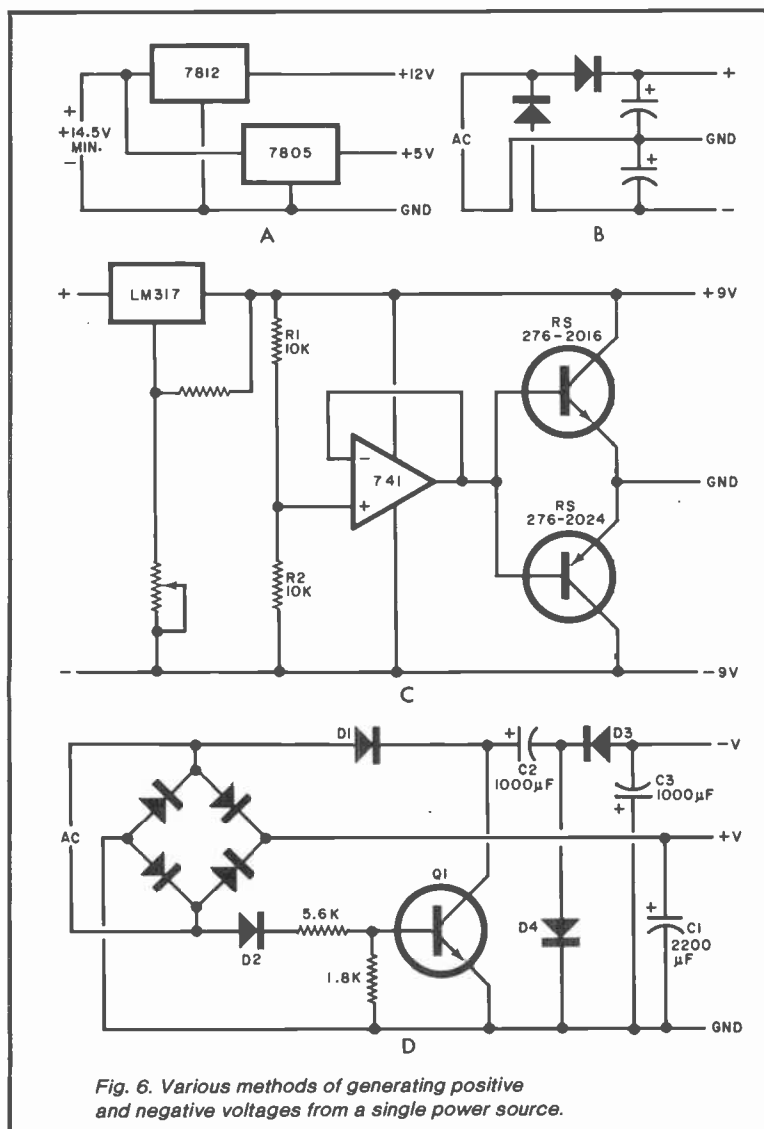
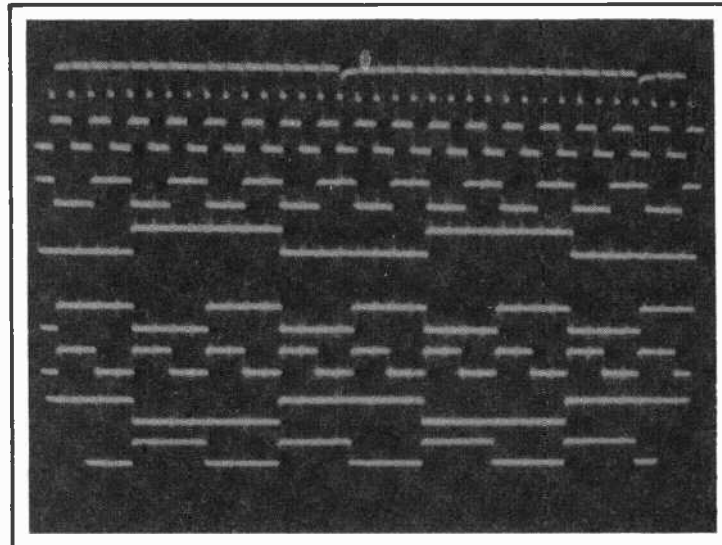


Fig. 6. Various methods of generating positive and negative voltages from a single power source.

*A low-cost circuit provides up to 16 logic displays
on single-trace oscilloscopes*

HOW ORDINARY OSCILLOSCOPES CAN DISPLAY MULTI-CHANNEL LOGIC SIGNALS



BY LES SOLOMON
Senior Technical Editor

DIGITAL logic circuits, whether they are in a simple counter or a complex computer, are formed from interlocking networks of gates and flip-flops. Observing such circuits as they operate is possible with a logic probe, a dc voltmeter, or a scope. But since a logic probe or voltmeter can monitor but one signal at a time and the operation of digital circuits depends on the time relationships between a large number of signals, these instruments are of little help. A dual-trace scope does little better as it can be used to monitor only two signals.

What is needed is a way to monitor many signals simultaneously. The obvious solution, a logic analyzer, is costly. However, by taking advantage of some low-cost, readily available ICs, it is possible to construct a very inexpensive logic state analyzer that can display eight vertically displaced discrete traces on a conventional single-trace scope. Each trace will display the signals present on a selected input line. Thus, the timing of up to eight different points within a circuit can be simultaneously observed. The basic circuit is shown in Fig. 1.

Circuit Operation. The "heart" of the circuit is a 1-of-8 data selector that can accept eight TTL inputs and, via an internal address decoder, place one of the eight at a time on the chip output line. The inputs are selected by applying a digital code from 000 to 111 to the three address inputs of the data selector. When the enable pin (7) is held low, the chip operates normally.

The three address lines are driven from a counter (a divide-by-sixteen 7493, a decade 7490, or almost any

other counter). When the clock input is driven, the three address outputs cycle continuously through the digital code.

The eight traces are developed from the three address lines by a rudi-

mentary D/A converter formed by $R1$, $R2$, and $R3$ connected to the upper end of $R5$. When an address line goes high, current flows through the associated resistor and $R5$ to ground, developing a voltage across $R5$. With the circuit shown, an 8-step waveform is present for application to the scope vertical input.

Note the relationship between the weighted outputs of the counter and the associated resistors. If the scope horizontal sweep is properly adjusted, eight discrete traces will appear on the display. As a point of interest, slightly reducing the value of $R1$ will produce a small gap between the upper and lower four traces so that two "nybbles" can be displayed.

Resistor $R4$ is connected between the output of the data selector and the D/A converter. The value of this resistor determines the amplitude of the data selector output signal. Scope sync can be taken from the system clock or from other points in the countdown chain. If the clock is very fast, a 7490/7493 or equivalent divider can be used ahead of the main counter.

Eight traces are usually the limit for observation on a 5" scope CRT. However, if your scope has sufficient writing speed and you wish to display 16 traces, substitute a 74150 (1-of-16 data selector) for the 74151. Add an 8000-ohm resistor to the new address line and the top of $R5$. Note that theoretical resistor values are specified in the circuit. Use nearest standard values.

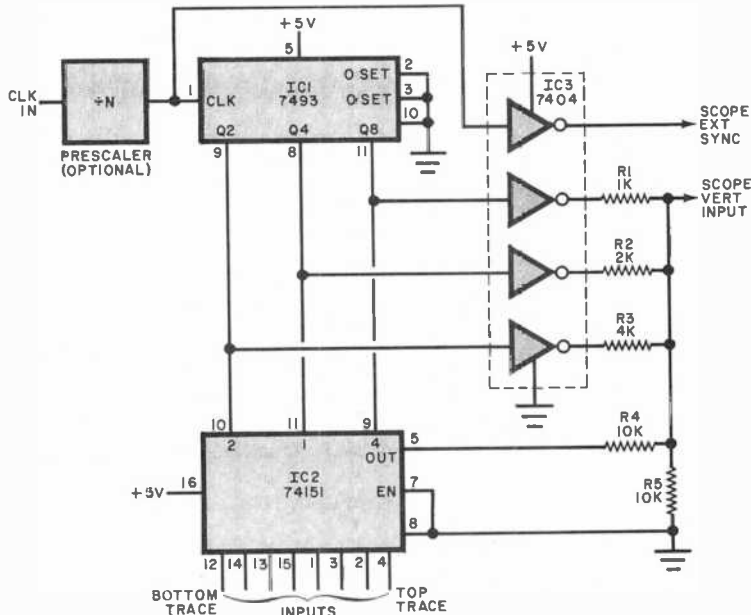


Fig. 1. Rudimentary D/A converter creates an eight-step waveform. Scope sweep adjustment produces eight traces.

PARTS LIST

- IC1—7493 divide-by-16 counter
- IC2—74151 1-of-8 data selector
- IC3—7404 hex inverter
- R1—1-k Ω , 1/2-W resistor
- R2—2.2-K Ω , 1/2-W resistor (see text)
- R3—4.7-K Ω , 1/2-W resistor (see text)
- R4, R5—10-k Ω , 1/2-W resistor
- Misc.—Optional prescalers, scope connectors, 8-lead ribbon cable (color coded), grommets, suitable enclosure, miniature test clips (Radio Shack 270-372, Calectro F2-916, or similar), 14- or 08 16-pin IC clamp on, mounting hardware, etc.

Construction. The simple circuit can be assembled on a small perforated (or a home-made pc) board, leaving room for two or three optional ICs. The basic circuit consists of IC1, IC2, IC3 and the five resistors.

Once assembled, the board can be mounted in a small enclosure; and, if desired, a low-power 5-volt supply can be added. Since the basic circuit requires about 72 mA, the analyzer can be powered from the circuit under test.


The scope sync and vertical input connectors can be mounted anywhere on the enclosure, while the 8-lead ribbon cable (one lead for each data selector input) exits via a grommetted hole. The +5-volt, ground, and clock leads exit via their own protected hole.

The 11 leads can be terminated as desired. The prototype used miniature test clips (Radio Shack 270-372, Calectro F2-916, or similar) to make the closely spaced IC pin connections. To examine a single IC, a 14- or 16-pin IC clamp-on may be used. When using such a clamp-on, the +5 volts and ground can be taken from the IC. Some form of identification must be used on each of the eight data leads.


Use. Connect the status analyzer to the +5 volts, ground, and clock of the circuit under test. Connect the analyzer ground and output to the scope ground and vertical input, and the sync to the scope external sync input. With operating power applied, adjust the scope sweep for eight discrete traces.

Any or all of the eight analyzer inputs can be connected to the logic under test. Adjust the scope sweep and sync for a stable display. Once this is done, the value of R4 can be selected for the desired signal height on the traces. To avoid confusion, make sure that the signals do not overlap. Resistor R5 can be selected for a convenient signal level input for the scope.

Although this circuit is realized with TTL chips, a resourceful experimenter could build one using CMOS logic, following the same approach. \diamond



Display of eight traces from a typical counter.



Sixteen-trace synthethis using a dual trace scope.

Build a Diode Temperature Probe

Low-cost sensor gives temperature reading on a DMM

IF YOU own a digital multimeter (DMM), it can be made to give temperature readings for a small expenditure in parts and effort. When a small forward bias is applied to a conventional silicon diode, the voltage drop across the diode junction changes at a rate of about 1.25-mV/°F (2.24-mV/°C). Thus, a low-cost and readily available diode such as the 1N914 can be used as a temperature probe.

The bridge circuit shown in Fig. 1 works in conjunction with the sensor diode and a DMM on the 200-mV (low temperature) or 2-volt (high-temperature) dc voltage ranges. The displayed digits are the temperature. Note that in Fig. 1, two values are shown for R_2 , R_4 , R_6 , and R_7 . The values in parenthesis are for Celsius operation, while the others are for Fahrenheit. Capacitor C_1 is used to bypass stray signals that may be picked up on the leads.

Construction. The circuit can be assembled on a small printed-circuit or perforated board. The small circles at C_1 indicate the need for a pc pad, or WireWrap pin to make the connections to the remote diode.

To make the temperature probe safe for liquid immersion, the arrangement shown in Fig. 2 is used. Preform a short length of vinyl tubing, fill it with epoxy, and "thread" it up the diode leads to make contact with the diode body. Allow the epoxy to thoroughly cure. If desired, a length of heat-shrink tubing may be used. In either case, leave a short length of diode lead exposed for soldering to the flexible cable.

Slide a short length of heat-shrink tubing over the covered diode leads, solder each diode lead to the flexible cable, and then fit the tubing over the

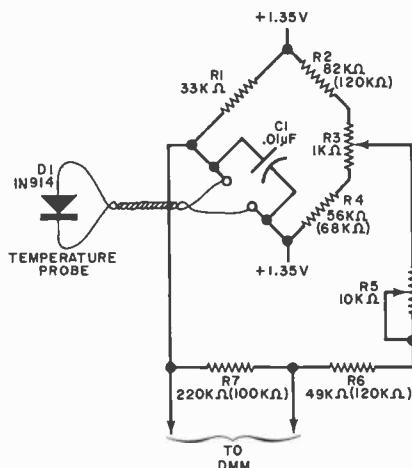


Fig. 1. Diode is one leg of a Wheatstone bridge connected to DMM.

PARTS LIST

- C1—0.01- μ F disc capacitor
- D1—1N914 silicon diode
- R1—33 k Ω , 1/2-W resistor
- R2—82 k Ω (F) or 12 k Ω (C) 1/2-W resistor
- R3—1-k Ω pc-mount potentiometer
- R4—56 k Ω (F) or 68 k Ω (C) 1/2-W resistor
- R5—10 k Ω pc-mount potentiometer
- R6—49 k Ω (F) or 120 k Ω (C) 1/2-W resistor
- Misc.—1.35-volt battery and holder, vinyl or heat-shrink tubing, flexible two-conductor cable, epoxy, solder, etc.

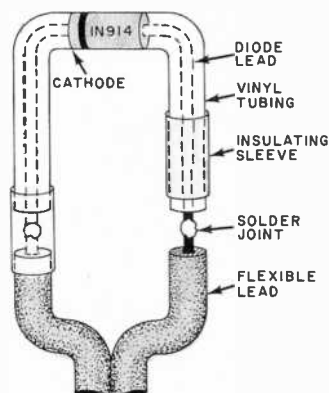


Fig. 2. To make probe immersible, vinyl tubing is added around leads.

solder joint. Shrink the tubing to make a tight fit.

Calibration. The resistance values for R_2 - R_4 and R_6 - R_7 are not critical, but their ratios are. Perform the following calibration tests before changing any resistance value.

Potentiometer R_3 balances the bridge to indicate 32°F (0°C) at this temperature. Potentiometer R_5 is used to reduce the 1.25 (2.24) mV/degree to exactly 1 mV/degree and is also used to set the upper range point.

With R_3 and R_5 at their center of rotation, immerse the diode probe in a container of finely shaved or crushed ice. Adjust R_3 to produce a DMM indication of 32 (°F) or 0 (°C). Place the DMM in the 2-volt dc range, immerse the probe in a container of boiling water, and adjust R_5 for a DMM indication of 212 (°F) or 100 (°C).

If you find that R_3 is at one end of its rotation, add a parallel resistor in the megohm range across either R_2 or R_4 , depending on the location of the wiper of R_3 . If R_5 is at one end of its rotation, add a parallel resistor (also in the megohm range) across R_6 or R_7 . If desired, a 10-turn trimmer potentiometer can be used for each of the fixed resistors and preset for the correct ratios.

Since the DMM will also indicate negative voltages, it will similarly indicate temperatures below those at which it is calibrated. Also, the diode can operate at temperatures above 212°F, which is about the limit for the plastic insulation used for the diode leads, so a plastic with a higher temperature rating can be used to liquid-proof the sensor. Or, without such protection, the sensor can be used for dry, or contact, temperature measurements. \diamond

NOW SONY TEACHES YOU THE THEORY BEHIND VIDEO COLOR SYSTEMS AT THE TOUCH OF A BUTTON.

It's a whole new way of getting an education in color video technology—Sony-style.

The classroom is home or shop. The seat—your most comfortable. The hours—your own. The method—five videocassettes and five accompanying booklets that make up a complete, self-paced learning program. With Sony teaching.

Called "Color Systems," this second course in Sony's Video Fundamental Series is designed for those who require a thorough background in all aspects of color theory as it applies to the video industry today.

You'll see clear demonstrations that unravel the mysteries of color circuitry—from cameras to CRT's. You will learn about the equipment and signals used for testing, plus useful techniques for troubleshooting color video systems. Each cassette comes with its own study booklet, whose self-review questions show you when you're on top of the material and ready to move on.

You can order a preview tape, individual tapes on a specific subject or the entire Color Systems course in Betamax or U-matic format.

Course Contents: 1. Properties of Color. 2. Color Camera Systems. 3. Video Display Systems. 4. Encoding NTSC Color. 5. Decoding NTSC Color.

Whether you own, sell or service video equipment, or have an overall electronics background, "Color Systems" will make you thoroughly at home in the world of color video technology.



SONY COLOR SYSTEMS COURSE

I'm interested in learning color video technology. Please send me:

COLOR SYSTEMS SERIES—COMPLETE

(5 cassettes/booklets, customized album and binder supplied)

Betamax 1 hr. 2 hr. \$295.00
Regular Price \$330.00
 3/4" U-matic \$355.00
Regular Price \$405.00

INDIVIDUAL LESSONS

(Price per cassette/booklet)

Betamax 1 hr. 2 hr. \$66.00
 3/4" U-matic \$81.00

Circle lesson # and indicate quantity desired in space provided.

1 ____ 2 ____ 3 ____ 4 ____ 5 ____

PREVIEW TAPE

Betamax 1 hr. 2 hr. \$12.50
 U-matic \$28.00

Add appropriate sales tax and \$1.75 per cassette (\$8.75 for complete course) for handling and shipping. (UPS in continental U.S. If outside, add \$30.00 for Export Charges, plus Collect Freight Charges: special handling is extra.) For phone orders, call (213) 537-4300, x331, or visit your local SONY Video Products Dealer.

We honor VISA and MasterCard via phone or mail.

Name _____

Address _____

City _____ State _____

Zip Code _____ Phone # _____

VISA/MasterCard Number _____ Exp. Date _____

Signature _____

Mail to: Sony Video Products Company, Tape Production Services, 700 W. Artesia Blvd., Compton, California 90220.

Please send additional information.

NOTE: Tapes returnable if defective when received. Please allow two weeks for delivery.

SONY
Video Communications

Sony, Betamax and U-matic are registered trademarks of the Sony Corp.



A Microcomputer for everyone at a Micro Price

The **MicroAce** - a new generation of miniature computers
A COMPLETE COMPUTER for \$149.00 for 1K Kit



Post and Packing FREE
 (Add 6% Tax for Shipments inside California)

RAM (expandable to 2K on board) is roughly equivalent to 4K bytes in a conventional computer — typically storing 100 lines of BASIC. (Key words occupy only a single byte.)

The display shows 32 characters by 24 lines.

And Benchmark tests show that the MicroAce is faster than all other personal computers.

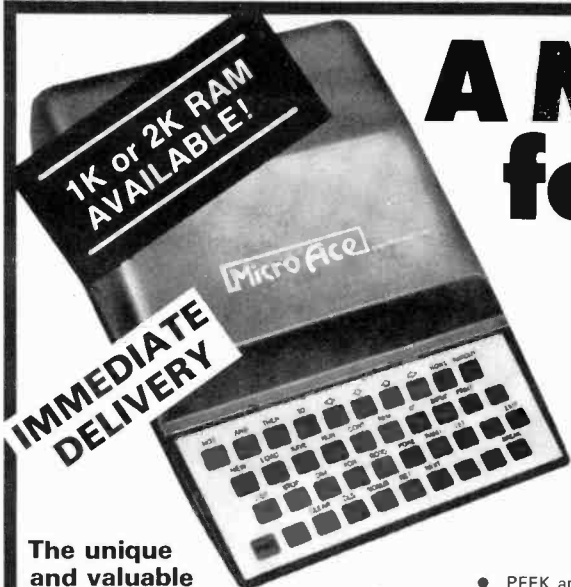
No other personal computer offers this unique combination of high capability and low price.

The MicroAce teach-yourself BASIC manual.

If the features of the BASIC interpreter mean little to you—don't worry. They're all explained in the specially-written book *free* with every kit! The book makes learning easy, exciting and enjoyable, and represents a complete course in BASIC programming—from first principles to complex programs. (Available separately—purchase price refunded if you buy a MicroAce later.) A hardware manual is also included with every kit.

The MicroAce Kit:
\$149.00 with 1K COMPLETE
\$169.00 with 2K

Demand for the MicroAce is very high: use the coupon to order today for the earliest possible delivery. All orders will be despatched in strict rotation. If you are unsuccessful in constructing your kit, we will repair it for a fee of \$20.00, post and packing FREE. Of course, you may return your MicroAce as received within 14 days for a full refund. We want you to be satisfied beyond all doubt — and we have no doubt that you will be.



The unique and valuable components of the MicroAce

The MicroAce is not just another personal computer. Quite apart from its exceptionally low price, the MicroAce has two uniquely advanced components: the powerful BASIC interpreter, and the simple teach yourself BASIC manual.

The unique versatile BASIC interpreter offers remarkable programming advantages:

- **Unique 'one-touch' key word entry: the MicroAce eliminates a great deal of tiresome typing. Key words (RUN, PRINT, LIST, etc.) have their own single-key entry.**
- Unique syntax check. Only lines with correct syntax are accepted into programs. A cursor identifies errors immediately. This prevents entry of long and complicated programs with faults only discovered when you try to run them.
- Excellent string-handling capability — takes up to 26 string variables of any length. All strings can undergo all relational tests (e.g. comparison). The MicroAce also has string input — to request a line of text when necessary. Strings do not need to be dimensioned.
- Up to 26 single dimension arrays.
- FOR/NEXT loops nested up 26.
- Variable names of any length.
- BASIC language also handles full Boolean arithmetic, conditional expressions, etc.
- Exceptionally powerful edit facilities, allows modification of existing program lines.
- Randomise function, useful for games and secret codes, as well as more serious applications
- Timer under program control.

- PEEK and POKE enable entry of machine code instructions, USR causes jump to a user's machine language sub-routine.
- High-resolution graphics with 22 standard graphic symbols.
- All characters printable in reverse under program control.
- Lines of unlimited length.

'Excellent value' indeed!

For just \$149.00 (excluding handling charge) you get everything you need to build a personal computer at home... PCB, with IC sockets for all ICs; case; leads for direct connection to a cassette recorder and television (black and white or color); everything!

Yet the MicroAce really is a complete, powerful, full-facility computer, matching or surpassing other personal computers at several times the price.

The MicroAce is programmed in BASIC, and you can use it to do quite literally anything, from playing chess to managing a business.

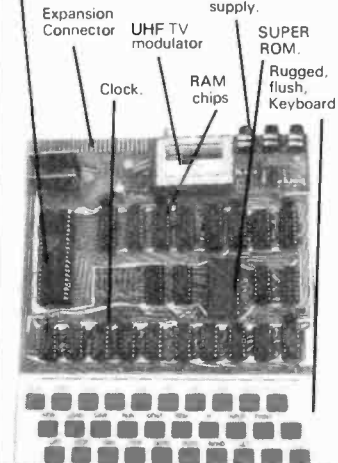
The MicroAce is pleasantly straightforward to assemble, using a fine-tipped soldering iron. It immediately proves what a good job you've done: connect it to your TV ... link it to the mains adaptor ... and you're ready to go.

Fewer chips, compact design, volume production—more power per Dollar!

The MicroAce owes its remarkable low price to its remarkable design: the whole system is packed on to fewer, newer, more powerful and advanced LSI chips. A single SUPER ROM, for instance, contains the BASIC interpreter, the character set, operating system, and monitor. And the MicroAce 1K byte

Z80 A microprocessor chip, widely recognised as the best ever made.

Sockets for TV, cassette recorder, power supply.



Your MicroAce kit contains...

- Printed circuit board, with IC sockets for all ICs.
- Complete components set, including all ICs—all manufactured by selected world-leading suppliers.
- New rugged keyboard, touch-sensitive, wipe-clean.
- Ready-moulded case.
- Leads and plugs for connection to domestic TV and cassette recorder. (Programs can be SAVED and LOADED on to a portable cassette recorder.)
- Mains adaptor of 600 mA at 9VDC nominal unregulated.
- FREE course in BASIC programming and user manual.

JOIN THE REVOLUTION - DON'T GET LEFT BEHIND - ORDER YOUR MICRO ACE NOW!!

Send Check, Money Order or quote your Credit Card No. to:
MicroAce 1348 East Edinger, Santa Ana, California, Zip Code 92705.
 or phone (714) 547 2526 quoting your Credit Card Number.

Quantity	Description	Unit Price	TOTAL
	MicroAce Kit 1K	\$149.00	
	MicroAce Kit 2K	\$169.00	
	Manual	\$10.00	
	1K Upgrade Kit	\$29.00	
Shipments inside California add 6% TAX		TOTAL	

- Amex.
- Diners
- Check
- Money Order
- Master Charge
- Visa

Card No. _____

Exp. Date _____

Name _____

Address _____

City _____ State _____ Zip _____

UNIMOD

A VERSATILE SOUND-EFFECTS GENERATOR

Battery-powered device
can create tremolo,
panning, and
ring-modulation
sounds

BY JAMES BARBARELLO



THE Universal Modulator (nicknamed "UniMod") is a versatile sound modifier for use with microphones and electric and electronic musical instruments. In essence, it is a preamplifier and amplitude modulator which can provide such effects as tremolo, automatic panning ("ping pong") and those unusual "ring modulator" sounds. Designed with the performing musician in mind, the project is battery-powered and controlled by a footswitch that cancels the sound effects when they are not wanted. Inexpensive, readily available components are used throughout, making it possible to construct the UniMod for about \$30.

About the Circuit. The schematic diagram of the UniMod is shown in Fig. 1. This circuit can be considered the interconnection of four functional blocks: an input buffer (*IC1B*); two variable-gain amplifiers or amplitude modulators (*IC2* and *IC3*); a modulating-signal generator (*IC5A* and *IC5B*); and two output buffers (*IC1A* and *IC4B*).

The input buffer is a simple unity-gain inverting summer which provides a stable load for the signal source connected to input jack *J1*. Output signals from the buffer are capacitively coupled by *C1* and *C2* to the variable-gain amplifiers. Operational transconductance amplifiers (type CA3080E) are employed in this application. The gain of a CA3080E amplifier is proportional to the voltage difference between pin 4 (the chip's negative supply terminal) and the resistor connected to pin 5. Actually, the gain is determined by the current flowing into pin 5 of the IC, so the value of the resistor connected to it also influences the gain of a CA3080E.

The negative supply terminals of the CA3080E operational transconductance amplifiers employed in the UniMod are not connected to the full -9-volt negative supply voltage. Instead, they are connected to $V_R - 4.5$ volts derived from the negative supply by a voltage divider (*R27* and *R28*). This is done so that the modulating-signal generator can fully turn off the operational transconductance amplifiers at the generator's most negative voltage swing, corresponding to 100% amplitude modulation. Potentiometers *R7* and *R13* and fixed resistors *R5* and *R11* source variable currents (remember, the CA3080E is a current-sensitive device) to pin 3 of each IC for nulling purposes.

Outputs of the variable-gain amplifiers are resistively loaded by *R9* and *R15* and buffered by *IC1A* and *IC4B*, which are unity-gain noninverting voltage followers. If the outputs of the operational transconductance amplifiers

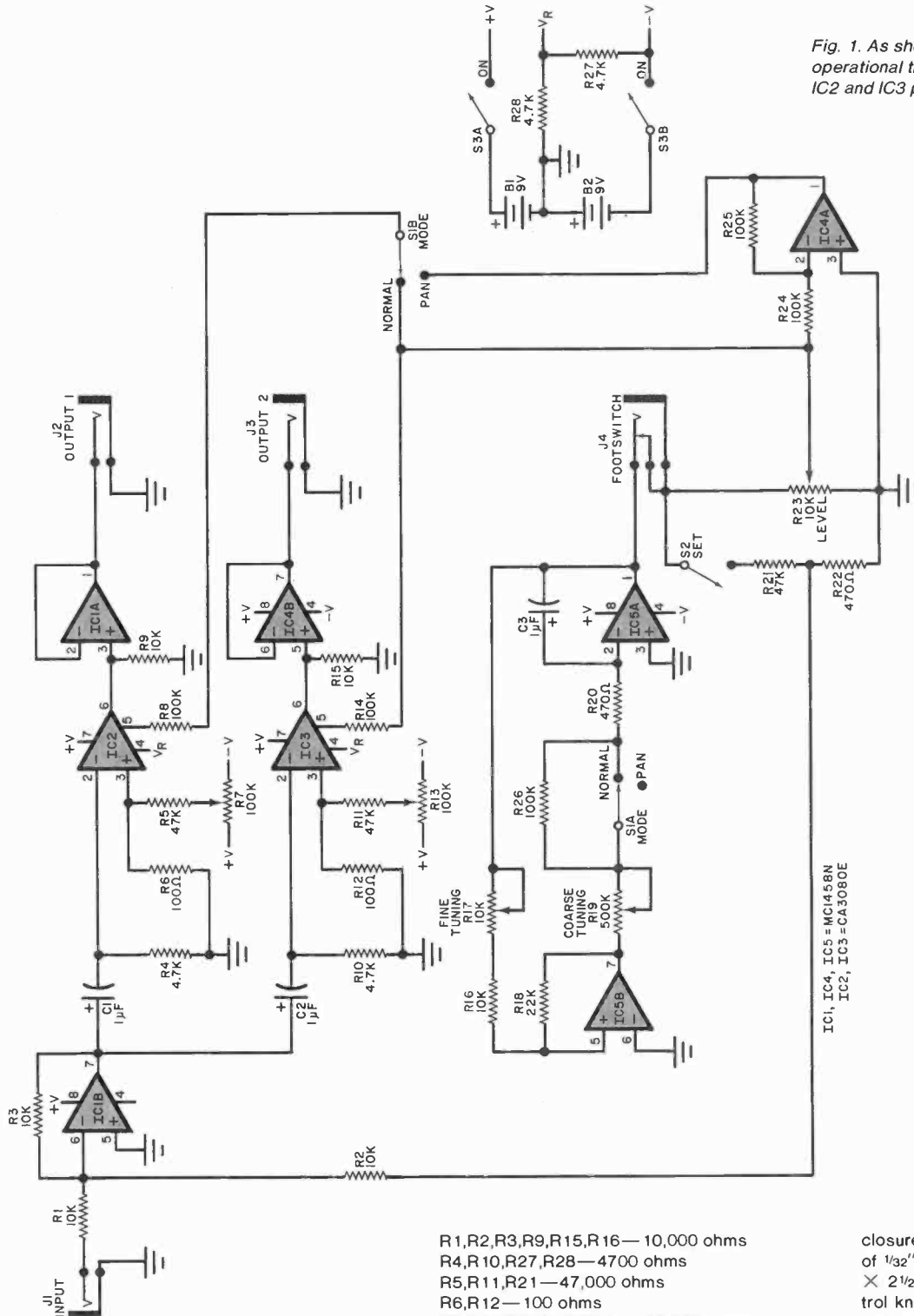


Fig. 1. As shown in schematic diagram, operational transconductance amplifiers IC2 and IC3 perform signal processing.

PARTS LIST

B1, B2—9-volt transistor battery
 C1, C2, C3—1-μF, 25-volt electrolytic
 IC1, IC4, IC5—MC1458N dual op amp
 IC2, IC3—CA3080E operational transconductance amplifier
 J1, J2, J3—phone jack
 J4—closed-circuit, insulated phone jack
 The following are 1/4-watt, 10% tolerance fixed carbon-composition resistors unless otherwise specified.

R1, R2, R3, R9, R15, R16—10,000 ohms
 R4, R10, R27, R28—4700 ohms
 R5, R11, R21—47,000 ohms
 R6, R12—100 ohms
 R8, R14, R24, R25, R26—100,000 ohms
 R18—22,000 ohms
 R20, R22—470 ohms
 R7, R13—100,000-ohm, pc-mount, linear-taper trimmer potentiometer
 R17, R23—10,000-ohm, linear-taper potentiometer
 R19—500,000-ohm, audio-taper potentiometer
 S1—Dpdt switch
 S2—Spst switch
 S3—Dpdt switch
 Misc.—Printed circuit board, suitable en-

closure (can be fabricated from a sheet of 1/2" aluminum and two pieces of 5 1/2" X 2 1/2" X 3/4" mahogany or pine), control knobs, battery clips, battery holder, phenolic stock, machine and self-tapping hardware, hookup wire, solder, etc.

Note—The following are available from BNB Kits, R.D. No. 1, Box 241H, Tenant Road, Englishtown, NJ 07726: Kit of parts consisting of etched and drilled printed circuit board and all components except case, No. UNI-E, for \$34.95; Etched and drilled pc board only, No. UNI-PC, for \$10.95. Prices include postage and handling for USA and Canada orders. New Jersey residents, add 5% sales tax.

were not buffered, the input impedances of the two channels of amplification which are driven by the UniMod could load down the outputs of the CA3080Es. If those input impedances were too low, there would be insufficient drive signal available. The buffers eliminate this problem by terminating the variable-gain amplifiers with fixed, relatively high-impedance loads. Also, they act as voltage sources with low output impedances, making it unlikely that any instrument amplifier will load them down.

The modulating-signal generator comprises both sections of IC5, an MC1458N dual operational amplifier. One half of IC5 is used as an integrator (IC5A) and the other half as a comparator (IC5B). When the output of IC5B goes from $-V$ to $+V$, the positive-going voltage step is integrated by IC5A into a ramp with a positive slope. The output of the integrator is fed back to the non-inverting input of the comparator via R16 and R17. When the ramp attains an amplitude equal to the voltage between pin 7 of IC5A and ground times the quantity $-(R16 + R17)/R18$, the comparator output switches from $+V$ to $-V$. Note that R17 in the expression just given is the effective resistance of the potentiometer, which of course depends on the setting of its control shaft.

The negative-going voltage step generated when the comparator output changes states is integrated by IC5A into a ramp with a negative slope. This ramp voltage continues to become more negative until the signal fed back to the comparator reaches that stage's trigger level. At this point, the process begins all over again.

The resulting sequence of positive and negative ramp voltages is actually a triangle wave which is tapped at the output of IC5A. The slope of the ramps and hence the frequency of the triangle wave depend on the amount of current supplied to integrator capacitor C3 via R19, R20 and R26. Potentiometer R19 functions as a coarse frequency control, allowing adjustment over the full range of the generator. Fine frequency adjustment (over slightly more than one octave) is performed by varying the setting of potentiometer R17.

Fixed resistors R20 and R26 set the upper frequency limits of the triangle-wave generator. When S1 is in its PAN position, R26 limits the maximum output frequency to approximately 30 Hz. This resistor is bypassed when the switch is in its NORMAL position, in which case the upper frequency limit (about 1000 Hz) is determined by R20.

The triangle wave which appears at the output of IC5A is passed through



Photo of author's prototype shows how pc board extends under control panel to hold switches and potentiometers.

jack J4 if either no footswitch is connected to the jack or a footswitch is connected to it and is closed. From the jack, the signal flows to LEVEL control R23 and to SET switch S2. Closing that switch connects voltage divider R21R22 to the output of the triangle generator. That fraction of the output voltage which appears across R22 is applied to input summer IC1B via R2. The triangle waveform is then amplified and delivered to the output jacks for monitoring purposes.

Potentiometer R23 passes a portion of the triangle generator output to the control input of IC3 through R14, to the NORMAL position of S1B, and to the input of inverting buffer IC4A. If MODE switch S1 is in its NORMAL position, the same modulating signal is applied to the control inputs of both operational transconductance amplifiers via R14 and R8. Note that IC4A is an inverting, unity-gain amplifier whose output waveform is 180° out of phase with respect to its input waveform. If MODE switch S1 is placed in its PAN position, the modulating triangle wave applied to the control input of IC2 is out of phase with respect to that applied to IC3. This results in an automatic panning effect—as the gain of IC2 increases and reaches its maximum value, the gain of IC3 decreases to its minimum value, and vice versa.

If a footswitch is connected to the circuit via J4 and the switch is open, the

modulation function is defeated. Triangle waves from IC5B cannot reach S2 and R23. Resistor R14 is grounded via R23, and R8 is grounded in the same way if S1 is in its NORMAL position. If the switch has selected the PAN mode, R8 is grounded via the output of IC5B, which is at ground potential. Because the value of R14 is 100,000 ohms, the resistance added by R23 is negligible (regardless of its setting) and both operational transconductance amplifiers operate at essentially maximum gain.

The integrated circuits employed in this project require a bipolar (positive and negative voltage, referenced to ground) power supply. For simplicity and ease of set-up under live performance conditions, two 9-volt transistor batteries are used to power the project. They are connected to the rest of the circuit via dpst power switch S3. For longest battery life, alkaline cells should be used for B1 and B2.

Construction. Any assembly technique is acceptable, but the author recommends the use of a printed circuit board. Shown in Figs. 2 and 3 are the etching and drilling and parts placement guides for the project's pc board. This board will not only accommodate the usual components installed on a pc board, but also the potentiometers and switches as well. At the builder's option, the latter components can be mounted

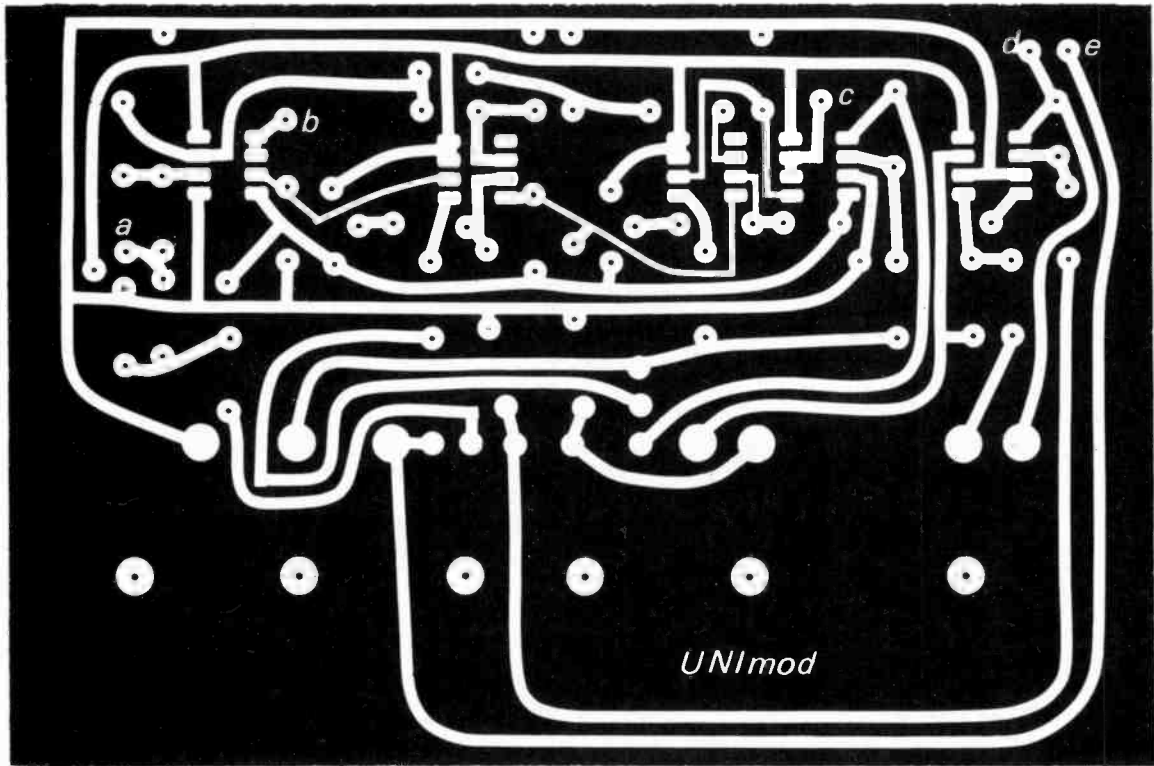


Fig. 2. Full-size etching and drilling guide for the printed circuit board for the UniMod.

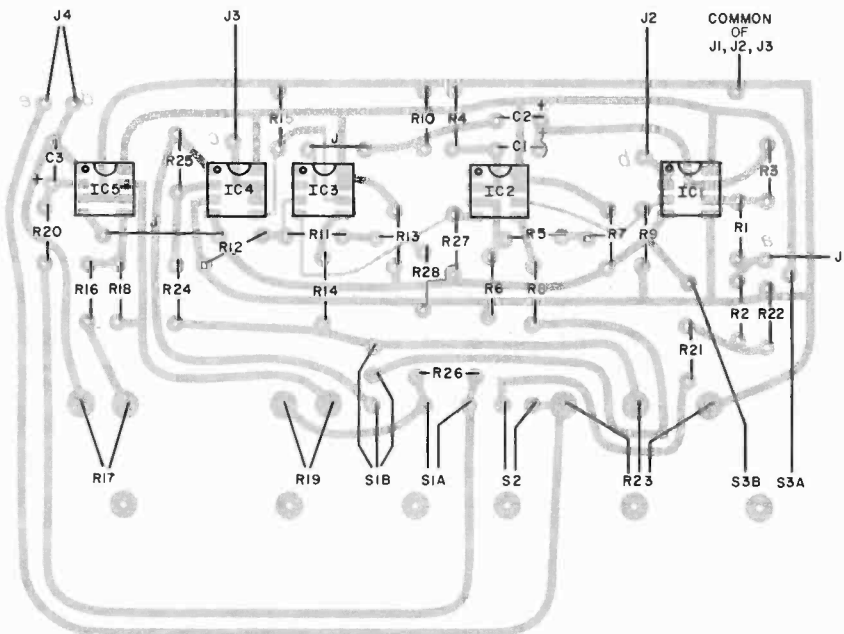


Fig. 3. Component layout for the UniMod. At bottom are markers for locations of various control switches and potentiometers.

on the project's enclosure instead.

When mounting semiconductors and electrolytic capacitors on the printed circuit board, pay close attention to pin

basing and polarity. The use of IC sockets or Molex Soldercons is recommended. Don't apply too much heat or solder when making connections, and

avoid cold solder joints and solder bridges across adjacent foils. Be sure to inspect the board carefully after all components have been mounted.

In line with the author's idea of mounting all switches and controls on the circuit board, the etching and drilling guide provides markers for locations of these components. Three large ($\frac{3}{8}$ -inch or 9.5 mm) holes will accept standard-size potentiometers. Three rectangular holes to accommodate switches can be drilled and then squared off with a small file. Alternatively, miniature toggle switches which require $\frac{1}{4}$ -inch (6.4-mm) holes can be used, in which case filing is unnecessary. The author also suggests that all unlettered pads to which wires are to be attached (as well as those for R26, which he specifies as mounted on the foil side of the board) not be drilled. Component and wire leads to these undrilled pads should be "tack" soldered. However, if you are mounting switches and jacks off the board, all pc pads should be drilled.

Interconnect the printed circuit board and wires and jacks with suitable lengths of hookup wire. Then select an enclosure for the project and mount the printed circuit board in it using pc standoffs. Switches and jacks should be mounted on the enclosure, and a bracket to retain the batteries attached to it. Unlike the other three jacks, the shell of J4 is not grounded. Therefore, if this jack is

mounted on a metallic panel along with *J1* through *J3*, an insulated jack will have to be used. Alternatively, an uninsulated jack can be employed if insulating washers are used and the hole in which the jack is mounted is drilled oversized. The insulating washers can be fabricated by drilling 3/8-inch (9.5-mm) holes in two pieces of phenolic stock 1/2-inch (1.3-cm) square.

Alignment. Connect a patch cord between output jack *J2* and the input of your power amplifier. Set the various controls and switches as follows: *R17*, FINE TUNING fully counterclockwise (for maximum frequency); *R19*, COARSE TUNING fully counterclockwise (for maximum frequency); *R23*, LEVEL fully clockwise (for maximum modulation); *S1*, MODE in its NORMAL position; *S2*, SET so that it is open; *S3*, POWER to its ON position. Then apply power to the amplifier and set its gain control at some convenient level.

You should hear a high-pitched tone through the speaker connected to the output of the amplifier. Adjust trimmer potentiometer *R7* to null out the tone. It might not be possible to eliminate the tone completely, but the correct setting of *R7* is that which results in minimum feedthrough of the tone with no signal source connected to input jack *J1*. Repeat this procedure for the other output channel by connecting the patch cord running to the amplifier to output jack *J3* and adjusting trimmer *R13* for minimum tone feedthrough.

Next, close switch *S2*. You should hear the tone that was just nulled. Rotate COARSE TUNING *R19* clockwise, noting that the pitch of the output signal decreases. Similarly, rotate FINE TUNING control *R17* counterclockwise, noting a decrease in pitch. Rotate LEVEL control *R23*, increasing the volume of the tone from minimum to maximum as the control is rotated clockwise. Connect a normally open footswitch or pushbutton switch to jack *J4*. The tone will only be heard when the footswitch is depressed. This completes initial alignment and checkout. Return *S2* to its open position and you're ready to begin experimenting with the UniMod.

Use. The three principal sound effects that the UniMod can provide are automatic panning, tremolo, and amplitude modulation by an adjustable tone (similar to the effect produced by driving one input of a balanced modulator with the output of an oscillator). Let's examine each in turn.

Automatic panning requires two channels of amplification and two

speaker cabinets. One amplifier's input should be patched to jack *J2*, the other amplifier's input to *J3*. For maximum effect, the speaker cabinets should be at least six feet (two meters) apart. Connect your musical instrument to input jack *J1* and place MODE switch *S1* in its PAN position. Depending on the settings of the TUNING and LEVEL controls, the sound will bounce back and forth between the two speakers at a given rate and to a certain degree. Increasing the frequency of the modulating triangle wave will cause the signal to "ping pong" faster. Adjusting the LEVEL control for more amplitude of the modulating signal will enhance the intensity of the "ping pong" effect, causing one operational transconductance amplifier to exhibit more gain at the same time that the other exhibits less gain.

Only one channel of amplification and one speaker cabinet are required for tremolo operation, but two can be used. For single-channel operation, follow the auto pan instructions just given but patch the input of a single amplifier to either output jack (*J2* or *J3*). Place *S1* in its PAN position and adjust the controls for the desired effect. If two channels are to be used, interconnect them and the UniMod as previously described but place *S1* in its NORMAL position, adjusting *R17* and *R19* for a modulating signal frequency of between 2 and 30 Hz. Again, the intensity of the effect is governed by the setting of *R23*.

"Balanced modulator" effects can be obtained with either one or two channels of amplification. For dual-channel operation, all controls are set as for dual-channel tremolo except that the COARSE and FINE TUNING controls should be adjusted to generate a modulating frequency in the audible range. When this is done, the input signal will be modulated by an audible signal, producing sum-and-difference modulation products. Many interesting effects such as gong and chime sounds can be generated in this manner. If only one amplifier is used, place *S1* in its NORMAL position, take output signals from either *J2* or *J3*, and adjust the LEVEL and TUNING controls for the desired effect.

Practice with the various modes of UniMod operation to get an appreciation of what this versatile little sound effects box can do. Experiment with the various controls, making notations of the various combinations of settings that particularly interest you. Finally, remember that the UniMod is battery powered. Use alkaline cells for maximum useful life and be sure to open power switch *S3* when UniMod is not being used. ◇

WANT AUTO- RANGING?



AWS EZ 6100

AND...

- An unprecedented five-year warranty
- Pricing as low as \$105
- 3 1/2 digit display
- Autoranging on Volts and Ohms
- Continuity buzzer (Model EZ 6100)
- Range hold (Model EZ 6100)
- Autopolarity
- Automatic indication, unit and signs
- Feather touch button to select AC/DC - Lo Ω/Ω function
- Low battery warning sign
- Safety fused

EZ 6100	
DCV 0-1000	5-Autoranges
ACV 0-600	4-Autoranges
DCMA 0-200	2-Ranges
ACMA 0-200	2-Ranges
Ω 0-2000KΩ	5-Autoranges
Low Power Ω	0-2000KΩ
4-Autoranges Plus Continuity Buzzer	
EZ 6200	
DCV 0-1000	5-Autoranges
ACV 0-600	4-Autoranges
DCMA 0-200	1-Range
ACMA 0-200	1-Range
Ω 0-2000KΩ	5-Autoranges
Low Power Ω	0-2000KΩ
4-Autoranges	

- Order AWS EZ 6200... \$105
- Order AWS EZ 6100 with continuity buzzer and range hold \$142
- Order AWS C-30 Ever-Ready carrying case \$20
- For ordering information call toll-free: 800-645-5398

**A.W. SPERRY
INSTRUMENTS INC.**
The Measurable Advantage.
245 Marcus Blvd., Hauppauge, N.Y. 11787

BUY ONE of these great professional books when you join the



THE BYTE BOOK OF PASCAL Edited by Blaise W. Liffick. 340 pp., illus. In this timely book you get up-to-date *Byte* articles on the subject—from a general introduction to system hardware—from top experts in the field. Includes two versions of a Pascal compiler, one written in BASIC and the other in 8080 assembly language ... a p-code interpreter written in both Pascal and 8080 assembly language ... Pascal vs. COBOL ... a chess-playing program ... an APL interpreter ... and more.
789/673 Pub Pr., \$25.00 Club Pr., \$19.95

AUTOMATIC DATA PROCESSING HANDBOOK. Edited by The Diebold Group. 976 pp., 269 illus. Written by a staff of internationally recognized authorities on ADP, this comprehensive handbook explains systems, programming and the languages, communications processes, and the design and installation of today's computers.
168/075 Pub Pr., \$44.95 Club Pr., \$31.50

SOFTWARE ENGINEERING Edited by Randall W. Jensen and Charles C. Tonies. 580 pp., illus. This book examines all phases of software engineering. It provides an integrated treatment of the true foundations of effective project management and also serves as a dependable guide for designing better programs, implementing them more efficiently, and protecting them from theft or misuse.
788/367 Pub Pr., \$27.50 Club Pr., \$19.95

THE GIANT HANDBOOK OF COMPUTER PROJECTS By the Editors of 73 Magazine. 504 pp., 217 illus. This book shows you how to build computer equipment from scratch—either as a hobby in itself or as part of another interest such as amateur radio or electronics. The book starts with the fundamental and then covers such projects as computer games, a blonic clock, a computer-controlled thermometer, and much more.
582012-9 Pub Pr., \$15.95 Club Pr., \$13.50

PRINTED CIRCUITS HANDBOOK. Edited by C. F. Coombs, Jr. 2nd Ed., 634 pp., 595 illus. Covering the subject of printed circuits from the design's idea to final acceptance, this enormously well-received work includes double-sided plated boards through printed boards and also the major variations such as multilayer and flexible circuits.
126/089 Pub Pr., \$32.50 Club Pr., \$24.50

ELECTRONICS ENGINEERS' HANDBOOK. Editor in Chief, D. G. Fink. 2,104 pp., 2026 illus. Brings together in one instant-reference volume the essential principles, data, and design information known today on the components, circuits, equipment, and systems of all the various specialties that make up modern electronics.
209/804 Pub. Pr., \$57.50 Club Pr., \$40.50

PRINCIPLES OF INTERACTIVE COMPUTER GRAPHICS. By William M. Newman and Robert Sproull. 2nd Ed., 544 pp., illus. Now in a revised, updated Second Edition, this is a volume that has long been THE standard source of information for designers!
463/387 Pub Pr., \$26.95 Club Pr., \$20.95

BIT-SLICE MICROPROCESSOR DESIGN. By John Mick and Jim Brick. 398 pp. All in one place—the crucial information you've been needing about the 2900 family of bit-slice microprocessor components. This remarkable "first" designs right before your eyes not just one but two complete 16-bit machines!
417/814 Pub. Pr., \$18.50 Club Pr., \$14.50

MICROPROCESSOR INTERFACING TECHNIQUES. By Rodney Zaks and Austin Lesea. 3rd Ed., 456 pp., with 405 illus., diagrams, and tables. With the availability of LSI interface chips and the easy-to-follow guidelines in this text, designing an entire system can be almost simple! The book includes input/output techniques for communicating with the external world ... a survey of the latest interface chips ... guidelines to interface the CPU to major peripherals ... a detailed case study of real 32-channel multiplexer ... tools for troubleshooting microprocessor systems ... and much more!
582050-1 Pub Pr., \$25.00 Club Pr., \$19.95

BE SURE TO CONSIDER THESE IMPORTANT TITLES AS WELL—

16 BIT MICROPROCESSOR ARCHITECTURE. By T. Dollhoff
582003-X Pub. Pr., \$24.95 Club Pr., \$19.95

INFORMATION RETRIEVAL SYSTEMS: Characteristics, Testing and Evaluation, 2/e. By F. W. Lancaster
582000-5 Pub. Pr., \$22.95 Club Pr., \$17.95

MICROPROCESSORS ARCHITECTURE AND PROGRAMMING. By W. F. Leahy
784/612 Pub. Pr., \$24.50 Club Pr., \$18.50

DATA BASE COMPUTERS. By O. H. Bray & H. A. Freeman
582042-0 Pub. Pr., \$19.95 Club Pr., \$16.95

ELECTRONICS DICTIONARY. By J. Markus
404/313 Pub. Pr., \$24.50 Club Pr., \$19.50

SOFTWARE PSYCHOLOGY: Human Factors In Computer and Information Systems. By B. Shneiderman
789/797 Pub. Pr., \$24.95 Club Pr., \$18.95

ANALOG SYSTEMS FOR MICROPROCESSORS AND MINICOMPUTERS. By P. H. Garrett
786/496 Pub. Pr., \$18.95 Club Pr., \$14.95

HANDBOOK OF MICROCIRCUIT DESIGN AND APPLICATION. By D. F. Stout & M. Kaufman
617/961 Pub. Pr., \$34.50 Club Pr., \$25.50

MICROPROCESSORS/MICROCOMPUTERS SYSTEM DESIGN. By Texas Instruments, Inc.
637/58X Pub. Pr., \$24.50 Club Pr., \$19.50

DATA BASE DESIGN. By G. Wiederhold
701/30X Pub. Pr., \$25.95 Club Pr., \$19.95



and GET ONE FREE (values up to \$60.00) COMPUTER PROFESSIONALS' BOOK CLUB

MICROCOMPUTER INTERFACING By Bruce Artwick, 352pp., 117 illus. In this up-to-date, complete design guide you'll find the detailed descriptions and explanations necessary to enable you to select, build, and interface microcomputer systems to virtually all applications. Advanced interface devices and methods are thoroughly examined and illustrated, with emphasis on design procedures, optimization, performance, and reliability. 789/436 Pub Pr., \$21.95 Club Pr., \$16.95

PROGRAMMING THE 6502 By Rodney Zaks, 2nd Ed., 388 pp., illus., softbound. A "must" reference work in its original edition, this second edition has been increased by almost 100 pages, with material added to the introductory chapter and to the chapter containing advanced information on data structures. Formulas, diagrams, tables, and practical examples on almost every page make its contents easy to grasp—and a solid refresher for computer professionals who wish to double-check basics or any specific 6502 features. 582048-X Pub Pr., \$12.95 Club Pr., \$10.95

ELECTRONIC GAMES, Design, Programming and Troubleshooting. By W. H. Buchsbaum and R. Mauro. 335 pp., 338 illus. Information you need to design, program, and troubleshoot electronic games is right here in this widely popular hands-on guide. 087/210 Pub. Pr., \$21.50 Club Pr., \$16.50

PROGRAMMING THE Z80 By Rodney Zaks. 624 pp., with diagrams, tables, and exercises. Whether you are already familiar with programming or have never programmed at all, you'll gain a firm understanding of the Z80 with this book. It describes all concepts in simple yet precise terms—building progressively towards more complex techniques. 582049-8 Pub Pr., \$14.95 Club Pr., \$12.70

COMPUTER DICTIONARY AND HANDBOOK. By Charles and Robert Sippl. 624 pp., illus. This handy reference/guide defines and explains a wide range of computer procedures, products, problems, and applications. Appendixes provide a "state-of-the-art" guide to essential computer concepts. 582079-X Pub. Pr., \$29.95 Club Pr., \$24.95

MICROPROCESSOR PROGRAMMING AND SOFTWARE DEVELOPMENT By F.G. Duncan. 320 pp., with diagrams, tables, and index. For the experienced professional who's a newcomer to microprocessors... this is the introduction to microprocessor programming you've been hoping for! One careful step at a time, the author tracks through his subject with thoroughness and clarity. The detailed discussion is based on four widely used processors—the Motorola 6800, Intel 8080 and 8085, and Zilog Z80. 582069-2 Pub Pr., \$28.00 Club Pr., \$21.50

SOFTWARE DEBUGGING FOR MICRO-COMPUTERS. By Robert C. Bruce. 351 pp., illus. In jargon free language, the author takes you through fundamental methods for finding errors, glitches, and faults in programs... goes on to more complex techniques for tracking down and exterminating program bugs... and then combines these techniques into a complete debugging plan for finding and correcting errors in large, segmented programs. 582075-7 Pub Pr., \$18.95 Club Pr., \$14.25

MICROPROCESSOR APPLICATIONS MANUAL. By Motorola Semiconductor Products, Inc. 720 pp., illus., 8½ x 11 format. With nuts-and-bolts practicality, this manual by the Motorola people (who should know) gives you detailed applications information on microprocessors and assumes no prior knowledge on your part about MPUs. 435/278 Pub Pr., \$42.50 Club Pr., \$29.50



ENCYCLOPEDIA OF COMPUTER SCIENCE. Edited by Anthony Ralston and C. L. Meek. 1,500 pp., 60 illus., 100 charts, 7 x 10 format. This first and only in-depth coverage of the entire field of computer science in a single volume is comprehensive and completely up to date. 769 /01X Pub Pr., \$60.00 Club Pr., \$39.95

PROGRAMMING LANGUAGES. By Allen B. Tucker, Jr. 439 pp., illus. Gives you not only the principles of design but the applications of six major programming languages. Shows you their strengths and weaknesses in solving various representative "benchmark" problems. 654/158 Pub. Pr., \$23.95 Club Pr., \$16.95

PERSONAL COMPUTING: Hardware and Software Basics ELECTRONIC BOOK SERIES. 224 pp., 175 illus., outsized 8½ x 11 format Gives you comprehensive guidance to the present state of the art in personal computers—an overall survey of the technology, and methods available to perform various tasks, facts about the work others are doing—and just how they are doing it. 191/514 Pub. Pr., \$19.50 Club Pr., \$15.50

Choose any one of these books at the special club discount, and select any other as your gift Free of Charge when you enroll

Why YOU should join now!

- **BEST BOOKS IN YOUR FIELD**—Books are selected from a wide range of publishers by expert editors and consultants to give you continuing access to the latest books in your field.

- **BIG SAVINGS**—Build your library and save money too! We guarantee savings of at least 15% off publishers' list prices on every book. Usually 20%, 25% or even higher!

- **BONUS BOOKS**—You will immediately begin to participate in our Bonus Book Plan that allows you savings between 70-80% off the publisher's price of many books.

- **CONVENIENCE**—14 times a year you receive the Club Bulletin FREE, fully describing the Main Selection and alternate selections, together with a dated reply card. If you want the Main Selection, you simply do nothing—it will be shipped automatically. If you want an alternate selection—or no book at all—you simply indicate it on the regular reply card and return it by the date specified. You will have at least 10 days to decide. If, because of late mail delivery of the Bulletin you should receive a book you do not want, just return it at the Club's expense.

As a Club member, you agree only to the purchase of four books (including your first selection) over a two-year period.

Computer Professionals' Book Club

P.O. Box 582, Hightstown, New Jersey 08520

Please enroll me as a member and send me the two books indicated, billing me for my first selection only at the discounted member's price, plus local tax, postage and handling. If not satisfied, I may return the books within 10 days and my membership will be canceled. I agree to purchase a minimum of 3 additional books during the next 2 years as outlined under the club plan described in this ad. Membership in the club is continuous but cancellable by me any time after the four book purchase requirement has been fulfilled.

Write Code # of
FREE selection here

Write Code # of
FIRST selection here

Orders from outside the U.S. must be prepaid with international money orders in U.S. dollars

Charge my VISA MASTER CHARGE* Exp. Date _____

Credit Card # _____ *MC Bank # _____

Signature _____

Name _____

Address _____

City, State, Zip _____

Corporate Affiliation _____

This order subject to acceptance by McGraw-Hill. All prices subject to change without notice. Offer good only to new members. A postage and handling charge is added to all shipments.

P39497

HOT WINTER PRICES ON PERSONAL COMPUTERS AND COMPONENTS.

Look at this!



Ohio Scientific Superboard II \$299

- It's the first complete computer system on a board.
- Superboard II uses the ultra powerful 6502 Microprocessor
- 8K Microsoft BASIC-in-ROM
- 4K static RAM on board, expandable to 8K
- Full 53-key keyboard, with upper and lower case. Plus user expandability.
- Video interface and audio cassette interface.

The Ohio Scientific Superboard II at \$299 — in today's economy — has got to be the best buy by far. It will entertain you with spectacular graphics made possible by its ultra high resolution graphics and super fast BASIC. It will help you in school or industry, as an ultra powerful scientific calculator. Advanced scientific functions and a built-in "immediate" mode allow you to solve complex problems without programming.

The Superboard II can be expanded economically, for business uses, or to remotely control your home appliances and security. Even communicate with other computers.

Read what's been written about Superboard II:

"We heartily recommend Superboard II for the beginner who wants to get into microcomputers with a minimum cost. A real computer with full expandability."

—POPULAR ELECTRONICS, MARCH 1979

"The Superboard II is an excellent choice for the personal computer enthusiast on a budget."

—BYTE, MAY 1979

Look at these easy hardware prices:

610 Board For use with Superboard II and Challenger 1P. 8K static RAM. Expandable to 24K or 32K system total. Accepts up to two mini-floppy disk drives. Requires +5V @ 4.5 amps.	\$ 298
Mini-Floppy Disk Drive Includes Ohio Scientific's PICO DOS software and connector cable. Compatible with 610 expander board. Requires +12V @ 1.5 amps and +5V @ 0.7 amps. [Power supply & cabinet not included.]	299
630 Board Contact us for important details.	229
AC-3P 12" combination black and white TV/video monitor.	159
4KP 4K RAM chip set.	79
PS-005 5V 4.5 amp power supply for Superboard II.	35
PS-003 12V power supply for mini-floppies.	29
CS-600 Metal case for Superboard II, 610 and 630 board and two power supplies. [While stock lasts.]	49
CS-900B Metal case for single floppy disk drive and power supply. [While stock lasts.]	49
AC-12P Wireless remote control system. Includes control console, two lamp modules and two appliance modules, for use with 630 board.	175
AC-17P Home security system. Includes console, fire detector, window protection devices and door unit for use with 630 board.	249
C1P Sams C1P Service manual	8
C4P Sams C4P Service manual	16
C3 Sams Challenger III manual	40

Ohio Scientific and independent suppliers offer hundreds of programs for the Superboard II, in cassette and mini-floppy form.

Freight Policies All orders of \$100 or more are shipped freight prepaid. Orders of less than \$100 please add \$4.00 to cover shipping costs. Ohio residents add 5.5% Sales Tax.



Hours: Call Monday thru Friday.
8:00 AM to 5:00 PM E.D.T.
TOLL FREE: 1-800-321-5805

Guaranteed Shipment
Cleveland Consumer Computers & Components guarantees shipment of computer systems within 48 hours upon receipt of your order. **Our failure to ship within 48 hours entitles you to \$35 of software, FREE.**

To Order: Or to get our free catalog **CALL 1-800-321-5805 TOLL FREE.** Charge your order to your **VISA** or **MASTER CHARGE** account. Ohio residents call: (216) 464-8047. Or write, including your check or money order, to the address listed below.



CLEVELAND CONSUMER COMPUTERS & COMPONENTS

**P.O. Box 46627
Cleveland, Ohio 44146**

Order Form: CLEVELAND CONSUMER COMPUTERS & COMPONENTS P.O. Box 46627 Cleveland, Ohio 44146

- | | |
|--|---|
| <input type="checkbox"/> Superboard II \$299. | <input type="checkbox"/> 630 Board \$299. |
| <input type="checkbox"/> 610 Board \$298. | <input type="checkbox"/> AC-3P 12" B/W Monitor \$159. |
| <input type="checkbox"/> Mini-Floppy Disk Drive \$299. | <input type="checkbox"/> C1P Sams Manual \$8. |
- [Attach separate sheet for other items.]

NAME _____

ADDRESS: _____

CITY: _____ STATE: _____ ZIP: _____

PHONE: _____

Payment by: VISA _____ MASTER CHARGE _____ MONEY ORDER _____

Credit Card Account # _____

Expires _____ Interbank # [Master Charge] _____


TOTAL CHARGED OR ENCLOSED \$ _____ (Ohio Residents add 5.5% Sales Tax)

Orders of less than \$100, please add \$4.00 to cover shipping costs.

All orders shipped insured UPS unless otherwise requested. FOB Cleveland, Ohio.

TRANSIENT PROTECTION FOR AUTOMOBILE CIRCUITS

BY ROBERT PEASE
National Semiconductor



Safeguards for solid-state circuits in your car

IT CAN be very frustrating to have a new circuit you built for your car malfunction when the engine is being started or even running smoothly—especially when it checked out fine with the car parked. What went wrong? Chances

are the problem is at the power source.

A 12-volt battery by itself is a very well-behaved power supply. But when the engine runs and the alternator charges the battery, a variety of things can happen to upset electronic circuitry.

For example, transients measuring 1 to 10 volts P-P are commonly found in the 12-volt automotive power-supply. These will not usually harm semiconductor circuits, but they can cause severe noise and instability problems and false-triggering of sensitive logic circuits.

Larger transients that can cause damage also appear at various times, as when a battery is temporarily disconnected or when battery terminals become corroded. These transients, sometimes known as "load dump," can reach +60 to +80 volts for a few-hundred milliseconds. When the engine is running, and the alternator is delivering power to the battery, the voltage regulator holds the output to about 13.8 V. When the battery (load) is removed, the output overshoots until the voltage regulator can reduce the alternator field, which takes time to decay, and re-establish the correct output voltage. Another severe transient, which usually occurs when the ignition is turned off, can go to -50 volts for 100 milliseconds. This

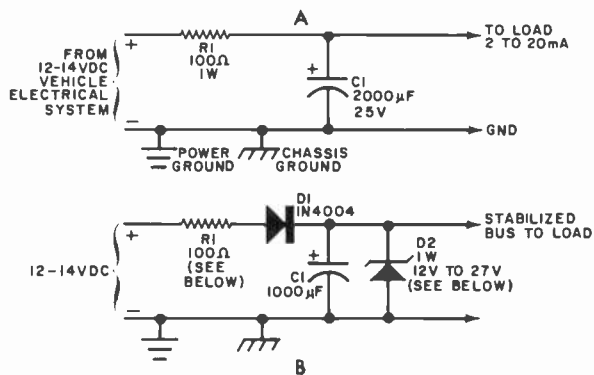


Fig. 1. The simple R-C filter at A will provide adequate protection against transients for low-power applications. For better protection, the circuit at B is recommended. Ratings for D2 and R1 are determined from the Table as described in the text.

VALUES FOR D2 AND R1

Volts	Watts	D2 Type	R1 Ohms	Rated Output Current
12	1/2	1N759 or 1N963	300	8 mA
27	1/2	1N971A or 1N5254	150	15 mA
12	1	1N4742	150	15 mA
27	1	1N4750	75	30 mA
12	5	1N5349A	27	75 mA
27	5	1N5361A	15	150 mA
12 or 27	50	1N2810A or 1N3311A	1.5	1.5 A
27	75	Motorola MR2525	1	2 A

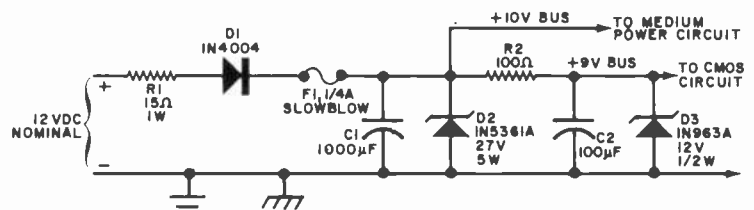


Fig. 2. Sometimes, if your circuit contains parts requiring protection at different levels (such as CMOS components), it can be partitioned. Double protection is actually provided for the CMOS.

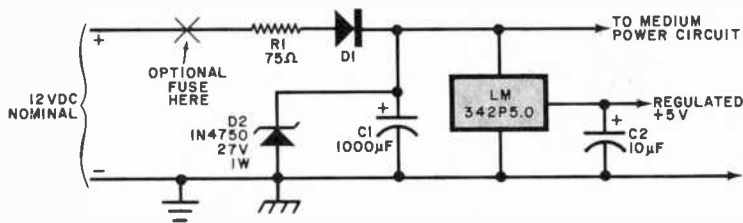


Fig. 3. CMOS components can be protected along with medium-power circuits by using a three-terminal regulator to provide separation.

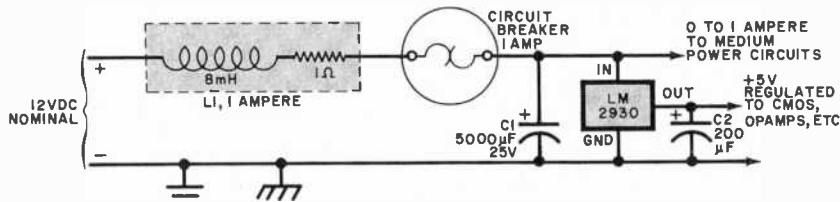


Fig. 4. The tops in decoupling and regulation provided by an inductor, circuit breaker, capacitors and regulator.

“field decay” results as the excitation in the alternator field dies away.

Other random transients can reach ± 200 to 400 volts for a few microseconds. Such peaks can be reached when inductive elements connected to the vehicle power bus are switched on or off, thus producing rather large back-emf spikes. No ordinary solid-state circuits can survive this kind of transient onslaught without protection. As a prime example, popular CMOS circuits, which are ideal for low-power designs, can be destroyed by supply voltages outside the range of +15 and -1 volt. Obviously, some form of protection is required to keep electronic equipment operating reliably in a car. But what kind? And how much?

Levels of Protection. One criterion for deciding how well protected a circuit should be is its importance to the system. The inconvenience caused by an inoperative car stereo system is of a different order from that caused by the untimely discovery—when you are miles from the nearest telephone—of a failure in a newly installed solid-state ignition system. It would make sense to protect the latter circuit more rigorously than the former.

Manufacturers, too, have reason to be concerned about intercepting transients before they cause trouble. How much immunity should be provided for a run of 10,000 radar detectors? What will warranty repairs cost if they are needed? And what about microprocessor-controlled systems to be installed in 3 million cars? An epidemic of malfunctions here could be calamitous. Clearly, protective systems in which you can place a high degree of confidence are called for in these situations.

Trapping the Spikes. Now, let's discuss several circuit approaches for protecting a hobbyist's circuits and/or store-bought hardware. The first technique is simple decoupling and bypassing. There are many low-power circuits which will run reliably and well in a car if you simply add a large R-C filter in the supply line. As the cost of a 2000- μ F capacitor is very reasonable, circuit A of Fig. 1 is a good basic scheme. All the positive and negative transients mentioned above will be heavily attenuated by the simple R/C filter. For low-power applications, Fig. 1A provides adequate protection. But the circuit in Fig. 1B is better and costs little more.

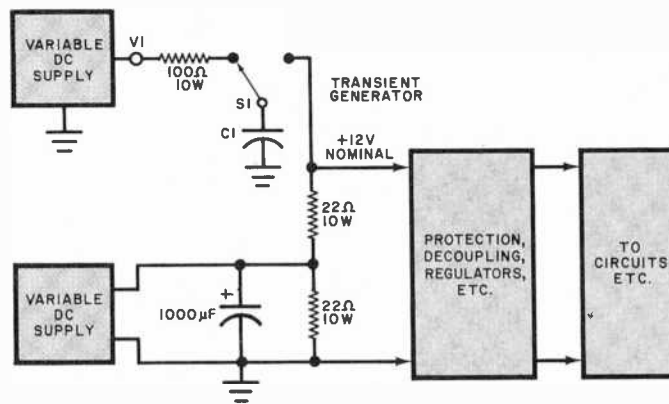
In Fig. 1B, diode D1 will provide full tolerance of negative transients on the 12-volt bus; and positive transients will cause less ripple, too. Also, this diode

will guard against inadvertently reversed supply connections. Zener diode D2 prevents the stabilized bus from rising too high. If you use a 27-volt zener, this circuit will be highly resistant to any short-term 60-volt transients on the input. It will also withstand connection of a 24-volt battery, which some mechanics use for emergency starting. (Obviously, placing 24 volts on a 12-volt system can damage any electrical or electronic elements connected to the bus. For safety sake, all circuit elements other than those necessary to start the vehicle should be switched off during the application of the 24 volts.)

If you use a 12-volt zener to limit output voltage, use a larger-valued resistance for R1. This is recommended because during fault conditions, most of the current will be diverted to D2 rather than C1. If a lower value of R1 is needed to permit a larger output current to be drawn, the dissipation rating of the zener diode should be increased accordingly. (See Table.) In normal operation, a low-power zener will never get warm, but it can be destroyed by a load-dump transient if the value of R1 is too low. For good reliability, therefore, the resistor values in the Table should be treated as the lower limits.

The use of a 27-volt zener presumes your circuit can tolerate a +30-volt supply. What if your circuit includes CMOS components that are rated for +16 volts absolute maximum? You might be able to partition your circuit. If the high-current portion can tolerate +27 volts briefly, and the CMOS is, of course, drawing only a small current, then the circuit of Fig. 2 will do nicely. The path to the CMOS circuitry is now doubly protected.

Note that a fuse has been added to



V1	C1
+60 to +80V	2,000 to 10,000 μ F, 100V
-50V	1,000 to 5,000 μ F, 60V
+200V	1 μ F, 400V
-200V	1 μ F, 400V
+400V	0.1 μ F, 600V
-400V	0.1 μ F, 600V

Fig. 5. Circuit to be used in testing your transient protection system. Throwing the switch provides transients on the regular supply. Be sure the polarity and rating of the capacitor agree with those of the transient voltage.

this circuit. Resistor *R1* will normally prevent the fuse from blowing, but the fuse is intended to open up in case of severe overload, such as repetitive 60-volt pulses, or a short on the 10-volt bus. Should you use a fast-blow or a slow-blow fuse? The latter will be more suitable for critical systems where you really don't want the fuse to blow. An instrument-type fuse can open up quickly and provide better protection to delicate circuits. The choice of fuse type depends on the "level of confidence" you want.

Another good way to run CMOS along with medium-power circuits is shown in Fig. 3. A three-terminal regulator that can put out 0.2 or 0.5 ampere costs less than a dollar—and often less than a 1-watt zener. The 5-volt bus in this circuit will be much less noisy than the protected but unregulated voltages shown in Figs. 1 and 2. Most 5-volt regulators are rated to 25 or 30 volts input, and voltage transients will be rejected by 60 dB or more.

The circuit of Fig. 4 represents an ultimate in protection and reliability. It incorporates several moderately priced features, and while you may not want to use all of them, you can pick the ones you consider advantageous. In case of a 60-volt load-dump, the output voltage will not rise above 40 volts because inductor *L1* will prevent the current from rising for 10 to 20 milliseconds. Capacitor *C1* prevents the brief pulse through *L1* from pulling the output line to an excessive level. A circuit breaker provides instant reset—no searching for spare fuses—and the LM2930 provides a 5.0-volt regulated output for critical circuits while withstanding transients as large as +40 volts. As the LM2930 was especially designed for automotive uses, it will not be damaged by -12 volts on its input bus. Thus in this case, a diode is not needed in the power path (presuming that the medium-power circuits can tolerate supply reversal). Other National 3-terminal regulators such as LM317HV will tolerate as high as +66-volt inputs with a well-regulated 6-volt output.

Final Testing. How do we ensure that a circuit is adequately protected against automotive transients? When your breadboard or prototype is running properly, connect it as shown in the test circuit of Fig. 5, and throw *S1*, for several "transients" at each voltage. If the circuit keeps on running during and after these tests, you'll know that the protection circuit is really doing its job! That way, circuits you add to your vehicle will operate at least as reliably as those installed at the factory. ♦

ARE THE LIVES OF YOU AND YOUR LOVED ONES WORTH \$29.95 AND 14 MINUTES?

Every 17 minutes someone is victimized in his home, and this year one in every 11 families will suffer at the hands of criminals. But the most insidious killer of them all—Night Fires—is on the rise, especially so during the holiday season. Fires kill most of their victims by suffocation long before they've begun to fully blaze. These tragedies kill and maim more people each year than all the people killed in the Vietnam war. These tragedies always seem to happen to someone else, but with crime increasing at almost 20 percent each year and home fires at 12 percent, it won't be long before we will all be affected. What can you do to reduce your chances of involvement in these tragedies?

There are many companies selling all manner of early warning systems and various alarm systems to the homeowner, but unfortunately they seem to be more interested in making large profits than in offering a fully rounded system at a truly affordable price. We have been in the field for many years and have dealt with many people such as yourself, and we know that each system should be reliable, of a homeowner or apartment dweller really are. We know that each system should be reliable, you could move the entire system to a new apartment or a new home, quickly and easily, without losing your investment. We also know that systems presently sold by several large national manufacturers are at home or away. We also know that systems mentioned above, normally retail at \$250 and up, and we're not impressed. This is the age of micro-computers now, not keys and switches.

So... we set out to assemble the most advanced home-security package available, using today's technology, at a price no one could afford to be without. It can easily be installed by anyone capable of replacing batteries in his flashlight in just five to ten minutes. If you add the four minutes required to read this ad to the time to install our system, you have the 14 minutes mentioned in our headline. . . . And the price of our *Budget System* is only \$29.95. Our *Budget System* consists of: three window/door transducers, one UL-approved poisonous gas transducer, Computerized Control Panel with two-level alarm and our 32-page manual. PLUS at no extra cost we are including a 3-oz. mini-spray can of mace, a safe, humane way to protect yourself and your family until the police arrive, when it's your turn to be next!

We also have a *Deluxe System* for larger houses consisting of: six window/door transducers, two approved poisonous gas transducers, 3-oz. and 6-oz. spray cans of mace, a *Deluxe Computer Console* and our 32-page manual. The *Deluxe Console* features a large digital-readout clock and a programmable 16-level alarm sequencer, which allows you to set your normal weekly schedule into the system. Once set it will cut your exterior alarms on when you are in for the day and your internal alarms on when you are gone for the day; all automatically, until you change the settings. The specially designed circuit continually checks the status of your poison gas detectors, and the built-in battery will run the system for 72 hours should the power fail. With all these features I'm sure you'd expect a price upward of \$100 or even \$200, but in keeping with our plan to deliver the very best available at a really affordable price, we are pleased to be able to offer our *Deluxe Unit* for only \$59.95 complete.

When you purchase either of our units we will also enclose a copy of Bob Reiner's new book *Safeguarding Your Family*. This book retails for \$14.95, but it's yours absolutely free for trying out our system. If at anytime you are not pleased with our system, return it in its original cartons for a complete refund, but keep Bob Reiner's book as a gift for yourself.

These units need no service, repair or maintenance except for installation of a battery every year. No tools are required for installation. Each unit carries a replacement warranty for three years from date of purchase.

International Security Corporation
1703 Raintree Drive,
Richmond, VA 23233

CHECK OR MONEY ORDER
 VISA MASTER CHARGE

Send me ___ Budget Units @ \$29.95 each
Send me ___ Deluxe Units @ \$59.95 each
Send me ___ extra Door/Window Transducers @ \$10.00 each
Send me ___ extra Poison Gas Transducers @ \$15.00 each

Credit Card # _____ Exp. Date _____
Signature _____
Name _____
Street _____
City _____ State _____ Zip _____

Please, do not send cash Allow three to six weeks for delivery.



"RATED NO. 1 FOR SERVICE & RELIABILITY"

THIS MONTH'S SUPER SPECIALS!

Audio & Video

VIDEO		AUDIO	
SONY SL-5400 Betamax	\$799	TECHNICS RS-M45 Cass. Deck	\$225
JVC HR-6700 Video Rec.	\$799	B.I.C. T-2 Cassette Deck	\$159
PANA. PV-1300 Video Rec.	\$779	DUAL 60055 1 1/2" Cartr.	\$219
ZENITH VR-9000 Beta Vid. Rec.	\$699	SANSUI 3000Z Receiver	\$269
RCA VET-250 Video Rec.	\$775	TECHNICS SA-202 Receiver	\$165
RCA VEP-150 Port. Vid. Rec.	\$729	SANSUI AU-719 Int. Amp.	\$319
SONY KV-1914 19" Color TV	\$439	PIONEER SK-3700 Receiver	\$259
PANASONIC CT 9010 19" Col. TV	\$359	TECHNICS SL 02 Turntable	\$109
PANASONIC CT 288 12" Col. TV	\$279	AKAI UCU-2 Micro Int. Amp.	\$159
		TECHNICS S124 Tuner	\$115

CAR STEREO

PIONEER CASSETTE IN-DASH W/RADIO		JENSEN CASSETTE IN-DASH W/RADIO	
KP-1500	84.00	R-40 receiver	174.00
KP-2500	104.00	R-40C receiver	209.00
KP-4500	119.00	R-410 receiver	229.00
KP-5500	129.00	R-420 receiver	267.00
KP-8500	141.00		
KE-2100	174.00	J-1001 6x9 separate	64.00
KE-3000	209.00	J-1065 6x9 in-dash	62.50
KE-5000	244.00	J-1033 6x9 in-dash II	76.50
KEX-70	274.00	J-1201 6x9 coax II thin	59.00
KP-3500 foreign carst.	129.00	J-1101 4x10 in-dash	62.50
KP-4502 foreign carst.	144.00	J-1130 4x10 in-dash II	76.00
KP-8000	154.00	J-1174 5x in-dash	62.50
KP9000 (req. amp.)	154.00	J-1124 5x in-dash II	79.00
KP9500 (req. amp.)	178.50	J-1168 6x9 coax thin	42.95
		J-1069 6x9 coax	40.50
		J-1037 6x9 coax II	59.00
		J-1038 6x9 coax II	49.50

SANYO IN-DASH CASSETTE	
FT-1476	179.95
FT-1498	219.90
FT-1495	119.95
FT-2400	228.90
FC-2	54.00
FC-4	54.00
FC-6	54.00
FC-8	71.00
FC-10	99.00
FC-16	109.00
FC-16	147.90

BLAUPUNKT	
CR-7000D	209.90
CR-2001	241.90
CR-3001	449.00
CR-4000	259.00
CR-5001	331.00
BEA-100	107.00
BEA-200	174.00

CLARION	
PE-059 programmable	509.00
PE-056B	319.00
PE-756B	172.50
PE-554A	94.00
100EQR3	77.90
100EQR2	137.90

POWER AMPS/EQUALIZERS	
BP-320	49.00
AD-30	89.00
AD-50	141.00
GM-40	49.00
GM-100	108.00
CD-5	89.00
CD-7	124.00

CAR SPEAKERS	
IS-M2	29.00 PAIR
IS-13	32.00 PAIR
IS-107	37.00 PAIR
IS-167	49.00 PAIR
IS-158	84.00 PAIR
IS-695	89.00 PAIR
IS-X6	69.00 PAIR
TX-X9	129.00 PAIR

WE ALSO CARRY THE FULL LINE OF CAR STEREO BY PANASONIC, GRUNDIG, DAVIDSON, WATSON, SONY, AUDIOVIX AND CRAIG.

BLANK CASSETTES

AUDIO	VIDEO
AMPEX GRAND MASTER I OR II C90	WE CARRY VIDEO TAPES BY AMPEX, BASF, FUJI, JVC, MAXELL, PANASONIC, MEMOREX, TOKI, SCOTCH, SONY, RCA, AND QUASAR
BASF PRO I OR III C90	
FUJI FR I OR III C90	
SCOTCH HIGH ANERX C-90-3-PK	
MEMOREX HI BIAS C90	
SCOTCH MASTER II OR III C90	
SONY FCR C90	
SONY VR C90	
TDK HD 01 DEMAGNETIZER	
TDK D-C60	
TDK D-C90	
TDK ADC60	
TDK ADC90	
TDK SAC60	
TDK SAC90	
TDK MA C90 METAL I	
TDK MA C90 METAL II	
MAXELL UD, UDXL, UDXLII	
TOD LOW TO ADVERTISE	
CALL OR WRITE FOR PRICES	

ACCESSORIES

CAR ACCESSORIES	HEADPHONES
FUZZBUSTER III	KOSS PRO 4 AAA
FUZZBUSTER ELIT	KOSS TECH VFR
FOX XE RADAR DETECTOR	KOSS HVX
FOX XE RV (remote)	KOSS HVX LC
SUPERIOR	SENNHEISER HD-400
PAGE ALERT 4000	SENNHEISER HD-430
PAGE ALERT 4444	AUDIO TECHNICA ATH 7
THEFT ALERT 500A	SONY MDR-205
AIRBUSTERION GENERATOR	SONY MDR-3
PANASONIC TR1000P (11 1/2")	

CARTRIDGES	MISCELLANEOUS
SHURE M91ED	BIC FM-6 BEAM BOX
SHURE M95ED	BIC FM-8 BEAM BOX
PICKERING JYV 15-400E	BIC FM-10 BEAM BOX
	CASIO C-80 Calc/WRK
	CASIO ML-81 CALCULATOR
	CHESS CHALLENGER XT
	BACKGAMMON CHALLENGER
	SONY PPSL2 PORTABLE STEREO

WE ALSO STOCK AUDIO TECHNICA, EMPIRE, STARTON, ADC, AT LOWEST PRICES

RECORDS

ALL ROCK, JAZZ & CLASSICAL
 All 9.98 List All 8.98 List All 9.98 List 50¢ additional for cassette or 8-track. Minimum J&R order 5 records or tapes.
4.99 5.49 6.49 WE STOCK ALL MAJOR LABELS

HOW TO ORDER: For shipment within 48 hours, send money order, certified check, cashier's check, Master Charge or Visa. (Include card num. bet. expiration date and signature.) Shipping/insurance charge is 5% of total purchase or \$3.95 minimum (\$5.00 additional for orders outside Continental U.S.) N.Y.S. residents, add tax. No C.O.D. All merchandise 100% guaranteed, brand new and factory fresh.

ORDER TOLL FREE (800) 221-8180
 customer service hot line (212) 233-0857



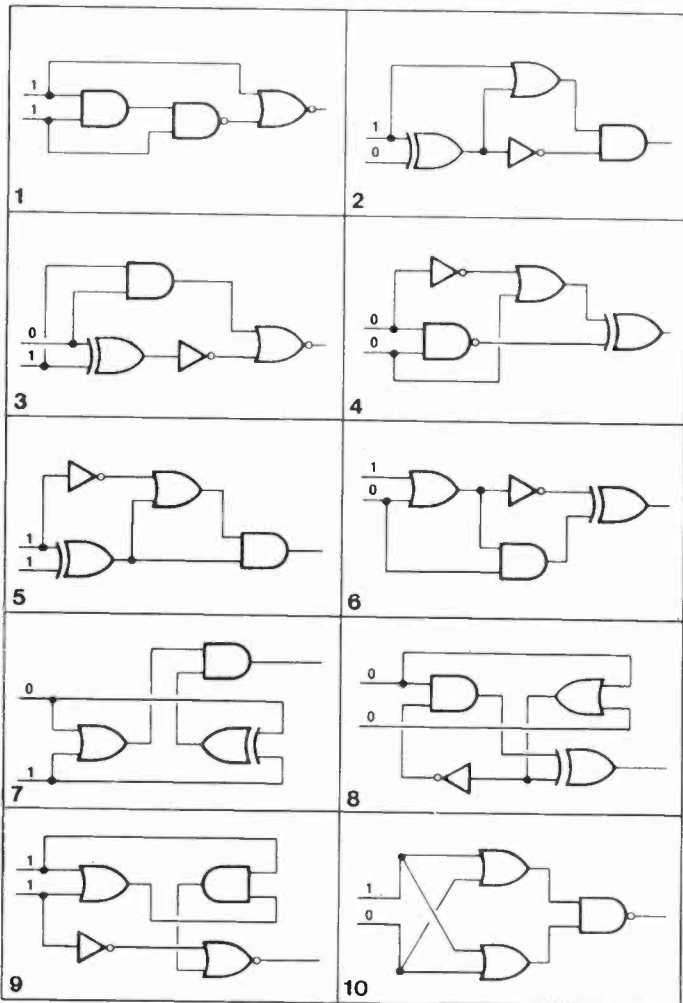
23 PARK ROW, NEW YORK, N.Y. 10038 DEPT. PE
 SEND FOR OUR 200 PAGE FREE CATALOG

CIRCLE NO. 36 ON FREE INFORMATION CARD

GATING CIRCUIT QUIZ

BY ROBERT P. BALIN

To test your ability to trace out gate circuits, see if you can follow the logic level 1 and 0 signals applied simultaneously to the two input terminals of each of the circuits (1-10) shown below and determine what signal (1 or 0) appears at the output. To keep from getting mixed up as you go through each circuit, it may be helpful to write in the inputs at each gate. Answers are below.



ANSWERS

- | | | | |
|-----|---|----|---|
| 10. | 0 | 5. | 0 |
| 9. | 0 | 4. | 0 |
| 8. | 0 | 3. | 0 |
| 7. | 1 | 2. | 0 |
| 6. | 0 | 1. | 1 |

BY RON REESE

A COMPUTERIZED AUTOMATIC TELEPHONE DIALER

(Conclusion)

Last month, we defined the purpose of the project—developing an automatic telephone dialer based on the RCA 1802 microprocessor and using either the Product Board introduced here in November or the Elf II Computer. We described instructions and elements in the computer that had not been used previously and then developed a flow-chart for the project. The next step is to write the program.

Writing the Program. The program should begin at address 0000 with REQ to de-energize the output relay, followed by the initialization of the stack pointer. Referring to Fig. 5, we see R1 was selected to be the stack pointer and must be loaded with the stack address, 00FF, as indicated by addresses 0001-0006. The instruction LDI at address 0001 is a two-byte instruction and will require two memory addresses—0001 for the op code, F8, and 0002 for the operand, 00. Therefore, the next instruction, PHI, will be at address 0003. The instruction at 0004 also requires two addresses.

At this point the program will load the stack address, 00FF, into R1; but nothing has told the processor to use R1 as the stack pointer. In fact, on each Reset, it will automatically select R0 as program counter and stack pointer. The SEX (Set X) instruction—op code E1—selects R1 as stack pointer. When executed, it will load 1 (0001) into the four-bit X register. This completes initialization of the processor.

Next, the input switches are read by selecting and reading the input port that interfaces them. Since this program is designed to run on an Elf II computer or a Product Board, the INP instruction must be selected accordingly. Use INP 7 (6F) for the Elf II and INP 2 (6A) for a Product Board. This program line, address 0008, should be labelled "Read Input Switches." The INP instruction loads the byte from the input port into the D register and onto the stack.

The next instruction BZ, opcode 32, tests the D register to see if it is zero. If so, no switches are closed, and the program branches back to Read Input Switches. The branch instruction, 32 (BZ), is a two-byte instruction—the first byte is the opcode and the second an address. In this case the branch goes to 0008; only the two least significant digits, 08, are needed, since this is a short branch.

If the D register is not zero, the program will advance to a one-second delay, beginning at address 000B. This is a software delay that depends on the time required to execute instructions. The delay loop operates by loading a register with some value and then decrementing the register until it reaches zero. (The May 1980 article in this series explains this type of delay in greater detail). The loop begins at 000B by loading 92 (1001 0010) into the D register. The instructions at addresses 000D and 000E transfer the 92 from the D register to the lower and upper halves of R2. Since R2 is

being used as a delay timer, it should be entered as such in the memory and register utilization table. The instruction 22 at address 000F decrements R1 by 1. Instruction 92 at address 0010 loads the upper half of R2 into the D register, and 3A at 0011 tests D for zero. If D is not zero, the program will branch back to address 0F for another loop. The looping will continue until D is zero, approximately one second later.

Then the input port is read again by the INP instruction at address 0013. This loads any change of the switches into the D register and stores it on the stack. Next, the pattern generated by the input switches is compared to the input table to determine if a valid code was entered. To execute the search of the input table, a register must be loaded with its starting address. Referring to the register and memory utilization table, we find that R3 has not been used, so R3 is chosen as the Input Table Pointer. Program address 0014 uses F8 to load 00 (0000 0000) into the D register and B3 at 0016 copies the 00 in the D register into the upper half of R3. The purpose of loading 00 into the lower half of R4, address 0017, will be explained later. F8, address 0018, will load the lower address byte of the input table into the D register. Since we do not yet know the low order address of the input table, we will leave the second byte of the F8 instruction temporarily blank.

The program now tests the switch pattern against the input table. The instruction 43 (LDA) at 001B loads the D register with the byte stored at the address contained in R3 and increments R3 by 1. Since R3 contains the address of the input table, 43 loads one of the 32 valid input patterns into the D register. SM (F7), address 0010, subtracts the byte stored on the stack from the D register. Remember the INP instruction at 0013 stored the switch pattern on the stack. Therefore, F7 compares the switch pattern on the stack to the input code in the D register by subtraction. If they match, D will contain zero and the next instruction, BZ (32) at 001D, will branch the program to Calculate Address. Again, we leave the second byte of the instruction blank until we know the address of Calculate Address.

If D is not zero after the subtraction, the program flows to a decision block labelled End of Input Table. The program will either continue searching the input table or return to Read Input Switches. At program address 0017, the instruction A4 loaded 00 (0000 0000) into the low-order half of register-4. Register-4 will serve as a counter to show when all 32 entries of the table

Entry	Name	Number	Switch	Code	Mem. address
1	Fred Friend	123-4567	1	01	0100
2	Shop extension	1234	1 & 2	03	0108
3					0110
4					0118
5					0120
.					.
.					.
.					.
31					01F0
32					01F8

Fig. 6. Sample Directory Listing.

have been tested. Register-4 should be added to the register and memory table as a counter. After address 001F uses instruction 14 to increment register-4, the subsequent instruction, 84, loads the low-order of register-4 into the D register. SMI (FF) is used to subtract the byte, 20 HEX (32 decimal) from the D register. If the result is not zero, the branch instruction 3A, address 0023, takes the program back to address 001B from whence it will continue looping until register-4 has been incremented to 32. When register-4 reaches 32, the program will move on to the unconditional branch, 30, at address 0025, going back to Read Input Switches.

When the program finds a match between the input switches and the input table, it must calculate the memory address of the corresponding telephone number. These numbers are stored sequentially and must appear in the same order as the corresponding switch patterns in the input table. Since all number addresses contain the high-order byte 01, only the low-order byte has to be calculated. Register-4 keeps count of the patterns tested and can be used to calculate the number address. Since each number is allotted eight bytes of memory, the value in register-4 can be multiplied by eight to produce the lower byte of the address.

The processor does not have a MULTIPLY instruction, but a number in the D register can be multiplied by 2 by shifting it one bit to the left. This is analogous to shifting decimal 50 one place left to get 100. Three one-bit shifts to the left multiply a binary number by eight. This technique is used to perform multiplication on an 1802 processor. Calculate Address begins at program address 0027 with 84, which loads the low-order half of register-4 into the D register. Next, three left shifts perform the necessary multiplication by eight. The instruction A4, at address 002B, loads the product into the lower half of register-4. The next instruction, F801 followed by B4 loads 01 into the high-order half of register-4. Program address 002F begins the dialing sequence, by using 04 to load the first digit of the telephone number into the D register from the memory location addressed by register-4. The LDN instruction used here is similar to the LDA instruction but does not increment the register afterward. The digit in the D register must be tested to see if it is an end of number digit. The test is implemented by subtracting 0A (0000 1010), or 10 decimal, from the D register using FF0A at program address 0030. If the BPZ, 33, instruction at 0032 detects zero or a positive number, indicating an end-of-number digit, the program will branch to Read Input

Label	Program Address	Op Code	Mnemonic	Comments
Start	0000	7A	REQ	Make Q output low
	0001	F8 00	LDI	Load 00 (0000 0000) into the D register
Initialize Stack PTR	0003	B1	PHI	Loads D register into high-order half of register 1
	0004	F8 FF	LDI	Load FF (1111 1111) into D register
Read Input Switches	0006	A1	PLO	Loads D register into low-order half of register 1
	0007	E1	SEX	Load X register with 1 (0001)
	0008	6F*	INP	Load input port data (switch status) into D register and into stack
1-Sec Delay	0009	3208	BZ	If no input switches depressed, branch to Read Input Switches else next instruction
	000B	F8 92	LDI	Load 92 (1001 0010) into D register
Delay	000D	A2	PLO	Loads D register into low-order half of register-2
	000E	B2	PHI	Loads D register into high-order half of register-2
	000F	22	DEC	Decrement the contents of register-2 by 1
Read	0010	92	GHI	Load high-order byte of register-2 into D register
	0011	3A 0F	BNZ	If the content of the D register is not zero, branch to Delay and continue decrementing register-2 and testing D register. When D register contains zero, go to next instruction
Load Code Table Address	0013	6F*	INP	Load input port data (switch status) into D register and into stack
	0014	F800	LDI	Loads 00 (0000 0000) into D register
Compare	0016	B3	PHI	Loads D register into high-order half of register-3
	0017	A4	PLO	Loads D register into low-order half of register-4
	0018	F8 60	LDI	Loads 60 (0110 0000) into D register (starting address of input table)
Compare	001A	A3	PLO	Loads D register into low-order half of register-3 (register-3 now contains the Input Code Table starting address)
	001B	43	LDA	Loads D register with the byte from the memory address contained in register-3 and then increments register-3 by 1
	001C	F7	SM	Subtract content of stack from D register
	001D	32 27	BZ	If content of D register is zero, branch to Calculate Address, else next instruction
	001F	14	INC	Increment contents of register-4 by 1 (register-4 contained 00 from address 0017)
	0020	84	GLO	Load low-order byte of register-4 into D register
	0021	FF 20	SMI	Subtract 20 from D register (20 Hex = 32 decimal)
Compare	0023	3A 1B	BNZ	If content of D register is not zero, then branch to compare and continue searching Input Code Table for a match, else next instruction
	0025	30 08	BR	No match found in Input Code Table, branch to Read Input Switches. The program will not accept a switch combination unless the combination is in the Input Code Table

*Use 62 for Product Board

Calculate Address	0027	84	GLO	Load low-order byte of register-4 into D register
	0028	FE FE FE	SHL	Shift contents of D register left 3 times. (This multiplies contents of D register by 8)
	002B	A4	PLO	Loads D register into low-order half of register-4
	002C	F8 01	LDI	Load D register with 01 (0000 0001)
	002E	B4	PHI	Load 01 from D register into high-order half of register-4 (register-4 now contains starting address of the number to be dialed)
Test Digit	002F	04	LDN	Load D register with byte from memory address contained in register-4
	0030 0032	FF 0A 33 08	SMI BPZ	Subtract 0A from D register If content of D register is positive or zero, the dialing is finished, branch to Read Input Switches, else next instruction
Load Digit	0034	44	LDA	Loads D register with byte from the memory address contained in register-4 and then increments register-4 by 1
	0035	3A 39	BNZ	If content of D register is not zero, then branch to Store Digit, else next instruction
	0037	F8 0A	LDI	Load D register with 0A (If digit loaded into D by 0034 is 00, it must be converted to 10 decimal)
Store Digit	0039	A5	PLO	Load the digit to be dialed from the D register into the low-order byte of register 5
Dial Digit	003A	7B	SEQ	Set Q output high (energize output relay)
38-millisecond Delay	003B	F8 89	LDI	Load D register with 89 (1000 1001)
	003D	A2	PLO	Load 89 from D register into low-order half of register-2
	003E	F8 06	LDI	Load D register with 06 (0000 0011)
	0040	B2	PHI	Load 06 from D register into high-order half of register-2
Loop 1	0041	22	DEC	Decrement contents of register-2 by 1
	0042	92	GHI	Load high-order byte of register-2 into D register
	0043	3A 41	BNZ	If content of D register is not zero, branch to Loop 1. Continue decrementing, then testing the D register. When D register contains zero, next instruction
62-millisecond Delay	0045	7A	REQ	Make Q output low (de-energize output relay)
	0046	F8 0F	LDI	Load D register with 0F (0000 1111)
	0048	A2	PLO	Load 0F from D register into low-order half of register-2
	0049	F8 0A	LDI	Load D register with 0A (0000 1010)
Loop 2	004B	B2	PHI	Load 09 from D register into high-order half of register-2
	004C	22	DEC	Decrement contents of register-2 by 1
	004D	92	GHI	Load high-order byte of register-2 into D register
	004E	3A 4C	BNZ	If content of D register is not zero, branch to Loop 2. Continue decrementing and testing D register when D register contains zero, next instruction
	0050	25	DEC	Decrement contents of register-5 by 1. (Register-5 contains digit being dialed—see address 0039)

(Continued overleaf)

Switches and dialing ceases. Otherwise, the dialing sequence continues.

The End of Number Test altered the digit in the D register, so program address 0034 uses the 44, LDA instruction to reload the digit and advance the pointer, register-4, to the next digit of the number. If the digit is zero, it must be converted to ten (10) before it is dialed. BNZ at address 0035 forces a branch to Store Digit if D is not zero. If D is zero, the LDI instruction F80A converts the zero to ten. The digit is then stored in the low-order half of register-5 by the A5 instruction located at 0039. (Don't forget to add register-5 and its use to the register and memory utilization table.)

Pulse dialing begins with 7B (SEQ) at address 003A, followed by a 38-millisecond delay loop very similar to the one-second delay discussed earlier. At the end of the 38-millisecond delay, Q is reset by 7A at address 0045 and followed by a 62-millisecond delay. The same delay loop is used here. At the end of the 62-millisecond delay, register-5 is decremented by 25 to indicate one pulse of the digit has been dialed. Next, the low-order half of register-5 is loaded into the D register using the 85, GLO, instruction at address 0051. If the digit has not been completely dialed, the D register will not be zero and the BNZ (3A) instruction will make the program branch back to Dial Digit. When the digit is complete, the program enters the 300-millisecond interdigit delay beginning at address 0054. This delay is just like the others. When the delay is over, the last instruction in the program at address 005E is an unconditional branch, 30, which sends the program back to Test Digit to dial the next digit or end the dialing sequence.

We can now decide where we want to locate the input table; and, since the program ends at address 005F, we can place this table from address 0060 to 007F. The blank we left at address 0019 in the program can now be filled in with 60, the low-order address of the input table. We should also add this memory assignment to the register and memory utilization table. The entries for the input table can be derived by making a table of all the possible switch combinations that use no more than two switches at a time. There are actually 36 combinations, so we may choose any 32 of the 36 possibilities shown in Fig. 3. The Hex equivalent of the 32 selected codes will be entered in memory starting at address 0060.

We can now fill in the other blank we left in the program at address 001E. The Calculate Address routine starts at 0027, therefore, we will enter 27 at address 001E.

PROGRAM (Continued)

Entering Numbers. Earlier, we decided to store the telephone numbers in memory locations 0100-01FF. The digits of the number are entered in the same order you would dial them. For example, let's suppose we want to enter the following two numbers:

1. *Name:* Fred Friend
Number: 123-4567
Switch Combination: 1
2. *Name:* Shop Extension
Number: 1234
Switch Combination: 1 & 2

The first step is to make up a simple directory, as shown in Fig. 6, to keep track of entries made. To enter the first number, fill in Fred Friend, his number (123-4567), and the selected switch combination. Next, we want to store the number in memory as follows:

Address	Digit	Binary
0100	01	0000 0001
0101	02	0000 0010
0102	03	0000 0011
0103	04	0000 0100
0104	05	0000 0101
0105	06	0000 0110
0106	07	0000 0111
0107	0F	0000 1111

Only one digit is stored per address, and the number is ended with 0F as End of Number Digit. The last step is to load the Hex code for the switch combination into the input table. The Hex code must occur in the same order in the input table that the number occurs in memory. From Fig. 6 we see that this number is the first entry in memory, therefore, the Hex code must be the first entry in the input table. We would enter the Hex code 01 at memory location 0060 of the input table.

The next number, 1234, is added to the directory as before; but, since the number is only four digits long, it will be entered in memory slightly differently:

Address	Digit	Binary
0108	01	0000 0001
0109	02	0000 0010
010A	03	0000 0011
010B	04	0000 0100
010C	0F	0000 1111
010D	XX	
010E	XX	do not care
010F	XX	

In this case, there are three unused memory locations, 010D-010F. This number is the second entry in memory,

Label	Program Address	Op Code	Mnemonic	Comments
	0051	85	GLO	Load low-order byte of register-5 into D register
	0052	3A 3A	BNZ	If content of D register is not zero, branch to Dial Digit. Continue dialing digit, decrementing the digit and testing D register. When D register is zero, next instruction
300-millisecond Delay	0054	F8 B1	LDI	Load D register with B1 (1011 0001)
	0056	A2	PLO	Load B1 from D register into low-order half of register-2
	0057	F8 2C	LDI	Load D register with 2C (0010 1100)
	0059	B2	PHI	Load 2C from D register into high-order half of register-2
Loop 3	005A	22	DEC	Decrement contents of register-2 by 1
	005B	92	GHI	Load high-order byte of register-2 into D register
	005C	3A 5A	BNZ	If content of D register is not zero, branch to Loop 3. Continue decrementing and testing D register. When D register contains zero, next instruction
	005E	30 2F	Br	The digit has been dialed, branch to Test Digit. This gets next digit in number and tests it to see if all the digits have been dialed

so the Hex code, 03, for the switch combination must be the second entry of the input table at address 0061. Subsequent numbers would be added in the same manner. When it is necessary to dial more than seven digits, say, to accommodate an area code, the number can be broken up and stored in two locations. To store 201-123-4567, for example, we could assign 201 (followed by an end-of-number digit) to switch 1 and 123-4567 (also followed by an end-of-number digit) to switch 1 plus switch 2. Pressing switch 1 dials the area code; then switches 1 and 2 together dial the rest of the number.

If the program is running and switch one or the combination of switches one and two is pressed, the program will begin dialing the selected telephone number. However, if any other valid switch combinations are entered, the program may attempt to dial an incorrect or non-existent telephone number. The byte at address 0022, which tells the program when to stop testing entries in the input table, can prevent this. Since only two entries in the table represent real telephone numbers thus far, we can place 02 at address 0022; now the program will only check the first two entries. As more numbers are added, this byte can be altered.

Hardware. The computer system should be interfaced to the telephone line by a good 5-12-volt relay with con-

tacts rated at 60 volts dc at 50 mA. The normally closed relay contacts are wired in series with the telephone; therefore, if the computer is powered down or not being used for dialing, it will not interfere with normal telephone operation. This program is designed for an Elf II or a Product Board, but some minor hardware changes are required. Referring to Fig. 1, the eight 22,000-ohm resistors must be added to the Product Board, and the 1000-ohm resistor and 2N2222A transistor must be added to the Elf II. The strobe input of the input port on both the Product Board and the Elf II must be tied to +5 volts to enable the processor to read the switches.

The project also requires some means of storing data in a ROM. This means either a fuse burner for a fuse-type ROM, or an EPROM programmer for the type of EPROM used. In the latter case, an erase device can be used if incorrect data is entered. Errors burned into a fuse-type ROM are permanent and uncorrectable.

Other Uses. The dialer program could be used in an automatic fire/burglar alarm system by paralleling a switch from the alarm system to one of the switches of the dialer. Whether the task is to dial a telephone number, flash lights, generate sound, control alarm systems, or control robots, the micro-computer can become a powerful tool to anyone who will learn to use it. ♦

BUILD A MORSE-A-KEYER

Conclusion

BY GEORGE R. STEBER

TABLE I—CODING FOR 1702A ASCII/MORSE EPROM

Character	ASCII										Morse						Octal	
	A7	A6	A5	A4	A3	A2	A1	A0	D8	D7	D6	D5	D4	D3	D2	D1	ASCII	Morse
A	0	1	0	0	0	0	0	1	0	0	0	0	1	1	0	0	101	014
B	0	1	0	0	0	0	1	0	0	0	1	0	0	0	1	0	102	042
C	0	1	0	0	0	0	1	1	0	0	1	0	1	0	1	0	103	052
D	0	1	0	0	0	1	0	0	0	0	0	1	0	0	1	0	104	022
E	0	1	0	0	0	1	0	1	0	0	0	0	0	1	0	0	105	004
F	0	1	0	0	0	1	1	0	0	0	1	0	1	0	0	0	106	050
G	0	1	0	0	0	1	1	1	0	0	0	1	0	1	1	0	107	026
H	0	1	0	0	1	0	0	0	0	0	1	0	0	0	0	0	110	040
I	0	1	0	0	1	0	0	1	0	0	0	0	1	0	0	0	111	010
J	0	1	0	0	1	0	1	0	0	0	1	1	1	1	0	0	112	074
K	0	1	0	0	1	0	1	1	0	0	0	1	1	0	1	0	113	032
L	0	1	0	0	1	1	0	0	0	0	1	0	0	1	0	0	114	044
M	0	1	0	0	1	1	0	1	0	0	0	0	1	1	1	0	115	016
N	0	1	0	0	1	1	1	0	0	0	0	0	1	0	1	0	116	012
O	0	1	0	0	1	1	1	1	0	0	0	1	1	1	1	0	117	036
P	0	1	0	1	0	0	0	0	0	0	1	0	1	1	0	0	120	054
Q	0	1	0	1	0	0	0	1	0	0	1	1	0	1	1	0	121	066
R	0	1	0	1	0	0	1	0	0	0	0	1	0	1	0	0	122	024
S	0	1	0	1	0	0	1	1	0	0	0	1	0	0	0	0	123	020
T	0	1	0	1	0	1	0	0	0	0	0	0	0	1	1	0	124	006
U	0	1	0	1	0	1	0	1	0	0	0	1	1	0	0	0	125	030
V	0	1	0	1	0	1	1	0	0	0	1	1	0	0	0	0	126	060
W	0	1	0	1	0	1	1	1	0	0	0	1	1	1	0	0	127	034
X	0	1	0	1	1	0	0	0	0	0	1	1	0	0	1	0	130	062
Y	0	1	0	1	1	0	0	1	0	0	1	1	1	0	1	0	131	072
Z	0	1	0	1	1	0	1	0	0	0	1	0	0	1	1	0	132	046
1	0	0	1	1	0	0	0	1	0	1	1	1	1	1	0	0	061	174
2	0	0	1	1	0	0	1	0	0	1	1	1	1	0	0	0	062	170
3	0	0	1	1	0	0	1	1	0	1	1	1	0	0	0	0	063	160
4	0	0	1	1	0	1	0	0	0	1	1	0	0	0	0	0	064	140
5	0	0	1	1	0	1	0	1	0	1	0	0	0	0	0	0	065	100
6	0	0	1	1	0	1	1	0	0	1	0	0	0	0	1	0	066	102
7	0	0	1	1	0	1	1	1	0	1	0	0	0	1	1	0	067	106
8	0	0	1	1	1	0	0	0	0	1	0	0	1	1	1	0	070	116
9	0	0	1	1	1	0	0	1	0	1	0	1	1	1	1	0	071	136
0	0	0	1	1	0	0	0	0	1	1	1	1	1	1	1	0	060	176
.	0	0	1	0	1	1	1	0	1	1	0	1	0	1	0	0	056	324
,	0	0	1	0	1	1	0	0	1	1	1	0	0	1	1	0	054	346
?	0	0	1	1	1	1	1	1	1	0	0	1	1	0	0	0	077	230
/	0	0	1	0	1	1	1	1	0	1	0	1	0	0	1	0	057	122
_	0	0	1	0	1	1	0	1	0	1	1	0	0	0	1	0	055	142
=	0	0	1	1	1	1	0	1	0	1	1	0	0	0	1	0	075	142
AR (.)	0	0	1	1	1	0	1	1	0	1	0	1	0	1	0	0	073	124
SK (ESC)	0	0	0	1	1	0	1	1	1	1	0	1	0	0	0	0	033	320
AS (.)	0	0	1	1	1	0	1	0	0	1	0	0	0	1	0	0	072	104
SP (SPACE)	0	0	1	0	0	0	0	0	0	0	0	0	1	0	0	1	040	011
KN (DEL)	0	1	1	1	1	1	1	1	0	1	0	1	1	0	1	0	177	132

THE first part of this article, in the January issue, described the circuit and purpose of the "Morse-A-Keyer" project. In this issue are details of construction and operation.

Construction. The use of printed-circuit assembly techniques is recommended. To keep the prototype's printed-circuit board compact, a double-sided pc board was used. Full-size etching and drilling guides for the board appear in Fig. 2. If you decide to make your own board from these guides and do not have facilities for making plated-through holes, leads *must* be soldered to foil pads on both sides (where applicable) to create the proper circuit connections. If you use a double-sided board with plated-through holes, component leads must be soldered only on the bottom side of the pc board. Employ a fine-tipped, low-wattage soldering iron, small-diameter 60/40 rosin-core solder, and IC sockets or Molex Soldercons when assembling the pc board.

The component-placement guide appears in Fig. 3. Install the IC sockets or Molex Soldercons first, the smallest components next, and then the largest. Remember to install the jumpers at *J1* to select the desired strobing-pulse polarity, at *J2* if it is desired that one of the relay contacts be grounded, and at *J3* so that +5 volts from the supply can reach the Morse-A-Keyer circuit. Observe the polarities and pin basings of all electrolytic capacitors and semiconductors. Note that the +5-volt power supply, the sidetone speaker, SPEED control *R30*, relay-protective components *R24* and *C17*, and BUFFER FULL *LED1* are not mounted on the pc board. These items, various switches, input and output connectors, and an ASCII keyboard if desired, should be mounted on a suitable metal enclosure. The pc board can be secured to the keyboard by standoffs.

The 1702A PROM, *IC12*, must be properly programmed. Its truth table appears in Table I. If you want to program your own PROM but don't know how to do so, consult the PROM programmer construction article that appeared in the February 1978 issue of this magazine. Some semiconductor dealers will program the device for you if you include the truth table with your order for the device.

Operation. The Morse-A-Keyer is very easy to use. Preparing the project for Morse generation involves connecting an ASCII source to its data input lines, applying power to its supply, connecting its keyed output to the keying line of the transmitter or transceiver with which it is to be used (if any), and applying an ASCII character to its input to generate a (silent) space. This ini-





Fig. 2. Full-size etching and drilling guides for the top (above) and bottom (below) of the Morse-A-Keyer's pc board.

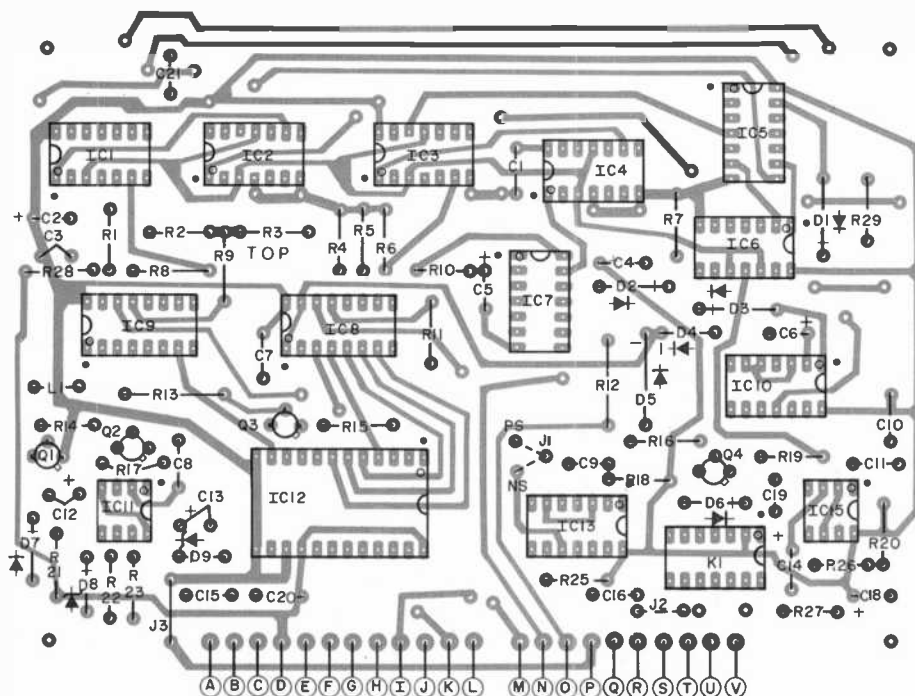


Fig. 3. The component placement guide for the project's pc board. Circuit points corresponding to those that appear in the schematic diagram are called out by letter designations.

tialization is necessary because when the project is first powered, its flip-flops' outputs can assume random logic states. This can be accomplished by tapping the space bar of an ASCII keyboard if such a keyboard is used. Actually, any character will work, but the space bar is the most convenient. The settings of the SPEED and sidetone VOLUME controls are matters of user preference.

The Morse-A-Keyer as designed can transmit code at a rate from 5 to 35 wpm. This range can easily be modified

by changing the value of *R12*. For example, if a component with a resistance that is less than the specified 82 kilohms is used as *R12*, the project's top speed will be greater than 35 wpm.

When feeding ASCII data into the project by means of a keyboard or some other source, do so at approximately the same rate that is selected by the setting of the SPEED control. The Morse-A-Keyer's 16-character elastic buffer will compensate to some extent for variations in the rate at which data is presented to its input lines so that the generated code that appears at its output will have constant speed and spacing. However, if the SPEED control is set for 5 wpm and ASCII data is applied to the input lines at a rate of 20 wpm, the buffer will quickly overflow (this condition is indicated by the BUFFER FULL LED glowing) and characters will be lost.

One final point—if you transmit a CQ at 35 wpm, be prepared to receive a reply at the same speed. If you can copy code that fast, or have a Morse decoding device such as the Morse-A-Word (see POPULAR ELECTRONICS for March and April 1979), you're all set for a brisk, breezy QSO!

In the first part of this article, the value of *C6* on the schematic should have been 0.47 μ F not 47 μ F and capacitor *C10* should have been connected between + 5 volts and ground, with the coil of relay *K1* connected directly to the supply.—Ed.

KIT ORDERING INFORMATION

The following is available from Microcraft Corp., Box 513, Thiensville, WI 53092 (414-241-8144): Complete kit of parts including etched and drilled printed-circuit board, all items in Parts List including ASCII keyboard, power supply, and prepunched and lettered enclosure (No. MAK-K) for \$159.95 plus \$5.00 postage and handling. Also available from the same source: Kit including etched and drilled pc board and all parts that mount on it (No. EPK-K) for \$69.95 plus \$3.00 postage and handling; etched and drilled pc board (No. PCB-K) for \$12.50 plus \$2.00 postage and handling; preprogrammed 1702A PROM (No. PROM-K) for \$10.00 plus \$1.50 postage and handling. Wisconsin residents, add 4% sales tax.

ILP AUDIO MODULES
A new concept in audio design
Compact high performance modules
Ideal for * Home music systems

- * Subwoofers and bi-amplification
- * Musical instrument amplification
- * Professional sound reinforcement

MODULAR SYSTEMS
APPROACH ALLOWS YOU TO BUY ONLY WHAT YOU NEED!

- * Stereo or Mono, you decide wattage
- * Basic power or with preamplification
- * Start simple, expand when you need to * Design your own custom cases

FULL FIVE YEAR WARRANTY

Power Amplifiers

- Built-in heatsinks
- Protected circuitry
- No external parts required
- * 5 simple connections

HY50 30 watts RMS \$28.95

High performance amp with rugged aluminum heatsinks. Measure only 4" x 2" x 1" thick! Mounts with 2 screws. Gives 30 watts RMS at 0.02% distortion. Response 10 — 45 KHz. 4 to 16 ohms. ± 25 V/2A. HY30. 15 watts RMS. Size/specs as HY50. 20 V/2A. 25.95

HY200 120 watts RMS \$79.95

High performance amplifier with large heatsink area for cool operation. Fully protected circuitry. Distortion only 0.01% at 120 watts RMS (1 KHz). Response 10 Hz — 45 KHz. S/N ratio 100 db. Only five connections. Amazingly compact — only 4 1/2" x 4" x 2" D. Mounts with 2 screws. Requires ± 45 V/3A.

HY120. 60 W RMS. Specs/size as HY200. 35 V/2A. 59.95

HY400 240 Watts (4 ohm). Double the power, double heatsink area! Same specs as HY120/200. May be used into 8 ohms at reduced output. 4" x 4 1/2" x 4". ± 45 V/4A. \$99.95

HY400 bridging circuit for 480 watts available 1981.

PreAmplifiers

HY66 Stereo HY6
\$48.95 Mono \$25.95

Inputs for RIAA phono, tape with monitor, tuner, auxiliary and microphones; full tone control circuitry. Incredible performance: Response DC to 100 KHz, distortion 0.05%, S/N 90 db. Output to 4.5 V RMS. Supplied with edge connectors. Compact. Reliable. Internal voltage regulation — use from 15 to 50 V safely! May be used in multiples for PA, instrument mixers etc. Order optional pcb's to extend edge connectors: B6 (for HY6) \$3.75 and B66 (for HY66) \$4.75

Power Supplies

Circuit boards with all components plus TOROIDAL transformers (except PSU30 and 36). Toroidals are half the size and weight of conventional transformers; and are quieter and more efficient. Note: HY6 and HY66 can also be powered from any supply.

PSU50 for 1 or 2 HY50 \$33.80
PSU60 for 1 HY120 \$51.00
PSU70 for 1 or 2 HY120 \$64.00
PSU90 for 1 HY200 \$65.50
PSU180 for 1 HY400 or 2 HY200 \$89.50
PSU36 for 1 or 2 HY30 \$33.80
PSU30 for 12 HY6 or 6 HY66 \$22.95

Telephone Order (716) 849-0735

DEALER AND OEM ENQUIRIES INVITED

GLADSTONE Electronics

901 Fuhrmann Blvd., Buffalo N.Y. 14203

Name _____
Address _____
City _____ Zip _____
Please send _____
Amt. enclosed _____
Check () M/O () Visa () M/C ()
Number _____ Exp. _____

In Canada: Gladstone Electronics, 1736 Avenue Rd., Toronto (416) 787-1448

CIRCLE NO. 26 ON FREE INFORMATION CARD

By John McVeigh,
Technical Editor

Using Laser Diodes

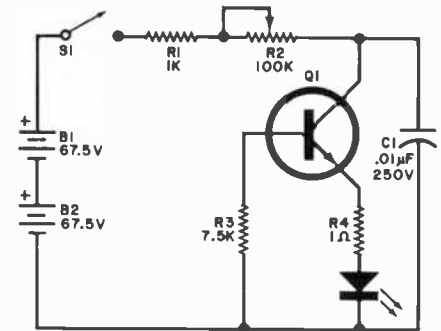
Q. I am interested in using an infrared laser diode in a target game. I would like to know what kind of power supply and detector I should use. Also, must I use a lens to focus the infrared output, or does

the diode produce a narrow beam like a visible, gas-tube laser?—Peter Dix, Milwaukee, WI

A. Single-heterostructure (SH) laser diodes, the type that are supplied at bar-

gain prices by some of the merchants who advertise in this magazine, must be driven by narrow current pulses of at least 5 or 10 amperes. These diodes will not lase until the forward current exceeds a threshold known as J_{th} . As the forward current increases above J_{th} , the optical power increases linearly. The J_{th} of SH diodes is typically 5 to 10 amperes, but this much current can only be applied in pulses of no greater duration than 200 nanoseconds. Otherwise, the diode will literally explode.

The avalanche-transistor circuit shown in the figure will provide high-current pulses only 50 to 75 nanoseconds in duration. Different transistors avail-



anche at different voltages, so you'll have to select a specific transistor for your particular laser. Don't incorporate the diode into the circuit until you have selected a transistor that will provide an acceptable level of current and have verified the operation of the circuit.

Select $Q1$ by connecting a short copper wire in place of the diode and monitoring the voltage developed across $R4$ by means of a fast (15-MHz) scope. Keeping leads as short as possible, temporarily connect a transistor as $Q1$ and monitor the scope trace. If the circuit is oscillating (and it will with most npn switching transistors), the vertical amplitude of the pulses across $R4$ in volts will equal their peak current in amperes. Select a transistor that delivers two and a half to three times your diode's J_{th} , which rating is usually supplied with the device.


In the circuit shown, $S1$ can be a trigger-actuated momentary switch, and the entire circuit can be mounted in the body of a fake rifle.

The beam generated by an SH laser diode is invisible and occupies a fairly broad field—about 20 x 40 degrees. To see the beam, you'll need an infrared-to-visible-light converter. The most inexpensive converter is a plastic, phosphor-coated infrared viewing card that is available for about \$30 from Kodak Special Products Sales, Rochester, NY 14650. With the help of an image converter, you can compress the wide beam

EXCITING MAIL ORDER DISCOUNTS

Apple II
16K computer

Disk II with Controller \$535... without \$429
Nearly Everything for Apple



\$949

APPLE II 32K \$1049
APPLE II 48K \$1149
DOS 3.3 with upgrade kit \$54

APPLE II ACCESSORIES

Apple Joystick	47
AST Numeric Input Keyboard	89
ALF Music Synthesizer	245
Brighten Lighten from Softage	32
Clear Cover for Apple Computer	25
CCS Programmable Timer Module	159
Dan Paymer Lower Case Kit (Model I)	59
Dan Paymer Lower Case Kit (Model II)	59
Hayes Micromodem*	335
8-Header Board	27
Graphics Input Tablet	649
Intel X-10 Controller System	236
Intel X-10 Controller Only	225
MSR Sup-R-Term 80 Column Board	295
Microsoft 2.85 Soft Card	299
Navigation Kit Modem	159
Rememtek Basic Program System	149
Speedlink 2000/64 Word Vocabulary	215
SuperTalker Speech Synthesizer	299
Sup-R-Mod 8" TV Modulator	25
SVA 8" Disc Controller Card	329
Verac-Writer Digitizer Drawing System	208

WE SHIP FAST!

SOFTWARE

Adventure	27
Apple Bowl	14
Applebug Assembler/Disassembler	99
Applebug Debugger	27
Apple Graph & Plot System	59
AppleLogo Learning I/II System	44
Apprentice Word Processor	27
Bill Bugler Space Game Album	85
Bill Bugler's Trilogy of Games	29
The Cashier Retail Management System	189
CCA Data Management	84
City Personnel Software	99
The Contributed Volumes 1-5	154
Drawings	29
Desktop Plan by Personal Software	79
Dow Jones Portfolio Evaluator	44
Forth II by Programma Software	65
Fortran for use with Language System	159
Pascal Language System	119
Bergon II Chess Game-Cassette	27
Bergon II Chess Game-disk	26
Shell Games	17
Space Invader-Cassette	25
Space Invader-disk	25
Sub-Logic FS-1 Flight Simulator	23
Cassette	23

Sub-Logic FS-1 Flight Simulator-disk 29
System Apple 80 8000 Simulator 17
VisiCalc by Personal Software 119
Business Package 595
AND MUCH MORE... JUST CALL!

APPLE COMPUTER INTERFACE CARDS

Asynchronous Serial Interface #7710A	545
AppleSoft II Firmware Card	149
CCS Automatic Processor Card #72110	229
CCS Parallel Interface Card #7725A	186
Continuous Printer Interface Card	179
Apple Check-Calendar Card	179
by Mountain Hardware	229
Communications Card & DB25 Cable	169
Integer Basic Firmware Card	169
Parallel Printer Interface Card	129
Phototyping Hobby Card	32
Rampant Card with keyboard filter	159
Shunt Card without keyboard filter	159
SVA 8" Disc/Parallel I/O	169
Assembled & Tested	169
Serial Interface Card	129
Synetic Light Pen Card	214

PRINTERS, MONITORS, DISCS

Daisy Wheel Printer	1795
Anadex DP9000	850
Anadex DP9000AP	850
Centronics without cable	819
Epson 7200-B W/Graphics	799
Epson 8320	845
MPI 80T	650
HEC Supervisor #5810	1094
Paper Tiger 460G	2099
Sidetype with Interface Card	510
Lextra Video 100-12 RAW	198
Sonyo S' 83-W	130
Dynal disks (pkg 10)	50
Managers (pkg 10)	40
Verbatim (pkg 10)	40

apple computer
IN STOCK, CALL FOR PRICES!



ATARI 800
PERSONAL COMPUTER SYSTEM

\$747

- High resolution COLOR Graphics
- 128K Basic in ROM
- RAM expandable to 48K
- 57 key full stroke keyboard
- Built-in RF TV modulator
- High speed serial I/O port

If Atari makes it, we sell it!

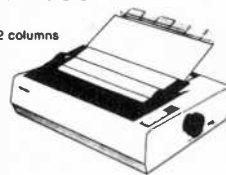
Atari 400 Computer	\$469
Atari 820 Printer	489
Atari 810 Disk Drive	569
Atari 410 Program Recorder	69
Atari 16K RAM Module	149
Atari 8K RAM Module	99
Atari Basic ROM	45
Atari VisiCalc	129
Basketball	30
Video Easel	30
Super Breakout	30
Music Composer	45
Computer Chess	30
Star Raiders	39
3D Tic-Tac-Toe	30
Joystick	19
Assembler/Editor	45

"BEST PRINTER VALUE IN THE WORLD"
Check our prices on THE ULTIMATE IN QUALITY

Epson Printers

APPLE & MOST OTHER COMPUTERS

- NEW! MX80, 40, 80, 132 columns
- LIST \$645
- TX 80 col. w/Graphics
- LIST \$799
- Apple Controller & Card & Cable.
- LIST \$110



- Most reliable small printers ever sold!
- Uses standard printed paper.
- Dumps Apple screen graphics right on the paper — with graphics option.

TO ORDER: Phone orders invited using Visa Mastercard, or bank wire transfers. Visa & MC credit card service charge of 2%. Mail orders may send charge card number (include expiration date) cashiers check money order, or personal check (allow 10 business days for checks to clear). Please include phone number. Include 3% shipping, handling, and insurance (\$5.00 minimum) in USA. Shipments within

Call! add 6% sales tax. Foreign orders include 1% handling-shipping freight collect. Foreign orders over \$1000 allow 3 weeks extra and include \$25 license fee. All equipment is in factory cartons with the manufacturers warranty. Equipment is subject to price change and availability. We ship the same day on most orders. No C.O.D.'s accepted. Retail store prices differ from mail order prices.



MAIL TO: 1251 BROADWAY EL CAJON CA, 92021 (714) 579-0330

AUTHORIZED
APPLE
SALES &
SERVICE

COMPUTER



SPECIALTICS

DIVISION OF
CIB

of infrared light into a pencil-thin beam as narrow as that emitted by a helium-neon tube laser. All you need is a convex f1 lens, which is available from Edmund Scientific Co., or one of the other optics dealers.

Any sensor that is to be used must be sensitive to the laser's 900-nanometer infrared radiation. Silicon photodiodes driving fast amplifiers are best. A phase-locked receiving loop can be used as a detector if the pulse rate of the transmitter (determined by the setting of R2) is within the lock range of the loop. The amplified error-voltage output of the loop can be used to drive digital scoring circuits. Ideas for the infrared link can be gleaned from Forrest Mims' "Experimenter's Corner," especially the September 1977, March 1979, July 1980 and August 1980 installments, and the January 1979, February 1979, and July 1979 "Projects of the Month," all of which helped me formulate a response to your question.

Front-End Overload

Q. I have a general-coverage shortwave receiver that picks up signals from local AM broadcast stations on the shortwave bands. What can I do to remedy this situation?—Marvin Rosen, Baltimore, MD

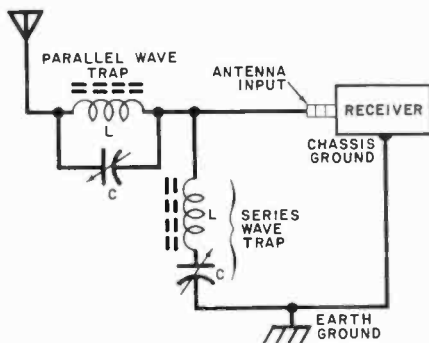
A. Assuming that the AM broadcast-station transmitters are not radiating harmonics of their fundamental frequencies, the spurious signals that you are noting on the shortwave bands are the result of nonlinearities in your receiver. This not-uncommon situation arises when the "offending" signal is very strong or when the receiver lacks sufficient ability to reject out-of-band signals. One possible solution is to attenu-

ate the AM broadcast signals by means of a wave trap. If a series LC circuit tuned to the frequency of the offending signal is connected between the receiver's antenna input and ground, the tuned circuit will offer a low-impedance shunt path to ground. The frequencies of the shortwave stations that you want to receive will be so far removed from the resonant frequency of the trap that the trap will not adversely affect them. A suitable trap can be fashioned from a 10-to-365-pF variable capacitor and a ferrite loopstick inductor. Both components can be salvaged from a discarded AM radio.

To use the trap, simply adjust the variable capacitor for minimum spurious response in the receiver. If one section of trapping is insufficient, it can be augmented by means of a parallel wave trap (see figure) constructed from similar components and placed between the

antenna input of the receiver and the antenna.

Another solution is to use an active or passive r-f preselector with a band-pass response. Some antenna tuners provide this as a bonus in addition to their impedance-matching function. If you decide to try an active preselector, be sure to choose a design that employs devices known for their ability to resist strong-signal overload. The excellent ability of MOSFETs to cope with high-level input signals makes them ideal candidates for this application. ◇



ate the AM broadcast signals by means of a wave trap. If a series LC circuit tuned to the frequency of the offending signal is connected between the receiver's antenna input and ground, the tuned circuit will offer a low-impedance shunt path to ground. The frequencies of the shortwave stations that you want to receive will be so far removed from the

HOBBY-BLOX™

The modular, circuit building system for electronic hobbyists.

Be careful. Your hobby is about to become an obsession.

The 14 modular units in the solderless, Hobby-Blox™ system are color-coded and cross-indexed. Projects go faster, easier.

For the beginner, there are two starter packs. One for integrated circuits, one for discrete components. Each has its own 10 project booklet.

Once you get into Hobby-Blox, look out. You're going to get hooked.

Free Project-of-the-Month to Hobby-Blox purchasers!

For a free catalog and the name of your nearest Hobby-Blox dealer, call Toll Free 800 321-9668. In Ohio call collect (216) 354-2101.

Patents Pending.
© A P PRODUCTS INCORPORATED 1980

A P PRODUCTS INCORPORATED
9450 Pineneedle Drive
P.O. Box 603
Mentor, Ohio 44060
(216) 354-2101
TWX: 810-425-2250

In Europe, contact A P PRODUCTS GmbH
Bäumlesweg 21 • D-7031 Weil 1 • W. Germany

Many important articles covering a variety of interests in the broad field of electronics are published in POPULAR ELECTRONICS. Reprints of selected articles and test reports are now available in the event that you missed some you would like to have for reference or study purposes—or for projects you wish to build. Reprints are only \$2 each; \$1 for those marked with an asterisk. Minimum order is \$6.

Special articles

AUDIO

- 40854 How the New FTC Hi-Fi Rules Affect You
- 40855 How To Evaluate Tape Recording Specs
- 40856 A New Standard For FM Tuner Measurements
- 40964 Build The Hi-Fi/TV Audio Minder
- 41097 Upgrading Your Old Stereo FM Tuner System & Expanders
- 41098 Build An Audio Comander
- 41099 How FM Tuners Work, Part I
- 41100* How FM Tuners Work, Part II
- 41303* Build A Super Filter
- 41304 Build A Disco Preamp-Mixer
- 41305 Build A Stereo Roto Blender
- 50116 Interpreting Speaker Test Results
- 50118 Build A Dynamic Audio Noise Filter
- 50120 Tape Bias Chart
- 50121 Parametric Equalizer
- 50128 Clipping Indicator
- 50138 Car Stereo Standards

COMPUTER

- 40860 How To Select A Microcomputer
- 40861 Ins & Outs Of Computers For Beginners
- 40966 Introducing Speechlab—The First Hobbyist Vocal Interface For A Computer
- 41306 Cassette Control For TRS-80 Computer
- 41308 Computer Bubble Memories
- 50117* Ohio Scientific Computer
- 50123 How To Add I/O Ports
- 50125 Computer Printing
- 50126 CP/M
- 50130 Computer-Aided Morse Code
- 50131* TR-80 "Real Time" Timer
- 50139* TRS-80 Combination Lock
- 50142 Extra Keyboards
- 50144 Programming Microprocessors

COSMAC "ELF" SERIES

- 40857 Low Cost Experimenter's Microcomputer
- 40858 Experimenter's Microcomputer/With Hardware Improvements & More Programming Details
- 40859 Microcomputer/How To Expand Memory, Plus More Programs
- 40870 Build The Pixie Graphic Display
- 41101 Expanding Elf II
- 41307 Tic-Tac-Toe For Elf Computer

COMMUNICATIONS

- 40862 CB Specifications Made Easy
- 40863* How To Choose CB Base Station Antennas
- 40965 Build Morse-A-Letter
- 50119 Upcoming New World of TV
- 50127 Radioteletype Reader Part I
- 50141 Radioteletype Reader Part II

OTHER

- 40867 How To Design Your Own Power Supplies
- 40868 The Care & Feeding Of NiCd Batteries
- 40869 Build A Gas & Fume Detector
- 40963* Six CMOS Circuits For Experimenters
- 40967 Programming Calculators For Fun and Games
- 40968* Zap New Life Into Dead NiCd Batteries
- 41103 How To Design TTL Digital Systems
- 41104 Build An Autorangeing Digital Capacitance Meter
- 41309 Use Low Cost Digital Equipment
- 41310 Energy Leak Detector
- 41311 An A/D Converter
- 41312 Security Focus (2 Articles)
- 41313 Universal Electronic Timer
- 41314 MPH Car "Cruisalart"
- 50124 NASA Motor-Control Circuit
- 50132 A Personal Radiation Monitor
- 50134 The New Digital Multimeters
- 50135 Car Econometer
- 50143 Motion-Detector Alarm

LEARNING ELECTRONIC THEORY WITH CALCULATORS SERIES

- 40864 Basic Equations and OHM's Law
- 40865 Reactance, Time Constants And AC Calculations
- 40866 RC Coupling, Basic Amplifier Calculations, and RLC Relationship

Test reports

AUDIO

- 40871 ADC Accutrac 4000 Record Player
- 40874* MXR Stereo Graphic Equalizer
- 40875* Nakamichi Model 500 Stereo Cassette Deck
- 40878* Pickering Model XV-15/625E Stereo Phono Cartridge
- 40879 Pioneer Model CT-F8282 Stereo Cassette Deck

- 40886* Stanton Model 681EEE Stereo Phono Cartridge
- 40887 Teac Model PC-10 Portable Stereo Cassette Deck
- 40970 Speakerlab Model S7 Speaker System Kit
- 40973* Burwen Model DNF 1201A Noise Reducer System
- 41113* Dahlquist Model DQ-1W Low-Brass Module
- 41315 Sony "Class D" Amplifier
- 41316 Electrovoice "Series II" Speakers
- 41317 AR 9 Speakers
- 41318 JVC Jt-V77 FM Tuner
- 41319 Pioneer CT-F900 Cassette Deck
- 41320 Luxman R-1120 Receiver
- 41321 Dual C-819 Cassette Deck
- 41322 B.I.C. 2-speed Cassette Deck
- 41323 SAE Two Amplifier and Tuner
- 41324 Hitachi Mosfet Power Amp
- 41325 Akai PO-1000 Open-Reel Tape
- 50137* RG Dynamics Signal Processor
- 50140* Pioneer Reverb Amp
- 50150* Pioneer TV Sound Tuner

COMMUNICATIONS

- 40891* Drake Model SSR-1 AM/SSB Communications Receiver
- 40892* Kenwood Model TS-820 Amateur Radio Transceiver
- 41114 Ten-Tec Century/21 Ham Transceiver
- 41326* Panasonic 5-Band SW Portable
- 41327* Electra Microprocessor Scanner
- 50145 McKay Dymek Receiver
- 50129* Realistic Receiver
- 50136* Grundig Communications

TEST INSTRUMENTS

- 40928* B&K-Precision Model 280 Digital Multimeter
- 40930* Ballantine Model 1010A Dual-Trace Scope
- 40931* Fluke Model 8020A Digital Multimeter
- 40932* Hewlett-Packard Model 280 Digital Multimeter
- 40934* Sencore Model TF-70 Portable Transistor Tester
- 40935* Triplet Model 60 Analog Multimeter
- 41115 B&K Precision Model 1820 Universal Frequency Counter
- 50122 Spectrum Analyzer
- 50133* Phillips Oscilloscope

*Reprints are \$2 each, \$1 for those marked with asterisk. Minimum order \$6.



CHARGE ORDERS (Minimum \$10)—For your convenience PHONE TOLL FREE 800-431-2731. NY State only 800-942-1940.

POPULAR ELECTRONICS REPRINTS
PO. Box 278, Pratt Station
Brooklyn, NY 11205

Please send the reprints listed below:

Reprint #	Quan.	Reprint #	Quan.

REPRINTS ORDERED _____

TOTAL ENCLOSED (MINIMUM ORDER \$6) _____
U.S.—Shipped First Class. Add 50¢ per order Post. & Hand.
Outside USA—Shipped AIR MAIL ONLY. Add \$2 per order.

CHARGE (MINIMUM \$10):

- American Express
- Master Charge
- Visa
- Diners Club

Account # _____ Exp. Date _____

Signature _____

Print Name _____

Address _____

City/State/Zip _____

*Residents of CA, CO, DC, FL, IL, MA, MI, MO, NY STATE, UT, and VT add applicable sales tax.

Innovations

The sharpest picture ever achieved in big-screen projection TV

The new Heathkit Screen Star sets a new standard in picture quality for big-screen projection TV. The finest F1.0 lenses you can buy produce one of the clearest, brightest pictures ever.

Imagine watching all your favorite TV movies and sports events on a big 6-foot diagonal screen. Heathkit's three-tube projection gives you brighter, more vivid color. And it's a lot easier to build than conventional TV's.

A complete computer system in one compact unit

The Heathkit All-In-One Computer takes the guesswork out of selecting a balanced computer system. It includes built-in floppy storage, smart terminal, heavy-duty keyboard, 12-key numeric pad, Z80 CPU, and 16K RAM expandable to 48K—all in one compact unit.

Two Z80 microprocessors mean terminal and computer never share power. So both can operate faster on more complex programs. And there's no better way to learn about computers than to build one yourself.



The only computerized home weather station for instant, up-to-the-minute weather reports

Just push a button for reliable weather information anytime you need it with the unique Heathkit Weather Station.

It gives you digital readouts of F or C temperatures, wind speed in miles or kilometers per hour or in knots, wind direction, barometric pressure, date and time of day, even the wind chill factor.

This microprocessor-based weather computer has memory to store data and precision infra-red sensing devices built into the outdoor transmitter. And it's very easy to build.

The finest stereo receiver ever introduced by one of the leaders in audio technology

It's loaded with luxury features that let you adjust your music to your preference.

Special features include a Precision

Tuning System (PTS) that automatically corrects mistuning. 5-section FM tuning capacitor gives you maximum rejection of unwanted signals for lower noise, cleaner sound. Digital frequency readout, center tune meter, and flywheel loaded tuning are just a few of the luxury touches. Complete specifications are in the latest Heathkit Catalog.

FREE CATALOG

See all the newest innovations in build-it-yourself kits in the latest free Heathkit Catalog. It contains nearly 400 exciting kits for your home, work or pleasure. Send today.



Send to: **Heath Company, Dept. 010-742
Benton Harbor, MI 49022**

Yes, please send me a Heathkit Catalog.
I am not currently receiving your catalogs.

Name _____

Address _____

City _____ State _____

CL-725A _____ Zip _____

Heathkit®

If coupon is missing, write **Heath Co.,
Dept. 010-742
Benton Harbor, MI 49022**

Heathkit Products are also sold and serviced at Heathkit Electronic Centers (units of Veritechnology Electronics Corporation) in major cities throughout the U.S. See your white pages.

TRS-80 COLOR

4K
16K WITH
EXTENDED
BASIC \$519



APPLE II OR APPLE II +

48K \$1119




TRS-80 MODEL III

16K \$929
48K \$1119



ATARI 800 \$849
400 \$499
JACC 16K RAM \$149



TSE HARDSIDE

6 SOUTH ST., MILFORD, NH 03055
TOLL FREE ORDERS:
1-800-258-1790
(in NH call 673-5144)



TERMS: Prices and specifications are subject to change. HARDSIDE accepts VISA & MASTERCARD. Certified checks and Money Orders; Personal checks accepted (takes 3 weeks to clear). HARDSIDE pays all shipping charges (within 48 states) on all PREPAID orders OVER \$100.00. On all orders under \$100 a \$2.50 handling charge must be added. COD orders accepted (orders over \$250 require 25% deposit) there is a \$5.00 handling charge. UPS Blue Label, Air Freight available at extra cost.

CIRCLE NO. 29 ON FREE INFORMATION CARD

SOLID-STATE DEVELOPMENTS

By Forrest M. Mims

A New Super LED

A NEW-PRODUCT announcement in a recent issue of an electronics trade magazine described a recently developed family of "super-high-output" infrared light-emitting diodes. My initial reaction to this item was one of skepticism, because over the past several years a number of companies have announced new high-power LEDs. In fact, all of these "new" LEDs deliver approximately the same amount of optical power—6 milliwatts at a forward current of 100 milliamperes. Nevertheless, I wrote to the manufacturer, Xciton Corporation, and requested more information.

Xciton sent a package of data sheets which revealed the new "super" LEDs are made from (AlGa)As, a compound which emits at a wavelength of 880 nm in the near infrared. The data sheets claimed that the new diodes have twice the power-conversion efficiency of comparable GaAs:Si LEDs, whose radiation is at the longer wavelength of 940 nm. Xciton's data seemed in order, so I sent for sample LEDs for evaluation.

When the new LEDs arrived, I measured their power output using a calibrated Centralab Model CS-12 silicon detector. In all cases, the new (AlGa)As diodes were indeed twice as efficient as similar GaAs:Si emitters. Incredibly, at forward currents of less than 30 milliamperes, one of the new diodes exhibited a power-conversion efficiency fully 2½ times greater than that of a comparable GaAs:Si unit!

Figure 1 compares the power output of one of the new (AlGa)As emitters, the Model XC-880-C, with that of a high-quality GaAs:Si emitter, Optron's Model OP-195. I made the graph with the help of the Centralab calibrated detector. Note that, at a forward current of 30 milliamperes, the power output of the Model XC-880-C diode is three times that of the Model OP-195. The power-conversion efficiencies of the two emitters are 6.5 percent and 2.6 percent, respectively.

The results given in Fig. 1 are somewhat conservative, because both diodes are encapsulated in T-1¾ standard-diameter epoxy packages. Diodes housed in these packages emit off-axis radiation which is not intercepted by the calibrated detector and is therefore not measured. Nevertheless, because both diodes are installed in identical packages, Fig. 1 provides a fair comparison of the outputs of the two diodes.

Now that Xciton's claim about the ef-

iciency of its new emitters has been vindicated, let's look at the specified output powers for the most powerful members of this new family of LEDs. There are three series of epoxy-encapsulated diodes and two series of metal-package diodes, each series being divided into four power-output categories designated, in ascending order, A, B, C and D.

The most powerful epoxy-encapsulated diodes include a miniature, wide-emission-angle, T-1 packaged version (XC-1288-D), and both narrow- and wide-emission-angle, T-1¾ packaged versions (XC-880-D and XC-881-D, respectively). All three of these diodes

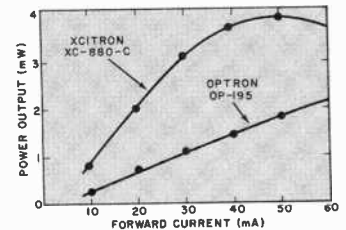


Fig. 1. Comparing power outputs of two types of light-emitting diodes.

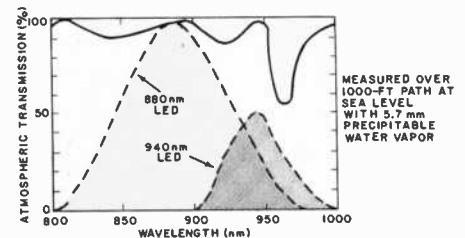


Fig. 2. Response of silicon phototransistor compared to emission wavelengths of LEDs.

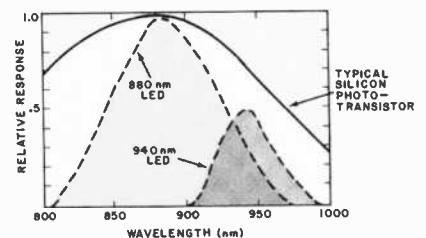


Fig. 3. How LED emissions are reduced by atmospheric absorption.

solid-state developments

emit 5.0 milliwatts at only 20 milliamperes of forward current!

The most powerful metal-package versions include both flat-window (XC-88-FD) and lens (XC-88-PD) configurations in TO-46 packages. Both emit 12.0 milliwatts at 100 milliamperes!

There are at least sixteen individual diodes in this new family of 880-nm emitters, so it's not possible to include all their specifications here. For data sheets, write to Xciton Corporation (Shaker Park, 5 Hemlock Street, Latham, NY 12110).

Applications for Super LEDs. The new 880-nm super LEDs offer several important advantages over conventional infrared emitters. Their very high output-power levels, for example, mean that optical communication, ranging, and detection systems can be designed using less-sensitive receivers. Alternatively, if the new super LEDs are substituted for older, less powerful emitters in existing circuits, transmitter drive currents can be reduced substantially. This can be particularly beneficial in battery-powered applications.

The 880-nm emission wavelength of the new LEDs offers important advantages, also. As Fig. 2 shows, the peak-emission wavelength of the new emitters is much closer to the peak-sensitivity region of silicon phototransistors. Another advantage is that, although the radiation from a 940-nm emitter is totally invisible, that from an 880-nm LED is visible as a dim, red glow. The beam is too faint to be obvious, so the new LEDs can be used in applications where an essentially invisible beam is desired (as in an intrusion alarm). However, its slight visibility solves a problem that has always beset users of infrared LEDs—the desire to know quickly whether or not the LED is actually radiating.

A less obvious advantage of the 880-nm wavelength radiated by the new LEDs is substantially reduced atmospheric absorption. Figure 3, which is extracted from a small portion of a wall chart published by the Santa Barbara Research Center of the Hughes Aircraft Company, shows that some wavelengths are heavily attenuated due to absorption by atmospheric water vapor. Note that 940 nm is within one of these absorption

regions. On the other hand, the more powerful emissions from 880-nm LEDs fall within a very high transmission region known as a *window*.


We can therefore conclude that, for long-range, free-space light-wave communications and detection, the 880-nm emitter is superior to the 940-nm emitter. Its output power can be twice as high for a given forward current through the LED and it will be subject to only approximately one-half the atmospheric attenuation.

Unfortunately, the excellent atmospheric transmission at 880 nm poses a possible problem if a super-LED light-wave communication or detection system is to be used during daylight hours. Sunlight can cause substantial interference in such systems. At sea level, solar radiation at 880 nm is 0.07 watts/meter², nearly twice that at 940 nm—0.04 watts/meter². Therefore, potential receiver noise at the shorter wavelength is almost double that at the longer wavelength. This problem can be alleviated by using a narrow-bandpass optical filter at the detector of a light-wave receiver and by reducing its field of view.

Incidentally, another drawback of the new super LEDs is their relatively slow rise and fall times—approximately one microsecond. This limits their information-carrying capacity to about 400 kHz, which is more than adequate for carrying as many as 100 voice channels, but which is at best marginal for video and high-data-rate applications. GaAs:Si LEDs are about as slow as the new super LEDs.

Based upon previous reader response to infrared construction projects in this magazine, many of you will want to know how you can purchase these new super LEDs. You can't buy small quantities of the new diodes from Xciton, because the company has a minimum billing of \$100. Many electronic-parts dealers, however, will sell the diodes in small quantities. Ask Xciton to send you a list of dealers who sell its products.

Incidentally, it's possible that some mail-order dealers will include the new 880-nm super LEDs in their product lines. If so, pay close attention to the part numbers because Xciton super LEDs are graded according to power output. Remember that an "A" suffix



Beckman Instruments' Model 739 liquid crystal displays consume 20 microwatts and can be read at distances up to 5 feet.

ETCO

CABLE TV CONVERTERS AND OTHER GOOD STUFF!

SMASHING ALL SALES RECORDS — OUR NEW 30 CHANNEL CABLE TV CONVERTER!

Converts mid & super band cable channels for viewing on your TV set! No. 293AE047 **39⁹⁵** \$34.95 ea. / 5

HOT NEW IMPORT! REMOTE CONTROL 30 CHANNEL CABLE TV CONVERTER! Includes remote TV on off switch and fine tuning control No. 293VA275 **89⁹⁵** \$79.95 ea. / 5 \$74.95 ea. / 10

ETCO MKII WIRELESS — THE ULTIMATE CABLE TV CONVERTER! Set TV to channel 3 and the hand held remote control does it! No. 293ZA008 **189⁰⁰**

VIDCOR 2000 CONVERTER ELIMINATES PROBLEMS WHEN TAPING FROM CABLE TV Restores your VCR capability for programming the stores remote channel control. Enables videotaping of one cable program while watching another. No. 293VA950 **89⁹⁵** VCR SIGNAL CONVERTER

UNUSUAL FACTORY SURPLUS MID-BAND — SUPER-BAND CABLE TV TUNER Converts cable channels to a common IF frequency. Experienced install cable converters decoders etc. With schematic No. 293VA342 **19⁹⁵** \$17.50 ea. / 10

FACTORY SURPLUS UHF TUNERS Brand new production surplus All solid state. Ideal for experimental work building cable TV converters, etc. No. 2933U099 **4⁹⁵** \$3.95 ea. / 10

MINIATURE FM WIRELESS MICROPHONE Hides in the palm of your hand! Reception on any standard FM radio or receiver. No. 293VA482 **29⁹⁵** \$27.50 ea. / 5 \$24.95 ea. / 10

QUARTER-MILE WIRELESS MICROPHONE & RECEIVER SYSTEM FCC approved crystal controlled wireless mike & receiver. All battery operated. Electret wide range response. VU meter. No. 293VA900 **69⁹⁵** \$49.95 ea. / 5

ETCO GENERAL PURPOSE TUBE TESTER IN KIT FORM Checks for leakage, shorts, emission, 7 pin octal, octal, compactrons, novistors. In portable case No. 293KT145 **49⁹⁵** Wired No. 293TE033 — \$79.95 Pix tube adapter 293TE344 \$19.95

DUMPING! NORELCO ENDLESS LOOP CASSETTES! Impossible to find at any price! 3 minutes — No. 293VA805 6 minutes — No. 293VA808 **4⁹⁵** \$4.49 ea. / 10

IN STOCK — THE MURA CORDLESS TELEPHONE SYSTEM! Answer & or generate calls with this wireless push-button 400' range! Rechargeable battery, number recall, Paging feature! Use with rotary, touch systems. No. 293VA724 **144⁸⁸** \$129.95 ea. / 5

SALE OF QUARTZ BATTERY-OPERATED CLOCK MOVEMENTS! Accuracy of 1 mm. Use up to 4 years operation on 1 alkaline C cell. Imported from West Germany. No. 293VA561 **9⁹⁵** \$8.95 ea. / 5 293VA565 Matching hands \$2.49/set \$1.95/set / 5

20 AMP REGULATED 12VDC POWER SUPPLY! 13.8 vdc no load, 12.5 vdc full load. Easily handles ham shack marine radio, SSB linear up to 400w P.E.P. Brand new factory sealed cartons. No. 293VA394 **59⁸⁸** \$48.95 ea. / 5

FREE OUR LATEST 98 PAGE FASCINATING CATALOG. Get packed with up to 1000 electronic parts and special offers. Write or call the address on card number below.

ETCO ELECTRONICS NORTH COUNTRY SHOPPING CENTER PLATTSBURGH, N.Y. 12901 Check with order, please. Visa & Mastercard OK. (Sorry, no C.O.D.'s. Add 18% for UPS & Handling. Excess refunded.) N.Y. State residents add 7% sales tax. Dealer & Export inquiries invited. Our telephone order desk never closes. Call 1 518 561 8700

AMERICA'S BEST SELLING SCANNER JUST GOT EVEN BETTER.

Look what you get with the Bearcat 210XL. Exciting, new space-age styling. No-crystal, pushbutton tuning. New, 18 channel, 6-band coverage of over 6000 frequencies. And features like 2 scan speeds. Automatic Squelch, Search, and Lockout. Direct Channel Access. Selective Scan Delay. And much more. There's never been a Scanner like the Bearcat 210XL.

"TAKE IT FROM A
SMART OPERATOR:"

Don Adams

**BEARCAT 210XL
SCANNER
\$209.**



THE LOWEST PRICED, FULL-FEATURE, BEARCAT NO-CRYSTAL SCANNER EVER.

Bring home all the real excitement of scanning and save! Bearcat 160 features a smooth, keyless keyboard for all controls including volume and squelch. Has 5-band, 18 channel coverage. Priority Selective Scan Delay. Automatic Lockout and Search. And much more. Bearcat is number one in scanning.

"TAKE IT FROM A
SMART
OPERATOR:"

Don Adams

**BEARCAT
160 SCANNER
\$189.00**



Add \$6.00 per scanner for U.P.S. ground shipping in the continental U.S. or \$12.00 for U.P.S. air shipping. Send your cashier's check or money order to our address below or order by phone if you have a Visa or Master Charge card. Order today!

**COMMUNICATIONS
ELECTRONICS™**

854 Phoenix □ Box 1002 □ Ann Arbor, Michigan 48106 U.S.A.
Call TOLL-FREE (800) 521-4414 or outside U.S.A. (313) 994-4444
CIRCLE NO. 1 ON FREE INFORMATION CARD

94

solid-state development

denotes the lowest output-power category while a "D" suffix denotes the highest category. Be wary of buying diodes from dealers who fail to give the suffix!

Xciton isn't the only company that makes (AlGa)As LEDs. Laser Diode Laboratories, RCA and other companies make LEDs and injection lasers from this compound, but their products are usually communications-grade, fast-risetime devices. None is as efficient as the Xciton diodes. Hopefully, other companies will see the light and follow Xciton's lead by introducing other versions of the new, super-powerful 880-nm LEDs. These devices are just what many experimenters have been waiting for, and I can hardly wait to build some working systems using the ones with which I've been tinkering.

Solid-State Detective Story Update. In the September 1980 column, I described a mysterious problem which has plagued some large-capacity memory chips. The problem is the occasional, seemingly random loss of stored bits. You will recall, if you read that column, that the source of this problem had been traced to alpha particles emitted by radioactive contaminants in the ceramic and plastic compounds used to make packages for memory chips.

That column has generated some interesting feedback from readers. Dr. Stephen R. Coover, a research assistant professor at the University of North Carolina, wrote "I found your attempt to induce soft errors in an Intel 2101 RAM by alpha irradiation from a lamp mantle to be intriguing. Although it was not indicated, I assume the irradiation was performed on an intact, encapsulated chip. Alpha irradiation of an encapsulated chip would be ineffective in inducing soft errors, as the alpha particles could not penetrate the chip deeply enough to reach the active silicon layers. Possibly this explains why you could not detect any errors."

Dr. Coover is correct. I conducted the experiment with an intact chip. I would like to try it with an exposed chip, but haven't determined a way to remove the top of the package without damaging the chip or the bonding wires.

Gary E. Hower, a radiation physicist in Wichita, KS and Phil Spray, an engineer in Amarillo, TX wrote letters very similar to Dr. Coover's. They also discussed the fact that alpha particles are not generally detectable with conventional Geiger counters because such particles are blocked by the tube wall. I had mentioned in the column a miniature radiation detector with which I can detect the radiation emitted by a lamp mantle. Perhaps my counter is detecting gamma emissions from the thorium in the lamp mantle. Phil Spray, however, observed that the gamma emission from natural thorium possesses very low energy (55 keV) while the alpha emission is more energetic (3.98 MeV).

J. F. Ziegler of IBM's Thomas J. Watson Research Center has sent a fascinating paper he wrote with W. A. Lanford. It's entitled, "Effect of Cosmic Rays on Computer Memories," and it appeared in the November 16, 1979 issue of *Science* (pp. 776-788). Be sure to read this paper if you're interested in this topic. You can find back issues of *Science* at most libraries.

New Components. Beckman Instruments, Inc. (2500 Harbor Blvd., Box 3100, Fullerton, CA 92634) has introduced a new series of liquid-crystal displays, designated the 739 series.

These displays consume only 20 microwatts of power, and their 0.4- or 0.5-inch digits can be read at distances up to 5 feet. High-temperature-range versions which operate from -10° to 85°C are also available (739A series).

For those who want to experiment with LC displays, Beckman offers the 750-2 LCD Designer's Kit, which includes polarizers, display, connector/bezel assembly, elastomeric contacts,

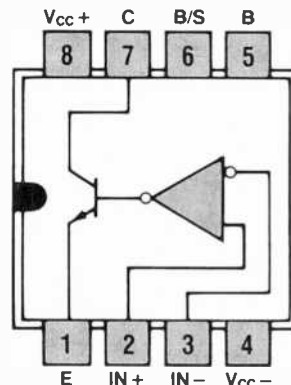


Fig. 4. Pinout of Texas Instruments' TL311 NMOS comparator.

etched circuit board and hardware. Also included is an instruction folder. The kit is available for \$11.95 from Beckman distributors, *not* directly from the manufacturer. You can consult the manufacturer, however, or a standard reference like *Electronic Design's Gold Book*, for the nearest Beckman distributor.

Texas Instruments has announced a unique NFET comparator designed for single-ended supply operation. The new chip, whose pinout is shown in Fig. 4, will accept input signals at V_{cc} or ground. The chip is designated the TL311. Its n-channel JFET input provides an input impedance of 10^{12} ohms. Response time is a very fast 165 nanoseconds and current consumption is only 2.5 milliamperes. Because the chip can be powered by a single +5-volt supply (or by a ± 15 -volt supply), it's sure to become very popular among analog-circuit designers. It is ideally suited for TTL-interface applications. ◇

EXPERIMENTER'S CORNER

By Forrest M. Mims

CMOS Basics: The 4011 Quad NAND Gate

IT'S common knowledge that CMOS integrated circuits lacking internal zener protection are vulnerable to electrostatic damage. That's why many experimenters are reluctant to use them. This month we're going to try to convince those of you who shy away from CMOS to get your feet wet by experimenting with one of the most basic CMOS chips, the 4011 quad 2-input NAND gate. In doing this, we hope to make clear the advantages of CMOS to those of you who still use TTL exclusively in your projects.

As you'll see by building the circuits that follow, CMOS is in many respects much more versatile and easier to use than TTL. Its principal advantages are its wide operating voltage range, low current consumption, and high input impedance. CMOS chips also provide very good noise immunity and large fan-out (that is, the number of gate inputs that can be driven by a single output). The only major advantage TTL has over CMOS is considerably greater switching speed. Typical maximum speeds for CMOS logic range from 1 to 5 MHz.

Using CMOS Chips. The circuits described here will enable you to learn firsthand about the operating characteristics and requirements which distinguish CMOS from TTL. Probably the most important requirement is that *every* input pin of a CMOS chip *must* go somewhere. If the pin is unused, it must be connected to V_{DD} (the positive supply voltage) or V_{SS} (the negative supply voltage, which is usually ground). Otherwise, stray signals can enter the device via the unused pin, turn on a gate, and cause a very large current to flow. This can cause the chip to overheat or exhibit erratic, unpredictable operation.

Another important difference is power-supply voltage. TTL must be operated within half a volt of +5 volts. Most CMOS chips can be operated with a potential difference between the V_{DD} and V_{SS} terminals of from +3 to +15 volts. Although the wide operating voltage range of CMOS is very desirable, its ultra-low current consumption is even more important. At a switching speed of 1 MHz, for example, a typical CMOS gate draws only 0.1 milliamperes when the supply voltage is +5 volts and only 0.2 milliamperes when it is +10 volts.

Today's CMOS chips are less vulnerable to electrostatic-discharge damage than those of older vintage, thanks to protective zener diodes diffused across their inputs. These diodes

shunt high voltages (generated as static electricity by simple physical handling) away from the delicate gate structures of CMOS devices. Nevertheless, always play it safe and follow standard CMOS handling precautions.

- Never store CMOS chips in *nonconductive* plastic trays, bags or foam.
- Always place CMOS chips *pins down* on a conductive aluminum foil sheet or tray when the chips are not being stored in conductive foam.
- Avoid touching the pins of CMOS chips.
- Use a grounded or battery-powered soldering iron to solder the pins of CMOS chips. Better yet, employ IC sockets or Molex Soldercons.

Recently, there have been reports that some so-called conductive plastic bags and foams intended for the storage of

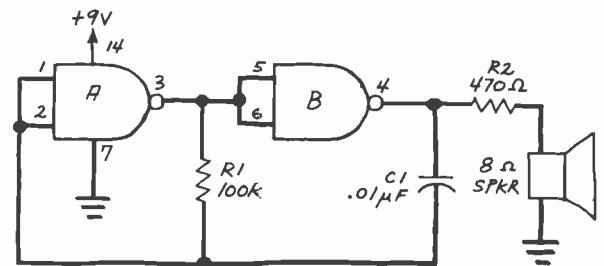


Fig. 2. Circuit for an ultra-simple CMOS tone generator.

CMOS chips are not nearly as effective as they are supposed to be at protecting the chips from static discharge damage. You can avoid this potential problem by plugging CMOS chips you want to store into a flat piece of foam plastic wrapped with aluminum foil.

Figure 1 is the pinout of one of the simplest CMOS gate packages, the 4011 quad 2-input NAND gate. If you're a veteran TTL user, you will immediately notice that the gates connected to pins 4, 5 and 6 and pins 8, 9 and 10 are oriented in the opposite direction as compared to the corresponding gates in the 7400, the TTL counterpart to the 4011. Be sure to keep that in mind when you use the 4011 in the circuits here.

Audio Oscillator. Figure 2 shows a simple tone generator

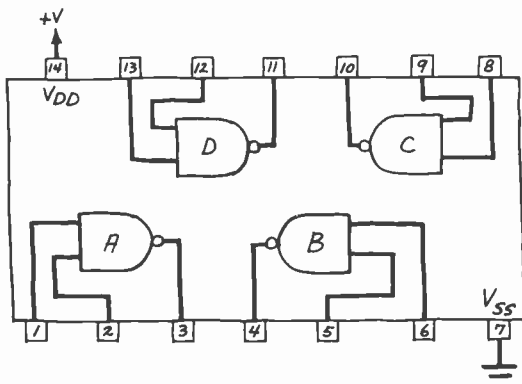


Fig. 1. Pin outline for a 4011 quad 2-input NAND gate.

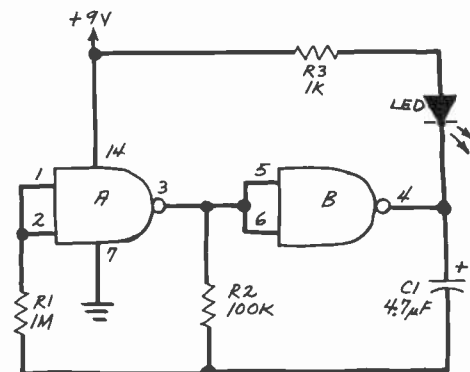


Fig. 3. Schematic of a CMOS LED flasher.

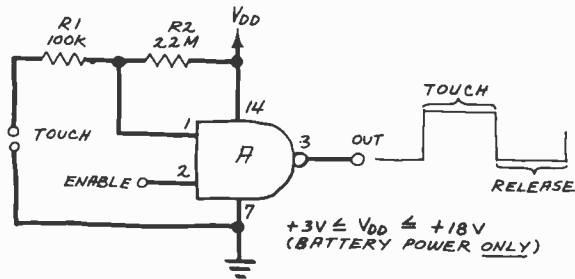


Fig. 4. Simple touch switch includes ENABLE input.

made from half of a 4011. The circuit delivers a 1-kHz square wave to a miniature 8-ohm speaker. The frequency of the output signal can be increased by decreasing the value of $C1$.

The square-wave output can be made more symmetrical by inserting a 1-megohm resistor between pins 1 and 2 of the 4011 and the common connection of $R1$ and $C1$. For increased drive capability, connect together all four inputs and both outputs of the two unused gates (C and D) to form a buffer which is then inserted between pin 4 and the speaker.

You can turn the tone generator on and off with an external logic signal by disconnecting one of the inputs of the first gate and using it as an enable input. The circuit will oscillate when the enable input is at logic 1.

LED Flasher. Figure 3 schematically shows an LED flasher patterned after the basic oscillator circuit of Fig. 2. The LED will flash once or twice each second. The flash rate can be reduced by increasing the value of $C1$. To use the circuit as a 1-kHz LED tone transmitter, use $0.01\text{-}\mu\text{F}$ for $C1$.

Simple Touch Switch. A single 4011 provides the nuclei of up to four momentary touch switches. The switch shown in Fig. 4 includes an ENABLE input. Touch switches make ideal replacements for pushbutton switches in many circuits. The

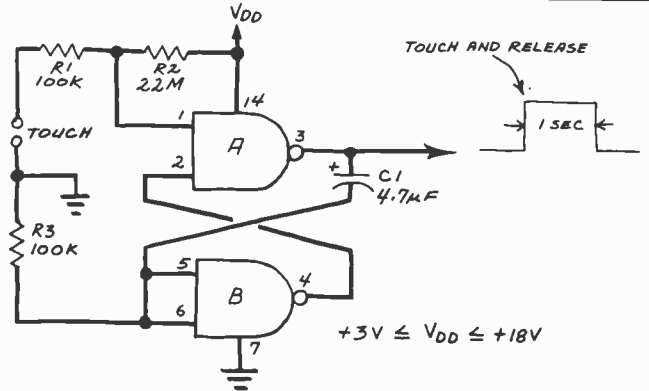


Fig. 5. One-shot touch switch provides 1-second output.

touch wires can be any pair of closely spaced contacts, terminals or exposed wires.

One-Shot Touch Switch. Figure 5 shows a one-shot touch switch which provides a one-second output pulse when actuated. The circuit consists of two cross-coupled gates which, together with $C1$ and resistors $R1$, $R2$ and $R3$, form a monostable multivibrator. For an output pulse of greater duration, increase the value of $C1$.

A one-shot touch switch has many applications. One possibility is to connect its output to the ENABLE input of a CMOS tone generator such as the one shown in Fig. 2. The tone generator will then issue a one-second burst of sound when the TOUCH terminals are bridged by a finger.

Bounceless Switch. The bounceless switch is essential to digital experimentation. A single 4011, two spdt switches and four 100-kilohm resistors can form two independent bounceless-switch circuits.

Figure 6 is the circuit for one bounceless switch. Resistors

NEW 16 K-RAM PERSONAL COMPUTER \$249

(and 20% off all tape programs)

SPECIAL FACTORY SALE!!

For \$249, you get the new Interact Model "R" Computer, 16K-RAM, 2K-ROM, 8080A Microprocessor, color, sound, full 53 keyboard, high speed cassette, AC adapter, R.F. Modulator, Black Console Case, 90 days parts and labor warranty, owners' guide, FCC approved.

SPECIAL FACTORY PACKAGE SALE \$344.

(Lists for over \$740.00)

Everything you get for \$249. PLUS: Level II users manual, Level II basic program tape, Level II command cards, Level II basic examples book, two 8 axis controllers, Diagnostic program tape, Diagnostic manual, Service manual, Cassette head Alignment tape, Schematics and parts list, Service and warranty money saver card, PLUS 3 tape programs (everything you need to learn to operate, program and service your computer)

15 DAY FREE TRIAL Return within 15 days complete and undamaged for refund of purchase price.

DON'T MISS THIS FANTASTIC SALE!! ORDER NOW! Send certified check, money order, or check to: PROTECTO Enterprises, Box 502, Franklin Park, Ill. 60131 (Phone 312-382-5244 to order). WE HONOR VISA AND MASTER CARD ORDERS. Add \$15 for insurance, handling and shipping via UNITED PARCEL SERVICE. Illinois Residents add 6% Sales Tax.

Put Professional Knowledge and a COLLEGE DEGREE in your Electronics Career through HOME STUDY



Earn Your DEGREE

No commuting to class. Study at your own pace, while continuing your present job. Learn from easy-to-understand lessons, with help from your home-study instructors whenever you need it.

In the Grantham electronics program, you first earn your A.S.E.T. degree, and then your B.S.E.T. These degrees are accredited by the Accrediting Commission of the National Home Study Council.

Our free bulletin gives full details of the home-study program, the degrees awarded, and the requirements for each degree. Write for *Bulletin ET-81*.

Grantham College of Engineering
2500 So. LaCienega Blvd.
Los Angeles, California 90034

$R1$ and $R2$ reduce the current spikes that occur when the circuit changes states. Actuating the switch forces the latch formed by the two gates to assume the appropriate logic state irrespective of any contact bounces which the switch produces. Without the latch, the bounces of the switch mechanism would be interpreted as individual input pulses by the logic circuits that the switch is intended to control.

X10 Linear Amplifier. A unique application for CMOS gates which has no TTL counterpart is *linear amplification*. Figure 7, for example, shows an ultra-simple $\times 10$ voltage amplifier made from a single gate in a 4011. The voltage gain of the circuit is determined by the ratio of the value of $R2$ to that of $R1$. In this circuit, therefore, the gain is 10.

The chief advantages of CMOS gate amplifiers are convenience, simplicity, and high input impedance. They can easily replace op amps in such applications as gain blocks for frequency counters and other circuits that require input buffering and amplification. High-frequency response is about 1

MHz. The voltage gain can be set as high as 50 by increasing the value of the feedback resistor ($R2$ in Fig. 7).

Dual-LED Flasher. The dual-LED flasher in Figure 8 illustrates several important CMOS applications. The first is the use of cross-coupled gates to form an astable multivibrator. This configuration is very similar to the latch shown in Fig. 5. The capacitors have been added to provide astable operation. The second application is the use of very large capacitances to give a time constant or flash rate of about 1 Hz. The rate can be slowed even more by further increasing the values of $C1$ and $C2$.

The third application that is illustrated by this circuit is the use of output buffers to interface LEDs to the circuit. Without the buffers, the LEDs might disrupt the operation of the oscillator. The buffers, of course, are formed from the two unused gates in the 4011.

Miscellaneous Logic Functions. Figure 9 sums up several of the fundamental logic functions which can be achieved by interconnecting the gates in a single 4011. Perhaps these functions can save a chip or two in a CMOS design you have

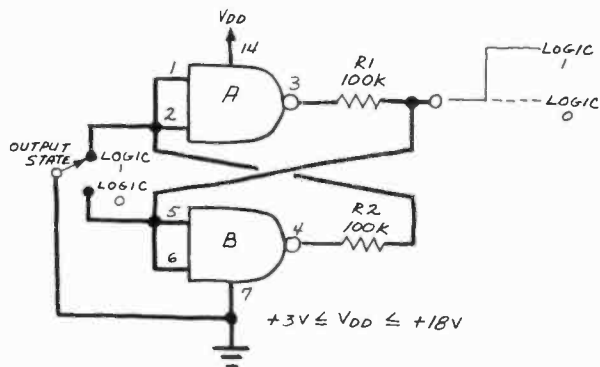


Fig. 6. Bounceless switch necessary for digital experiments.

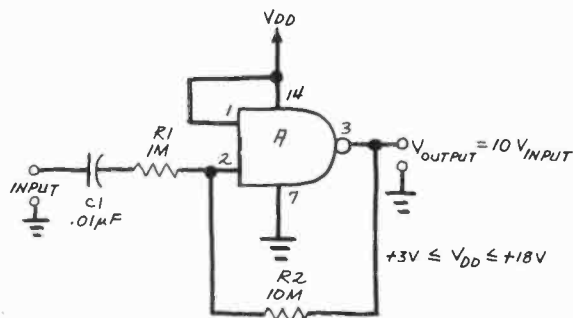


Fig. 7. A X10 linear amplifier using one gate in a 4011.

SEE YOUR DEALER TODAY

DEMAND THE ORIGINAL
'Firestik'
The #1 Helically Wire-Wound and Most Copled Antenna in the World!

CITIZEN BAND
2 METER • MARINE TELEPHONE
LAND MOBILE TELEPHONE

FIBERGLASS ANTENNAS AND ACCESSORIES.

CORDESS TELEPHONE ANTENNA INCREASES DISTANCE 5 TO 10 TIMES! NEW MODEL 49 V.I.P.

SPECIAL QUOTES!
ON 27 TO 1000 MHZ
FIBERGLASS ANTENNAS ANYWHERE IN THE WORLD!

Dealer & Distributor Inquiries Invited
SEND FOR FREE CATALOG
Serving the CB and Communications Market Since 1962.

'Firestik' Antenna Company
2614 East Adams Phoenix, AZ 85034

Name _____
Street _____
City _____
State _____ Zip _____

CIRCLE NO. 24 ON FREE INFORMATION CARD

U.S. & foreign patents

SAY GOODBYE to old manual wire wrapping tools!

Now you can wrap thick insulated wire **4 TIMES FASTER** with
NO pre-cutting
NO pre-stripping
DAISY CHAIN RUNS.

NEW P184 SLIT-N-WRAP tool with Tefzel wire makes connections as reliable as other wrap tools.

P184, with 100' of 28 gage Tefzel wire, \$30.00.

Insulation is slit open before wrapping on post, not between posts. No unwanted cut-thru.

P184-4T with batteries and recharger, \$105.00 (includes P184).
P184-4T1 110V AC, \$105.00 (includes P184). Tefzel wire, 28 gage, various colors, \$5.39/100 ft. If not available locally, factory order—add \$3 handling charge. Prices subject to change without notice.

See our EEM pages.

Vector ELECTRONIC COMPANY, INC., 12460 Gladstone Av., Sylmar, CA 91342
phone (213) 365-9661, twx 910-496-1539
571177

CIRCLE NO. 60 ON FREE INFORMATION CARD

MICROPROCESSOR SUPPORT I.C.'S

WE GUARANTEE FACTORY PRIME PARTS

2708	1KX8	EPROM	3 Supply	450 ns	\$5.50
2716	2KX8	EPROM	3 Supply	450 ns	\$11.00
2716	2KX8	EPROM	1 Supply	450 ns	\$11.00
2732	4KX8	EPROM	1 Supply	450 ns	\$35.00
4116	16KX1	DYNAMIC	3 Supply	200 ns	8/\$36.00
					32/\$136.00
4116	16KX1	DYNAMIC	3 Supply	300 ns	8/\$32.00
					32/\$120.00
4164	64KX1	DYNAMIC	1 Supply	250 ns	\$130.00
4118	1KX8	STATIC	250 ns		EXTRA SPECIAL
					\$16.00
2114	1KX4	STATIC	250 ns	\$4.25	8/\$32.00
2114L	1KX4	STATIC	250 ns	\$4.50	8/\$34.00

3242	\$11.00	8224	\$ 2.95	8255	\$ 6.50
8155	17.50	8226	3.95	8259	17.95
8185	29.95	8228	5.50	8275	32.95
8202	45.00	8238	5.50	8279	13.95
8205	3.95	8243	6.00	8282	6.70
8212	2.75	8250	15.95	8283	6.70
8214	5.25	8251	6.95	8284	5.85
8216	2.75	8253	12.95	8755	49.95

TO ORDER: Send check, money order or charge card C.O.D. Please include \$3.00 shipping. For C.O.D. allow for shipping and \$2.00 C.O.D. fee.

HANLEY ENGINEERING

P.O. BOX 21432
SEATTLE, WA 98111
(206) 633-3404

Send for full catalog including 74XX, 74LSXX and CMOS I.C.'s.

CIRCLE NO. 28 ON FREE INFORMATION CARD

AMAZING DEVICES

(((PHASERS)))

PPF-1 PHASER PAIN FIELD — This device recently developed and patented in our labs is being evaluated by law enforcement agencies for riot and crowd control. It is now available but soon will come under the jurisdiction of weapons and infernal machine control making it unavailable to the public. The device is hand-held and looks like a BUCK ROGERS ray gun. It is hazardous if not used with discretion.

PPF-1 PLANS \$15.00

IPG-1 INVISIBLE PAIN FIELD GENERATOR — This amazing, simple hand-held device is about the size of a pack of cigarettes and generates a directional field of moderate to intense pain in the lower part of the head up to a range of 50'. Device is simple and economical to make.

IPG-1 PLANS \$8.00 IPG-1K ALL PARTS \$39.50

IPG-10 ASSEMBLED & TESTED FOR ANIMAL CONTROL \$49.50

LASERS

RUBY LASER RAY PISTOL — Produces highly intense red beam. Capable of burning. A hazardous device. PLANS, PARTS, SOURCES \$15.00

HIGH POWERED CARBON DIOXIDE BURNING AND CUTTING. Complete plans and all parts sources \$15.00

SOLID STATE IR 12 WATTS with built in power supply plans \$8.00 Complete kit with collimator \$74.00

POCKET LASER pulsed, visible red plans \$7.00 Complete kit \$39.50 Also complete plans and parts sources for RUBY, YAG, NEODYMIUM, HeNe ARGON, DYE, NITROGEN and many more lasers.

SECURITY

SNP-2 SNOOPER PHONE — Dial home or office phone while on vacation activating sensitive mike without phone ringing. Excellent property protection and intrusion device.

SNP2 PLANS \$7.00

SNP2K ALL PARTS \$49.50

SNP20 ASSEMBLED AND TESTED \$89.50

LONG RANGE XMTR PLANS \$6.00

SEE-IN-THE-DARK PLANS \$8.00

DIRECTIONAL SHOTGUN MIKE PLANS \$7.00

SUPER SENSITIVE PARABOLIC MIKE PLANS \$7.00

SOUND & TELEPHONE OPERATED TAPE RECORDER \$6.00

CATALOG ON PLANS, KITS & FINISHED UNITS \$1.00

Send check or money order to

SCIENTIFIC SYSTEMS, Dept. Q1, Box 716

AMHERST, N.H. 03031

CIRCLE NO. 54 ON FREE INFORMATION CARD

For faster service

USE ZIP CODE

on all mail

experimenter's corner

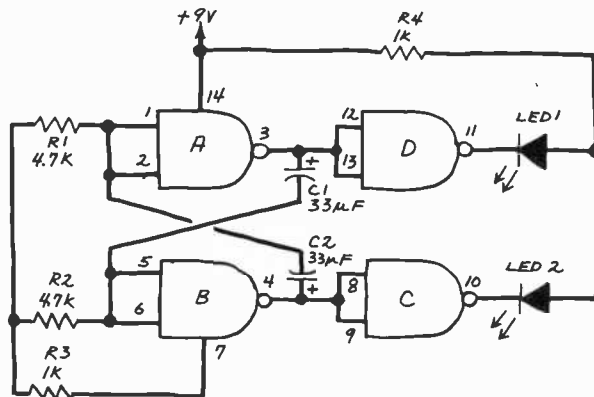


Fig. 8. Dual-LED flasher uses cross-coupled gates.

in mind if you have some unused 4011 gates on your breadboard. Or, they might come in handy when you need a specific logic function but don't have the chip that incorporates the gate to perform it. Indeed, with the exception of three-state logic and transmission gates, one or more 4011's can be used to form virtually any conceivable logic function, including that of a flip-flop, a latch, a counter, a decoder or even a memory circuit.

If you want to learn more about the basics of CMOS, there are many books on the subject. The classic, of course, is Don Lancaster's *CMOS Cookbook* (Sams, 1977). Don describes many CMOS circuits and applications.

A good short book is *Understanding CMOS Integrated Circuits* by Roger Melen and Harry Garland (Sams, 1979). A good do-it-yourself "short course" is Howard Berlin's *Guide to CMOS Basics, Circuits & Experiments* (Sams, 1979). An excellent, somewhat more formal book is *CMOS Designers' Primer and Handbook* by Robert Glorioso and Jack Streater (E & L Instruments, 1978). This book also covers some microprocessor basics.

I've included more than 100 CMOS application circuits in *Engineer's Notebook* (Radio Shack, 1980). The circuits are designed around twenty of the CMOS chips most popular among experimenters and hobbyists.

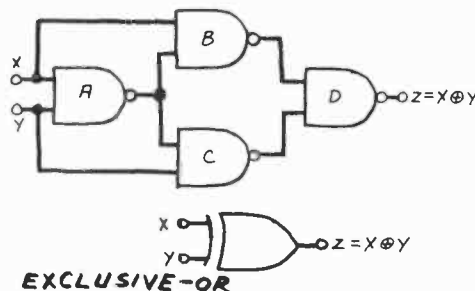
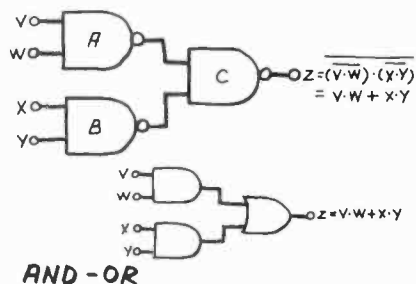
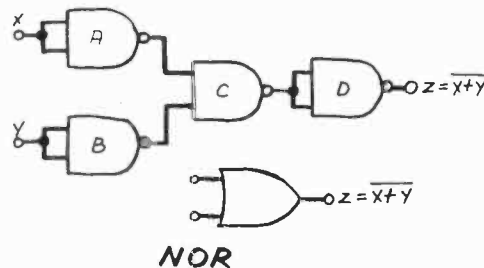
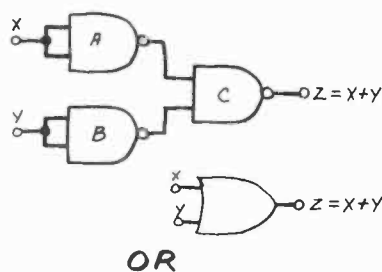
Reader Letters. E. D. Trelue, Jr. of Metairie, LA has written to suggest a possible energy-conservation method. He points out that if the fan of an air conditioner could be caused to run for several minutes after the compressor is turned off by the thermostat, "... it would take advantage of the evaporator-coil temperature and the temperature effect of the evaporation of the condensate water on the coil, rather than losing it all when the fan stops with the compressor." It's a good idea, and if no reader can point to a commercial system that does the same thing, perhaps we can include a suggested circuit in this column.

Benjamin Poehlan of Walkersville, MD writes to ask why the S2688/MM5837 noise-generator chip previously described in this column (August 1980) produces a distinct "... low-frequency 'bumpy-bump-bump' whose pattern is about as random as a disco beat; i.e. not random noise! I used one MM5837 and two S2688's in the circuit; although the pattern changed, it was always present, always low-frequency (100-200 Hz?) and always very regular."

Ben's right. This chip is not a random noise source. It's a pseudo-random source because the noise is produced by a rapidly clocked string of shift registers. The clearly audible beat heard over the noise level merely indicates the completion of each cycle. In many applications, the background beat poses no problem. Should the background beat be undesirable, I recommend using a diode noise generator. Alternatively, use a reverse-biased emitter-base junction of an npn transistor as shown in Fig. 3 of the August 1980 column (p. 81).

Richard Dornhoffer of Arkansas, KS is a model-

Fig. 9 Logic diagrams of some of the fundamental functions that can be achieved by interconnecting gates of a single 4011.




railroading buff. He writes to ask if an LED and detector could be teamed up to trigger a flip-flop as a model train passes by. After the train passes, the flip-flop should be reset. This is easily accomplished by a minimum of parts. Because there are other applications for such a circuit, I'll describe how it's done in an upcoming Project of the Month.

Finally, many readers continue to request data sheets, custom-designed circuits and other specialized information. Your

letters are always appreciated, but it's simply not possible to respond to such requests. Try the parts distributors and sales representatives in your area for data books and data sheets. Search through back issues of this and other magazines for specific circuits you need. Often you can find exactly what you're seeking. As in Richard Dornhoffer's case, requested circuits which appear to have general appeal will be considered for inclusion in this or other columns. ♦

Introducing the third generation of turntables.



BSR proudly introduces its Pro III Series—combining the ease and versatility of a multiplay with the precision and accuracy of the finest single-play. At a price well within your reach.

The BSR Pro III Series offers a staggering array of features, including professional quality tonearm, equal to many others costing as much as the turntable itself... a unique two-motor power system featuring a quartz-locked direct response FG Belt Drive turntable motor and a completely independent tonearm motor, plus digital readouts of most turntable functions.

BSR Pro III Series turntables handle three records—for uninterrupted musical entertainment. And the BSR Pro III Series 300 gives you full-function remote control, allowing you to play records from across the room... and even control volume!

Whatever your needs—whatever your budget, there's bound to be a BSR Pro III Series turntable that's right for you. All of them are well worth a look... and a listen.

BSR Pro III Series.
The Third Generation of Turntables.

BSR (USA) Ltd., Blauvelt, NY 10913. BSR (Canada) Ltd., Rexdale, Ontario.

DISCOUNT PRICES!

**Top Quality
Money-Back Guarantee
All Factory Prime**

MICROPROCESSOR IC'S

Z-80	8.95	6800	6.75
Z-80A	10.95	6802	11.50
8080A	5.50	6502	9.50
8085A	11.95	6504	9.50
Z8001	189.00	6505	3.50
Z8002	139.00	2901	8.95

MICROPROCESSOR SUPPORT IC'S

8212	2.49	Z80-PIO	6.95
8214	3.90	Z80A-PIO	8.25
8216	2.49	Z80-CTC	6.95
8224	2.95	Z80A-CTC	8.25
8226	2.25	Z80-OMA	24.95
8228	4.75	Z80A-DMA	32.95
8238	4.90	Z80-SIO/9	33.95
3251	5.95	Z80A-SIO/1	37.95
8253	19.50	8726	1.49
8255	5.70	8728	1.49
8257	19.50	8797	1.19
8259	19.50	8798	1.19
6810	4.75	6860	8.95
6820	3.90	6520	6.75
6821	3.90	6522	9.75
6850	4.10	6532	19.95
6852	3.90	6551	13.75

MEMORY • RAMS • PROMS • EPROMS

2114L-450 ns	4.50	2101-450 ns	1.95
2114L-200 ns	5.95	21102-250 ns	1.10
4044-450 ns	4.25	21102-450 ns	.99
4116-200 ns	7.95	2111-450 ns	2.95
4116-150 ns	12.95	2112-450 ns	1.95
4096-5	4.50	2147-85 ns	19.95
MCM 6604 AC	4.50	2708-450 ns	8.85
AM 9060 CPC	2.95	2716-450 ns	9.95
4402	5.50	2732-450 ns	49.95

SOUND GENERATORS

SN76477	Complex Sound Generator	2.49
AY-3-8910	GI Sound Gen (Add \$3.00 for manual) 64 Pgs	11.95

UARTS

AY-5-1013A	3.95	AY-3-1015A	5.10
AY-3-1014A	6.50	TR1602A	3.50

LINEAR

LM 301N-8	32	LM 340T Series	1.15
LM 301AH	32	LM 387N-8	.99
LM 307N-8	25	LM 393N-8	.99
LM 307H	25	LM 3900N-14	.58
LM 308H	75	LM 3909N-8	.99
LM 311N-8	50	LM 7390C-14	.99
LM 319H	90	LM 741CN-14	.18
LM 320K Series	1.35	LM 747CN-14	.59
LM 320T Series	1.15	RC 1556NB-8	1.25
LM 323K	4.95	LM 4250CH	.95
LM 339N-14	98	CA 3130T	2.25
LM 340K Series	1.35	LM 4136N-14	.95
		LM 383T	1.25

VERBATIM DISKETTES

5 1/4" Soft, 10, 16	\$2.35
Ea. in boxes of 10	
8" Soft, Hard	\$2.75
Ea. in boxes of 10	

DIP SWITCH

8 Pos.	\$1.25 ea.
8 Pos. Single Pole	
Double Throw	\$1.49 ea.

SPECIALS OF THE MONTH

While Supply Lasts		
ECL 10146L RAM 1024X1-29 ns		6.95
AM 3705 PMOS 8-Ch Multiplexer		8.95
95H90 Hi-Speed Div 10/11 Prescaler		10.95
MCT6 Dual Opto Isolator 1500V		.99
AY-5-2376 Keyboard Encoder, 88 Keys		10.50
AY-5-3600 Keyboard Encoder, 90 Keys		9.95
1488 or 1489 Liner Driver/Receiver		.99
18-Pin Low Profile Sockets End Stackable		10
DAC 100 B & 10 Bit A to D Converter		13.95
LM337K Adjustable Neg. Volt. Reg (-1.2 - -37)		5.95
18 Pin Low Profile Socket		.98
22 Pin Low Profile Socket		.98

HOW TO ORDER - Pay by check, credit card or C.O.D. Foreign pay in U.S. Funds. Order by phone or mail \$25.00 minimum. Prices valid thru last day of cover date. Shipping - \$2.00 for the first 2 lbs. For surface add 35c for ea. add'l lb. For air add 70c for each add'l lb. Foreign - Add 10% for shipping and handling. C.O.D.'s add \$1.85. Guaranteed satisfaction or your money back. We reserve the right to limit quantities some items subject to prior sale. We are not responsible for typos. SEND FOR OUR FREE FLYER. Contains complete list of 741S00 IC's.

**Components
Express, Inc.**

1380 E. Edinger, Unit PE
Santa Ana, CA 92705
(714) 558-3972

"Have you kissed your computer lately?"

DX LISTENING

By Glenn Hauser

Sports on Shortwave

IF SPORTS fans knew how much there is for them on shortwave, the popularity of shortwave listening would undoubtedly expand. Here's a rundown of what can be heard. (Refer to the December and January POPULAR ELECTRONICS for frequencies not mentioned here. All times and days are GMT.)

U.S.A. There is no shortwave station in the world with a greater commitment to sports than our own *American Forces Radio & TV Service (AFRTS)*. Although the service has a carefully constructed 24-hour program schedule, when play-by-play sports coverage is available, it always takes priority, preempting the regular schedule. Major league baseball, football, hockey, and basketball (in season) are carried several nights per week and on weekend afternoons. There are also special events such as horse races, car races, etc. Naturally, the times vary. The schedule is announced more than a week in advance on "Program Notes," Monday-Friday 1835 and Tuesday-Saturday 0635. *AFRTS* produces its own "Expanded Sports" seven days a week at 0245 and 0745 (14 minutes). Sports reports appear in NPR's Morning Edition, at 1135 and 1235 Monday-Friday. Sports reports from the commercial networks ABC, AP, CBS, MBS, NBC, SBN, and UPI are scheduled as follows: Mon.-Fri.:

1317-1335, 1417-1430, 1545-1559, 2030-2035, 2130-2135, 2345-2359; Tue.-Sat.: 0023-0028, 0123-0129, 0224-0229, 0324-0329, 0424-0429, 0624-0629. Sat.: 1327-1335, 1623-1629, 1826-1829, 1923-1929, 2123-2129, 2327-2329, Sun.-Mon: 0017-0028, 0054-0059, 0123-0129, 0224-0229, 0327-0329, 0424-0429, 0624-0629. Sun.: 1623-1629, 1823-1829, 1923-

1929, 2023-2029, 2123-2129, 2327-2329. And, Howard Cosell's "Speaking of Everything" interview frequently features sports figures, Sundays 1435 and 1935. All times are one hour earlier by GMT during DST; however, the schedule may also be revised at that time.

UK. *BBC World Service* sometimes "breaks away" a few of its frequencies (25650, 9740) to carry play-by-play coverage of cricket test matches, usually during the local afternoon hours. It's beamed to such areas as the Caribbean, South Asia and Australia/New Zealand, but is often audible here. Occasionally during test match series and other important sporting events, such as Wimbledon Tennis, regular programs are pre-empted or re-timed to accommodate day-to-day summaries of the action. A popular time for this seems to be 2115 GMT.

The major sports program on "mainstream" World Service is "Saturday Special," between 1315 and 1800 (the starting and ending times vary seasonally), interrupted only for news. Though it sounds "live," much of the coverage is somewhat delayed to avoid timing conflicts. A wide variety of sports are covered—for instance, football, golf, racing, athletics, squash, tennis, and rugby union. If you are lucky enough to pull in BBC-1 television sound on 41.5 MHz during the same time period, you may hear a similar program.

BBC's regular sports programs on shortwave are: "Sports Review," Sun. 0230, repeated 0945; "Sportscall," Sun. 1745, repeated 2245; "Sports Round-up," 1245 Monday-Saturday and 1745, 2245 daily; and "Sports International," Mon. 2030, repeated Tuesday 0330 and 1130. These times were valid for late



1980, but there may have been some changes as of January 1981.

Spain. So far all the broadcasts mentioned have been in English, but the only significant sports coverage from several countries is via domestic service relays on shortwave. *Radio Exterior de España* sometimes does this during local evenings (afternoons in North America).

South Africa. *Radio RSA* has its own "Saturday Special" program Saturdays at about the same time as *BBC*—1300-1557, with interruptions for news. Best frequency is 25790. This has included live coverage of the South African Grand Prix. Sometimes an additional frequency is used, 25730, though this is usually in French.

Portugal. Like Spain, *Rádiodifusão Portuguesa* broadcasts sports in its native language, on Saturdays or Sundays between 1430 and 2100 on 21700. I've also heard brief sports items on the English broadcasts, e.g. on a GMT Thursday around 0315.

Philippines. *Radio Veritas Asia* has "Sports News" in its Saturday 1130-1200 transmission on 15215, 11770, 9605.

New Zealand. *Radio New Zealand* airs "Sportscall" Saturday and Sunday at 0545; and includes sports reports during news at approximately 1835, 2315, 0945. When play-by-play coverage is available (generally between 2200 GMT Friday and 0500 Saturday), one of the two frequencies may carry separate programming. When there is coverage of N.Z. teams playing in Europe, broadcasts run past the usual sign-off of 1115 GMT.

Netherlands. The last part of *Radio Nederland's* Thursday broadcasts in Dutch include a sports report. You may hear this after 0700 on 9630 and 9715; 0900 on 9770; 1400 on 21480; 2000 on 21685 and 17695; 2200 on 17695 and 15220; GMT Fridays 0100 on 15315 and 6165; 0500 on 9590 and 6165. During the Special Olympics last summer, *RN* inserted special reports into English broadcasts.

Italy. *RAI* carries "tutto il calcio minuto per minuto" (soccer play-by-play) during championships, Sunday mornings (North American time) at varying times on frequencies such as 21655, 21560, 17795, 17715, 15330, some of which are for North America.

Israel. On the Thursday 2230 and Friday 0100 broadcasts, "Time Out" on *Israel Radio* covers sports and leisure.

Indonesia. *Voice of Indonesia*, 11789 and 15200 kHz, schedules "Sports Highlights" on Monday at 0112-0120, 0812-0820 and 1412-1420. The last transmission is heard best in North America, especially the western part.

Hungary. *Radio Budapest* currently has a Sport segment at the end of Monday and GMT Tuesday broadcasts, ending at 2130, 0230 and 0330.

Germany, West. *Deutsche Welle's* German program includes sports reports, especially on Monday/Tuesday, during "Funkjournal," which is carried

BYTE...for the Serious Microcomputer User.



Do you use a personal computer for business or pleasure? If so, join the over one-quarter million professionals, beginners, engineers, and business people who get the latest microcomputer information in **BYTE**.

With a circulation of 170,000 and a total readership of 320,000, **BYTE** is the world's largest computer magazine. Each month's issue brings you the latest about graphics, mass storage, personal data bases, word processing, speech synthesis, new integrated circuits, new software for engineering, business and fun, plus do-it-yourself projects of all kinds.

And if you are in the market for hardware or software, our new expanded product review section gives you the unbiased facts.

So, if you are serious about microcomputing, **get serious about BYTE.**

BYTE[®]
the small systems journal

Fill in and mail the coupon today. Read your first copy of **BYTE**. If it is everything you expected, honor our invoice. If it isn't, just write "Cancel" on the invoice and mail it back. You won't be billed and the first issue is yours at no charge.

Mail coupon or call us toll-free
800-258-5485

BYTE Subscription Dept. P.O. Box 590 Martinsville, NJ 08836
Please enter my subscription for:

One year \$19 (12 issues) Two years \$34 Three years \$49

Check enclosed entitles me to 13 issues for price of 12 (North America only)

Bill Visa Bill Master Charge Bill me (North America only)

Card Number _____ Expiration _____

Signature _____ Name (please print) _____

Address _____

City _____ State/Province/Country Code _____

Foreign Rates (To expedite service, please remit in U.S. Funds)

Canada or Mexico One year \$21 (12 issues) Two years \$38 Three years \$55

Europe one year (air delivered) \$45

All other countries, one year (surface delivered) \$35 Air delivery available on request

Please allow 6-8 weeks for processing

©BYTE Publications, Inc. 1981

CIRCLE NO. 10 ON FREE INFORMATION CARD

FREE McIntosh STEREO CATALOG and FM DIRECTORY

Get all the newest and latest information on the new McIntosh catalog. In addition you will receive an FM station directory that covers all of North America.



**SEND
TODAY!**

McIntosh Laboratory, Inc. PE
East Side Station P.O. Box 96
Binghamton, N.Y. 13904

NAME _____
ADDRESS _____
CITY _____ STATE _____ ZIP _____

If you are in a hurry for your catalog please send the coupon to McIntosh.
For non rush service send the Reader Service Card to the magazine.

CIRCLE NO. 42 ON FREE INFORMATION CARD

dx listening

Monday-Friday 2230-2300 and Tuesday-Saturday 0230-0300; longer sports reports are at 0115-0140 and 0515-0540 Sundays; 0045-0100 and 0445-0500 Mondays. Main frequencies are 15410, 9735, 6145. The last hour of transmissions to Africa earlier in the day on Wednesday and Thursday has included "Sport Aktuell," during the summer soccer season.

Germany, East. Probably no country is more sports-minded than the GDR, and *Radio Berlin International* reflects this, with much of the GMT Tuesday and Friday broadcasts in English devoted to sports.

France. *RFT's "Paris Calling Africa"* at 1705-1755 includes a sports roundup on Mondays. Several other stations not mentioned also review weekend sports events on Monday broadcasts. Broadcasts in French include sports around 0645, 0815, 0903 (Tue), 1905 (Mon). Saturdays at 1830-1900, Sundays 1820-1906 "La vie du sport." Sundays at 1400-1700, "Sports et musique." All these are in the African service, except the last, which is also to North America on 21645, 21595, 17775. All times are one hour earlier from April to September during DST.

Canada. *RCI's* North American service on GMT Tuesday includes a sports review. *CBC Northern Service* news at 0500 and 0600 includes a sports report, as well as at 2200 Sunday. *CBC Radio* has a weekly 55-minute "Sound of Sports," Sunday at 10:05 p.m. local time on its domestic network. The Northern Quebec Shortwave Service carries the Grey Cup Game; in 1980, it was the third Sunday in November at 1805 GMT.

Brazil. This country is wild about "futebol," and play-by-play announcers have no equals in enthusiasm. You might hear such coverage on various commercial stations in the 25- or 31-meter bands; or on the Amazon Service from Brasilia on 11780 and 15445, weekends or evenings. You might even hear the high-power transmitter on 980-kHz mediumwave since they are said to run it at full power during such events.

Belgium. *BRT* has sports coverage in Dutch, Sunday at 1400-1700 on 21525. One hour earlier in the summer.

Austria. *ORF's* "Report from Austria" includes a Sports Review on the Monday 1830, GMT Tuesday 0130, 0330, 0430, 0830, and 1230 broadcasts.

Australia. *Radio Australia* airs "Sporting Magazine," Saturday 2240, Sunday 0440 and 1640. "Saturday Sport" has commentaries from the major sporting events around Australia at 0200-0730 GMT on 21680 and 15240 kHz only. The domestic service from Perth does not hesitate to pre-empt its normal schedule and extend it if necessary for cricket, at 1000-1800 on 9610.


Argentina. *Radio Rivadavia's* only appearances on shortwave are connected with live sports coverage. Check 5882 kHz (SSB) in the early evenings, especially on weekends.

POPULAR ELECTRONICS

computique

TEXAS INSTRUMENTS
INCORPORATED
electronic calculators


TI-30SP	17.95
TI-35SP NEW	24.95
Bus. Anal. I	21.95
BA II Exec. NEW	44.95
Bus. Card	39.95
Invest. Anal. NEW	49.95
TI-55	34.95
TI-57	54.95
TI-5100	39.95
TI-5015	64.95
TI-5040	89.95
TI-5135 NEW	79.95
TI-5142 NEW	124.95
TI-808-41 NEW	62.95
TI-58C	104.95
TI-59	209.95
PC-100C	169.95
TI-58/59 Libraries	35.00



Speak & Spell 59.95
Speak & Read NEW CALL
Speak & Math NEW CALL
Lang. Tutor NEW 169.95
Home Comp. 99/4
Console only 499.95

computique

THE HP-85!



Complete Enhancements, Peripherals and Accessories

Your **hp** HEWLETT PACKARD Headquarters

HP 67	299.95	HP 32E	54.95
HP 97	584.95	HP 33E	73.95
HP-33C NEW	89.95	HP 37E	59.95
HP-34C NEW	124.95	HP-38E	104.95
HP-38C NEW	124.95	HP-41C NEW	CALL
		HP-85 NEW	CALL

computique

APPLE COMPUTER II PLUS (16K) 999.95
APPLE III NEW CALL
6200 NEW EXECUTIVE 99.95
5813 NEW SCI PROGRAMMABLE 34.95
5100 NEW LCD ALPHANUMERIC 89.95
5102 NEW FIN. PROG 79.95
7000 NEW MEMO WRITER 124.95
* ML-90 49.95
FX 68 27.95

SHARP 1000 109.95
1750 NEW 269.95

CODE-A-PHONE 1000 109.95
1750 NEW 269.95

353 X 10MM TIMER NEW 59.95
CONTROLLER COMMAND 33.95

ALSO: CANON, TOSHIBA, NSC, SEIKO, MATTEL, PEARLCORDER, ITT, GTE, AND MANY OTHERS.
ALL AT GREAT PRICES!!

WE WILL MEET OR BEAT ANY COMPETITOR'S ADVERTISED PRICE ON MOST ITEMS IF HE HAS THE MDSE. ON HAND. VISA, MASTERCARD, MONEY ORDER, PERS. CK. (14 WRKG. DAYS TO CLR.), COD ACCEPTED; MIN. \$4.95 SHIPPING U.S.A. AIR ON REQST; CAL. RES. ADD 6% SALES TX.; ALL MDSE. SUBJ. TO AVAIL.; PRICES SUBJ. TO CHANGE. POPEL-F81

MAIL & PHONE ORDERS ONLY

Send orders to: **computique** WRITE OR CALL FOR FREE CATALOG

3211 SO. HARBOR BLVD. SANTA ANA, CA 92704

NEWPORT (714) 549-7373	W. LOS ANGELES (213) 820-0423	LAWDALE (213) 370-5795	TARZANA (213) 705-7507	PASADENA (213) 795-3007	MID-WILSHIRE (213) 385-7777	BREA (714) 990-6600
------------------------	-------------------------------	------------------------	------------------------	-------------------------	-----------------------------	---------------------

PROFESSIONAL DISCOUNTS

CIRCLE NO. 15 ON FREE INFORMATION CARD

NEW LITERATURE

Video Buyer's Guide

The 1981 *Video Buyer's Guide* describes 400 video products in 148 pages. It includes videocassette recorders, accessories, tapes, satellite earth stations, games, big-screen TVs, specialty TVs, program sources, videodisc players, cameras, and furnishings. It provides an overview of each product category and explains advances in technology in the past year. \$3.95 plus 75 cents postage and handling from: Reese Publishing Co., 235 Park Ave. South, New York, NY 10003.

DIN Standards Translated

English translations of DIN standards are offered by Heyden and Son, Inc. These standards are propagated by the Deutsches Institut für Normung, the industrial standards organization of the Federal Republic of Germany. Translations of more than 2100 DIN standards are reported to be currently available with more to follow. In addition all DIN standards (more than 17,800 at present) can be supplied in German. A comprehensive catalog/index, in both German and English, provides details of all DIN standards presently available. Address: Heyden & Son, Inc., 247 S. 41st St., Philadelphia, PA 19104.

Heat-Shrinkable Tubing

A 32-page catalog from Remtek includes a complete list of specifications for proper selection of tubing. A Technical Data Section includes: recovered wall thickness calculator; conversions and formulae; and guidelines for cut and marked pieces. Address: Remtek, 3073 N. First St., San Jose, CA 95134

Line Noise Suppression Manual

Topaz Electronics has available a basic text on the protection of sensitive electronic equipment from problems created by ac line noise, transients and spikes. The "Ac Line Noise Suppression Reference Manual" covers the principles involved and includes technical data and typical applications. Address: Topaz Electronics Div., 3855 Ruffin Rd., San Diego, CA 92123.

Communications Coils and Filters

Specifications for over 5,000 coils, filters and other communication components are given in a new 100-page catalog from J. W. Miller Div. of Bell Industries. Catalog 81 includes high-pass, low-pass, audio and ac-power filters. Coils are categorized by frequency from zero through 500 MHz. Schematic

diagrams for shielded and unshielded coils show adjustment accessibility. Address: J. W. Miller Div., 19070 Reyes Ave., Compton, CA 90221.

Educational and Instruments Catalog

A 40-page catalog from Heath/Zenith Educational Systems (a licensed school in the state of Michigan) describes 17 self- and group-instruction college-level programs in electronics, microprocessors, automotive, and computer programming. Information on experimental trainers for laboratory sessions is included as well as descriptions and specifications on over 40 test instruments

available, including oscilloscopes, power supplies, chart recorders, signal generators, and TV service instruments. Available at Heathkit Electronic Centers or: Heath Co., Dept. 350-370, Benton Harbor, MI 49022.

Micro Switch Catalog

"Manual Switches" is the title of Catalog 30 describing pushbutton, toggle, rotary selector, and interlock switches. A selection guide relates panel area, display, illumination, behind-panel-depth, mounting, and other features to products. Address: Micro Switch, Honeywell Div. 11 W. Spring St., Freeport, IL 61032.


ΩMEGA SALES CO.

"WHOLESALE COMPUTER PRICES" DIRECT TO THE PUBLIC
12 Meeting St., Cumberland, RI 02864

PRODUCT SPECIAL of the MONTH!!

TeleVideo

912B - \$699
912C - \$699
920C - \$769



Products are NOW IN STOCK AT ΩMEGA SALES CO.

ΩMEGA OFFERS THE BEST DELIVERY AND PRICE ON:
APPLE • ATARI • TRS-80 Model II • INTERTEC
• DIABLO • EPSON • HEWLETT—PACKARD •
SOROC • COMMODORE • NEC • QUME • CENTRONICS



Intertec Superbrain
32K Ram \$249
64K Ram \$269



NEC sprnwriter
5510-5530 \$2499




Epson MX 80 - \$599



Atari 800 \$749



APPLE II 16K \$ 949
48K \$1099



Diablo 630 - \$2295
(with tractor feed)

CALL TOLL FREE FOR ΩMEGA'S PRICE!
1-800-556-7586

ΩMEGA sells only quality merchandise to our customers. ΩMEGA will try to match any current advertised price with similar purchase conditions. Before you buy anywhere else — be sure to call ΩMEGA Sales Co. 1-401-722-1027



ΩMEGA ships via UPS, truck, or air. COD's. Visa, Mastercharge accepted, with no service charge.



ΩMEGA "A member in good standing of the better business bureau."

ELECTRONICS LIBRARY

Microprocessor Fundamentals

by Edward Ramirez & Melvyn Weiss

This book covers the microprocessor as a computing tool, programming and ap-

plication fundamentals. Easy-to-understand language is supported by diagrams, flow charts, and program examples. To avoid limiting material presented to a given microprocessor, the text makes use of a simple generic instruction set that allows the material to be applied to any microprocessor. All 30 instructions are thoroughly explained and supported by many programming examples, and flow charts are used to facilitate program writing. Among the topics discussed are semiconductor memories, the one-chip microcomputer, microprocessor interfacing, and selection and application of microprocessors. Review questions at the end of each

chapter allow the reader to gauge his progress and make this a good book for self study.

Published by Gregg/McGraw-Hill, 1221 Ave. of Americas, New York, NY 10020. Hard cover. 320 pages. \$11.95.

Weekend Projects for the Radio Amateur, Volume One

edited by Marian Anderson, WB1FSB

This is the first of a series of compendia of simple construction articles that originally appeared in QST magazine. It supplies the reader with schematic diagrams, printed circuit artwork, and assembly details of useful projects for the

IS YOUR TRS-80 SMARTER THAN YOU ARE?



Novice, Hobbyist, Educator, Student, Expert, Sams Books can help you get all the performance and features out of the TRS-80 that were built into it. The more you know about the hardware, software, language, and programming involved with the TRS-80, the faster your computer will pay for itself.

THESE SAMS BOOKS WILL HELP YOU USE ALL THE TRS-80 FEATURES YOU PAID FOR

TRS-80 INTERFACING Books 1 & 2. By Jonathan A. Titus. Book 1 introduces the signals available within the TRS-80 and how to use them to control external devices. Book 2 explores more advanced interfacing techniques that will allow you to do real things that you didn't even know your TRS-80 could do. BOOK 1 No. 21633, \$8.95; BOOK 2 No. 21739, \$9.95; TWO-VOLUME SET—Books 1 & 2 No. 21765, \$17.50.

Mostly BASIC: Applications for your TRS-80. By Howard Berenbon. No. 21788 \$11.95. Contains over 15 actual programs for home, entertainment, business, financial and educational use on the TRS-80.

Z-80 MICROCOMPUTER HANDBOOK. By William Barden, Jr. No. 21500 \$8.95. The more you know about the Z-80 microprocessor—the heart of the TRS-80—the more you can get out of your computer. Here is everything you should know about the hardware, software and microcomputers built around the Z-80.

Z-80 MICROPROCESSOR PROGRAMMING & INTERFACING Books 1 & 2. By Elizabeth A. Nichols, Joseph C. Nichols, and Peter R. Rony. Book 1 explores Z-80 software and machine language programming. Book 2 addresses interfacing digital circuits with the Z-80 CPU, PIP, and CTC chips. BOOK 1 No. 21609 \$10.95; BOOK 2 No. 21610 \$12.95; TWO-VOLUME SET—Books 1 & 2 No. 21611 \$21.95.

Sams Books

Mail to: Howard W. Sams & Co., Inc., 4300 West 62nd Street, P.O. Box 7092, Indianapolis, IN 46206, (317) 298-5400

	No.	Price	Quantity
TRS-80 Interfacing—Book 1	No. 21633	\$ 8.95	_____
TRS-80 Interfacing—Book 2	No. 21739	\$ 9.95	_____
TWO-VOLUME SET—TRS-80 Interfacing Books 1 & 2	No. 21765	\$17.50	_____
Mostly BASIC: Applications for your TRS-80	No. 21788	\$11.95	_____
Z-80 Microcomputer Handbook	No. 21500	\$ 8.95	_____
Z-80 Microprocessor Programming & Interfacing Book 1	No. 21609	\$10.95	_____
Z-80 Microprocessor Programming & Interfacing Book 2	No. 21610	\$12.95	_____
TWO-VOLUME SET—Z-80 Microprocessor Programming & Interfacing Books 1 & 2	No. 21611	\$21.95	_____

Amount of order \$ _____
 Add local sales tax where applicable \$ _____
 Shipping & handling costs \$ 2.00
 Total amount of order \$ _____

Payment Enclosed Check Money Order
 VISA Mastercard Interbank No. _____ (minimum credit card purchase \$10)
 Account No. _____ Expiration Date _____
 Name (print) _____ Signature _____
 Address _____
 City _____ State _____ Zip _____

Prices subject to change without notice. All books available from Sams Distributors, Bookstores, and Computer Stores. Offer good in U.S.A. only. In Canada, contact Lenbrook Industries Ltd., Scarborough, M1H, 1H5, Ontario, Canada. Offer expires 5/31/81.

AD062

CIRCLE NO. 53 ON FREE INFORMATION CARD

TOLL FREE OUTSIDE CAL 1(800) 421-0347

Order from the No. 1 Dealer in the Country! TOLL FREE

Introducing The NEC Personal Computer

Here is THE computer from NEC. Centronics and RS232 interfaces are standard. Up to 64 K (RAM) SEND FOR PRICE AND INFO. OR CALL TOLL FREE!

monitors

8" Black and white. Only \$185.
 Also available in Sanyo
 12" Black and white.
 15" Black and white.

TRS-80*

All TRS-80 Compatible Hardware and Software. Call us and tell us what you need. We will send you a free catalog. Includes 100 print wheels and thimbles.

Huge selection for Dume, Diablo, NEC, Plastic, or metal.
 Call 1-800-421-0347

apple cards

Hi-Speed Serial Interface
 Communications Interface
 Parallel Printer Interface
 Centronics Printer Interface
 Hobby Prototype
 Integral Digital Firmware
 Appsoft Firmware

NEC

Letter quality high speed printer, bi-directional, high resolution plotting, graphics.
 RO with Tractor Feed \$2865.
 KSR with Tractor Feed \$2995.

Paper Tiger (1P440) \$949.
 With Graphics.
 Anadex DP800 \$1449
 DP8000 \$849.
 Epson MX 80 \$645.

Sanyo Color Monitor \$495

VISICAL \$109.

Get your FREE catalog of software hardware and accessories.

DATA SYSTEMS
 Smart Video Terminals
\$795

THE HP-85
 The HP-85 is a powerful BASIC language computer complete with keyboard, CRT display, printer, and tape drive—all in one compact unit. Call!

16K RAM
 Now at \$39.95

modems

Micromodem 100
 Micromodem II O

In California Call (213) 371-1660

MICRO BUSINESS WORLD
 15818 Hawthorne Blvd.
 Lawndale, CA 90260

Immediate response to your orders Inquire Inside.

Commodore
 Call for latest price on:

CBM 8000 Business computer
 CBM 2001 Business computer
 CBM 2001 PET
 CBM 2022 Printer
 CBM 2033 Printer
 CBM 8040 Dual Drive
 Floppy Disk
 CBM 8050 Dual Drive
 Floppy Disk

1(800) 421-0347

CBM Modem (300 Baud)
 CBM Voice Synthesizer

apple II & II plus

16K Call
 32K Call
 48K Call
 toll free

apple III is here

Can today use the tools to have the most powerful professional computer in its class.

ATARI 825 Printer..\$799

atari 800

Everything that 400 has plus Basic Language Cartridge, 16K memory, expandable to 48K! Only \$799.
 Bonus 8K Memory Module good till 12/31/80
 Atari Program Recorder. Only \$88.95
 Atari Expansion Memory. \$K 589.95
 16K \$159.

*** apple II inventory control system**

The first truly professional system that can tackle up to 8,100 items. Transaction register/audit trail, inventory status reports, re-order report, keeps track of purchase orders automatically, will handle multiple departments or divisions, fast data retrieval. Minimum hardware requirements. Apple II Plus with 48K, one disk drive and 80 column printer. Available also for the new DOS 3.3.

MX-80 Epson Immediate delivery

dysan diskettes

5 1/4" (84) 101
 3740 1 up volume capacity \$6.95
 3740 10 up volume cap. \$9.95
 5 1/4" (84) 33
 104 1 up sector \$6.95
 105 1 10 sectors \$6.95
 105 1 18 sectors \$6.95

ham shack. Among the items described are a 10- and 15-meter receiving converter, a low-noise uhf receiving preamplifier, a noise blanker, two- and three-transistor QRP CW transmitters, a vfo, a transistor tester, a simple oscilloscope calibrator, manual- and remote-control antenna switches, a QRP antenna tuner, power supplies, power-line monitors, and a code-practice oscillator.

Published by the American Radio Relay League, 225 Main Street, Newington, CT 06111. Soft cover, 60 pages. \$3 in the U.S.


Electronic Assembly

by Jeremy Ryan

Although written for commercial electronics products assemblers, this book also contains a wealth of useful information for the beginner and advanced electronics hobbyist and experimenter. It begins with common-sense safety practices and proceeds to component identification, aided by schematic and line-drawing illustrations, and color codes for electronic components. Hand tools, hardware, and parts mounting are then discussed, leading up to an excellent chapter on soldering. The remainder of the book is devoted to the actual "nuts-and-bolts" assembly operations, and a chapter on blueprint reading.

Published by Reston Publishing Co., Inc., Reston, VA 22090. 166 pages. \$14.95 hard cover; \$10.95 soft cover.

Introducing... arkon's exclusive line!



arkon kits

CP/IO-1

An S-100 system card, wired and tested that will outperform the mass market systems in versatility, price and speed. It has all the CPU (8080) dlsic control (1771) and IO (8255) needed for a disc based CPM system. Interfaces, to all common 8" and 5 1/4" drives. (Shugart, Memorex, BASF, Siemens, Wang). Also features EIA RS232 port (110 to 9600 baud), fully vectored interrupts (TMS5501), on board digital data separator, 2K bytes EPROM, 24 fully handshaked IO lines, dual mapped IO, cassette interface on board, fully buffered.....\$495.00

All ARKON kits are complete with PCB, Logic Probe Kit, with case.....\$24.95
RS232 to TTL Converter Kit.....\$ 9.95
VD-1 Video Modulator Kit.....\$ 8.95
ETI Sound Generator Kit.....\$44.95

ASC II KEYBOARD KIT

60 key complete ASCII character set. Highest commercial quality key switches. Uses a KR 2376 ST encoder IC. Output compatible with TTL. Caps lock for upper case alpha characters. Repeat key. Parity and/or data Invertable. Positive and negative keypressed and strobe signals. Requires +5V to +30V at 100mA. Complete kit all parts.....\$99.95

COLOR VIDEO MODULATOR

The ultimate APPLE II color modulator. Provides proper level shifting to clean up the familiar smearing effects of simpler modulators. Available at the same price.

Assembled and tested with die cast case.....\$49.95
Kit.....\$24.95

S-100 MOTHER BOARD

Exclusively ARKON's, the A6S100 6 slot mother board, designed for the system builder using modern boards where few slots are required. Provision for semi-active termination.
A6S100.....\$24.95
S-100 edge connector.....\$5. ea/6 for \$25.00.

SUPER S-100 XFORMER

Designed by ARKON, built by HAMMOND. A transformer that fits almost all requirements in building a computer power supply. Transformer no. 120165 uses standard line voltage and provides 3 outputs:
8V at 18A for +5V supply.
28Vct at 4.5A for ±15V supply.
22V at 4.5A for disc drives.
A unique value.....\$49.95

Send certified cheque, money order, Charge, Master Charge... include expiry date, card number and signature. We process only prepaid orders. Minimum order \$10.00 Add 5% (minimum \$2.00) for shipping and handling. Ontario residents add 7% sales tax. All prices subject to change. Dealer Inquiries welcome.

409 Queen Street West, Toronto, Ontario Canada,
M5V 2A5. Tel. (416) 868-1315.



CIRCLE NO. 9 ON FREE INFORMATION CARD

Audiomatic Electronics

HOME ENTERTAINMENT SPECIALS

<p>Teac CX350 Cassette... 184.99 Koss K4DS Delay... 349.99</p> <p>BLANK TAPES maxell C-90 UDXL-I or II (Cr)... 3.39 C-60 UDXL-I or II (Cr)... 2.49 C-90 UD... 2.79</p> <p>TDK C-90 SA (Cr)... 2.99 C-60 SA (Cr)... 2.19 C-90 AD... 2.49</p> <p>PHONO CARTRIDGES Shure V15 Type IV... 102.99 Shure V15 Type III HE... 83.99 Shure M97 HE... 53.99 Shure M95 HE... 34.99</p> <p>Audio-Technica AT155LC 109.99 Audio-Technica AT140LC 64.99 Audio-Technica AT125LC 46.99 Stanton 88TS... 77.99 Stanton 681 EEE... 36.99 Stanton 681 EEE... 47.99 Empire 2000Z... 54.99 Empire 2000E3... 18.99 Picketing XS4000... 68.99</p> <p>HEADPHONES Koss Pro 4AAA Special... 45.99 Koss HVX LC... 48.99 Koss HVX... 35.99 Sennheiser HD-430... 75.99 Sennheiser HD-222... 73.99 Sennheiser HD-420... 52.99 Audio-Technica ATH-7... 39.99</p>	<p>ENTIRE SCHWANN CATALOG ROCK, JAZZ, R&B (Minimum Order - 4 Records) All 7.98 List... Only 4.85 All 8.98 List... Only 5.35 All 9.98 List... Only 5.85 Tapes/Cassettes/8-Tracks Add .40 Record Orders By Mail Only No Telephone Orders Accepted</p> <p>PIONEER Car Stereo PIONEER SPECIAL KP 6500 Indash Cassette only... 154.99</p> <p>KPX-9500 Indash... 177.99 KP-8500 Indash... 142.99 KP-8000 Indash... 155.99 KP 7500... 189.99 KE-3000 Indash... 205.99 KE-5000 Indash... 249.99 Gm-40 Power Amp... 49.99 Gm-120 Power Amp... 107.99</p> <p>JENSEN Car Stereo R-430, R-420, R-410 & R-402 Call for low Audiomatic prices</p> <p>● BLAUPUNKT Car Stereo CR-2001 Indash... 239.99 BEA 200... 159.99</p>
--	--

WRITE FOR FREE CATALOG

We carry a full line of PIONEER, TECHNICS, AKAI, B.I.C., and TEAC Home Stereo Equipment as well as PIONEER, JENSEN, CLARION, BLAUPUNKT, PANASONIC, CONCORD, MITSUBISHI, and SANYO Car Stereo Equipment.

ORDERING INSTRUCTIONS
All merchandise is Factory Fresh and complete with Manufacturer's Warranty. For immediate shipment, send Certified Check, Money Order, Cashier's Check, or Master Charge or VISA (Send Card Number and Expiration Date). Call us Toll-Free Mon-Fri 9AM-7PM, Sat 10AM-7PM (Eastern Time) for Credit Card orders. Personal Checks are subject to hold for bank clearance. Shipping and Handling charge \$4.25 (Canada, Puerto Rico, Hawaii, Alaska \$8.50). Allow 5-12 days for U.P.S. delivery. For all matters other than to place orders please call us at 212-686-5500. No C.O.D. orders accepted. NY residents must include Sales Tax.

Audiomatic Electronics

CALL TOLL-FREE 800-223-2706

In N.Y., Hawaii, Alaska, & Canada Call (212) 686-5500

1263 Broadway New York, N.Y. 10001

CIRCLE NO. 7 ON FREE INFORMATION CARD

UNIVERSAL

COLUMBIA

NOSTALGIA

WARNER BROS.

PARAMOUNT

TVX VCX

20th CENTURY

ALLIED ARTIST

If it's LEGALLY on videocassette, Wonderful World of Video has it!
We stock all major General Release and Adult Tapes in inventory.

PLEASE CHECK BOX AND FILL IN AMOUNT

<p><input type="checkbox"/> SOUPERMAN 64.⁹⁵</p> <p><input type="checkbox"/> 10 64.⁹⁵</p> <p><input type="checkbox"/> ALIEN 54.⁹⁵</p> <p><input type="checkbox"/> JAWS 54.⁹⁵</p> <p><input type="checkbox"/> DEERHUNTER 69.⁹⁵</p> <p><input type="checkbox"/> COAL MINERS DAUGHTER 59.⁹⁵ (New Release)</p>	<p>CHECK FORMAT: <input type="checkbox"/> Beta <input type="checkbox"/> VHS</p> <p><input type="checkbox"/> HALLOWEEN 54.⁹⁵</p> <p><input type="checkbox"/> BUDDING OF BRIE (Adult) 89.⁹⁵</p> <p><input type="checkbox"/> BABYLON PINK (Adult) 89.⁹⁵</p> <p><input type="checkbox"/> EROTIC ADVENTURES OF CANDY (Adult) 89.⁹⁵</p> <p><input type="checkbox"/> CALIFORNIA GIGOLO (Adult) 89.⁹⁵</p>
---	--

ALL TAPES 100% GUARANTEED!

Enclosed is my check money order

VISA MC (cash not accepted)

Please send me your: Family Play List

Adult Play List

Send Order to:	Card # _____
Wonderful World of Video Inc.	Exp. Date _____
6315 Hollywood Blvd.	Name _____
Hollywood, CA 90028	Address _____
CALL TOLL FREE:	City/State/Zip _____
1-800-421-0482	Signature _____
In California:	
1-213-465-8677	

Subtotal _____
Calif. Res. add 6% tax _____
Postage, handling \$3.00 _____
Total _____

NOTE: No order can be shipped without a signature!

(I certify that I am of legal age)

CIRCLE NO. 59 ON FREE INFORMATION CARD

CREATE ANY RHYTHM

new improved memory



Our popular Programmable Drum Set's simple programming system allows even first time users to structure bass, tom, snare, wood-block and clave sounds into any rhythm in any time signature. Versatile memory organization provides simultaneous storage of two separate rhythm patterns each with its own bridge rhythm. Bridges are activated from either the control panel touch plate or optional foot switch and are automatically synchronized to the main rhythm. Improved memory circuitry lets the "save" mode hold rhythm patterns for over one year while battery life for normal operation has been extended to several hundred hours. In easy to assemble kit or fully assembled.

- () Send #3750 'Drum Set Kit, \$89.95 plus \$3 shipping enclosed.
- () Send #3750 'Drum Set Assembled, \$154.95 plus \$3 shipping enclosed.
- () Send Free Catalog.

Name: _____
 Address: _____
 City: _____ State: _____ Zip: _____
 VISA: _____ MC: _____ Card No. _____

ICSA ELECTRONICS, DEPT 2-P 1020 W WILSHIRE, OKLA CITY, OK 73116

CIRCLE NO. 46 ON FREE INFORMATION CARD

Be an Electrician



CONSTRUCTION
 MAINTENANCE
 CONTRACTOR

Train at home in spare time

MAKE MORE MONEY! Check out Electrician's wages against the kind of money you make now!

Even before you're ready to go after a full-time job as an electrician, you could be making extra money doing odd jobs for friends and neighbors. And think of the money you'll be able to save doing your own electrical work. Learn to specify and install wiring, operate and control motors and generators, use and maintain transformers and storage batteries.



We show you how to troubleshoot for short circuits, overloads and open wires. You'll be ready to take almost any electrician licensing examination offered by state, city or county. Because opportunities vary from time to time and from one part of the country to another, we encourage you to check on the job market in your area. Mail coupon for free facts and results of survey showing employment success of our graduates.

NO NEED TO QUIT YOUR JOB OR REGULAR SCHOOL Everything explained in easy-to-understand language with plenty of drawings, diagrams and photos. Tools, materials, test equipment included with course. You learn at your own pace. No time wasted traveling to class. Teachers are as close as your telephone. No charge! Use our toll-free 24-hour home-study hotline as soon as you enroll. **MAIL COUPON TODAY!**

APPROVED FOR VETERANS

ICSA SINCE 1951

ELECTRICIAN SCHOOL, Dept. PD011
 ICS Center, Scranton, PA 18515

Rush free facts that tell how I can train at home in spare time to be an electrician. No obligation, no salesman will call!

NAME: _____ AGE: _____
 ADDRESS: _____
 CITY/STATE/ZIP: _____



DON'T BLAME THE SOFTWARE!

Power Line Spikes and Hash often cause memory loss or erratic operation. Often floppies, printer & processor interact!

OUR unique ISOLATORS eliminate equipment interaction AND curb damaging Power Line Spikes, Surges and Hash.

3 filtered 3-prong sockets and integral Spike Suppression. 125 VAC, 15 Amp, 1875 W Total - 1 KW per socket.

ISO-1 ISOLATOR. 3 Filtered Sockets; 1000 Amp 8/20 usec Spike Suppressor \$56.95

ISO-4 ISOLATOR. 6 Filtered Sockets; 1000 Amp 8/20 usec Spike Suppressor \$96.95

ISO-3 SUPER-ISOLATOR. 3 DUAL filtered Sockets; 2000 Amp 8/20 usec Spike Suppressor \$85.95

ISO-7 SUPER-ISOLATOR. 5 DUAL filtered Sockets; 2000 Amp 8/20 usec Spike Suppressor \$139.95

Master-Charge, Visa, American Express
 Phone: 1-617-655-1532

Electronic Specialists, Inc.

171 South Main Street, Natick, Mass. 01760
 Dept. PE (617) 655-1532

CIRCLE NO. 21 ON FREE INFORMATION CARD

4PDT RELAY FLASHER LED POTTER BRUMFIELD

- 14 pin style
- 3 amp contacts
- 24 volt d.c. or 120 volt a.c. coil
- Used but fully tested

\$1.50 each
 specify coil voltage
 LARGE QUANTITIES AVAILABLE
 SOCKETS FOR RELAY 50c each

SUBMINI DPDT DIP RELAY AROMAT #HB2-DC6V

- 6 VDC coil
- Fits dip socket
- Norm. o/p power 580 mW
- Contacts rated 1 amp @120V

\$1.50 each
 10 for \$13.50 6 VDC only

7-17vdc S.S. BUZZER STAR #CMB-12

- Fits dip socket
- CMOS compatible
- Max current 14mA
- Sound output 70dB @ 20 cm

\$1.25 each

TRANSFORMERS

120 volt primaries

- 3 VOLTS @ 200 mA \$1.25
- 6 VOLTS @ 150 mA \$1.25
- 12 VOLTS C.T. @ 150 mA \$1.50
- 18.5 VOLTS @ 3 AMPS \$6.50
- 24 VOLTS C.T. @ 280 mA \$1.65

50K SLIDE POT knobs for Slide Pots 20c each 75c each audio taper

- 1 2-inch long
- 2 3/4-inch slide

ALL ELECTRONICS CORP.

905 S. Vermont Ave. SEND FOR OUR FREE CATALOG
 Los Angeles, CA 90006
 (213) 380-8000

Litronix FRL-4403

diffused red led with built in flashing unit T 1 package pulse rate 3hz sv 20 ma

2 for \$1.70

COMPUTER GRADE CAPACITORS ALL ARE BRAND NEW

- 1,700 MFD. \$2.00
- 150 VDC 2 3/4 in. dia. x 4 3/4 in.
- 6,400 MFD. \$2.50
- 60 VDC. 1-3/8 in. dia. x 4 1/4 in.
- 11,500 MFD 18 VDC \$1.50
- 1-3/8 in. dia. x 3-1/4 in.
- 22,000 MFD. 15 VDC. \$2.50
- 2 in. dia. x 2 1/2 in.
- 22,000 MFD. 50 VDC \$3.50
- 3 in. dia. x 4 1/2 in.

CLAMPS TO FIT CAPACITORS 50c ea.

FLAT LEVER HANDLE MINI TOGGLE

- S P D T
- RATED 6 AMPS @ 125 V
- 1-1/4" 40 BUSHING
- \$1.00 each
- 10 for \$8.50
- 100 for \$75.00

22/44 EDGE CONNECTOR TIN SOLDER TAIL .156" x .200"

LARGE QUANTITIES AVAILABLE \$1.35 each 10 for \$12.50

ELECTROLYTIC AXIAL CAPACITORS

- 8,000 MFD 15VDC \$1.50 ea. 3/8" long x 1-1/16" diameter
- 600 MFD. 100 VDC \$1.00 ea. 2-1/16" long x 1" diameter
- 4,700 MFD 16 VDC 2 for \$1.50 2" long x 1" diameter

TERMS

- Quantities Limited
- Min. Order \$10.00
- Add \$2.00 Shipping USA
- Calif. Res. Add 6%
- Prompt Shipping

CIRCLE NO. 2 ON FREE INFORMATION CARD



apple computer

Complete Microprocessors line, peripherals & Terminals.
 APPLE II PLUS, 16K \$989.00 Disk 130K controller \$575.00
 SOROC 10120 795.00 SOROC 10140 1395.00
 ADM3A, assembled 840.75 TI-99/4 499.00
 TI-745 1440.00 TI-810 1715.00

Texas Instruments

- Invest. Anal. 49.95
- TI-55 34.50
- Accessories call us
- TI-58C 87.50
- PC 100C 149.95
- TI-59 207.00
- Dig. Therm. 105.00
- Lang. Tutor 160.00
- Speak & Spell \$54.95
- Spelling Bee 30.95
- TI-Programmer 52.50
- MBA 52.50
- TI-5100 37.50
- TI-5015 59.00
- TI-5025 61.95
- TI-5040 79.00

HEWLETT-PACKARD

- HP-67 \$299.00
- HP-97 \$79.00
- HP-33C 75.00
- HP-34C 122.00
- HP-38C 122.00
- HP-41C Prog 234.00
- HP-41C Printer 299.00
- HP-41C CRD RDR 175.00
- HP-41C Mem. Module 40.00
- HP-32E 49.00

HP-85 AND ACCESSORY CALL US FOR PRICES

SCM TYPEWRITER SPECIALS

- SCM-2200 \$275.00 INTREPID \$274.00
- SCM-2500 285.00 CLASSIC 12 144.00

All units shipped in original cartons with accessories according to manufacturer's specification. Send money orders, personal check (2 weeks to clear). In Illinois add 6% sales tax. Add \$4.95 minimum shipping & handling charges per unit. We ship UPS. Subject to availability. Written warranty for specific products can be obtained free upon request. Above prices are for mail order and prepaid only. Prices and specifications subject to change without notice. Send mail orders.

Nabik's, Inc.
 519 DAVIS, EVANSTON, ILL. 60201 TEL: 312-869-6144

SAVE!

MONEY • TIME • FREIGHT

- QUALITY STEREO EQUIPMENT AT LOWEST PRICES.
- YOUR REQUEST FOR QUOTATION RETURNED SAME DAY.
- FACTORY SEALED CARTONS—GUARANTEED AND INSURED.
- SAVE ON NAME BRANDS LIKE:

- PIONEER SANSUI
- KENWOOD DYNACO
- SHURE SONY
- MARANTZ KOSS

AND MORE THAN 50 OTHERS
 BUY THE MODERN WAY
 BY MAIL—FROM



illinois audio
 BANK CARDS ACCEPTED
 12 East Delaware
 Chicago, Illinois 60611
 312-664-0020
 800-621-8042

CIRCLE NO. 32 ON FREE INFORMATION CARD

PROJECT OF THE MONTH

By Forrest M. Mims

A Simple Wind-Speed Indicator

YOU CAN make a very simple but effective, portable anemometer (wind-speed indicator) using only a small dc motor, a propeller and a voltmeter. Figure 1 shows a typical arrangement that works quite well. When wind causes the propeller to rotate, the motor behaves as a dc generator. The voltage produced by the generator is relatively linear with respect to the wind speed.

Not all motors will work in this application. For best results, use a low-friction motor such as one intended for use in photovoltaic solar-energy demonstrators. Some motors of this type are supplied with plastic propellers attached to their shafts. Suitable motors are also available from hobby shops that cater to enthusiasts of radio-controlled model aircraft. Generally, if a motor produces a few tenths of a volt across its power terminals when the shaft is rolled between your thumb and forefinger, it will work well in this application. I've found Mabuchi motors to be particularly effective wind-powered generators.

Hobby shops also sell propellers. Alternatively, you can make your own prop using Fig. 1 as a guide. Cut four blades from light-gauge aluminum or from one end of a metal food or beverage can.

Blade dimensions are not specified in Fig. 1 because motors having a wide range of sizes can be used in this project. For best results, the blades should extend somewhat beyond the housing of the motor as shown. Use care when cutting the blades, and round off their sharp ends to prevent cuts. Twist the base of each blade 45-60° and push the tab at the narrow end of each blade into the side of a balsa model-rocket nose cone (another hobby-shop item) that has been sanded smooth. For best results, use a nose-cone whose base has a diameter close to that of the motor housing. Spread some white glue around the base of each blade and, when it dries, paint the entire propeller assembly.

Next, attach the propeller to the motor's shaft. The easiest way is to force the shaft into the center of the base of the balsa cone. Secure the cone in place with some white glue. Mount the motor on a handle as

shown in Fig. 1. Then connect its power leads to the voltage-input terminals of a multimeter that has been set to read dc volts.

You can now calibrate your anemometer. One way is to extend the generator from the window of a moving car. Record the voltage from the generator at increments of 5 or 10 mph and plot the results on a graph. Be sure to perform the calibration on a windless day and to have a friend drive while you hold the generator and record the measurements!

Figure 2 is the calibration curve for an anemometer that I built for use in a homemade, model-rocket wind tunnel. Note the reasonable linearity of the curve.

Going Further. You can easily modify this project. To measure low wind velocities, for example, you can replace the propeller with a four-cup rotor made from two ping-pong balls sliced in half and the multimeter with a solid-state bargraph readout. Use an LM3914 LED driver for best results.◇

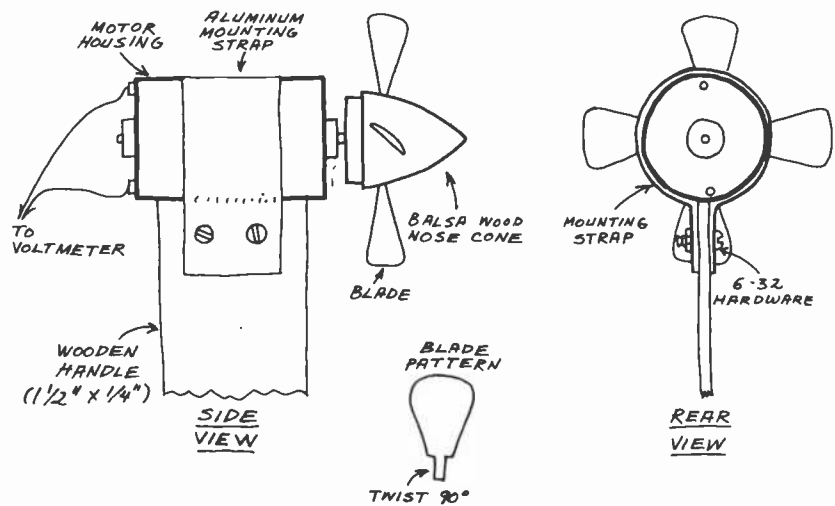


Fig. 1. Design for a portable anemometer.

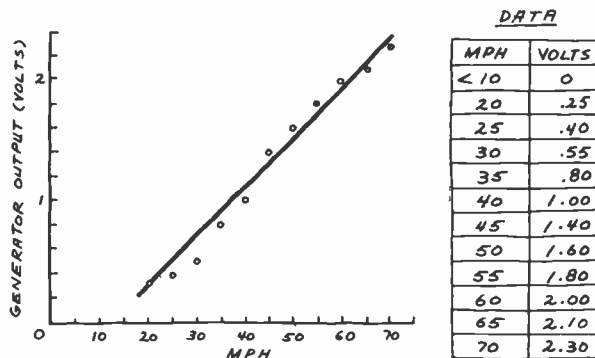


Fig. 2. Typical anemometer calibration curve.

National Semiconductor Clock Modules

12VDC AUTOMOTIVE/INSTRUMENT CLOCKS

APPLICATIONS:

- In-dash autotimers
- After-market auto/RV clocks
- Aircraft marine clocks
- 12VDC oper. instrum.
- Portable/battery powered instrumts.

Features: Bright 0.3" green display. Internal crystal time-base. ±0.5 sec./day accur. Auto display brightness control. Display color filterable to blue, blue-green, green & yellow. Complete—just add switches and lens.

MA1003 Module \$16.95

MA1023 .7" Low Cost Digital LED Clock Module 8.95
 MA1026 .7" Dig. LED Alarm Clock/Thermometer 18.95
 MA5036 .3" Low Cost Digital LED Clock/Timer 6.95
 MA1002 .5" LED Display Dig. Clock & Xformer 9.95

MICROPROCESSOR COMPONENTS

8080A/8080A SUPPORT DEVICES

INS2001A	CPU	6.50
INS2001	8-Bit Input/Output	3.25
DP214	Priority Interrupt Control	5.85
DP216	Bi-Directional Bus Driver	3.49
DP226	Clock Generator/Driver	3.50
DP226	Bus Driver	3.50
DP228	System Controller/Bus Driver	4.95
DP228	System Controller	5.75
INS2424	V/D Encoder for 8 Series	9.15
INS2520	Asynchronous Comm. Element	16.95
DP251	Prog. Comm. I/O (USART)	7.95
DP253	Prog. Internal Timer	34.50
DP255	Prog. Peripheral I/O (PPI)	9.50
DP257	Prog. DMA Controller	19.50
DP259	Prog. Interrupt Control	34.50
DP275	Prog. CRT Controller	49.50
DP279	Prog. Keyboard/Display Interface	19.50
DP300	Octal Bus Receiver	6.75
DP303	System Timing Element	6.95
DP304	8-Bit Bi-Directional Receiver	3.95
DP307	8-Bit Bi-Directional Receiver	3.95
DP308	8-Bit Bi-Directional Receiver	3.95

6800/6800 SUPPORT DEVICES

MC6800	MPU	14.95
MC6800CP	MPU with Clock and RAM	19.95
MC6800AP1	128K Static RAM	4.95
MC6801	Peripheral Input/Output Adapt (MC6800)	7.49
MC6803	Priority Interrupt Controller	10.95
MC6803L3	1024x8-Bit ROM (MC6803-3)	14.95
MC6800	Asynchronous Comm. Adapter	7.89
MC6802	Synchronous Serial Data Adapter	10.95
MC6800	4000bps Optial MODEM	10.95
MC6802	700bps Modulator	12.95
MC6800A	Quad-Static Bus Trans. (MC6875)	2.25

MICROPROCESSOR CHIPS

Z80 (780C)	CPU (MK3800N) (2MHz)	13.95
Z80A (780-1)	CPU (MK3800N-1) (4MHz)	13.95
CDP1802	CPU	19.50
2650	MPU	36.50
10A2910ADC	CPU—4-Bit Slice (Com. Temp. Grade)	19.50
MC55002	MPU w/Clock (8K Bytes Memory)	11.95
INS2001A4	MPU—8-Bit (8MHz)	16.95
INS2001N4	CPU—Sgl. Chip 8-Bit (128bytes RAM)	19.50
INS2001N4	CPU (56 Bytes RAM)	24.95
INS2001N4	CPU—16 Bytes RAM	16.95
INS2001N4	CPU w/Basic Micro Interpreter	29.50
7800	CPU	19.50
INS2000	CPU—16-Bit	29.50
INS2000JL	MPU—16-Bit	49.50

SHIFT REGISTERS

MM5501H	Dual 2-Bit Dynamic	.50
MM5501H	Dual 50-Bit Dynamic	.50
MM5501H	Dual 100-Bit Static	.50
MM5501H	Dual 64-Bit Accumulator	.50
MM1402	256-Bit Dynamic	1.95
INS5011	1024-Bit Dynamic/Accumulator	1.95
MM5501H	50B/52-Bit Dynamic	1.95
MM5501H	Octal 80-Bit	9.95
MM5501H	Octal 80-Bit	9.95
5501V (100A)	1024-Bit Dynamic	1.95
2518N	Hex 32-Bit Static	4.95
2521V	Dual 128-Bit Static	2.95
2521V	152-Bit Dynamic	.99
2525V	1024-Bit Dynamic	2.95
2527V	Dual 256-Bit Static	2.95
2529V	Dual 256-Bit Static	4.00
2529V	Dual 240-Bit Static	4.00
2529V	Quad 80-Bit Static	2.95
3314PC	File (Dual 80)	6.95

DATA ACQUISITION

AF1201CN	Universal Active Filter	2.95
AF1211CJ	Touch Tone Low Pass Filter	19.95
AF1211CJ	Touch Tone Low Pass Filter	19.95
LM1211AH	Subar Gain Op Amp	1.00
LM131Z	Current Source	1.30
LM131Z	Temperature Transducer	1.40
LF364N	JFET Input Op Amp	1.10
LF376N	Sample & Hold Amplifier	1.95
LM3914	Temp. Comp. Prec. Ref. (5ppm/°C)	4.95
ADC0801CN	8-Bit A/D Converter (0.2% Lin.)	4.95
DAC0801CN	8-Bit D/A Converter (0.2% Lin.)	2.25

DATA ACQUISITION (CONTINUED)

ADC0801CN	8-Bit A/D Converter (8-Ch. Mult.)	5.25
DAC0801CN	8-Bit D/A Converter (8-Ch. Mult.)	35.50
DAC1001CN	10-Bit D/A Conv. Micro. Comp. (0.2%)	13.95
DAC1001CN	10-Bit D/A Conv. Micro. Comp. (0.2%)	8.95
DAC1001CN	10-Bit D/A Converter (0.2% Lin.)	8.95
DAC1001CN	10-Bit D/A Converter (0.2% Lin.)	5.95
DAC1001CN	10-Bit D/A Converter (0.2% Lin.)	5.95
CM6811	8-Channel Multiplexer	1.99
AY-31013	2-Ch. Buffer	3.50

RAM'S

1101	256K Static	1.49
1103	1024K Dynamic	1.99
2101 (301)	256K Static	1.99
2102	1024K Static	1.95
2105	1024K Static	1.95
2111 (311)	256K Static	1.95
2112	256K Static MDS	4.95
2114	1024x4 Static 400ns	5.95
2114	1024x4 Static 400ns Low Power	6.95
2114-3	1024x4 Static 300ns	7.95
2114-1	1024x4 Static 300ns Low Power	7.95
2117	1024x4 Static 400ns (House marked)	4.95
4116 (UPD416)	8K Dynamic 20ns	4.95
MA2147J	4096x1 Fast 70ns	19.50
5101	256K Static	1.95
5101	1024K Dynamic Fully Decoded	7.50
MM5382	2Kx4 Dynamic	.25
MM5382/207	4096x1 Dynamic	4.95
MM5382/20161	8K Dynamic 100ns (UPD416)	4.95
MM5382/3A	8K Dyn. 200ns (lower vol of MM5382)	4.95
7489	16K Static	1.95
14P0141/2M4021	8K Dynamic 16-pin	1.95
TM5400-45N1	4K Static	1.45
TM5400-45N1	1024x4 Static	1.45

PROMS/EPROMS

1102A	2Kx16 Static PROM	5.95
2708	8K EPROM	9.95
TMS2716	16K EPROM (+5V, +5V, +12V)	19.50
2716M1(25461)	16K EPROM (Single +5V)	17.50
2716M1(25271)	16K EPROM	49.50
2708	8K EPROM (400ns) (Single +5V)	19.50
5002	2048 PROM	14.95
82527(74518)	256 PROM (Open Collector)	14.95
825115	4096 Bit PROM	4.95
825127(74528)	32x8 Tri-State Biolar PROM	29.95
825185	8K EPROM	49.50

ROM'S

2513(2140)	Character Generator (Upper Case)	9.95
2513(2021)	Character Generator (Lower Case)	9.95
2516N	Character Generator	10.95
MM5324P	9048-Bit Read Only Memory	1.95

NMOS READ ONLY MEMORIES

MC46610P	128x7 ASCII Shifted w/ Greek	12.50
MC46610P	128x7 Math Symbol & Pictures	13.50
MC46610P	128x7 Alpha, Control Char. Gen.	13.50

MICROPROCESSOR MANUALS

M-280	User Manual	2.50
M-C-CP1802	User Manual	2.50
M-260	User Manual	3.00

SPECIAL FUNCTION

D50805CN	Clear MOB Clock Driver (SMZ)	3.50
D50805CN	Clear MOB Clock Driver (SMZ)	1.95
INS1717N-1	Floppy Disk Controller	24.95
INS2601N	Communication Chip	19.95
MM5383N	Microprocessor Real Time Clock	13.95
MM5383N	Microprocessor Compatible Clock	11.95
MC46610N	Microcontroller with 64K Dynamic RAM and 256K ROM	3.95
MC46610N	Microcontroller with 64K Dynamic RAM & Direct LED Drive w/ Bus Int.	1.29
CP46610N	32-Seg VAC Filter Driver (28-pin pkg.)	2.95

TELEPHONE/KEYBOARD CHIPS

AY-1910	Push Button Telephone Dialer	4.95
AY-1920	Rotary Dialer	4.95
AY-1920	C-MOS Clock Generator	6.95
AY-1925	Keyboard Encoder (88 keys)	11.95
HQ065-5	Keyboard Encoder (88 keys)	5.95
NC92	Keyboard Encoder (88 keys)	5.95
MM5310N	Push Button Pulse Dialer	6.95
MM5309N	88-Key Serial Keyboard Encoder	8.25

JOYSTICKS

JS-5K

JVC-40

JS-5K 5K Linear Taper Pots \$5.25
 JS-100K 100K Linear Taper Pots \$4.95
 JVC-40 40K (2) Video Controller in case \$5.95

AC and DC Wall Transformers

Ideal for use with clocks, games, power supplies or any other type of AC or DC application.

Part No.	Input	Output	Price
AC 250	117V/60Hz	12 VAC 250mA	\$3.95
AC 500	117V/60Hz	12 VAC 500mA	\$4.95
AC 1000	117V/60Hz	12 VAC 1 amp	\$5.95
DV920	117V/60Hz	9 VDC 200mA	\$3.25
DC 900	120V/60Hz	9 VDC 500mA	\$3.95

CONNECTORS

DB25P

DB25S

DB5 1225

22/44SE

UG8/U

UG9/U

UG175/U

SO239

PL258

PL259

UG260/U

UG1094/U

D-Subminiature Plug \$2.95
 D-Subminiature Socket \$1.75
 Cover for DB25P/S \$1.75
 P.C. Edge (22/44 Pin) \$2.95
 BNC Plug \$1.79
 BNC Jack \$3.79
 UHF Adapter \$.49
 UHF Panel Recp. \$1.29
 UHF Adapter \$1.60
 UHF Plug \$1.60
 BNC Plug \$1.79
 BNC Bulkhead Recp. \$1.29

TRS-80 16K Conversion Kit

Expand your 4K TRS-80 System to 16K.

Kit comes complete with:

- 8 x 8. MMS290 (UPD416/4116) 16K Dyn. Rams (N'S)
- * Documentation for Conversion

TRS-16K2 *150NS \$49.95
 TRS-16K4 *250NS \$39.95

JE610 ASCII Encoded Keyboard Kit

The JE610 ASCII Keyboard Kit can be interfaced into most any computer system. The kit comes complete with an industrial grade keyboard switch assembly (62-keys), IC's, sockets, connector, electronic components and a double-sided printed wiring board. The keyboard assembly requires +5V @ 150mA and -12V @ 10 mA for operation. Features: 60 keys generate the 126 characters, upper and lower case ASCII set. Fully buffered. Two user-definable keys provided for custom applications. Caps lock for upper-case-ONLY alpha characters. Utilizes a 2376 (40-pin) encoder read-only memory chip. Outputs directly compatible with TTL/DTL or MOS logic arrays. Easy interfacing with a 16-pin dip or 18-pin edge connector. Size: 3 1/2" H x 14 1/2" W x 8 3/4" D

JE610/DTE-AK (as pictured above) \$124.95
 JE610 Kit 62-Key Keyboard, PC Board, & Components (no case) \$ 79.95
 K62 62-Key Keyboard (Keyboard only) \$ 34.95
 DTE-AK (case only - 3 1/2" H x 14 1/2" W x 8 3/4" D) \$ 49.95

JE600 Hexadecimal Encoder Kit

FULL 8-BIT LATCHED OUTPUT 19-KEY KEYBOARD

The JE600 encoder Keyboard Kit provides two separate hexadecimal digits produced from sequential key entries to allow direct programming for 8-bit microprocessor or 8-bit memory circuits. Three additional keys are provided for user operations with one having a bistable output available. The outputs are latched and monitored with 9 LED readouts. Also included is a key entry strobe. Features: Full 8-bit latched output for microprocessor use. Three user-definable keys with one being bistable operation. Debounce circuit provided for all 19 keys. 9 LED readouts to verify entries. Easy interfacing with 16-pin IC connector. Only a 5V DC required for operation. Size: 3 1/2" H x 8 3/4" W x 8 3/4" D

JE600/DTE-HK (as pictured above) \$99.95
 JE600 Kit 19-Key Hexadec. Keyboard, PC Board & Cmpnts. (no case) \$59.95
 K19 19-Key Keyboard (Keyboard only) \$14.95
 DTE-HK (case only - 3 1/2" H x 8 3/4" W x 8 3/4" D) \$44.95

National Semiconductor RAM SALE

MM5290N-4 (MK4116/UPD416) .. \$4.95 each
 16K DYNAMIC RAM (250NS)
 (8 EACH \$39.95) (100 EACH \$450.00/lot)

MM5290J-2 (MK4116/UPD416) .. \$6.95 each
 16K DYNAMIC RAM (150NS)
 (8 EACH \$49.95) (100 EACH \$550.00/lot)

MM5298J-3A \$3.25 each
 8K DYNAMIC RAM (LOW HALF OF MMS290J) 200NS
 (8 EACH \$23.95) (100 EACH \$250.00/lot)

MM2114-3 \$5.95 each
 4K STATIC RAM (300NS)
 (8 EACH \$43.95) (100 EACH \$450.00/lot)

MM2114L-3 \$6.25 each
 4K STATIC RAM (LOW POWER 300NS)
 (8 EACH \$44.95) (100 EACH \$475.00/lot)

EPROM Erasing Lamp

Erases 2708, 2716, 1702A, 52030, 52040, etc.

- Erases up to 4 chips within 20 minutes.
- Maintains constant exposure distance of one inch.
- Special conductive foam liner eliminates static build-up.
- Built-in safety lock to prevent UV exposure.
- Compact—only 7-5/8" x 2-7/8" x 2"
- Complete with holding tray for 4 chips.

UVS-11E \$79.50

Jumbo 6-Digit Clock Kit

- Four .630" ht. and two .300" ht. common anode displays
- Uses MMS5314 clock chip
- Switches for hours, minutes and hold functions
- Hours easily viewable to 30 feet
- Simulated walnut case
- 115VAC operation
- 12 or 24 hour operation
- Includes all components, case and wall transformer
- Size: 6 3/4" x 3-1/8" x 1 3/4"

JE747 \$29.95

6-Digit Clock Kit

- Bright .300 ht. comm. cathode display
- Uses MMS5314 clock chip
- Switches for hours, minutes and hold modes
- Hrs. easily viewable to 20 ft.
- Simulated walnut case
- 115 VAC operation
- 12 or 24 hr. operation
- Incl. all components, case & wall transformer
- Size: 6 3/4" x 3-1/8" x 1 3/4"

JE701 \$19.95

Regulated Power Supply

Uses LM309K. Heat sink provided. PC board construction. Provides a solid 1 amp @ 5 volts. Can supply up to ±5V, ±9V and ±12V with JE205 Adapter. Includes components, hardware and instructions. Size: 3 3/4" x 5" x 2" H

JE200 \$14.95

ADAPTER BOARD

Adapts to JE200—±5V, ±9V and ±12V

DC/DC converter with +5V input. Toroidal hi-speed switching XFMR. Short circuit protection. PC board construction. Piggy-back to JE 200 board. Size: 3 3/4" x 2" x 9/16" H

JE205 \$12.95

DESIGNER'S SERIES

Blank Desk-Top Electronic Enclosures

- High strength epoxy molded end pieces in macha brown finish.
- Sliding rear/bottom panel for service and component accessibility.
- Top/bottom panels .080 thick aluminum. Anodized type 1200 finish (gold tint color) for best paint adhesion after modification.
- Vented top and bottom panels for cooling efficiency.
- Rigid construction provides unlimited applications.

CONSTRUCTION: The "DTE" Blank Desk Top Electronic Enclosures are designed to blend and complement today's modern computer equipment and can be used in both industrial and home. The end pieces are precision molded with an internal slot (all around) to accept both top and bottom panels. The panels are then fastened to 1/4" thick tabs inside the end pieces to provide maximum rigidity to the enclosure. For ease of equipment servicing, the rear/bottom panel slides back on slotted tracks while the rest of the enclosure remains intact. Different panel widths may be used while maintaining a common profile outline. The molded end pieces can also be painted to match any panel color scheme.

Enclosure Model No.	Panel Width	PRICE
DTE-8	8.00"	\$29.95
DTE-11	10.65"	\$32.95
DTE-14	14.00"	\$34.95

\$10.00 Min. Order—U.S. Funds Only
 Calif. Residents Add 6% Sales Tax
 Postage—Add 5% plus \$1 Insurance

Spec Sheets—25¢
 Send 41¢ Postage for your
 FREE 1981 JAMECO CATALOG

NEW 1981 CATALOG

Jameco ELECTRONICS
 PHONE ORDERS WELCOME
 (415) 592-8097

MAIL ORDER ELECTRONICS—WORLDWIDE
 1355 SHOREWAY ROAD, BELMONT, CA 94002
 PRICES SUBJECT TO CHANGE

OPERATION ASSIST

Heathkit model AO1 audio oscillator and Lafayette model 99-5073 VOM. Need manuals, operating instructions and schematics. Joe Martinez, 1324 Dover St., Caparra Terrace, PR 00920.

Ampex FR100-A tape transport. Need schematic for transport and power supply. E. J. Abbott, 1385-B Central Ave., Harrisonburg, VA 22801.

McMurdo Silver Company model 908 signal generator. Need manual, parts list and schematic. David W. Conner, 218 S. Blvd., W. 57, Jerome, ID 83338.

Dumont oscilloscope #208B. Need schematic and operations manuals. Allan Madsen, 4608 38th Ave. N.E., Salem, OR 97303.

Heathkit grid dip meter model GD-1B. Need coils or coil data. Carl Blackman, 845 Central Park Drive, Paradise, CA 95969.

Hallcrafters HT-32B transmitter. Need manual and schematic. Stan Leiter, W8BDC, 944 Leeson Ave., Van Wert, OH 45891.

Dumont type 164-E scope. Need schematic. Engineers Radio Shop, 9 David Rd., Port Washington, NY 11050.

Kenwood model KA2500 receiver. Need operation manual and specification sheet. Randy Hartgraves, 303 Tecumseh Dr., Ellettsville, IN 47429.

Hallcrafters model S-120 receiver. Need manual and alignment data. Stephen Serio, 248 Bedell Terrace, West Hempstead, L.I., NY 11552.

Triadex model Muse-1 synthesizer. Need operation manual and catalog. Raymond McGrath, 97 Concord Ave., #2, Norwood, MA 02062.

Precision Apparatus Company, inc., series #200-C signal generator. Need operation manual, service manual, schematic and parts list. John Pankow, Box 66, Chiefland, FL 32626.

Heathkit GR-64 shortwave receiver. Need manual. E. G. Dezoyas, 4085 Bathurst St., Downsview, Ontario, Can. M3H 3N9.

Nuclear Chicago model 2585 radiation ratemeter. Need schematic and manual. Michael Schulsinger, 825 Xenia Ave., Apt. 6, Yellow Springs, OH 45387.

Motorola #H21-10 vhf radio. Need owners manual, parts list and schematic. Gary Hedge, 3526 Johnson St., High Point, NC 27260.

General Electric model 300 terminal printer. Need schematic and service information. George H. Haupt, 48 Van Voorhis Ave., Rochester, NY 14617.

Baldwin Organ Co., model 54A electronic organ. Need operation manual, schematic, parts list and source of parts. Robert L. Carney, 20123 S.E. 353rd St., Auburn, WA 98002.

Philco model 41-295 shortwave receiver. Need operation manual and schematic. Bob Creasey, 304 Iroquois Ave., Pittsburgh, PA 15237.

Galaxy GT550 transceiver and SC550 power supply. Need service manual and owners manual. J. Lukomski, 3732 Leigh Ave., San Jose, CA 95124.

Precision Apparatus Co., Inc. model E-310 signal generator. Need schematic and service information. Paul K. Sagi, 364 Upper Gulph Rd., Wayne, PA 19087.

Westinghouse model WR-12 Columnaire radio and Arborphone model DX45 radio. Need schematics and manuals. Art Klinger, 4659 Balboa, Wichita Falls, TX 76310.

Tektronix type 315D scope. Need schematic and manual. Armando Vallesteros, 494 Clauser Dr., Milpitas, CA 95035.

Hallcrafters model SX130 receiver. Need schematic, operations manual and alignment data. Joseph Mitchler, 51 Travis Street, Savannah, GA 31406.

Sperry-Remington model TAS-1 telephone answering machine. Need schematic or manual. Rich Hole NBRL, 296 Mary St., Newaygo, MI 49337.

Fisher Radio Corporation model FMR-1 radio. Need schematic and service manual. R. Otis, 8627 Linderwood Lane, Cincinnati, OH 45230.

Triplet model 2432 signal generator. Need manual. J. Humphrey, 1006 E. 28th St., Los Angeles, CA 90011.

Hammarlund HO-180A-X receiver. Need operation manual and schematic. Allan Bryant, 38262 Ballard Dr., Fremont, CA 94538.

Pearce-Simpson, Inc., model Bimini 550, transceiver. Need schematic and operation manual. Paul Smith, Box 4839, Kailua-Kona, HI 96740.

Hallcrafters model HT 17 transmitter. Need oscillator and power amp coils. Larry Jessip, 1112 Whitcher Ave., Sioux City, IA 51109.

Precision Apparatus Co., Inc., model ES-500A cathode ray oscillograph. Need schematic, operating and service manuals. James Olson, 2028 W. Catalpa Ave., Anaheim, CA 92801.

Arvin Industries model TRC-77 or RT-654A 40-meter mobile transceiver. Need 3B4WA output driver tube and/or schematics. Mike Nemeth, 1807 E. Madison, South Bend, IN 46617.




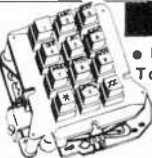


Precision Apparatus series 10-20 tube and set tester. Schematic and instruction manual needed. Joseph Zolik, 153 Lincoln Ave., Elmwood Park, NJ 07407.

Dumont Labs type 304-A cathode ray oscillograph. Need manual and schematic. Robert Dickson, 1714 69th Ave. W. #206-C, Bradenton, FL 33507.

HOT NEWS!

FEATURING THE BARGAINS OF THE MONTH!!!

POLY PAKS Is The World's Largest ELECTRONIC DISCOUNT SUPERMARKET

<p>Bargain #1 TEAC 3" ILLUMINATED VU METERS</p>  <ul style="list-style-type: none"> For Use With Tape Decks Amplifiers, Mixers, Etc. <p>\$7.99</p>	<p>Bargain #2 CLINTON COMPUTER -TYPE 12" CRT</p>  <ul style="list-style-type: none"> Used for Computer Terminals, Oscilloscopes, etc. 90% Electromagnetic Deflection <p>\$35.95 • Bonded Screen for Max. Safety</p>
<p>Bargain #3 Veeder-Root 6 DIGIT COUNTER</p>  <p>ONLY \$4.98</p>	<p>Bargain #4 TOUCH TONE KEY PAD</p>  <ul style="list-style-type: none"> Build Your Own Touch-Tone Dialer Hex Encoder <p>\$7.88</p>
<p>Bargain #5 "BLOCK" FANS • 115 VAC!</p>  <ul style="list-style-type: none"> Lightweight! Only 4 1/4" sq. 1 1/2" deep! <p>\$10.99</p>	<p>Bargain #6 NICKEL CAD BATTERY PAK</p>  <ul style="list-style-type: none"> 10 "AA" Size Cells Connected In Series Comes In 2-7/8" x 1-1/8" x 2" Insulated Plastic Case (Picture Shown Less Top Half Of Case) Easily Accessible Top Mounted Solder Tab Leads For Use With Radios, Tape Recorders, Communications Equipment, etc. <p>\$11.24</p>

Send For Our FREE Catalog Today!

Featuring the Largest Selection and the Lowest Prices on a wide variety of quality electronic products, including: Computer Peripherals, Solar Devices, Speakers, Audio Equipment, and much much more! Take advantage of our 25 years as America's foremost supplier of discount electronics.



For Faster Service Order By Phone 1-617-245-3828



ORDERING INSTRUCTIONS
Indicate in adjacent brackets the quantity of Bargains desired:

Cat.No. 1() Cat.No. 2() Cat.No. 3()
6749 6751 5113
Cat.No. 4() Cat.No. 5() Cat.No. 6()
6818 3108 6676

• Complete Coupon Section
• Cut Out Along Dotted Line and Mail Ad to
**Poly Paks, P.O. Box 942, PE2
SOUTH LYNNFIELD, MA. 01940**

POLY PAKS INC.

Total Amount of Order \$ _____
Please Add \$2 for Postage & Handling.

NAME _____
ADDRESS _____
CITY _____
STATE _____ ZIP _____
Enclosed is CHECK, MONEY ORDER
Charge my MASTERCARD VISA

ACCT. # _____ EXP. DATE _____
 Send me your FREE catalog

DIGI-KEY 800-346-4444

In Mn., Ak., HI, Call 218-681-6274

Capacitors • Real-Time Clock/Calendar • E.F. Johnson • Terminal Strips • I. Connectors • Wire Wrapping Supplies • CMOS/Rectifiers/Powerace • Sams Books • Diamond Tools • Panavice
AP Products • Batteries • Zener Diodes • Boxes • Wire Bunches • Wire • Templates • Diodes • Soldering • Drafting • Aids • Soldering Supplies • Edge Connectors • IC Sockets
Microprocessor & Support • Logic Lamps • Clock • Hardware • PC Layout Supplies • Lithium Batteries • Tantalum Capacitors • Time-Temperature Clock/A/D/D/A • Nickel-Cadmium Batteries
Electrolytic Capacitors • Car Clocks • Home Clock Kits • Tools • Fuse Holders • Ungar Products • Heat Sinks & Accessories • Solder Wick • AND MORE

VISA

DIGI-KEY DIGI-KEY

INTEGRATED CIRCUITS

Part No.	Manufacturer	Part No.	Manufacturer	Part No.	Manufacturer
7400	TI	7400	TI	7400	TI
7401	TI	7401	TI	7401	TI
7402	TI	7402	TI	7402	TI
7403	TI	7403	TI	7403	TI
7404	TI	7404	TI	7404	TI
7405	TI	7405	TI	7405	TI
7406	TI	7406	TI	7406	TI
7407	TI	7407	TI	7407	TI
7408	TI	7408	TI	7408	TI
7409	TI	7409	TI	7409	TI
7410	TI	7410	TI	7410	TI
7411	TI	7411	TI	7411	TI
7412	TI	7412	TI	7412	TI
7413	TI	7413	TI	7413	TI
7414	TI	7414	TI	7414	TI
7415	TI	7415	TI	7415	TI
7416	TI	7416	TI	7416	TI
7417	TI	7417	TI	7417	TI
7418	TI	7418	TI	7418	TI
7419	TI	7419	TI	7419	TI
7420	TI	7420	TI	7420	TI
7421	TI	7421	TI	7421	TI
7422	TI	7422	TI	7422	TI
7423	TI	7423	TI	7423	TI
7424	TI	7424	TI	7424	TI
7425	TI	7425	TI	7425	TI
7426	TI	7426	TI	7426	TI
7427	TI	7427	TI	7427	TI
7428	TI	7428	TI	7428	TI
7429	TI	7429	TI	7429	TI
7430	TI	7430	TI	7430	TI
7431	TI	7431	TI	7431	TI
7432	TI	7432	TI	7432	TI
7433	TI	7433	TI	7433	TI
7434	TI	7434	TI	7434	TI
7435	TI	7435	TI	7435	TI
7436	TI	7436	TI	7436	TI
7437	TI	7437	TI	7437	TI
7438	TI	7438	TI	7438	TI
7439	TI	7439	TI	7439	TI
7440	TI	7440	TI	7440	TI
7441	TI	7441	TI	7441	TI
7442	TI	7442	TI	7442	TI
7443	TI	7443	TI	7443	TI
7444	TI	7444	TI	7444	TI
7445	TI	7445	TI	7445	TI
7446	TI	7446	TI	7446	TI
7447	TI	7447	TI	7447	TI
7448	TI	7448	TI	7448	TI
7449	TI	7449	TI	7449	TI
7450	TI	7450	TI	7450	TI
7451	TI	7451	TI	7451	TI
7452	TI	7452	TI	7452	TI
7453	TI	7453	TI	7453	TI
7454	TI	7454	TI	7454	TI
7455	TI	7455	TI	7455	TI
7456	TI	7456	TI	7456	TI
7457	TI	7457	TI	7457	TI
7458	TI	7458	TI	7458	TI
7459	TI	7459	TI	7459	TI
7460	TI	7460	TI	7460	TI
7461	TI	7461	TI	7461	TI
7462	TI	7462	TI	7462	TI
7463	TI	7463	TI	7463	TI
7464	TI	7464	TI	7464	TI
7465	TI	7465	TI	7465	TI
7466	TI	7466	TI	7466	TI
7467	TI	7467	TI	7467	TI
7468	TI	7468	TI	7468	TI
7469	TI	7469	TI	7469	TI
7470	TI	7470	TI	7470	TI
7471	TI	7471	TI	7471	TI
7472	TI	7472	TI	7472	TI
7473	TI	7473	TI	7473	TI
7474	TI	7474	TI	7474	TI
7475	TI	7475	TI	7475	TI
7476	TI	7476	TI	7476	TI
7477	TI	7477	TI	7477	TI
7478	TI	7478	TI	7478	TI
7479	TI	7479	TI	7479	TI
7480	TI	7480	TI	7480	TI
7481	TI	7481	TI	7481	TI
7482	TI	7482	TI	7482	TI
7483	TI	7483	TI	7483	TI
7484	TI	7484	TI	7484	TI
7485	TI	7485	TI	7485	TI
7486	TI	7486	TI	7486	TI
7487	TI	7487	TI	7487	TI
7488	TI	7488	TI	7488	TI
7489	TI	7489	TI	7489	TI
7490	TI	7490	TI	7490	TI
7491	TI	7491	TI	7491	TI
7492	TI	7492	TI	7492	TI
7493	TI	7493	TI	7493	TI
7494	TI	7494	TI	7494	TI
7495	TI	7495	TI	7495	TI
7496	TI	7496	TI	7496	TI
7497	TI	7497	TI	7497	TI
7498	TI	7498	TI	7498	TI
7499	TI	7499	TI	7499	TI
7500	TI	7500	TI	7500	TI

TEXAS INSTRUMENTS I.C. SOCKETS

SOLDER TAIL
DIP SOCKETS

1. Low profile
2. Fast and easy to use
3. No soldering
4. No heat damage to components

THE INLAY SOLDER TAIL No. 300 Microcentric, Tin
Part No. Description Price

Part No.	Description	Price
74100	10 pin solder tail	1.00
74101	14 pin solder tail	1.00
74102	16 pin solder tail	1.00
74103	18 pin solder tail	1.00
74104	20 pin solder tail	1.00
74105	24 pin solder tail	1.00
74106	28 pin solder tail	1.00
74107	32 pin solder tail	1.00
74108	36 pin solder tail	1.00
74109	40 pin solder tail	1.00
74110	44 pin solder tail	1.00
74111	48 pin solder tail	1.00
74112	52 pin solder tail	1.00
74113	56 pin solder tail	1.00
74114	60 pin solder tail	1.00
74115	64 pin solder tail	1.00
74116	68 pin solder tail	1.00
74117	72 pin solder tail	1.00
74118	76 pin solder tail	1.00
74119	80 pin solder tail	1.00
74120	84 pin solder tail	1.00
74121	88 pin solder tail	1.00
74122	92 pin solder tail	1.00
74123	96 pin solder tail	1.00
74124	100 pin solder tail	1.00

GOLD INLAY SOLDER TAIL No. 30 Microcentric, Tin
Part No. Description Price

Part No.	Description	Price
74125	10 pin gold inlay	1.00
74126	14 pin gold inlay	1.00
74127	16 pin gold inlay	1.00
74128	18 pin gold inlay	1.00
74129	20 pin gold inlay	1.00
74130	24 pin gold inlay	1.00
74131	28 pin gold inlay	1.00
74132	32 pin gold inlay	1.00
74133	36 pin gold inlay	1.00
74134	40 pin gold inlay	1.00
74135	44 pin gold inlay	1.00
74136	48 pin gold inlay	1.00
74137	52 pin gold inlay	1.00
74138	56 pin gold inlay	1.00
74139	60 pin gold inlay	1.00
74140	64 pin gold inlay	1.00
74141	68 pin gold inlay	1.00
74142	72 pin gold inlay	1.00
74143	76 pin gold inlay	1.00
74144	80 pin gold inlay	1.00
74145	84 pin gold inlay	1.00
74146	88 pin gold inlay	1.00
74147	92 pin gold inlay	1.00
74148	96 pin gold inlay	1.00
74149	100 pin gold inlay	1.00

WIRE WRAP
DIP SOCKETS

1. Grounding capability
2. Interchangeable pins
3. No soldering
4. No heat damage to components

TIN PLATED WIRE WRAP No. 100 Microcentric, Tin
Part No. Description Price

Part No.	Description	Price
74150	10 pin tin plated	1.00
74151	14 pin tin plated	1.00
74152	16 pin tin plated	1.00
74153	18 pin tin plated	1.00
74154	20 pin tin plated	1.00
74155	24 pin tin plated	1.00
74156	28 pin tin plated	1.00
74157	32 pin tin plated	1.00
74158	36 pin tin plated	1.00
74159	40 pin tin plated	1.00
74160	44 pin tin plated	1.00
74161	48 pin tin plated	1.00
74162	52 pin tin plated	1.00
74163	56 pin tin plated	1.00
74164	60 pin tin plated	1.00
74165	64 pin tin plated	1.00
74166	68 pin tin plated	1.00
74167	72 pin tin plated	1.00
74168	76 pin tin plated	1.00
74169	80 pin tin plated	1.00
74170	84 pin tin plated	1.00
74171	88 pin tin plated	1.00
74172	92 pin tin plated	1.00
74173	96 pin tin plated	1.00
74174	100 pin tin plated	1.00

GOLD INLAY WIRE WRAP No. 100 Microcentric, Tin
Part No. Description Price

Part No.	Description	Price
74175	10 pin gold inlay	1.00
74176	14 pin gold inlay	1.00
74177	16 pin gold inlay	1.00
74178	18 pin gold inlay	1.00
74179	20 pin gold inlay	1.00
74180	24 pin gold inlay	1.00
74181	28 pin gold inlay	1.00
74182	32 pin gold inlay	1.00
74183	36 pin gold inlay	1.00
74184	40 pin gold inlay	1.00
74185	44 pin gold inlay	1.00
74186	48 pin gold inlay	1.00
74187	52 pin gold inlay	1.00
74188	56 pin gold inlay	1.00
74189	60 pin gold inlay	1.00
74190	64 pin gold inlay	1.00
74191	68 pin gold inlay	1.00
74192	72 pin gold inlay	1.00
74193	76 pin gold inlay	1.00
74194	80 pin gold inlay	1.00
74195	84 pin gold inlay	1.00
74196	88 pin gold inlay	1.00
74197	92 pin gold inlay	1.00
74198	96 pin gold inlay	1.00
74199	100 pin gold inlay	1.00

TRICOLOR TRANSISTORS

1. 100, 1000, 10000
2. 100, 1000, 10000

Part No.	Description	Price
2N994	100	1.00
2N995	1000	1.00
2N996	10000	1.00
2N997	100	1.00
2N998	1000	1.00
2N999	10000	1.00
2N1000	100	1.00
2N1001	1000	1.00
2N1002	10000	1.00
2N1003	100	1.00
2N1004	1000	1.00
2N1005	10000	1.00
2N1006	100	1.00
2N1007	1000	1.00
2N1008	10000	1.00
2N1009	100	1.00
2N1010	1000	1.00
2N1011	10000	1.00
2N1012	100	1.00
2N1013	1000	1.00
2N1014	10000	1.00
2N1015	100	1.00
2N1016	1000	1.00
2N1017	10000	1.00
2N1018	100	1.00
2N1019	1000	1.00
2N1020	10000	1.00

POWER

1. 100, 1000, 10000
2. 100, 1000, 10000

Part No.	Description	Price
2N1021	100	1.00
2N1022	1000	1.00
2N1023	10000	1.00
2N1024	100	1.00
2N1025	1000	1.00
2N1026	10000	1.00
2N1027	100	1.00
2N1028	1000	1.00
2N1029	10000	1.00
2N1030	100	1.00
2N1031	1000	1.00
2N1032	10000	1.00
2N1033	100	1.00
2N1034	1000	1.00
2N1035	10000	1.00
2N1036	100	1.00
2N1037	1000	1.00
2N1038	10000	1.00
2N1039	100	1.00
2N1040	1000	1.00
2N1041	10000	1.00
2N1042	100	1.00
2N1043	1000	1.00
2N1044	10000	1.00
2N1045	100	1.00
2N1046	1000	1.00
2N1047	10000	1.00
2N1048	100	1.00
2N1049	1000	1.00
2N1050	10000	1.00

RELIABLE, COST-EFFICIENT CONTACT DESIGN

1. 100, 1000, 10000
2. 100, 1000, 10000

Part No.	Description	Price
2N1051	100	1.00
2N1052	1000	1.00
2N1053	10000	1.00
2N1054	100	1.00
2N1055	1000	1.00
2N1056	10000	1.00
2N1057	100	1.00
2N1058	1000	1.00
2N1059	10000	1.00
2N1060	100	1.00



P.O. Box 4430
Santa Clara, CA 95054

Will call: 2322 Walsh Ave.
(408) 988-1640 TWX 910-338-2139

Same day shipment. First line parts only. Factory tested.
Guaranteed money back. Quality IC's and other components at factory prices.

INTEGRATED CIRCUITS

74LS00 TTL	MOSMEMORY RAM	PROM	MICROPROCESSOR	IC SOCKETS	DISPLAY LEDS
74LS00N 29	2101-1 2.85	1702A 4.95	6502 10.95	Selection Low Profile	CA 270 2.90
74LS02N 29	2102-1 95	2708 7.30	6504 9.95	PIN 1 UP PIN 1UP	CC 125 39
74LS04N 35	2102AL-4 1.45	271611 18.00	6507 9.95	8 15 27 30	MA972 74 CA 300 1.00
74LS05N 25	2102AL-2N 1.65	2716 5 Volt 18.00	6508 6.95	14 14 24 35	CC 300 1.25
74LS08N 35	2104A-4 4.95	87716 5 Volt 89.00	6802 11.95	16 16 28 42	DL187 DL707R CC 300 1.00
74LS10N 35	2107B-4 3.75	2722 55.00	6803 11.95	18 37 38 38	DL777 72R CC 500 1.90
74LS13N 55	2111-1 3.75	2736 19.50	6850 5.95	20 29 40 57	DL777 750 CC 600 1.95
74LS14N 100	2112-2 3.95	8741A 55.00	8080A 5.95	21 21 21 pin max. 20	FD359 CC 357 7.00
74LS16N 35	2114 3.75	8748 55.00	8085 12.95	WIRE WRAP LEVEL 3	FD359-507 CC CA 500 1.35
74LS22N 35	2114L 3000s+25 8748-B 55.00	8086 75.00	8087 9.95	CA 500 9.00	FD359-510 CC CA 500 9.00
74LS23N 35	2114L 4500s 4.00	8753A 55.00	780 9.95	CA 800 2.70	FD359-827 CC CA 800 2.70
74LS24N 35	2116 2000s 5.50	NR2573 2.95	780A 11.95	3 digit Bubble	FD359-827 CC CA 800 2.70
74LS28N 60	B-1116 2000s 35.00	NR25173 6.50	8212 2.90	10 digit display	FD359-827 CC CA 800 2.70
74LS30N 50	MM2562 4.00	NR25176 3.75	9214 3.95	7570 Claret processes	FD359-827 CC CA 800 2.70
74LS32N 65	MM2580 3.00	NR25178 8.00	8216 3.90	10 pin Hex	FD359-827 CC CA 800 2.70
74LS37N 65	MM2520 9.95	NR25131 8.50	8224 3.45	MAN3640 CC 30 1.10	FD359-827 CC CA 800 2.70
74LS50N 50	MM2530 5.94	NR25135 8.75	8208 4.95	MAN410 CC 40 1.20	FD359-827 CC CA 800 2.70
74LS58N 75	PC4110-4 4.00	NR25137 8.75	9251 8.95	MAN470 CC 40 1.35	FD359-827 CC CA 800 2.70
74LS59N 100	PC4110-4 5.00	DM8577 2.90	8253 15.00	MAN640 CC 40 1.20	FD359-827 CC CA 800 2.70
74LS107N 45	4200A 9.85	DM85 2.90	8256 6.75	MAN660 CC 56 2.95	FD359-827 CC CA 800 2.70
74LS121N 45	4200B 2.90	8259 19.95	10 20 32 39	MAN670 CC 60 1.35	FD359-827 CC CA 800 2.70
74LS123N 89	91100A 1.50	1822CP plus 17.95	20 MHz 3.90	MAN740 CC 60 1.35	FD359-827 CC CA 800 2.70
74LS138N 50	H00165 5 6.95	8095 65	1822DP plus 17.95	MAN810 CC 30 1.10	FD359-827 CC CA 800 2.70
74LS151N 90	MM57100 4.50	8096 65	1822DP plus 17.95	MAN810 CC 30 1.10	FD359-827 CC CA 800 2.70
74LS155N 110	GM73500 1 9.95	8097 65	1822DP plus 17.95	MAN810 CC 30 1.10	FD359-827 CC CA 800 2.70
74LS157N 110	MC66751A 9.95	8098 65	1822DP plus 17.95	MAN810 CC 30 1.10	FD359-827 CC CA 800 2.70
74LS162N 110	9368 3.50	8709 1.25	1822DP plus 17.95	MAN810 CC 30 1.10	FD359-827 CC CA 800 2.70
74LS163N 110	9368 3.50	8709 1.25	1822DP plus 17.95	MAN810 CC 30 1.10	FD359-827 CC CA 800 2.70
74LS164N 125	4100 10.00	8710 4.50	1822DP plus 17.95	MAN810 CC 30 1.10	FD359-827 CC CA 800 2.70
74LS165N 125	4100 10.00	8711 3.50	1822DP plus 17.95	MAN810 CC 30 1.10	FD359-827 CC CA 800 2.70
74LS168N 125	8720 3.50	8722 3.50	1822DP plus 17.95	MAN810 CC 30 1.10	FD359-827 CC CA 800 2.70
74LS169N 125	8723 3.50	8723 3.50	1822DP plus 17.95	MAN810 CC 30 1.10	FD359-827 CC CA 800 2.70
74LS245N 100	8724 3.50	8724 3.50	1822DP plus 17.95	MAN810 CC 30 1.10	FD359-827 CC CA 800 2.70
74LS267N 75	8725 3.50	8725 3.50	1822DP plus 17.95	MAN810 CC 30 1.10	FD359-827 CC CA 800 2.70

Linear CMOS and 7400 complete lines in stock. Send for catalog.

Modem Kit \$60.00
State of the art, orig., answer. No tuning necessary. 103 compatible 300 baud. Inexpensive acoustic coupler plans included. Bd. only \$17.00.

Z80 Microcomputer
16 bit I/O, 2 MHz clock, 2K RAM, ROM Bread-board space. Excellent for control. Bare Board \$28.50. Full Kit \$99.00. Monitor \$20.00. Power Supply Kit \$35.00. Tiny Basic \$30.00

TERMS: \$5.00 min. order U.S. Funds. Call residents add 6% tax. \$10.00 min. BankAmericard and Master Charge accepted. \$1.00 insurance optional. Postage: Add 5%. C.O.D. \$10.00 min. order.

Video Modulator Kit \$9.95
Convert TV set into a high quality monitor w/o affecting usage. Comp. kit w/ full instr.

Multi-volt Computer Power Supply
8v 5 amp, ±18v .5 amp 5v 1.5 amp, -5v .5 amp, 12v .5 amp, -12v option. ±5v, ±12v are regulated. Basic Kit \$29.95. Kit with chassis and all hardware \$43.95. Add \$4.00 shipping. Kit of hardware \$14.00. Woodgrain case \$10.00. \$1.50 shipping.

RCA Cosmac 1802 Super Elf Computer Kit \$106.95

The Quest Super Elf is the right choice for the person who has a need to learn more about computers, from an understanding of the hardware and how it goes together to beginning programming with machine language on up through basic.



Tremendous Value
The Super Elf is a tremendous value as it combines video, digital displays, LED displays, and music, all on a single board for \$106.95. Its unique ability for single step debugging, display of state and mode of the computer and display of addressing as an inexpensive option gives it an "easy to use" capability not available anywhere at the price.

Inexpensive Expansion
The Super Elf expansion capability is virtually unlimited and you can do it incrementally one step at a time. Expansion includes cassette interface, additional memory, color video, Basic, ASCII keyboard, printer, floppy, S-100 bus, RS232, etc.

Strong Software Support
The Super Elf comes complete with power supply and detailed 127 page instruction manual which includes over 40 pages of

software, including a series of lessons to help get you started and a music program and graphics target game. Many schools and universities are using the Super Elf as a course of study. OEM's use it for training and R&D. A monthly newsletter, Quest-data is devoted exclusively to software for the Super Elf and there are many software books available at low cost. You can do a tremendous amount with the software available and there is more coming every day. Of course, you can do your own programming which is fun and very rewarding.

Free 14 Page Brochure
Send or call for a free brochure on all details and pricing of the Super Elf and its expansion. We will get it right out to you!

60 Hz Crystal Time Base Kit \$4.40
Converts digital clocks from AC line frequency to crystal time base. Outstanding accuracy.

Rockwell AIM 65 Computer
4K version \$450.00

Ohio Scientific Computer Products
CIP Series 2 \$459.00
with monitor/TV combo \$599.00
CIPMF Series 2 \$1225.00
with monitor/TV combo \$1349.00

FREE: Send for your copy of our NEW 1980 QUEST CATALOG. Include 48¢ stamp.

CIRCLE NO. 51 ON FREE INFORMATION CARD

BETTER ORDER before we change our minds

You've responded so well to our specials that we've come back with more. Stock up your lab at unprecedented prices, but remember that all quantities are limited; we will not be able to hold these kinds of prices forever. Sorry, due to processing costs we cannot include IC spec sheets, or accept COD/telephone orders on any items other than the 16K dynamic RAMs. IC numbers must include the special -S suffix or you will be charged our regular prices. Parts may be house numbered or dual marked.

LOWEST PRICE EVER!!
16K Dynamic RAMs - 8/\$37

Just what you've come to expect from us: the lowest price ever on 16K dynamic RAMs, backed up with a 1 year warranty. These are top quality, low power, high speed (200 ns) parts that expand memory in TRS-80* -I and -II computers as well as machines made by Apple, Exidy, Heath H89, newer PETs, etc. Add \$3 for two dip shunts plus TRS-80* conversion instructions. Hurry! 16K dynamic RAM prices may never be this low again.

CMOS

4012-S	Dual 4 input NAND	12/\$2
4020-S	14 stage counter	4/\$2
4023-S	Triple 3 input NAND	12/\$2
4044-S	Quad R-S latch	4/\$2
4046-S	Phase locked loop	2/\$2
4071-S	Quad 2 input OR	12/\$2
4093-S	Quad 2 in NAND Schmitt trig	4/\$2
4507-S	Quad EX-OR	4/\$2
4510-S	BCD up/down counter	2/\$2

TTL

7403-S	Quad 2 input OC	21/\$2
7410-S	Triple 3 Input NAND	21/\$2
7413-S	4 to 16 line decoder/demux	6/\$2
7438-S	Quad 2 input NAND OC	21/\$2
7444-S	Gray to decimal decoder	8/\$2
7450-S	And-or-invert	21/\$2
7472-S	JK M-S flip flop	21/\$2
7493-S	4 bit binary counter	10/\$2
7496-S	5 bit shift register	12/\$2
74122-S	Retriggerable one-shot	18/\$2
74151-S	8 channel mux	8/\$2
74155-S	Dual 2/4 demux	8/\$2
74159-S	4 to 16 line decoder/demux OC	4/\$2
74161-S	Synchro 4 bit binary counter	8/\$2
74163-S	Synchro 4 bit binary counter	8/\$2
74164-S	8 bit shift register	6/\$2
74190-S	Up/down decade counter	4/\$2
74192-S	Up/down binary counter	4/\$2
74194-S	4 bit bidirectional shift reg	4/\$2
74195-S	4 bit parallel shift register	6/\$2
74198-S	8 bit shift register	4/\$2

LINEARS

(package type: H = TO99, M = minidip, D = dip, TK = TO66)

201H-S	Improved 301 op amp	10/\$2
308H-S	Micropower op amp	6/\$2
703H-S	RF/IF amp	6/\$2
723D-S	Voltage regulator	6/\$2
741M-S	Compensated op amp	15/\$2
1458M-S	Dual 741	10/\$2
4558M-S	Dual 741	12/\$2
4195TK-S	Dual track 15V reg w/ data	2/\$2

TO-220 NEGATIVE VOLTAGE REGULATORS

7906	-6V regulator	2/\$2
7908	-8V regulator	2/\$2
7912	-12V regulator	2/\$2
7915	-15V regulator	2/\$2
7918	-18V regulator	2/\$2
7924	-24V regulator	2/\$2

JUST IN! 5101L-1 CMOS 1K RAMs
• Low Power • 450 ns
\$2 each, 10 for \$17.50

Miscellaneous

RCA phono jacks - these are super quality, closed circuit jacks that are the best we've seen in years.
American made. 20/\$1.95
2102 low power 1K static RAM 10/\$9.90
General purpose silicon signal diodes 50/\$2
GT5306 NPN darlington, min gain 17000, 100/\$8.95
25V 200 mA, TO92 package 100/\$7.95
NPN transistor similar 2N3904 100/\$8.95
PNP transistor similar 2N3906 100/\$8.95
4N28 opto-coupler 6 pin minidip, 5/\$2
MCT-2/IL-1 pinout
SN76477 complex sound generator 1/\$2.50
MA1003 12V DC clock module w/ case \$19.95
Opto-Isolator Grab Bag - 50 mixed opto-isolators from a major manufacturer. Unmarked 6 and 8 lead minidips include single and dual types with diode, transistor, and darlington outputs. Test them yourself and save! Not recommended for beginners. 50/\$4

TERMS: Call res add tax. Allow min 5% shipping; excess refunded. Under \$15 add \$2 handling. VISA and MasterCard orders for 16K RAMs call (415) 862-0636, 24 hrs. Please include street address for UPS delivery. Prices subject to change without notice.


FREE CATALOGUE: Find out more about our exceptional product line. For 1st class delivery, add 41 cents in stamps; foreign orders add \$2 (refundable with order).



Radio Shack — America's Parts Place™

No Minimum Order! No Waiting! Low Prices! All Prime Devices!

Sensitive, 20-Range LCD Digital Multimeter




- 10-Megohm Input
- Easy-to-Read 0.4" Digits
- Overload Protected

79⁹⁵

With Leads and Instructions

Features liquid crystal display with over-range and low battery indicators, auto polarity and auto zero-adjust. Volts: 0-500 AC, 0-1000 DC in 8 ranges. AC and DC Current: 0-200 mA in 6 ranges. Resistance: 0-20MΩ in 6 ranges. Requires 9V battery or adapter. 22-198 79.95
AC Adapter, U.L. listed. 273-1431 4.95
Carrying Case for Above. 22-153 6.95

Miniature SPST DIP Switches

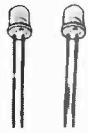


Low As **149**

Perfect for digital or low current applications. .100 x .300" DIP centers. Socket or PCB mounting.

Positions	Fits	Cat. No.	Each
A Eight	16-Pin Socket	275-1301	1.99
B Four	8-Pin Socket	275-1304	1.49

Matched Infrared Emitter/Detector



Save **30%**

Reg. **139**

Ideal for isolation or communications. LED source rated 20 mA at 1.7VDC. Sensitive photo-transistor detector. 276-142 Sale 1.39

Snap-In 12-Volt Lamp Assemblies



Pkg. of 2 **189**

One red, one green. Mount quickly in 1/2" dia. hole. Long 4" leads. Long-life bulbs included. 272-332 Pkg. 2/1.89

Sale!! Archer® Cordless Power Wire-Wrapping Tool


Save **23%**

Reg. 21.95 **16⁸⁸**

- Easier, Faster & More Reliable Than Soldering
- Trigger-Action On/Off

Save \$5.07 and start wiring like a pro! This motorized tool makes a perfect wrap every time. Positive indexing assures identical wraps on .025" square posts. Unwraps, too! Features built-in wire stripper/cutter, durable carbon-steel tip. Requires 2 "C" batteries (RS #23-124 nicads recommended) or adapter/charger. 276-1571 Sale 16.88
AC Adapter/Charger, U.L. Listed 273-1454 5.95


Stereo Reverb Project-Board™



NEW!
9⁹⁵

Echo, reverb and phase shift effects for musical instrument amps and stereo systems. Includes predrilled, labeled board, instructions, and parts list. PARTS EXTRA — all available at Radio Shack, or use those you already have and save! 277-132 9.95


Submini 5-Volt DIP Relays



2⁹⁹
449

A SPDT. For PC boards and sockets with .100 x .300" centers. Contacts: 1 Amp at 125VAC. Coil: 56Ω. 3/16x5/16". 275-216 2.99
B DPDT. Fits 16-pin DIP socket. 1 Amp contacts. 50Ω coil. 275-215 4.49

LED VU Meter Module




9⁹⁵

- Ultra-Fast
- Pre-Wired!

NEW!

Great audio system "upgrader"! 10-element red display has moving point or bar graph option. Requires 12VDC. With applications data. 2x7/8x7/8". 277-1009 9.95

12-Hour Auto Clock Module



Save **27%**
Reg. 21.95 **15⁹⁵**

± 0.5 Sec/Day Accuracy!

Equip your vehicle with this pre-wired quartz-controlled digital clock — and save \$6.00! Easy-to-read 0.3" green fluorescent display blanks automatically when ignition is shut off to minimize battery drain. Complete — just add switches! With data. 277-1003 Sale 15.95

"Music Synthesizer" Sound Generator IC



Save **20%**
Reg. 4.49 **3⁵⁹**

SN76477. Creates music, gunshots, explosions, phasers — and much more! Line-level output. With data. 28-pin DIP. 276-1765 Sale 3.59

Semiconductor Guide



NEW!
Only **2⁹⁹**

Archer® Semiconductor Replacement Guide. Over 118,000 substitution listings plus detailed data on LEDs, ICs, diodes, more! 1981 edition. 264 pages. 276-4004 2.99


Mini 12V Buzzer



NEW! **1⁶⁹**

Fits almost anywhere, really gets attention! 1 1/16" mtg. centers. Leads for easy hookup. 273-055 1.69

Voltage Regulators



NEW! **3⁹⁹** Each

Adjustable over 0-37V range.

Type	Cat. No.	Each
LM317T (Pos.)	276-1778	3.99
LM337T (Neg.)	276-1779	3.99

Electret Microphone Element



Real Hi-Fi! **2⁹⁹**

Omnidirectional, 30 to 15,000 Hz response! 4-10VDC. 7/16x3/8" dia. Leads for easy hookup. 270-092 2.99

Low-Leakage Electrolytics

NEW! Low As **49¢** Each

35WVDC. Radial leads for PC board mounting. Replace tantalum types in many applications.

μF	Cat. No.	Each	μF	Cat. No.	Each
.1	272-1415	.49	1.0	272-1419	.49
.22	272-1416	.49	2.2	272-1420	.59
.47	272-1417	.49	3.3	272-1421	.59
.68	272-1418	.49	4.7	272-1422	.59
.....	10.0	272-1423	.59

WHY WAIT FOR MAIL ORDER DELIVERY?
IN STOCK NOW AT OUR STORE NEAR YOU!

Retail prices may vary at Individual stores and dealers.

Radio Shack®

A DIVISION OF TANDY CORPORATION • FORT WORTH, TEXAS 76102
OVER 7000 LOCATIONS IN 40 COUNTRIES

CALL TOLL FREE

800-538-5000

CALL US FOR VOLUME QUOTES

WE WILL BEAT ANY COMPETITORS PRICES. GIVE US A CALL AND WE'LL PROVE IT!

NEC UPD416C-2
4116-200NS

8/29.95 100/3.45_{EA}

2716-SINGLE SUPPLY

10.95_{EA} 8/9.95_{EA}

2708 6.25_{EA} 8/5.95_{EA}

2114L-3 4K STATIC
LOW POWER 300 NS

8/29.95 100/3.49_{EA}

21L02 Low Power
450NS 1.29_{EA}

2102 450NS .99_{EA}

LS SERIES

LOOK AT THIS LS PRICING!

74LS00	.32	74LS73	.44	74LS156	.95	74LS251	1.32
74LS01	.28	74LS74	.48	74LS157	.79	74LS253	.89
74LS02	.38	74LS75	.58	74LS158	.82	74LS257	.89
74LS03	.32	74LS76	.50	74LS160	.94	74LS258	.89
74LS04	.35	74LS78	.59	74LS161	.99	74LS259	2.89
74LS05	.28	74LS83	.90	74LS162	.99	74LS260	.68
74LS08	.38	74LS85	1.23	74LS163	.99	74LS266	.68
74LS09	.38	74LS86	.45	74LS164	.99	74LS273	1.69
74LS10	.32	74LS90	.70	74LS165	.99	74LS275	3.39
74LS11	.29	74LS92	.82	74LS166	2.40	74LS279	.59
74LS12	.29	74LS93	.71	74LS168	1.79	74LS283	1.03
74LS13	.38	74LS95	1.11	74LS169	1.79	74LS290	1.25
74LS14	.99	74LS96	.86	74LS170	1.89	74LS293	1.89
74LS15	.35	74LS107	.43	74LS173	.82	74LS295	1.09
74LS20	.26	74LS109	.49	74LS174	1.19	74LS298	1.24
74LS21	.30	74LS112	.48	74LS175	1.09	74LS352	1.59
74LS22	.34	74LS113	.48	74LS181	2.19	74LS353	1.59
74LS26	.40	74LS114	.55	74LS190	1.15	74LS363	1.39
74LS27	.35	74LS122	.55	74LS191	1.31	74LS365	.99
74LS28	.39	74LS123	.99	74LS192	.88	74LS366	.99
74LS30	.35	74LS125	.99	74LS193	.98	74LS367	.99
74LS32	.39	74LS126	.88	74LS194	1.80	74LS368	.99
74LS33	.78	74LS132	.69	74LS195	1.39	74LS373	1.85
74LS37	.39	74LS136	.58	74LS196	.82	74LS374	1.81
74LS38	.79	74LS138	.79	74LS197	.82	74LS377	1.48
74LS40	.25	74LS139	.79	74LS221	1.28	74LS385	1.90
74LS42	.79	74LS145	1.19	74LS240	1.89	74LS386	.65
74LS47	.78	74LS148	1.39	74LS241	1.89	74LS390	1.90
74LS48	.78	74LS151	.79	74LS242	1.89	74LS393	1.90
74LS51	.35	74LS153	.79	74LS243	1.89	74LS395	1.69
74LS54	.35	74LS154	2.39	74LS244	1.79	74LS670	2.20
74LS55	.32	74LS155	1.19	74LS245	2.89		

8080 SUPPORT

8212	2.75
8214	5.25
8216	2.75
8224	2.95
8226	3.49
8228	4.95
8238	5.50
8251	6.95
8253	12.95
8255	6.50
8257	16.95
8259	14.95
8275	49.95
8279	15.95

CPU's

Z-80	9.95
Z-80A	12.95
8080A	3.95
8085A	12.95
2650	12.95

.43" LED DISPLAY
BEAUTIFUL RED
7 SEGMENT DISPLAY
HP 4082-7760
79 100/65_{EA}

MISC		EPROMS		
Ay5-1013	4.99	MM5203AQ	1us	256 x 8 13.95
8T97	1.69	MM5204AQ	750ms	512 x 8 14.95
1488	1.39	1702A	1us	256 x 8 4.95
1489	1.39	2708	450ms	1K x 8 5.95
8202	34.95	2716	450ms	2K x 8 10.95
3242	16.95	2732	450ms	4K x 8 29.95

PROMS				
74S188	(82S23)	OC	32 x 8	4.75
74S287	(82S129)	TS	256 x 4	4.75
74S288	(82S123)	TS	32 x 8	4.75
74S387	(82S126)	OC	256 x 4	5.75
74S471		TS	256 x 8	18.75
74S472	(82S147)	TS	512 x 8	18.75
74S474	(82S141)	TS	512 x 8	19.95
74S570	(82S130)	OC	512 x 4	7.80
74S571	(82S131)	TS	512 x 4	7.80

DIP SWITCHES		LINEAR	
4 Position	.99	7 Position	1.09
5 Position	1.02	8 Position	1.14
6 Position	1.06		

VOLTAGE REG'S		IC SOCKETS	
7805T	.89	7905T	.99
7812T	.89	7912T	.99
7815T	.99	7915T	1.19
7824T	.99	7924T	1.19
7805K	1.39	7905K	1.49
7812K	1.39	7912K	1.49
78L05	.69	79L05	.79
78L12	.69	79L12	.79
78L15	.69	79L15	.79
		8 PIN	10/1.29
		14 PIN	10/1.49
		16 PIN	10/1.69
		18 PIN	10/1.99
		20 PIN	10/2.89
		22 PIN	10/2.99
		24 PIN	10/2.99
		28 PIN	10/3.99
		40 PIN	10/4.99

TERMS: include \$2.00 for shipping.
\$10.00 minimum order. Send SASE for
complete catalog.
Bay Area Residents add 6 1/2% sales tax
Calif. Residents add 6% sales tax.
We reserve the right to limit quantities
and substitute manufacturer.

JDR MICRODEVICES, INC.

1101 South Winchester Blvd.
San Jose, California 95128
408-247-4652
800-538-5000

Solar Power

Solar Powered AM Radio

Place it in the sunshine and listen to your favorite station! Features good quality volume and tone from built-in speaker. Complete and ready to operate. Makes a unique gift! \$24.95



Solar Panels

Converts sunlight directly into electricity to power small fans, pumps, radios, recharge batteries, etc.

12V 125MA \$49.00 / 12V 500MA \$150.00

Special 9V 30MA Small Panel!

For powering transistor radios, calculators. \$12.00

Silicon Solar Cell Experimenters Assortment

Each cell converts sunlight into electricity. Assortment contains one whole 2 inch cell, 5 odd shaped pieces and a small motor. \$7.95



Sound Effects Generator Basic Kit

Now it's possible to build your own sound effects generator without spending a fortune. We supply you with the T176477 sound chip plus an etched and drilled glass epoxy PC board with schematic and layout instructions. This board makes it simple to build a generator capable of phaser sounds, locomotive, sirens, airplanes, clocks, etc. Does not require dip switches or other expensive/unusual components. You supply a few standard resistors, capacitors, switches, pots, speaker, 2N2222 transistor and 9V battery.

C23883 Basic kit containing T176477, PC board and instructions
Only \$5.95

2N2222 Transistor for above C23884 .39 each


120 VAC Xenon Strobe Kit

Complete variable rate strobe light kit. Contains all parts. PC board, line cord and instructions.
C23071 \$7.50



Wheel of Fortune

Popular game device uses LEDs, transistors, and IC to give the effect of a bright red ball spinning around numbers. Unit emits sound as ball spins and finally stops on a number. Incl. all parts, faceplate & PC board.
C23806 \$8.99



CHANEY electronics Inc.
P.O. BOX 27038 DENVER, COLORADO 80227

Phone Orders 303-781-5750 Minimum AD Order \$6.00 Please include \$1.50 for postage VISA MC accepted Phone orders are welcome

Send for our free catalog of unique items
CIRCLE NO. 12 ON FREE INFORMATION CARD

Save on Calculators

Olympic Sales Co is the largest Hewlett-Packard dealer in the world; ask HP.

HP-41C Scientific	239.95
Card Reader for 41C	178.95
Printer for HP-41C	309.95
Optical WAND for 41C	112.95
Memory Module for 41C	39.95
HP-34C Scientific	124.95
HP-38C Business	124.95
HP-33C Scientific	98.95
HP-37E Bus. Prog.	58.95
HP-37E Adv. Scientific	53.95
HP-97 Scientific prog.	297.95
HP-97 Sci prog printing	579.95

HEWLETT PACKARD



HP-85 COMPUTER
We have the lowest prices on HP in America and elsewhere. Do not waste money—buy from us and save.
HP-85 Graphic Plotters—Letter quality printers—16K Memory modules—Software, etc. (coming soon: 8 models of Disk Drives for HP-85) HP-85 ROM.

"C" stands for continuous memory. We carry an enormous stock of HP goods and HP accessories at all times. One year guarantee by HP on all calcs, 90 days on computers. All units complete.

TEXAS INSTRUMENTS

TI-58/59 Libraries	33.95	Math Marvel	32.95
TI-5040 printer	89.95	MBA	59.95
TI-5015 printer	63.95	Bus. Analyst I	43.95
TI-5213 printer	160.00	Bus. Analyst II	20.95
TI-5215 printer	175.00	Speak and Spell	58.95
TI-5217 printer	190.00	Speak and Read	66.95
TI-5219 printer	205.00	Speak and Math	73.95
PC-100C	139.95	Language Tutor	153.95
PC-100A	169.95	Business Card	38.50
		Investment Analyst	48.95

SPECIALS Computers at unbeatable prices
APPLE II Computer
Peripherals, accessories, software for immediate delivery and the lowest price. Call us. We carry a huge inventory of Apple Products 16K-32K-48K. Disk Drives, Monitors, Graphic Tablets, Pascal, Fortran, DDS. 33 Silentype printers and on and on.
We are now taking orders for Apple III Systems. First come, first served. Call us about Apple III.

TEXAS INSTRUMENTS Computer

99/4 Computer console	689.95	Mattel Race Horse Analyst	119.95
12" Color Monitor	369.95	Sony Walkmn/Sndout Stereo	169.95
ATARI 800 16K Computer	799.95	Sony TCS 300 Walkmn/recrds/play	189.95
ATARI 400 8K Computer	469.95	Craig transistor doub capc	M100SE 139.95
Mattel Intell TV game	2609	BSR X 10 Timer	59.95
Sharp S.C.M. Royal Victor Canon Casio Pearlcoroner Sony RCA			

Prices f.o.b. L.A. Minimum freight & handling charge—\$4.95. In CA, add 6% sales tax. Goods subject to availability. We'll beat any advertised price if competitor has goods on hand.

Request our 130 page catalog in writing. Outside CA, toll free 800-421-8045 In CA, call below 4 P.M. Mon-Sat. 7AM-6PM

OLYMPIC SALES COMPANY, INC.
216 South Oxford Avenue • P.O. Box 74545 • Los Angeles, CA 90004
(213) 381-3911 or (213) 381-1202 • Telex 67-3477

CIRCLE NO. 37 ON FREE INFORMATION CARD

CIRCLE NO. 45 ON FREE INFORMATION CARD

A GIFT IDEA FROM SCIENCE

NO ONE CAN TOUCH.

This classic decorator piece holds a startling surprise for curious eyes.

It has no batteries, lights, knobs or dials. It's silent, deceptively simple.

But you can transform this attractive decorator piece into a bewildering conversation piece. Instantly.

Make a **mirage** appear — right before your eyes. Even the camera sees it. *But you can't touch it.* And neither will anyone else.

Scientists call these amazing phenomena *three-dimensional real images*. Indeed, the illusions you can create are so brilliant, so alive with color and depth, they defy, yet demand, explanation.

The effect occurs in seconds, just by placing any small objects into MIRAGE. (Above, we've selected coins.)

In a flash, the coins appear to leap... then float... *above* the mirrored circle. Confounding. You can even see their reflection.


Shine a light on them. Look at them from all sides. The coins are there, there for the touching.

But reach to pick them up and *your fingers go right through.* There's nothing there but thin air. Even the camera is fooled.

Living image.


Never has the line between reality and sensory perception been exposed with such startling clarity. MIRAGE faithfully reproduces every molecule of the objects you display.

For example: a gold ring. Watch it gleam. Elegant. (And elusive.) People will practically *grab* the device away from you for a closer look.



You see the mirage
but can't feel it.


STRAWBERRY MIRAGE



IMAGES SURPASS HOLOGRAPHY

The illusions you create with MIRAGE compare not to holography, but to reality. A truly fascinating gift, each MIRAGE includes an illustrated booklet explaining its mysteries.

FLOWER MIRAGE



MIRAGE is a joy to own, but don't think of it only as a plaything. Actually, it's a precision optical instrument. Nine inches in diameter, it's crafted to millionths-of-an-inch tolerances for peak resolution... so optically correct, hundreds of schools and universities use MIRAGE to demonstrate the principle of *real imagery*.


You can buy MIRAGE at the Smithsonian Institution, and other prestigious museums around the world. But, for convenience, call the toll free number below.

For \$35 plus \$2 shipping, we'll send MIRAGE, resting on its handsome walnut base... ready for display. We think you'll find MIRAGE exceeds our claims. If it doesn't, return it in perfect condition within 15 days for refund.

Of course, the mirages seen in these unretouched photographs can barely prepare you for the sensory surprises in store.

On a desk... a table... or in your hands, MIRAGE should become one of the most baffling, attention-getting conversation pieces you'll ever own. Or give.

Call toll free now.



UFO? PYRAMID POWER? THERE'S MORE... AND LESS... TO THIS THAN MEETS THE EYE. JUST LOOK INTO THE MIRRORED CIRCLE.

ORDER MIRAGE TOLL FREE, RISK FREE.

OR WRITE TO THE ADDRESS BELOW.

Visa and MasterCard holders may call our toll free number 24 hours a day. Or send check for \$35 plus \$2 shipping. (Allow 2-3 weeks for check clearance.) Add sales tax for Calif. deliveries. We will ship your gifts and greetings, on request.

(Canadian and foreign orders: \$50, air delivered.)

800-453-9000

In Utah 800-662-2500

OPTI-GONE

ASSOCIATES INC.

22102 Clarendon St., Dept. M-9
Woodland Hills, California 91367
213/999-6250

RETAILER INQUIRIES INVITED

MIRAGE is a registered trademark.
© 1980 Opti-Gone Associates Inc.

SAVE!
SAVE!
SAVE!

Pan American Electronics

Incorporated



We have discounts, free shipping and
a TOLL FREE NUMBER available
Call Us! 800/531-7466

Toll Free Order Number
800/531-7466
Telex Number 767339
Texas & Principal Number
512/581-2765
1117 Conway, Dept. PE, Mission, Texas 78572

TRS-80 Computers

Radio Shack
AUTHORIZED SALES CENTER

CIRCLE NO. 63 ON FREE INFORMATION CARD

LOWEST PRICES FOR PRIME ICs!

74xx	74125	\$0.49	74152	\$0.38	74159B	\$1.26	74S189	\$3.35	74C907	\$0.75	4089	\$2.75	LM241CH	\$0.55
	74128	\$0.48	74LS13	\$0.55	74LS191	\$1.26	74LS194	\$2.15	74C908	\$1.19	4093	\$0.99	LM248CN	\$0.35
	74132	\$0.75	74LS14	\$1.10	74LS221	\$1.90	74S200	\$3.95	74C909	\$2.15	4099	\$2.10	LM1458N	\$0.58
7400	74141	\$0.70	74LS15	\$0.34	74LS240	\$2.25	74S206	\$4.55	74C910	\$6.00	4503	\$0.98	LM1496N	\$0.69
7401	74145	\$0.70	74LS20	\$0.34	74LS241	\$2.25	74S253	\$1.15	74C914	\$1.45	4507	\$0.99	LM1898N	\$2.25
7402	74147	\$1.70	74LS21	\$0.36	74LS244	\$2.25	74S257	\$1.45	74C918	\$1.49	4508	\$3.00	LM2111N	\$1.55
7403	74148	\$1.29	74LS22	\$0.36	74LS253	\$1.01	74S258	\$1.45	74C925	\$7.80	4510	\$1.15	MC1283P	\$1.55
7404	74150	\$1.10	74LS26	\$0.36	74LS257	\$0.86	74S260	\$2.75	74C926	\$7.80	4511	\$1.25	MC1456P1	\$0.35
7405	74151	\$0.59	74LS27	\$0.36	74LS258	\$0.86	74S267	\$3.90	74C927	\$7.80	4512	\$1.25	MC1456P1	\$0.95
7406	74152	\$0.59	74LS30	\$0.34	74LS260	\$0.36	74S269	\$4.35	74C928	\$7.80	4516	\$1.22	MC1456CV	\$0.95
7407	74153	\$0.59	74LS32	\$0.40	74LS266	\$0.49	74S287	\$5.70			4518	\$1.15	MC1458P1	\$0.58
7408	74154	\$1.18	74LS37	\$0.38	74LS279	\$0.73	93S00	\$2.00			4519	\$0.62	MC1496L	\$0.69
7409	74155	\$0.89	74LS38	\$0.36	74LS283	\$0.99	93S05	\$2.30			4520	\$1.15	MC1709CP1	\$0.78
7410	74156	\$0.89	74LS40	\$0.34	74LS290	\$1.08	93S10	\$3.45	4000	\$0.35	4527	\$1.37	MC1710CP	\$2.29
7411	74157	\$0.64	74LS42	\$0.82	74LS296	\$0.99	93S12	\$1.35	4001	\$0.35	4528	\$1.50	MC1711CP	\$0.39
7412	74158	\$0.64	74LS47	\$1.05	74LS306	\$0.66	93S13	\$1.95	4002	\$0.35	4539	\$1.35	MC1741CG	\$0.35
7413	74159	\$0.87	74LS48	\$1.06	74LS306	\$0.66	93S16	\$3.40	4006	\$1.19	4555	\$0.89	MC1748CP1	\$0.35
7414	74161	\$0.87	74LS49	\$1.05	74LS307	\$0.66	93S24	\$5.00	4007	\$0.35	4556	\$1.09	MC1741CP	\$1.25
7416	74162	\$0.87	74LS51	\$0.34	74LS308	\$0.66	93S42	\$1.50	4008	\$1.05	4582	\$1.09	MC7805CT	\$1.20
7417	74163	\$0.87	74LS54	\$0.34	74LS373	\$2.25	93S43	\$5.95	4009	\$0.49	4702	\$1.09	MC7806CT	\$1.20
7420	74164	\$0.87	74LS55	\$0.34	74LS374	\$2.25	93S46	\$1.55	4010	\$0.49	4703	\$2.25	MC7808CT	\$1.20
7423	74165	\$0.87	74LS73	\$0.53	74LS386	\$0.66	93S52	\$2.65	4011	\$0.35	4704	\$7.30	MC7812CT	\$1.20
7426	74166	\$1.22	74LS74	\$0.45	74LS390	\$1.89			4012	\$0.35	4706	\$0.925	MC7815CT	\$1.20
7428	74167	\$1.95	74LS76	\$0.52	74LS398	\$1.89			4013	\$0.48	4706	\$9.75	MC7824CT	\$1.20
7427	74170	\$1.58	74LS78	\$0.48	74LS670	\$2.45			4014	\$1.05	4720	\$6.95	MC78M12CT	\$0.77
7420	74173	\$0.87	74LS79	\$1.05			74Cxx		4015	\$0.34	4723	\$1.50	MC7545IP	\$1.50
7432	74174	\$0.89	74LS85	\$1.25			74Sxx		74C00	\$0.34	4724	\$1.50	MC7805CT	\$1.20
7437	74175	\$0.80	74LS86	\$0.49	74S00	\$0.45	74C04	\$0.35	74C04	\$0.35	4725	\$3.95	LM313P1	\$0.85
7438	74176	\$0.78	74LS90	\$0.71	74S00	\$0.45	74C08	\$0.35	4017	\$1.07	40014	\$1.10	LM324P	\$0.75
7439	74177	\$0.76	74LS92	\$0.71	74S01	\$0.45	74C10	\$0.34	4018	\$0.49	40085	\$1.89	LM3585P	\$1.20
7440	74178	\$1.90	74LS93	\$0.71	74S02	\$0.45	74C14	\$0.40	4019	\$1.13	40098	\$0.95	NS558L	\$0.68
7441	74179	\$1.90	74LS95	\$0.99	74S03	\$0.45	74C20	\$0.34	4021	\$1.13	40105	\$0.90	NS558A	\$0.69
7442	74180	\$0.79	74LS107	\$0.44	74S04	\$0.48	74C30	\$0.34	4022	\$1.05	40180	\$1.17	NS732A	\$0.86
7443	74181	\$1.95	74LS109	\$0.44	74S05	\$0.46	74C32	\$0.34	4023	\$0.35	40181	\$1.17	NS703A	\$0.60
7444	74182	\$0.78	74LS112	\$0.49	74S08	\$0.48	74C42	\$1.00	4024	\$0.79	40182	\$1.17	NS703A	\$0.60
7445	74184	\$1.95	74LS113	\$0.49	74S09	\$0.48	74C48	\$1.27	4025	\$0.45	40183	\$1.17	NS531V	\$1.00
7446	74185	\$1.95	74LS114	\$0.49	74S10	\$0.45	74C73	\$0.71	4027	\$0.89	40174	\$1.15	NS550A	\$3.00
7447	74188	\$3.85	74LS125	\$0.96	74S11	\$0.48	74C74	\$0.71	4028	\$0.88	40175	\$1.15	NS550V	\$0.35
7448	74190	\$0.90	74LS126	\$0.82	74S15	\$0.48	74C76	\$0.71	4029	\$1.13	40181	\$1.17	NS558A	\$0.30
7450	74191	\$0.99	74LS128	\$0.62	74S20	\$0.45	74C83	\$1.45	4030	\$0.45	40193	\$1.37	NS550B	\$0.30
7451	74192	\$0.80	74LS137	\$0.91	74S21	\$0.48	74C85	\$1.45	4031	\$3.25	40194	\$1.17	NS558A	\$1.20
7453	74193	\$0.90	74LS138	\$0.48	74S22	\$0.46	74C85	\$0.49	4034	\$2.75	40195	\$1.17	NS558V	\$1.50
7454	74194	\$0.87	74LS138	\$0.93	74S23	\$0.45	74C89	\$3.95	4035	\$0.90	40196	\$1.17	NS558V	\$0.98
7459	74195	\$0.87	74LS139	\$0.82	74S22	\$0.70	74C90	\$1.10	4040	\$1.20	40196	\$1.17	NS558V	\$0.60
7460	74196	\$0.87	74LS151	\$0.75	74S40	\$0.45	74C93	\$1.10	4041	\$1.05	40197	\$1.17	NS558V	\$0.60
7470	74197	\$0.87	74LS152	\$0.75	74S50	\$0.45	74C95	\$1.50	4042	\$0.99	75451BTC	\$0.50	SN75492N	\$0.62
7472	74198	\$1.45	74LS153	\$0.84	74S51	\$0.45	74C107	\$0.69	4043	\$0.89	75492PC	\$0.52	LM2111A	\$1.55
7473	74199	\$1.45	74LS154	\$1.40	74S60	\$0.45	74C151	\$2.35	4044	\$0.89	DS75492N	\$0.52	UA311TC	\$0.85
7474	74201	\$1.09	74LS155	\$0.89	74S64	\$0.48	74C154	\$3.00	4046	\$1.79	LM311N	\$0.85	UA324PC	\$0.75
7476	74203	\$2.20	74LS156	\$0.89	74S65	\$0.48	74C157	\$2.06	4047	\$1.99	LM311V	\$0.85	UA555TC	\$0.35
7478	74205	\$0.99	74LS157	\$0.75	74S74	\$0.78	74C160	\$1.17	4048	\$0.95	LM324AN	\$0.75	UA555PC	\$0.30
7480	74203	\$0.99	74LS158	\$0.75	74S76	\$0.78	74C161	\$1.17	4049	\$0.49	LM340T-5	\$1.20	UA7090C	\$0.28
7482	74298	\$0.92	74LS180	\$1.05	74S78	\$0.78	74C182	\$1.17	4050	\$0.55	LM340T-6	\$1.20	UA7090C	\$0.28
7483	74365	\$0.87	74LS161	\$1.05	74S85	\$0.78	74C163	\$1.17	4051	\$1.19	LM340T-8	\$1.20	UA710CA	\$0.29
7485	74366	\$0.87	74LS162	\$1.05	74S12	\$0.78	74C165	\$1.17	4052	\$1.19	LM340T-12	\$1.20	UA710CP	\$0.29
7486	74367	\$0.87	74LS163	\$1.05	74S13	\$0.78	74C185	\$1.17	4053	\$1.19	LM340T-15	\$1.20	UA711CA	\$0.38
7489	74368	\$0.87	74LS164	\$1.15	74S14	\$0.78	74C173	\$1.29	4060	\$0.78	LM340T-24	\$1.20	UA711CP	\$0.39
7490	74369	\$0.87	74LS165	\$1.15	74S15	\$0.78	74C174	\$1.29	4066	\$0.78	LM342P-12	\$0.77	UA733PC	\$0.36
7491	74370	\$0.87	74LS166	\$1.15	74S16	\$0.78	74C175	\$1.29	4073	\$0.78	LM358C	\$0.50	UA438CTC	\$0.58
7492	74371	\$0.87	74LS167	\$1.15	74S17	\$0.78	74C176	\$1.29	4074	\$0.78	LM358N	\$1.20	UA2130P	\$1.55
7493	74372	\$0.87	74LS168	\$1.15	74S18	\$0.78	74C177	\$1.29	4075	\$0.35	LM380N	\$0.95	UA741HC	\$0.35
7494	74373	\$0.87	74LS169	\$1.15	74S19	\$0.78	74C178	\$1.29	4076	\$0.49	LM382N	\$1.60	UA748VC	\$0.35
7495	74374	\$0.87	74LS170	\$1.15	74S20	\$0.78	74C179	\$1.29	4077	\$0.35	LM358CN	\$0.35	UA748TC	\$0.35
7496	74375	\$0.87	74LS171	\$1.15	74S21	\$0.78	74C180	\$1.29	4078	\$0.35	LM358CV	\$0.35	UA748TC	\$0.35
7497	74376	\$0.87	74LS172	\$1.15	74S22	\$0.78	74C181	\$1.29	4079	\$0.35	LM358CV	\$0.35	UA748TC	\$0.35
7498	74377	\$0.87	74LS173	\$1.15	74S23	\$0.78	74C182	\$1.29	4080	\$0.35	LM358CV	\$0.35	UA748TC	\$0.35
7499	74378	\$0.87	74LS174	\$1.15	74S24	\$0.78	74C183	\$1.29	4081	\$0.35	LM358CV	\$0.35	UA748TC	\$0.35
7500	74379	\$0.87	74LS175	\$1.15	74S25	\$0.78	74C184	\$1.29	4082	\$0.35	LM358CV	\$0.35	UA748TC	\$0.35
7501	74380	\$0.87	74LS176	\$1.15	74S26	\$0.78	74C185	\$1.29	4083	\$0.35	LM358CV	\$0.35	UA748TC	\$0.35
7502	74381	\$0.87	74LS177	\$1.15	74S27	\$0.78	74C186	\$1.29	4084	\$0.35	LM358CV	\$0.35	UA748TC	\$0.35
7503	74382	\$0.87	74LS178	\$1.15	74S28	\$0.78	74C187	\$1.29	4085	\$0.35	LM358CV	\$0.35	UA748TC	\$0.35
7504	74383	\$0.87	74LS179	\$1.15	74S29	\$0.78	74C188	\$1.29	4086	\$0.35	LM358CV	\$0.35	UA748TC	\$0.35
7505	74384	\$0.87	74LS180	\$1.15	74S30	\$0.78	74C189	\$1.29	4087	\$0.35	LM358CV	\$0.35	UA748TC	\$0.35
7506	74385	\$0.87	74LS181	\$1.15	74S31	\$0.78	74C190	\$1.29	4088	\$0.35	LM358CV	\$0.35	UA748TC	\$0.35
7507	74386	\$0.87	74LS182	\$1.15	74S32	\$0.78	74C191	\$1.29	4089	\$0.35	LM358CV	\$0.35	UA748TC	\$0.35
7508	74387	\$0.87	74LS183	\$1.15	74S33	\$0.78	74C192	\$1.29	4090	\$0.35	LM358CV	\$0.35	UA748TC	\$0.35
7509	74388	\$0.87	74LS184	\$1.15	74S34	\$0.78	74C193	\$1.29	4091	\$0.35	LM358CV	\$0.35	UA748TC	\$0.35
7510	74389	\$0.87	74LS185	\$1.15	74S35	\$0.78	74C194	\$1.29	4092	\$0.35	LM358CV	\$0.35	UA748TC	\$0.35
7511	74390	\$0.87	74LS186	\$1.15	74S36	\$0.78	74C195	\$1.29	4093	\$0.35	LM358CV	\$0.35	UA748TC	\$0.35
7512	74391	\$0.87	74LS187	\$1.15	74S37	\$0.78	74C196	\$1.29	4094	\$0.35	LM358CV	\$0.35	UA748TC	\$0.35
7513	74392	\$0.87	74LS188	\$1.15	74S38	\$0.78	74C197	\$1.29	4095	\$0.35	LM358CV	\$0.35	UA748TC	\$0.35
7514	74393	\$0.87	74LS189	\$1										

THE MICROCOMPUTER MART

COMPUTER RETAIL STORES

MICROCOMPUTER MART RATE: 1" x 1 Column (1-5/8") \$150. 1-1/2" x 1 Column (1-5/8") \$225.00. 2" x 1 Column (1-5/8") \$300.00. **GENERAL INFORMATION:** Frequency rates available. Payment must accompany copy except credit card—Am. Ex., Diners, MC, VISA (supply Expiration date)—or accredited ad agency insertions. Orders are not acknowledged. They will appear in next available issue after receipt. Closing date: 1st of the 2nd month preceding cover date (for example, April issue closes February 1st). Send order and remittance to MicroComputerMart, POPULAR ELECTRONICS, One Park Avenue, New York, NY 10016. Direct inquiries to (212) 725-3485.

FLORIDA

LEARN TO REPAIR COMPUTERS
"Training For Tomorrow Today"
Now there is, within your reach, training to help you enter the fast growing computer field service industry. Let us help you shape your future. 8 week course. Must have electronics background to qualify. Write or call for FREE catalog.
Systems Technology Institute,
775 Kirkman Rd., Suite 113-P,
Orlando, FL 32811. (305) 299-6535.

NEW HAMPSHIRE

As advertised in 73 Amateur Radio,
80 Microcomputing &
Kilobaud Microcomputing magazines
COMPUCRUISE
WITH CRUISE CONTROL
Regular list \$199.95 **\$159.95** +\$8.00
FREE CATALOG shipping & handling
MAIL ORDER MICROS
Dept. P7, 803-924-3041
P.O. Box 427, Marlboro, N.H. 03450

- Northstar
- Exidy
- OSI
- TRS-80
- Apple
- PET
- Heath
- TI 99/4
- Atari

Free Software Catalog

Instant Software Inc.
Dept. PE-1
Peterborough, NH 03458

NEW JERSEY

COMPUTER MART OF NEW JERSEY

501 Route 27 Iselin, N.J. 08830

(201) 283-0600



BUILDING BLOCKS FOR MICROCOMPUTER SYSTEMS. DEDICATED CONTROLLERS AND TEST EQUIPMENT

MANUFACTURER OF S-100 PRODUCTS

ECT

ELECTRONIC CONTROL TECHNOLOGY, INC.
763 Ramsey Avenue
Hillside, New Jersey 07205
(201) 686-8080

CONNECTICUT

COMPUTER INTERFACES
ANALOG INPUTS
AC REMOTE CONTROL

FOR: Pet • Apple • TRS-80 • AIM 65

Write or call for free catalog.

Mention this magazine and receive a coupon for 5% discount on first order.



Connecticut microComputer, Inc.
34 Del Mar Drive, Brookfield, CT 06804
203 775-4595 TWX 710 456-0052

ILLINOIS

FARNSWORTH COMPUTER

Apple, Hewlett-Packard

HP-41C \$259.00
(Check Our Monthly Specials)

1891 N. Farnsworth Ave.
Aurora, IL 60505. (312) 851-3888

apple II

TRS-80 SOFTWARE



ATARI COMPUTER

• PLUS MUCH MORE •

ComputerLand

Downers Grove

136 Ogden Ave., Downers Plaza
(312) 964-7762

"YOUR PERSONAL COMPUTER STORE"

CALIFORNIA

OHIO SCIENTIFIC MICRO-COMPUTERS

A.A. Office
Equipment Company
2140 American Avenue
Hayward, CA 94545
(415) 782-6110

The Original

ByteShop

1415 W. El Camino Real
Mountain View, CA 94040
(415) 969-5464

CALIFORNIA

Disc/3
MART, INC.

"WE SPECIALIZE IN LOW COST PRINTERS"

Call Us For Quotes On Centronics, Anadex, Epson And Any Others. Try Us For The Best Prices On Diskettes, Cartridges And Accessories.

Centronics Printer 737 (Parallel) \$825.00
Anadex Printer DP-9500/9501... \$1,425.00

1840 Lincoln Blvd.
Santa Monica, CA 90404
(213) 450-5911

OVER 4000

Microcomputer parts, boards, peripherals, systems, and software

IN STOCK

Send for your free 1981 catalog

JADE Computer Products

4901 West Rosecrans Ave.
Hawthorne, California 90250
(213) 973-7707
(800) 421-5500

RHODE ISLAND

WHOLESALE COMPUTER PRICES DIRECT TO THE PUBLIC!

Apple • Atari •
HP-85 • Intertec •
Soroc • TRS-80II •
NEC Spinwriter

CALL TOLL FREE 1-800-556-7586

OMEGA Sales Co. 12 Meeting St.
Cumberland, RI (401) 722-1027

TEXAS

EAST TEXAS COMPUTERS, INC.

Microcomputer Specialists
Full Line Atari Dealer
Suppliers of Creative Software Products for Your Atari
305 Clemson Drive
Tyler, TX 75703

TEXAS

TEXAS COMPUTER SYSTEMS
Radio Shack
Authorized Sales Center, OFFERS
LOWEST PRICES ON

TRS-80
COMPUTERS

CALL TOLL FREE for the BEST PRICES on all Radio Shack® Computers and accessories
• FREE SHIPPING on most items
• No out of state sales tax charged
NEW—Percom DOUBLE DENSITY for Model I. Twice the disk space. Easy to install. No modifications. Copies single density to DOUBLE DENSITY to convert existing software. Less than \$200!
TOLL FREE 800-351-1473

Texas Residents 915-597-0673
TEXAS COMPUTER SYSTEMS
106 E. 10th. Suite 112 76825
Radio Shack® Authorized Sales Center (FBI)

LOOK!!
TRS-80® Computer Owners

• Brand new Access mini-disk systems:

AFD-100

Single-drive — \$315
Double-drive — \$630
Triple-drive — \$945


• 16K-Byte Memory (8 prime 4116 ICs) — \$64.95

Introductory prices good for a limited time only. Prices do not include shipping, or sales tax if applicable.

Call Toll-free 1-800-527-4196

ACCESS UNLIMITED

315 N. State St. Ste. 01 Garland, TX 75042
(214) 494-0206



As a Radio Shack® Authorized Sales Center owned & operated by Pan American Electronics, Inc., we can sell them for less. No taxes collected on out-of-state shipments. We pay shipping & insurance.

TOLL FREE 800/531-7466
Texas & Main No. 512/581-2765
1117 Conway
Mission, Texas 78572

COMPUTER RETAILERS
Increase Your Sales Responses!!!

Your computer store ad in THE MICROCOMPUTER MART will enable you to reach POPULAR ELECTRONICS' Electronics Activist audience . . . an audience that utilizes micro-computer equipment for business AND personal purposes. For further details, call (212) 725-3485.

Electronics Classified

CLASSIFIED RATES: Per Word, 15 Word Minimum. **COMMERCIAL:** \$3.00. **EXPAND-AD*:** \$4.50. **DISPLAY:** 1" x 2 1/4", \$370.00. 2" x 2 1/4", \$740.00. 3" x 2 1/4", \$1,110.00. **GENERAL INFORMATION:** Frequency rates and prepayment discounts available. Payment must accompany order except credit card—Am. Ex., Diners, MC, VISA (include exp. date)—or accredited ad agency insertions. Copy subject to publisher's approval; must be typewritten or printed. First word set in caps. Advertisers using P.O. Boxes MUST supply permanent address and telephone number. Orders not acknowledged. They will appear in next available issue after receipt. Closing date: 1st of the 2nd month preceding cover date (e.g., Mar. issue closes Jan. 1). Send order & remittance to: Classified Advertising, Popular Electronics Magazine, 1 Park Avenue, New York, NY 10016. Direct inquiries to (212) 725-3926.

FOR SALE

FREE! Bargain Catalog—I.C.'s, LED's, readouts, fiber optics, calculators parts & kits, semiconductors, parts. Poly Paks, Box 942PE, Lynnfield, Mass. 01940.

GOVERNMENT and industrial surplus receivers, transmitters, sniperscopes, electronic parts, Picture Catalog 25 cents. Meshna, Nahant, Mass. 01908.

ELECTRONIC PARTS, semiconductors, kits. **FREE FLYER.** Large catalog \$1.00 deposit. **BIGELOW ELECTRONICS**, Bluffton, Ohio 45817.

RADIO—T.V. Tubes—49 cents each. Send for free catalog. Cornell, 4213 University, San Diego, Calif. 92105.

AMATEUR SCIENTISTS, Electronics Experimenters, Science Fair Students... Construction plans—Complete, including drawings, schematics, parts list with prices and sources... Robot Man—Psychedelic shows—Lasers—Emotion/Lig Detector—Touch Tone Dial—Quadraphonic Adapter—Transistorized Ignition—Burglar Alarm—Sound Meter... over 60 items. Send \$1.00 (no stamps) for complete catalog. Technical Writers Group, Box 5994, University Station, Raleigh, N.C. 27650.

SOUND SYNTHESIZER KITS—Surf \$16.95, Wind \$16.95, Wind Chimes \$22.95, Musical Accessories, many more. Catalog free. PAIA Electronics, Box J14359, Oklahoma City, OK 73114.

TELETYPE EQUIPMENT: Copy Military, Press, Weather, Amateur, Commercial Transmissions. Catalog \$1.00. **WEATHER MAP RECORDERS:** Copy Satellite Photographs, National-Local Weather Maps. Learn How! \$1.00. Atlantic Sales, 3730 Nautilus Ave., Brooklyn, NY 11224. Phone: (212) 372-0349.

BUILD AND SAVE TELEPHONES, TELEVISION, DETECTIVE, BROADCAST Electronics. We sell construction plans with an Engineering Service. Speakerphones, Answering Machines, Carphones, Phonevision, Dialers, Color TV Converters, VTR, Games, \$25 TV Camera, Electron Microscope, Special Effects Generator, Time Base Corrector, Chroma Key, Engineering Courses in Telephone, Integrated Circuits, Detective Electronics. **PLUS MUCH MORE.** NEW Super Hobby Catalog PLUS year's subscription to Electronic News Letter, \$1.00. Don Britton Enterprises, 6200 Wilshire Blvd., Los Angeles, Calif. 90048.

NAME BRAND Test Equipment. Guaranteed discounts up to 50%. Free catalog. Salen Electronics, Box 82, Skokie, IL 60077.

UNSCRAMBLERS FOR any scanner. Several models available. Free literature. Capri Electronics, 8753T Windom, St. Louis, MO 63114.

UNSCRAMBLERS, seven models available to decode police, ambulance, and fire coded transmissions. Other scanner devices. Tone encoders/decoders. Telephone accessories, etc. Free Catalog. **KRYSTAL KITS**, Box 445, Bentonville, AR 72712. (501) 273-5340.

POLICE/FIRE SCANNERS, crystals, antennas, CBs, Radar Detectors. HPR, Box 19224, Denver, CO 80219.

PRINTED CIRCUIT supplies, chemicals, tools, artwork, plating solutions. Major credit cards. Catalog \$2.00, refundable. **CIRCOLEX**, Box 198, Marcy, NY 13403.

RECONDITIONED TEST EQUIPMENT \$1.00 for catalog. **WALTER'S TEST EQUIPMENT**, 2697 Nickel, San Pablo, CA 94806. (415) 758-1050.

Buy Gov't Surplus

SAVE TO 85%

SURPLUS CENTER Box 82209-PE Lincoln, Nebraska Zip Code 68501

Send 60c For Big Bargain Catalog

1000's Of Bargains; Surplus, Excess Inventory, Brand Name New Equipment

COMPRESSORS • WINCHES • GEAR MOTORS
TELEPHONES • WELDERS • POWER PLANTS
SURVEYING INSTRUMENTS • ELECTRONICS
FIRE/BURGLAR ALARMS • PAINT GUNS
TAPES • BINOCULARS • TOOL BOXES
HYDRAULICS • AIR TOOLS • PUMPS

EQUIPMENT CATALOG

SEND 60c

Satellite TV

FOR THE HOME

Sick of Network TV?

Our receiver lets you get over 75 channels of television directly from earth-orbiting cable TV satellites! HBO, Showtime, super stations, sports and movies from around the world.



**We don't just sell information!
We Manufacture Hardware!**

Our 75-page catalog and information book tell the whole story! Inexpensive dishes, high pro-feeds, computer aiming software! Specs, kits and more! Send \$7.95 today!

24-hour C.O.D. Hotline
(305) 339-7600



SPACECOAST RESEARCH
Dept. T, P.O. Box 442, Altamonte Springs, FL 32701

NEW ELECTRONIC PARTS. Continuously stocked. Stamp brings catalog. Daytapro Electronics, 3029 N. Wilshire Ln., Arlington Hs., IL 60004.

FREE CA3140 OpAmp with order. Send for catalog. **KEY ELECTRONICS**, Box 3506P, Schenectady, NY 12303.

ELECTRONIC CATALOG. Over 4,500 items. Parts, & components. Everything needed by the hobbyist or technician. \$2.00 (U.S. funds) Postage & handling, refundable with first \$15.00 order. T & M Electronics, 472 East Main St., Patchogue, NY 11772. (516) 289-2520.

SPEAKERS SAVE 50%. Build your own speaker system. Write: McGee Radio Electronics, 1901 McGee Street, Kansas City, Missouri 64108.

PRINTED CIRCUIT BOARDS, your artwork. Quick delivery. Reasonable. Atlas Circuits, Box 974, Waynesville, NC 28786. (704) 456-3739.

HAMS, CBERS, SWLS, ELECTRONICS BUFFS! Parts, kits and plans now available for Popular Electronics projects. **MORSE-A-WORD:** Circuit boards \$24.00; Essential parts kit \$99.95; Complete four character kit \$149.95; Eight character kit \$169.95; Wired \$249.95. **RTTY READER:** Boards \$24.00; Complete kit \$189.95; Wired \$269.95. S&H \$5.00 kits; \$1.50 boards. Use VISA/Mastercard. (414) 241-8144. Write for catalog. **MICROCRAFT**, POB 513PE, Thiensville, WI 53092.


CABLE TV DESCRAMBLERS AND CONVERTERS. Build or buy. Plans and parts. For information send \$2.00. C&D Company, P.O. Box 21, Jenison, MI 49428.

FIBER OPTIC SPECIALS—100 foot spool of fiber \$3.00—Experimenter's kit \$6.00—High Power LED with matched Detector \$10.00—Data Link construction plans (detailed) \$5.00. Catalog with samples \$1.00. **FIBERTRONICS**, Box 322-A, Primos, PA 19018.

TO RECEIVE COMMERCIAL FREE—unedited movies, night club acts, sporting events; Send \$9.95 for complete detailed easy to follow plans; To: Amateur Microwave Antenna, Dyna-Comp Electronics, Dept. GF-2, P.O. Box 4181, Scottsdale, Arizona 85258.

QUALITY AUDIO COMPONENTS. Multi-Track Equipment, Programmable Calculators, Accessories. Competitive Pricing! Prompt Delivery! Knowledgeable staff! Service Facility! Credit Cards accepted. **FREE** catalog. **SOUND IDEAS**, Dept. SR, PO Box 340, Cary, N.C. 27511. 1-800-334-2483 (N.C. 919-467-8462).

Enjoy Satellite TV Now



Better than Cable TV—Over 200 TV and radio services. Why waste money? Learn the whole story and build a video system the family can enjoy. No commercials, **FREE** movies, sports and Vegas shows—worldwide, crystal clear reception connects to any TV set. Big (8 x 11 in.) book loaded with details, photos, plans, kits—**TELLS EVERYTHING!** Satisfaction Guaranteed.

Send \$7.95 TODAY! Add \$2.00 for 1st class (air mail) or call our 24 hour C.O.O. rush order line (305) 862-5068.

GLOBAL TV ELECTRONICS, P.O. Box 219-K, Maitland, Florida 32751

SCRAMBLED TELEVISION—Encoding/Decoding. New publication. Complete theory, circuits. \$9.95. Workshop, Box 393PED, Bethpage, NY 11714.

RARE OUT-OF-PRINT ALBUMS. 25,000 in stock (FS). List \$2.00 refundable. Record Warehouse, Box 4617, Dept. PE, Rochester, NY 14613.

Telephone Listening Device

Record telephone conversations in your office or home. Connects between any cassette or tape recorder and your telephone or telephone LINE. Starts automatically when phone is answered. Records both sides of phone conversation. Stops recorder when phone is hung up. This device is not an answering service.

Each \$18.95
Qty Disc Avail

Super Powerful Wireless Mic

10 times more powerful than other mics. Transmits up to 1/4 mile to any FM radio. Easy to assemble kit. 15V battery (not incl.)

Call (305) 725-1000 or send \$18.95 + \$1.00 shipping per item to USI Corp., P.O. Box PE-2052, Melbourne, FL 32901. COD's except. For catalog of transmitters, voice scramblers and other specialty items, enclose \$2.00 to USI Corp.

CHEMICALS, Apparatus, Project Books, Wide Selection. Catalog send \$1.00 to Pioneer Corp., 14a Hughey Street, Nashua, NH 03060.

39⁹⁵ ADD \$2.50 FOR POSTAGE

30 CHANNEL CABLE TV CONVERTER

FREE! UNUSUAL 96 PAGE ELECTRONIC PARTS & IDEAS CATALOG!

ORDER No. 198AE047

BECO ROUTE 9N, PLATTSBURGH, N.Y. 12901 Tel.: (518) 561-8700.

FREE CATALOG! Bargains, Parts, ICs, Kits, Musi-Kits, Specials. **GODBOUT ELECTRONICS**, Bldg. 725E, Oakland Airport, CA 94614.

TEST EQUIPMENT, new and used. Catalog \$1.00. PTI, Box 8756; White Bear Lake, MN 55110.

SCRAMBLED TELEVISION. Decoder Circuit designs, parts suppliers, theory, technical advice. \$10.00 Money Order only. Quest Electronics, Box 1722, Costa Mesa, Ca. 92627.

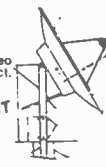
Video
Low cassette call
Prices **recorders** collect:
 714-278-0729
cameras **tapes** **Outside Ca.**
 800-854-1081
Video Warehouse ask for our Price List
 9514 Chesapeake Dr. San Diego, CA 92123

SATELLITE TELEVISION INFORMATION — Build or buy your own Earth Station. U.S.\$4.00 Satellite Television, RD 3, Oxford, NY 13830.

SUBSCRIPTION TELEVISION EDUCATION MANUAL! Two scrambling/decoding systems, theory, circuits, Decoder dealers listed. \$14.95. Kits available. ABEX, P.O. Box 26601-P3, San Francisco, CA 94126.

SATELLITE TELEVISION
SATELLITE TELEVISION
SATELLITE TELEVISION

We manufacture the highest spec 3-meter data & video dish in the world 41db gain! We also sell direct. Immediate delivery or you pick up. Complete details including satellite TV information, aiming service and discount schedule. Send \$1.25 for postage & handling.
TIGER TENNAS:
 P. O. Box 561
 Casseberry, Florida 32707



ELECTRO-VOICE Hi Fi component loudspeakers. Building your own Speaker System? Use the best Free discount catalog. SONIX, Dept. PE, Box 58, Indian Head, MD 20640. (301) 753-8432.

PRINTED CIRCUIT BOARDS From Schematics, your artwork or ours. Free Drilling and quotes. Assembly services also available. Write: PRODUCTION DEVELOPMENT, 1320 Water Street, Brownsville, PA 15417.

VIDEO TAPES - L500 2/\$21.50, L750 2/\$27.50. JVC-T120 2/\$28.00. Order TOLL-FREE (800) 221-0400. FREE CATALOG. Also RCA, Zenith, G.E., Sony, Panasonic, T.V. parts. Manfred Electronics, 60-10 Kissena Blvd., Flushing, NY 11355. (212) 762-7777.

SURPLUS CATALOG 8,000 items: Electronics, Stereos, Speakers, Alarms, Tools, Games, Solar, Auto-Home, 8 issues \$2.00, BNF(X), 119 Foster St., Peabody, MA 01960.

UNSCRAMBLE CODED MESSAGES from police, fire and medical channels. Also telephone recording adaptor. Same day service. Satisfaction guaranteed. Don Nobles Electronics, Inc. Rt. 7, Box 610-A, Hot Springs, AR 71901. (501) 623-6027.

BIOPHYSICAL MONITORING-Telemetry Transmitters: EKG-\$27.50, Arterial Pulse-\$39.50. Free information. OMNI-TEK, Dept. 1E, Box 1318, Longmont, CO 80501.

SATELLITE TELEVISION - Inexpensive system, receive anything, build antenna under \$175.00. Plans and manual \$19.95. MONEY BACK GUARANTEE. Sattelleco, Box 265, Salem, Ohio 44460.

RESISTORS 1/4 WATT 5% CARBON FILM FACTORY FRESH 1.65 per hundred, 12.00 per thousand. Integrated Circuits 4116 Dynamic Ram 8 for 34.00, 2716@ 11.00, 2732@ 37.00. I.C. Sockets, Capacitors, trim pots. Phone Orders Welcome (313) 728-0650. WESTLAND ELECTRONICS, 34245 Ford Rd., Westland, MI 48185.

RED LED T1-3 4 size, 10 \$1.00. 100 \$8.00. plus \$1.00 p&h. Computronics, 1710 Newport Circle, Suite P, Santa Ana, CA 92705.

MICROWAVE TV downconverters, preamps, parabolic dish antennas, remote tuning. Covers 2000 MHz band. Write for information. LAB-TRONICS, INC., Box 171, Rogers, MN 55374.

SUPREME DIAGRAM MANUALS, Radio-Television, 15 volumes, special only \$19.95. Beitman, 1760 Balsam, Highland Park, IL 60035.

PHOTOVOLTAIC CELLS: Limited quantities, non-panel grade, full 2 1/4", 3", 3 1/4", and 4" round silicon solar cells. Uses include Hobbies, Toys, Gadgets, and Experimental. Commercial accounts only; minimum order \$1,000.00. Call Bob Edgeron, Marketing Manager of Solarex Corporation, c/o 301-948-0202.

KODAK FILM AT WHOLESALE plus 5%. Additional savings on Kodak Cameras, Projectors. Send \$2.00 for price list. SECOND EXPOSURE PRODUCTIONS, 4654 'B' Elcajon Blvd., San Diego, CA 92115.

BATTERIES, NI-CAD 1.25 Volt, size C, \$4.95/PR. + 10% p&h. R.C. Products, P.O. Box 522464, Miami FL 33152.

PRECISION RESISTORS. 1/4W Metallfilm 1% tolerance. 5 each of 89 values 100 to 1M. \$35.00. Orion, 333 E. 46th St., New York, NY 10017.

BUILDING A ROBOT? Using stepper motors? SASE: Sparky Electronics, 64-62 Dry Harbor Rd., Middle Village, NY 11379.

SHORT WAVE LISTENERS! Free new catalog #5 of short wave receivers, digital frequency displays, Collins filters, active All-Band receiving antennas, loop antennas, scanners and special DX modifications! Kenwood — Yaesu — Drake — Sony — Panasonic — Grundig. Radio West, 3417 Purer Road, Escondido, CA 92025. (714) 741-2891.

SATELLITE TELEVISION... HOWARD/COLEMAN boards to build your own receiver. For more information write... ROBERT COLEMAN, Rt. 3, Box 58-APE, Travelers Rest, S.C. 29690.

PRINTED CIRCUIT BOARDS-Superb quality at reasonable rates. Large or small volume work, with final drawing and hardware available. Write today for quotes. Hardware Graphics, 123 Calder Dr., Warren, RI 02885.

POLICE SCANNERS AT WHOLESALE PRICES. VISA/MC Phone orders accepted. (415) 573-1624. Free catalog write: Scanners Unlimited, 1199A Laurel Street, San Carlos, CA 94070.

EXOTIC COMPONENTS for Audio and Electronic Music. Send for free information at Electronic Music Consultants, 533-P San Blas Place, Santa Barbara, CA 93111.

DECODER KIT, TV UHF CHANNELS. Sine Wave Encoder System, Model 7 + 11, complete kit \$139.00, plus shipping. Also Parts etc. Catalog \$1.00. Simple Simon Electronic Kits, 11852 S. Hawthorne Blvd., Hawthorne, California 90250. TEL: (213) 675-2335.

\$9.95
LCD DIGITAL CLOCK CALENDAR
 Alternating date and time. Great for cars, boats, airplanes. Long life battery. 4 year calendar. One year guarantee. Magnetic pieces for mounting. Other modules and products available.
 Digits 6.1mm
 Dia. 30mm
 Suite E-428, Fifth Avenue
 LCD, Scottsdale, AZ 85253

COMPUTER EQUIPMENT

SURPLUS COMPUTER PERIPHERALS: "Selectric" I/O typewriter bargains. World's largest selection. Send 25c for bargain-packed flyer. CFR, Box 144, Newton, NH 03858.

CURRENT - LOOP INTERFACE ADAPTER for your terminal or computer, \$99.00. For specifications write or call: DURACOM, 7300 North Crescent Blvd., Pennsauken, NJ 08110. (609) 662-7295.

MEMOREX FLEXIBLE DISKETTES. WE WILL NOT BE UNDERSOLD!!! Visa, Mastercharge accepted. Call free (800) 235-4137 for prices and information. All orders sent postage paid. PACIFIC EXCHANGES, 100 Foothill Blvd., San Luis Obispo, CA 93401.

POCKET TRS-80 program writing pads, make creating software easy. 50 sheets \$2.95 plus \$1 postage. ARCsoft, Box 132C, Woodsboro, MD 21798.

RF MODULATORS! Special versions for SATELLITE TELEVISION, COMPUTERS, CCTV. Also Monitors, Cameras, Kits. FREE catalog. Phone (402) 987-3771. Dealers welcomed. ATV RESEARCH, 13-P Broadway, Dakota City, NE 68731.

COMPUTER SURPLUS
 POWER SUPPLIES multi volt, multi amp 110 and 220vac \$20-\$45.
 VIDEO TERMINALS with KEYBOARDS, \$30-\$150.
 MUFFIN FANS \$5ea. large canister FILTER CAPS, \$1ea.
 ALSO: large computer cabinets \$20-\$80, ribbon cable (40 wire 20cper ft. 20 wire 10cper ft.) relays, switches, fuse holders, heatsinks, breakers... etc.
 CALL (216) 473-0866; ask for KIRT WYCKOFF
DATA HARDWARE
 701 #4 BETA DR. CLEVELAND, OHIO 44143
 Dealers Welcome

SERVICE. Maintenance and repair for all microcomputers and peripherals. Fast, reasonable. Prairie Micro Clinic, Box 325, Herington, KS 67449. (913) 258-2179.

FREE-ILLUSTRATED BOOKLET tells how MODEMS work, how they let your microcomputer communicate by phone with other computers. Write: Hayes Microcomputer Products Inc., 5835 Peachtree Corners, W., Norcross Georgia, 30092.

AMATEUR RADIO

MADISON DEEP HAM DISCOUNTS. Kenwood, Yaesu, Icom, Drake, Accessories—Stock. FREE flyer, Madison Electronics, 1508-P McKinney, Houston, TX 77010. (713) 658-0268.

RADIO AMATEUR CALLBOOKS 1981 Directories of Radio Amateurs around the world. U.S. Callbook \$20.50; Foreign Callbook \$19.50, shipping included. See your dealer or write for FREE catalog. Radio Amateurs Callbook, Dept. PE, 925 Sherwood Dr., Lake Bluff, IL 60044.

"OWNER REPAIR OF RADIO EQUIPMENT" Book, \$8.70 (Club Discount). K6RQ, 14910 LG Blvd., Los Gatos, CA 95030.

HOW TO JOIN! New book explains hobby simply, enjoyably. Brochure. Cologne Press, Box 682B, Cologne, NJ 08213.

C.B. EQUIPMENT

GET MORE CB CHANNELS AND RANGE! Frequency Expanding, boosters, speech processors, how-to-books, plans, modifications. Catalog \$1. CB CITY, Box 31500PE, Phoenix, AZ 85046.

PALOMAR - PRIDE - ATLAS: Exclusive Repair Facility. Factory trained technicians, all work guaranteed. Palomar Electronics Repair Service, 1320 Grand, San Marcos, Cal 92069. (714) 744-0720.

PLANS AND KITS

PRINTED CIRCUIT Boards from sketch or artwork. Kit projects. Free details. DANOCINTHS Inc., Dept. PE, Box 261, Westland, MI 48185.

LASERS HANDBOOK with burning, cutting, Ruby Reds, CO's complete plans, books, and parts. Send \$4.00 to: Famco, Dept. PE, Box 1902, Rochester, NH 03867.

PRINTED CIRCUIT BOARDS, send your sketches or artwork, kit projects. Quick Service. Free Estimates. ELECTRONIC DESIGN CONCEPTS, 2780 Skyline Circle, Memphis, TN 38127.

GIANT SCREEN TV projection system converts any television into 7-foot picture. Lens & instructions \$14.95. (Dealers welcome). Bell Video, 4616 Belair Rd., Baltimore, MD 21206.

BUILD AN ORCHESTRA THE WERSI WAY
 Preview the world's most advanced Do-It-Yourself Organs, Planos, Synthesizers, Amps, etc. Send \$6.00 for our famous "Sight & Sound" pack. WERSI Electronics, Inc., Dept. M2, P.O. Box 5318, 1720 Hempstead Rd., Lancaster, PA 17601.

TESLA COIL — 40' SPARKS! Plans \$7.50. Information 75 cents. Huntington Electronics, Box 2009-P, Huntington, Conn. 06484.

KILL OBNOXIOUS LOUD TV commercials automatically. Complete plans \$5.00. Bridges, 1248 N. Denver, Tulsa, OK 74106.

AUDIO AMPLIFIERS, 35 to 150 watts rms. Complete design manual, \$12.50. Includes P.C. Board layouts. Audio Engineering Co., P.O. Box 210, Alda, NE 68810.

MICROCOMPUTER KIT - Only \$79.50 - 6800 Microprocessor, 1K Ram. 256 Bytes Rom, display, Hex keyboard, and power supply. Everything you need. For additional information or to order, write: SIERRA ELECTRONICS, Box 5880, Lubbock, Texas 79417.

AMAZING SUPERSTAT-Easy to build, you program to adjust temperature up to ten times daily. Save\$ energy. Money Back Guarantee. Rush \$10.95 for plans to: SUPERSTAT, P.O. Box 621, Binghamton, NY 13902.

VORG SPEAKER SYSTEM - We really sell great speaker kits at a low price. For catalogue, send 50c to: 2260 Maplewood, Cleveland Heights, OH 44118.

STEPPER MOTOR EVALUATION KIT contains Stepper Motor, Driver Board, Instructions. Ideal for hobbyists, Robot builders. \$74.69, SES, Inc., 64-62 Dry Harbor Rd., Middle Village, NY 11379.

TOP QUALITY SPEAKERS AND KITS. Send \$1.00. Speaker Warehouse, 809 North Route 441, Hollywood, FL 33021.

SOUND EFFECTS SYNTHESIZER. Build one yourself. Educational, fun. Doubles as drum synthesizer. PC Board and plans \$9.95. Waveform, 7 Bradford Ave., Pittsburgh, PA 15205.

GIANT SCREEN TV LENS. Plans, instructions; less than \$20.00 for information. Write SOLAR OPTIC LAB, 2046 Barks St., Flint, MI 48503.

100W CLASS "A" Sliding bias DC amplifier less than a dollar a watt. Plans. PC layout, Part Sources \$8. RK systems, 482 Broom St., New York, NY 10013.

PLANS: Subscription Television Decoder, \$10.00. Negative Ion Generator, Telephone Memory Dialer, \$3.00 each. Instructions and PCB patterns included, kits available. FEBRUARY SPECIAL - ALL THREE SETS, \$12.00. COLLINS ELECTRONICS, COLLINS ELECTRONICS, Box 6424, San Bernardino, CA 92412.

END THE MYSTERY OF TRANSFORMER design and making. Simplified Formulas and coil winder plans. \$6.95 - Proud Ind., Box 4204, St. Paul, MN 55104.

SATELLITE T.V. antenna kit \$850.00. Receive all satellites, screen surface. Sphero-Sat, Box 2131, Roseburg, OR 97470. (503) 673-4952.

ALARMS

Burglar-Fire Protection

Protect Your Life, Home, Business, Auto, etc.

- Our catalog shows how. Install your own alarm systems and devices and save \$\$\$\$.
- We offer FREE write-in engineering service.

FREE CATALOG Lowest Prices on Reliable, High-Quality Alarm Systems and Devices

Burdex Security Co., Box 82802-PE Lincoln, Ne. 68501

POLICE DIALER \$29.95. Free burglar alarm equipment catalog. Sasco, 5619P St. John, Kansas City, MO 64123. (816) 483-4612.

BURGLAR, FIRE, CAR! Finest equipment! Save! Free Catalog. Refundable! AAS, 186A Oxmoor Road, B'ham, AL 35209.

BUILD 10 channel solid state burglar alarm and monitor. Under \$25. Plans & parts list \$8. R. Bowen, 3501 Donovan Pl., Charlotte, NC 28215.

HIGH FIDELITY

DIAMOND NEEDLES and Stereo Cartridges at Discount prices for Shure, Pickering, Stanton, Empire, Grado, Audio Technica, Osawa, Satin and ADC. Send for free catalog. LYLE CARTRIDGES, Dept. P, Box 69, Kensington Station, Brooklyn, New York 11218. Toll Free 800-221-0906 9AM - 8PM except Sunday.

WANTED

GOLD, Silver, Platinum, Mercury, Tantalum wanted. Highest prices paid by refinery. Ores assayed. Free circular. Mercury Terminal, Norwood, MA 02062.

TUBES

RADIO & T.V. Tubes — 49 cents each. Send for free Catalog. Cornell, 4213 University, San Diego, Calif. 92105.

TUBES: "Oldies", Latest. Supplies, components, schematics. Catalog Free (stamp appreciated). Steinmetz, 7519-PE Maplewood, Hammond, Ind. 46324.

TUBES-RECEIVING, Industrial and Semiconductors Factory Boxed. Free price sheet including TV, Radio and audio parts list. Transtetronic, Inc., 1365 39th St., Brooklyn, New York 11218. Telephone: (212) 633-2800. Toll free: 800-221-5802.

ANTIQUE AND OBSOLETE TUBES \$1.00 to \$5.00. \$1.00 for list. Preller T.V., Augusta, AR 72006. (501) 347-2281.

HUGE INVENTORY! Thousands of types. Wholesale prices. FREE CATALOG! ETCO Electronics, DEPT. 290, Plattsburgh, NY 12901.

EMPLOYMENT OPPORTUNITIES

ELECTRONICS/AVIONICS EMPLOYMENT OPPORTUNITIES. Report on jobs now open. Details FREE. Aviation Employment Information Service, Box 240E, Northport, New York 11768.

CALIFORNIA ELECTRONICS BOOMING! Thousands of HIGH PAYING electronics jobs! Details FREE: Hartman Publishing, 24149 Big Basin, Dept. 16, Saratoga, CA 95070.

PERSONALS

MAKE FRIENDS WORLDWIDE through international correspondence, illustrated brochure free. Hermes-Verlag, Box 110660-Z, D-1000 Berlin 11, W. Germany.

PENFRIENDS — ENGLAND — USA, through correspondence. Send age, interests. Free reply. Harmony, Box 89PE, Brooklyn, New York, 11235.

CORRESPONDENCE FOR FRIENDSHIP IN PHILIPPINES, MALAYSIA. Free information. AACCP (PE), Box 1542, Canoga Park, Calif. 91304.

INSTRUCTION

UNIVERSITY DEGREES BY MAIL! Bachelors, Masters, Ph.D.'s. Free revealing details. Counseling, Box 317-PE02, Tustin, California 92680.

LEARN WHILE ASLEEP! HYPNOTIZE! Astonishing details, strange catalog free! Autosuggestion, Box 24-ZD, Olympia, Washington 98507.

RADIO BROADCASTING: Become DJ, engineer. Start your own station — investment/experience unnecessary! Receive free equipment, records. Free details. Broadcasting, Box 130-A2, Paradise, CA 95969.

LEARN ELECTRONIC ORGAN SERVICING at home. Completely revised course covers latest models including digital, LSIs, synthesizers, etc. NILES BRYANT SCHOOL, PO Box 20153, Sacramento, CA 95820.

PASS FCC EXAMS

TESTS-ANSWERS FOR FCC FIRST AND SECOND CLASS COMMERCIAL LICENSE

The Original FCC Tests-Answers exam manual that prepares you at home for FCC First and Second class Radiotelephone licenses. Newly revised multiple-choice exams cover all areas tested on the actual FCC exam. Plus "Self-Study Ability Test." Proven! \$9.95 postpaid. Moneyback Guarantee.

COMMAND PRODUCTIONS P.O. Box 26348 P
Radio Engineering Division San Francisco, CA 94126

MEDICAL ELECTRONICS TECHNOLOGY, home study. Troubleshoot medical instruments. University MDC, P.O. Box 124, Pireedale, CA 93650.

LEARN TELEVISION-Complete theory in really simple language. Many illustrations and complete transmitter & receiver circuits. \$6.50 post paid in USA. Apron Laboratories, P.O. Box 323, Bloomington, IN 47402.

COLLEGE DEGREES BY SPECIAL EVALUATION of EXISTING Credentials & Job Experience. Fast, Inexpensive, (614) 863-1791. Guidance, Box 13151-A2, Columbus, Ohio 43213. Be Specific.

FOR INVENTORS

PATENT AND DEVELOP Your invention. Registered Patent Agent and Licensed Professional Engineer, Send for FREE PATENT INFORMATION every inventor should have. Richard L. Miller, P.E., 3612 Woolworth Building, New York, NY 10007. (212) 267-5252.

INVENTIONS WANTED

FREE CONSULTATION • NO IDEA TOO SMALL

Disclosure registration Potential cash or royalties from manufacturers seeking new ideas. For free information on how to register your ideas. Call or write.

AMERICAN INVENTORS CORP.

59 Interstate Dr. Dept PE
West Springfield, MA 01089 (413) 737-5376
A Fee Based Service Company

INVENTORS Patent your invention. Free initial consultation. We are registered by the U.S. Government. VICTOR J. EVANS & CO., 4637 Eastern Ave. N.E., Washington, DC 20018. Since 1898.

MANUFACTURER SEEKING Patented, Unpatented Inventions. Generous royalties. Advantek International, 1100 17th NW, Washington, DC 20036.

IDEAS, INVENTIONS, new products wanted! Write for Kit-PE, IMI, 701 Smithfield, Pittsburgh, PA 15222.

BUSINESS OPPORTUNITIES

FREE CATALOGS. Repair air conditioning, refrigeration. Tools, supplies, full instructions. Doolin, 2016 Canton, Dallas, Texas 75201.

MECHANICALLY INCLINED individuals desiring ownership of Small Electronics Manufacturing Business — without investment. Write: BUSINESSES, 92-K2 Brighton 11th, Brooklyn, New York 11235.

ERASE DEBTS with little-known law — create wealth!! Details FREE — Blueprints, No. EE2, LaGrangeville, NY 12540.

MECHANICALLY INCLINED INDIVIDUALS

Assemble electronic devices in your home. Knowledge, or experience not necessary. Get started in spare time. Above average profits. \$300 - \$600/Wk possible. Sales handled by others. No investment — Write for free details.

ELECTRONIC DEVELOPMENT LAB

Box 1560PE, Pinellas Park, FL 33565

BORROW \$25,000 "OVERNIGHT." Any purpose. Keep indefinitely! Free Report! Success Research, Box 29263-GB, Indianapolis, IN 46229.

FREE BOOK "2042 Unique Proven Enterprises." Fabulous "unknowns," second inflation income. Haylings-M. Carlsbad, CA 92008.

YOU CAN EARN \$1,000/\$3,000 WEEKLY rebuilding CRTs. We train. Lakeside, 4071 Elston, Chicago, Ill 60618. (312) 583-6565.

SPARE TIME FORTUNE in Vinyl Repair. Huge demand creates exceptional profits. We supply everything. Details free. VIP, 2102 Montrose, Chicago, IL 60618.

NEW TAX LOOPHOLES DISCOVERED. Everyone Eligible. Free sample newsletter. Write ULC, Box 179-BA, Clarkston, GA 30021.

BIG MONEY IN BUSINESS PRINTING! 25% COMMISSION PLUS BIGGEST CASH BONUS! Build your own profitable year around business. Show tremendous line of salesbooks, register forms, unit sets, letterheads, envelopes, invoices, statements, business cards and dozens of other printed products. Lowest prices in industry. Something for every business and professional person. Free sales kit includes ad specialties, calendars, signs and ad matches. No experience needed. Our catalogs are easy to understand. We're over 50 but still young and aggressive, so we can show you the road to a very profitable full or part time career. Free sales kit. National Press, Dept. 117, North Chicago, IL 60064.

MAILORDER OPPORTUNITY! Start profitable home business without experience or capital. Write for free book, case histories, plus complete details. No obligation. Mail Order Associates, Dept 752, Montvale, NJ 07645.

ENJOY MAKING BUMPERSTICKERS - Inexpensive kit. Easy, Profitable, Portable. Free details. POB 22791(PE), Tampa, FL 33622.

IMPORTING BUSINESS. You can start your own easily. For information on how we can help, write: INTERNATIONAL VENTURES OF CALIFORNIA IMPORTER, Dept. 5-A, 66 Viesta Way, LaSelva Beach, CA 95076.

GOVERNMENT SURPLUS

MANUALS for Govt Surplus radios, test sets, scopes. List \$1.00 (cash). Books, 7218 Roanne Drive, Washington, D.C. 20021.

JEEPS — \$19.30!! — CARS — \$13.50!! — 650,000 ITEMS!! — GOVERNMENT SURPLUS!! — Most COMPREHENSIVE DIRECTORY AVAILABLE tells how, where to buy!! — YOUR AREA — \$2. — MONEYBACK GUARANTEE!! — "Government Information Services", Department GE-66, Box 99249, San Francisco, California 94109.

"GOVERNMENT SURPLUS DIRECTORY." Buy 500,000 items (including Jeeps) . . . low as 2c on dollar! Most complete information available — \$2.00. Surplus Disposal, Box 19107-HB, Washington, DC 20036.

REPAIRS & SERVICES

TV TUNERS REBUILT, VHF or UHF only \$11.90. Send for free mailing kit. JW Electronics, Box 51A, Bloomington, IN 47402.

ALL T.V. TUNERS repaired \$11.95. Also repair Modules. Fast, quality work. MIKE'S T.V. TUNER SERVICE, Box 187, Bean Station, TN 37708. (615) 581-6393.

REAL ESTATE

BIG . . . SPRING . . . FREE CATALOG! Over 2,800 top values coast to coast!! UNITED FARM AGENCY, 612-EP West 47th, Kansas City, MO 64112.

BOOKS AND MAGAZINES

ELECTRONIC MUSIC and home recording in Polyphony magazine. Advanced applications, interviews, projects, computer music. Sample \$1.50. Subscription (6 issues), \$8.00 US/\$10.00 foreign. POLYPHONY, Box P20305, Okla. City, OK 73156.

ELECTRONICS BOOKS AVAILABLE. World publishers. Lowest prices. Ask catalogue. Business promotion, Lajpatrai Market, Delhi, India.

THE SUPERMARKET OF ELECTRONICS — thousands of items for sale or trade each month. Free classified ad with subscription. Only \$5.00 to Nuts & Volts, POB 1111-P, Placentia, CA 92670.

TOTAL MIND POWER (how to use the other 90% of your mind). FREE BOOKLET. Total Mind Power Institute #37, Larkspur, CA 94939.

PUBLISHERS' OVERSTOCKS, BARGAIN BOOKS. 2,000 titles. all subjects! Free catalog: Hamilton, 98-84 Clapboard, Danbury, CT 06810.

MOTION PICTURE/VIDEO

ORDER "TOP 10" S-8 Sound Sellers: "The Electric Horseman," "Animal House," "Smokey and the Bandit" (B. Reynolds), "The Jerk" (S. Martin) — 1x400' clr snd, budget price \$49.95 ea. 2-reelers (2x400') \$105/set delivered (a \$124, val.). Order now! M. Brando, The Godfather; J. Travolta, Sat. Night Fever; Marathon Man (D. Hoffman); Barbarella (J. Fonda); Chinatown (J. Nicholson). Build a library of these star studded Paramount Pix — only \$49.95 ea PPD (reg \$65.). We welcome Visa & Master Card — just write card #, exp. date and sign. Maj. League Base, video cassettes — choice of any World Series since 1943. Indicate year choice & VHS or Beta. \$64.95 ea + \$2.50 ea ship. S-8 Sd official 400' films include '75 Series (Reds-Red Sox); '74 Series (Oakland/LA); also '75 All-Star Game — only \$51.95 PPD. Fights your bag? Order Leonard/Duran I or II champ. action; 200' S-8 col sil, \$27.50 ea; 400' sd, \$67.50 ea; or Ali-Holmes (just out!) 200' S-8 col \$25.95; 200' col sd \$35.95 — only source of Ali Frazer I 200' std 8 col \$24.95 PPD & Ali Frazer II Std 8 B&W 2 reel spec., \$17.95; or 1 reel Std 8 col \$19.95 ea. *Add \$2. per reel sound; \$1. for silent. Hollywood Gold Video/Film cat (100 pg) \$1.75; new Univ S-8-16mm cat. \$1.50; Columbia VTR cat. \$1.; Sportlite Films, Sports Tapes, Ring Classics, Paramount fliers, Mag Video lists. 50c ea. Univ 8 enter. cat. \$1. SPORT-LITE FILMS, Elect-2, Box 24-500, Speedway, IN 46226.

RUBBER STAMPS

RUBBER STAMPS, BUSINESS CARDS. Many new products. Catalog. Jackson's, E-100, Brownsville Rd., Mt. Vernon, Ill. 62864.

MUSICAL EQUIPMENT

MUSICAL INSTRUMENTS HOT LINE! Incredible prices: Amps, PA gear. All instruments. Huge selection. Sam Ash, established 1924. 800-645-3518. NYS: (212) 347-7757.

HYPNOTISM

FREE Hypnotism. Self-Hypnosis. Sleep Learning Catalog! Drawer H400, Ruidoso, New Mexico 88345.

MISCELLANEOUS

MPG INCREASED! Bypass Pollution Devices easily. REVERSIBLY!! Free details — Posco GEE2, LaGrangeville, NY 12540.

FREE! World's Leading Novelty Catalog. 1800 Jokes, Tricks, Science, Sports, Hobbies. Johnson-Smith, C-24, Mt. Clemens, Mich. 48043.

AUTOMOBILE RE-TUNING FOR MAXIMIZED ECONOMY. Details FREE! Techneering, Box 12191DD, Norfolk, VA 23502.

MAGIC-Amaze friends. Easy-to-do-tricks. Catalog, \$2.00 Trick, both \$1.00. Abracadabra-CP3, Scotch Plains, New Jersey 07076.

BEERLOVERS! Save \$1.00 every sixpack - Drink homebrew. Free handbook: Duane's, Department PE021C, 508 Canal, New York, NY 10013.

MICROFILM EDITIONS AVAILABLE

Copies of POPULAR ELECTRONICS Magazine are available on microfilm from Xerox University Microfilms, Ann Arbor, Michigan; Microfiche from Bell & Howell, Micro Photo Division, Wooster, Ohio.

Popular Electronics

ADVERTISERS INDEX


February 1981

RS no.	ADVERTISER	PAGE no.
4	Albia Electronics	56
2	All Electronics Corp.	106
3	AP Products	87
5, 6	Apple Computer	Cover 2, 6
9	Arkon Electronics	105
7	Audiomatic	105
11	BSR Ltd.	99
	Bullet Electronics	4
10	Byte, Inc.	101
12	Chaney Electronics	116
	Classified Advertising	120, 121, 122, 123
43	Cleveland Consumer Computer	74
	Cleveland Institute of Electronics, Inc.	24, 25, 26, 27
1	Communications Electronics	94
14	Components Express Computer Professionals Book Club	70, 71, 72, 73
61	Computer Specialties	86
15	Computique	102
16	Creative Computing	39
67	DAK Industries, Inc.	1
18	Digi-Key Corp.	112, 113
19, 20	Discwasher	Cover 4, 2
21	Electronic Specialists	106
57	Electronics Book Club	43
23	Epson America	38
22	ETCO	93
24	Firestik	97
26	Gladstone Electronics	85
27	Godbout Electronics, Bill Grantham College of Engineering	114, 96
28	Hanley Engineering	98
29	Hardside	92
25, 64	Heath Co.	14, 89, 90, 91
30	Hewlett-Packard	Cover 3
	ICS Center	106
32	Illinois Audio	106
33	Institute of Audio Research	10
31	Int'l Components Corp.	118
34	Int'l Security Corp.	77
35	Jameco Electronics	110
37	JDR Microdevices	116
36	J&R Music World JS & A National Sales Group	78, 3
38	Magnavox	11, 12, 13
39	Maxell Corp. of America	29
42	McIntosh Laboratory, Inc.	102
	MICROCOMPUTER MART	119
40	Micro Ace	64
	Micro Business World	104
41	Micro Management Systems	118
	Nabih's	106
	National Technical Schools	52, 53, 54, 55
65	Netronics, R & D Ltd. Novation, Inc. NRI Schools	31, 41, 7, 34, 35, 36, 37
44	OK Machine & Tool Corp.	33
45	Olympic Sales	116
	Omega Sales Corp.	103
68	Omnisonix Ltd.	17
46	PAIA Electronics, Inc.	106
63	Pan American Electronics	118
49	Poly Paks	111
50	Protecto Enterprizes	96
51	Quest Electronics	114
	Radio Shack	115
53	Howard W. Sams & Co.	104
54	Scientific Systems	98
62	Scelbi Publications	16
	The Sharper Image	21
55	Sinclair Electronics	23
	Sony	63
56	Sperry, A.W.	69
66	TDK	42
58	3-M	5
60	Vector	97
59	Wonderful World of Video	105

Challenging electronics projects!

POPULAR ELECTRONICS 1981 ELECTRONIC EXPERIMENTER'S HANDBOOK

Build a Wide-Range Audio Level Meter



If you get a kick out of building unusual electronics projects, wait till you see all the great plans and ideas in the new 1981 Electronic Experimenter's Handbook!

You get all the details you need to build a useful—or just plain fun—electronic device. Plans include circuits, schematics, parts lists, construction tips and project usage information.

Some of the exciting projects include:

- Wide Range Audio Signal Meter
- Electronic Racing Game
- Autorangeing Digital Capacitance Meter
- Ni-Cd Battery Zapper
- Digital Phototachometer
- Easy-to-Build LED Projects
- Field Disturbance Sensor
- Audio Componder
- Active Power R Box
- Air Conditioner Compressor Guard

Plus helpful information and techniques:

- Bonus Guide to Small Computers
- New No-Camera PC Board Methods
- 6 CMOS Circuits for Experimenters

Order your copy of the 1981 Electronic Experimenter's Handbook today. With so many projects and experiments, it's a bargain at just \$2.95! Use the coupon below.

ELECTRONIC EXPERIMENTER'S HANDBOOK
Dept. 01454 • P.O. Box 278
Pratt Station • Brooklyn, New York 11205

YES! Send me the 1981 Electronic Experimenter's Handbook. I've enclosed \$3.50 (\$2.95* plus 55¢ postage and handling). Outside U.S.A., \$5.00.

Mr. _____
Mrs. _____
Ms. _____
(please print full name)

Address _____

City/State/Zip _____

Residents of CA, CO, DC, FL, IL, MA, MI, MO, NY, State, UT and VT add applicable sales tax

From the editors of
POPULAR ELECTRONICS

ELECTRONICS WORLD®

Personal Electronics News

U.S. EXPORTS REACHED AN ALL-TIME HIGH in consumer-electronic products during the first half of 1980, according to the Department of Commerce. Exports were up 34% over the same period of 1979. Also, our first-half 1980 trade deficit in consumer-electronic products was \$160 million less than in the first half of 1979, with imports for the first six months of 1980 down 1% from the last six months of 1979. TV receiver exports were up 47%, while imports were up only 8%. Large exports were also found in microphones, loudspeakers, amplifiers, and audio recorders and tapes. Our largest export customer was Mexico, which bought 25% of the total. Although Japan's share of imports to the U.S. from the Far East fell from 61% in 1979 to 56% in 1980, Japan remained the dominant source of consumer-electronic products to the U.S.

VIDEO DISC RIGHTS TO THE FIRST MAJOR SPORTS-INSTRUCTION program created especially for video discs have been acquired by RCA for its "SelectaVision" system. The four-hour-long, two-disc "Total Tennis From the Pros" program features 12 top tennis professionals who give expert and comprehensive instruction. Lessons are divided into specific topics that analyze in depth all strokes from the most basic to the most advanced. Coverage also includes singles and doubles strategy, offensive and defensive games, conditioning, fitness, practice techniques, and the mental game, with tips on tournament play, bad calls, etc.



CLOSE-CAPTIONED VIDEOCASSETTES FOR THE HEARING IMPAIRED have been released by Columbia Pictures Industries, Inc. "Chapter Two" and "China Syndrome" movies. Captioning information is encoded in such a manner that it does not appear on-screen unless a specially equipped TV receiver or a separate decoder is used to retrieve it. Captioned cassettes are sold at the same prices as non-captioned cassettes of the same movies. Columbia, producing the movies as a joint effort with the National Captioning Institute, plans to announce additional titles as they become available.

REMOTE CONTROL OF UTILITIES BY AM RADIO permits system load management by selective switching on and off of nonvital appliances in subscribers' homes. Using commercial AM broadcast stations and receivers containing microcomputers that are mounted on or near the load, the system developed by Altran Electronics (affiliate of Research-Cottrell, Somerville, NJ) transmits coded signals from a computer control center. The system is intended to help utilities avoid large swings between loads and to provide differential-rate power metering.

DOW JONES/APPLE COMPUTER EFFORT lowers prices for the Dow Jones News/Retrieval Service, a business and financial news and information data base. This includes past and current news stories from the Wall Street Journal and Barrons. The "Dow Jones News & Quotes Reporter" program is designed to run in a disk-based Apple II microcomputer. (Owners of other computers can also use the service with a different program.) Apple dealers are said to have the disks now. Fees for personal computer users during nonbusiness hours have been sharply reduced—20¢ and 30¢ per minute for access to the news data base and securities price quotes, respectively, after 7 p.m. Eastern time (6 p.m. in other time zones) and all day weekends and holidays. Minimum charge per usage is 50¢. Formerly, the charge was \$3 for the first three minutes and 50¢ per minute thereafter.

AN ELECTRIC SHOCK HAZARD MAY EXIST in approximately 5,600 stereo turntables manufactured by Philips High Fidelity Laboratories, Ltd. of Knoxville, Tenn. The units, identified as models 22AF685/44B and 22AF685/94B, are being recalled by the manufacturer for repair at no charge. Model numbers are printed on a label found on the bottom to the turntable base. Owners of these units should contact the dealers from which they were purchased or the Philips Consumer Affairs Department. The toll-free telephone number is 800-261-9104; in Tennessee call 615-521-4460.

The Professional Alternatives:

HP-41C

NEW HP-41CV



A FASCINATING CHOICE

Now Hewlett-Packard offers a fascinating choice in full performance alphanumeric calculators with our new HP-41CV and our HP-41C. The new HP-41CV has five times more built-in memory than the HP-41C. Both calculators are powerful yet easy to use. You can communicate with words as well as numbers. For example, label and call up programs by name and receive meaningful prompts while executing programs. Continuous Memory retains programs and data even while the machines are off. Need lots of memory? Choose the HP-41CV. If your needs are more modest, select the HP-41C. The HP-41C can grow with you by adding memory modules.

BOTH OFFER CONTINUAL GROWTH POTENTIAL

By themselves the HP-41C and HP-41CV may be all the calculator you'll ever need. But if you need more capability, you can expand your calculator into a complete computational system. Each calculator has four ports which allow you to plug in a Printer/Plotter, an "Extra Smart" Card Reader or an Optical Wand for reading bar codes. Application Pacs and Solution Books offering complete solutions are also available. And now, HP offers a new service: Custom Modules (ROM's) from your software for high volume, unique problem-solving needs. Costs are reasonable. Call us.

ONLY FROM HEWLETT-PACKARD

Powerful yet easy to use calculators. A full line of peripherals and software. A time-proven logic system—RPN. No equals key. Less keystrokes. Computation is displayed as you proceed. The new HP-41CV and the HP-41C are available now, with new low prices. For details and address of nearest dealer, CALL TOLL-FREE 800-547-3400, Dept. 236W; except Hawaii/Alaska. In Oregon, 758-1010. Or write Hewlett-Packard, Corvallis, OR 97330, Dept. 236W.

611/02

HP-41C. \$250*. HP-41CV. \$325*. Optical Wand. \$125*. Printer/Plotter. \$385*. Plug-in Card Reader. \$215*. Quad Memory Module (brings HP-41C to HP-41CV memory capacity). \$95*. Memory Module. \$30*. Application Pacs, most are \$30; Solution Books. \$10*.

*Suggested retail price excluding applicable state and local taxes—Continental U.S.A., Alaska and Hawaii.

CIRCLE 30 ON READER SERVICE CARD



**HEWLETT
PACKARD**

DISCWASHER® AUDIOSCIENCE™ SERIES

Record Care, Part 2: A Record Life Study

How long will your phonograph records last?

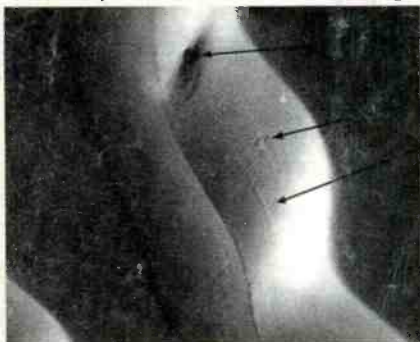
How many times can you safely play records without degrading sound quality?

Using quality playback equipment, the factors of Record Longevity are twofold and closely interrelated: the record must be kept free of contamination, and the stylus must be kept clean during playback.

Scanning electron microscopy clearly shows the need and contribution of both record cleaning and stylus care.

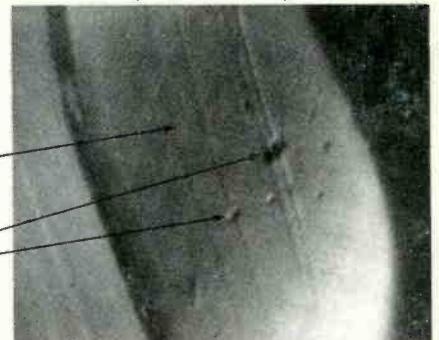
Exhaustive research shows that with proper record/stylus care, an entire "life span" of 200 play events will not damage record surface quality or fidelity. (Most albums are played a total of 50 times or less.)

200 Plays Without Record Cleaning

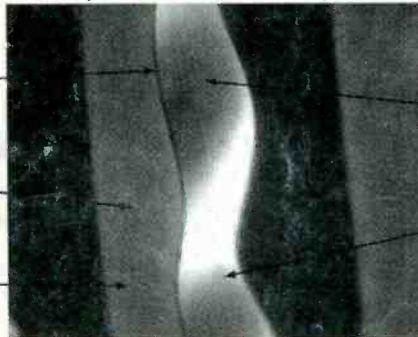


Pit from dust abrasion.
Ground-in microdust.
Prominent dust abrasion.
Prominent stylus path from abrasive-coated diamond face.
Vinyl particles welded by contaminated upper area of stylus.

200 Plays Without Stylus Care



200 Plays With Record and Stylus Care



Results of D4 Record Care:
Clean central radius due to capillary attraction of D4 Fluid into D4 pad fabric.
Microdust-free stylus path due to exclusive D4 "spiral fiber" particle holding.
No wall-slurry of "lubricant" products.

Results of SC-2 Stylus Care:
Reduced wall abrasion due to uncontaminated diamond face.
Cleaned stylus leaves no welded-in particles.



There is no substitute for the valid research you get with Discwasher products. Ask for them where better dealers take interest in a longer "life span" for you.

discwasher®
PRODUCTS TO CARE FOR YOUR MUSIC

Discwasher, Inc., 1407 N. Providence Rd., Columbia, MO 65201

CIRCLE NO. 20 ON FREE INFORMATION CARD