

# Popular Electronics®

WORLD'S LARGEST-SELLING ELECTRONICS MAGAZINE NOVEMBER 1979/\$1.25

**Humidity Controller Saves Heating Fuel  
Radioteletype Reader for Shortwave Receivers**

## **Focus on Microcomputers:**

- Personal & Very-Small-Business Computers
- CP/M – The Software Bus • A Guide to Printers



14024 14278  
Popular Electronics



**Tested**  
**Issue**

**Yamaha C-4 Preamp**

**Cassette Deck**

**Phono Pickup**

**Communications Receiver**

303196 DRK 6450H090 141D NOV79



COMPUTER

# How to buy a personal computer.

*In California, a store owner charts sales on his Apple Computer. On weekends though, he totes Apple home to help plan family finances with his wife. And for the kids to explore the new world of personal computers.*

*A hobbyist in Michigan starts a local Apple Computer Club, to challenge other members to computer games of skill and to trade programs.*

Innovative folks everywhere have discovered that the era of the personal computer has already begun — with Apple.

Educators and students use Apple in the classroom. Businessmen trust Apple with the books. Parents are making Apple the newest family pastime. And kids of all ages are learning how much fun computers can be.

## Visit your local computer store

The excitement starts in your local computer store. It's  
CIRCLE NO. 7 ON FREE INFORMATION CARD

a friendly place, owned by one of your neighbors. He'll show you exactly what you can use a personal computer for.

## What to look for


Your neighborhood computer store has several different brands to show you. Chances are the salesman will recommend an Apple Computer. Apple's the one you can program yourself. So there's no limit to the things you can do. The more you use your Apple the more uses you'll discover. So it's important that Apple is the computer with more expansion capability. You can't outgrow Apple.


## It's your move

Grab a piece of the future for yourself — we'll give you the address of the Apple dealer nearest you when you call our toll-free number. Then drop by and sink your teeth into an Apple.

(800) 538-9696.

In California,  
(800) 662-9238.





The new Energair ionized oxygen generator will make a handsome addition to any desk.

# Miracle Fuzz

*A new space-age invention and the same effect as lightning combine to create the world's first home oxygen regeneration system.*

You need oxygen to live. You can live without food for 60 days, without water for seven days, but without oxygen, you won't make it past two minutes.

That small piece of fuzz located on top of the cylinder shown above emits negatively-charged electrons which attach themselves to molecules of oxygen, thus creating ionized oxygen.

You are already familiar with ionized oxygen if you've smelled the air after a thunderstorm. You feel great, revitalized, and alert. The lightning from the storm adds a small negatively-charged electron to each oxygen molecule in a process called ionization.

## SCIENTISTS DISCOVER

Scientists discovered that air quality can actually affect your moods, your feelings and your sense of well being. Air that is positively charged caused people to be depressed, moody and tired. Negatively-charged air made people feel good. We have all experienced air that is positively charged in air-conditioned buildings or in a polluted environment.

Scientists looking for a way to turn positively charged air into negatively charged air developed the negative ion generator—a product that produces negatively charged particles that attach themselves to air molecules and thus create the same fresh feeling you get after a thunderstorm.

The new space-age product shown above is an ionized oxygen generator called the Energair air purifier. The copper mesh fuzz on top of the unit is one of the secrets of the system.

Although it has no moving parts, you can actually feel a wind of ionized oxygen produced from the fuzz which spreads to fill an average-sized room in one minute.

## CIGARETTE SMOKE TEST

To show the dramatic effect of ionized oxygen, you can take the Energair, blow cigarette smoke into a clear bowl, and hold the bowl inverted over the system. The smoke will vanish. The charged oxygen particles appear to dissolve the smoke particles, precipitating them from the air.

In a room, the Energair air purifier surrounds you with these oxygen ions and cleans and purifies the air so that even in a smoke-filled room, you will be breathing cleaner, country-fresh air all day long.

## WALL TEST

Take our unit and place it next to a wall. Also

put a large piece of paper on the wall. Within a few days notice how black the paper gets. That black film is finite carbon particulate matter—the same pollutants you would normally breathe and that would pass through most air filters. By placing the unit in the center of a room or away from a wall, that same matter falls to the ground as dust.

A trip into the mountains exposes you to nature's freshly ionized oxygen. The Energair produces this same effect. It will clean your room of odor-causing bacteria and stale, musty, or smoky air.

Ionized oxygen should not be confused with ozone. Ozone has a molecular formula of  $O_3$ , whereas the molecular formula for ionized oxygen is  $O_2$  with a negatively-charged ion.

## DON'T BE CONFUSED

After we announced the Energair last year, many companies came out with their own ion generators. We purchased a unit from each company and tested them at an independent laboratory. The results are shown below:

Name	*Ions	Price
Energair	438,000	\$79.95
Omega 700	63,000	245.00
AirCare	72,000	149.95
Modulion	75,000	79.95
EnvironAire	-0-	119.50

The one unit mentioned above that produced no ions actually produced ozone—15 times the maximum ozone concentration allowed by federal government standards.

\*Measurements indicate total number of ions per cubic centimeter per second at one meter. These figures may vary by plus or minus 10%.

## USED IN HOSPITALS

Many hospitals are now using ionized oxygen systems in their operating rooms and burn centers. Their units not only purify the air, but they also eliminate pollen and other irritants.

Working in a clean air environment, you think clearer, are more alert, and you function better. The Energair is actually a miniature lightning machine. The minute you plug it in, energy is converted into ionized oxygen. This efficient system uses one watt of power or less than a penny per day to operate, so you leave it plugged in continuously.

We are so impressed with the pleasant effect of Energair that we urge you to personally test it yourself in your home or office. Order one at no obligation. Put it by your desk, or in any room where you spend a great deal of time. See if it doesn't rid your room of odor-causing bacteria and stale, musty or smoky air. Try the smoke and paper tests mentioned in this advertisement.

## SLEEP FASTER

At home, use the Energair by your bed and see how country-fresh air allows you to sleep easier, deeper, and more relaxed.

You should notice the difference within one day—especially in a work environment. But use the Energair for a full month. Then, if you do not feel totally convinced of the positive effects of ionized oxygen, return your unit for a prompt and courteous refund.

The Energair is manufactured by the Ion Foundation, a leading ion research and development company.

Service should never be required, but if it is, there's a prompt service-by-mail center as close as your mailbox. JS&A is America's largest single source of space-age products—further assurance that your modest investment is well protected. The Energair measures 9" high by 3" in diameter and weighs 24 ounces.

To order your Energair ionized oxygen generator, send \$79.95 plus \$3.00 for postage and handling (Illinois residents, please add 5% sales tax) to the address shown below or credit card buyers may call our toll-free number below. We will send your Energair ion generator complete with 90-day limited warranty on the electronics, a five-year warranty on the fuzz, and complete instructions.

Let space-age technology revitalize your life with the world's first home ionized oxygen generator. Order one at no obligation today.

**JS&A** PRODUCTS  
THAT THINK®  
Dept. PE One JS&A Plaza  
Northbrook, Ill. 60062 (312) 564-7000  
Call TOLL-FREE ..... 800 323-6400  
In Illinois Call ..... (312) 564-7000  
©JS&A Group, Inc., 1979

# The World's biggest Bearcat® scanner sale!

Communications Electronics,™ the world's largest distributor of radio scanners, celebrates the introduction of four new Bearcat brand monitors with the world's largest scanner sale. From now, until January 31, 1980, you can save hundreds of dollars during our **two-million dollar Bearcat sale**. Even the new Bearcat models 300, 220 and Eight Track scanners are on sale. If you've previously purchased a Bearcat scanner from Communications Electronics, then you *already* know you're getting all the real, live excitement that a television program or newspaper can't provide. If you don't have at least one Bearcat scanner, the time to buy is now! Since we distribute more scanners worldwide than *anyone* else, we can sell the newest factory production models with the *latest* engineering updates, at rock bottom prices. Our warehouse facilities are equipped to process over 1,000 Bearcat orders per week and our order lines are always staffed 24 hours. We also export Bearcat scanners to more than 300 countries and military installations. Almost all items are in stock for immediate shipment, so save now and get a Bearcat scanner during the **world's largest** two-million dollar scanner sale!

## NEW! Bearcat® 300

**Available February - March, 1980**  
List price \$499.95/CE price \$329.00  
**7-Band, 50 Channel • Service Search • No-crystal scanner • AM Aircraft and Public Service bands. • Priority Channel • AC/DC Bands: 32-50, 118-136 AM, 144-174, 420-512 MHz.** The new Bearcat 300 is the most advanced automatic scanning radio that Communications Electronics has ever offered to the public. Since the Bearcat 300 has over 2,100 active frequencies in memory, you can touch one button and search any of many preprogrammed services such as police, fire, marine and government. Of course, you still can program your own frequencies and monitor up to 50 channels at once. Since the Bearcat 300 uses a bright green fluorescent digital display, it's ideal for mobile applications. The Bearcat 300 now has these added features: Service Search, Display Intensity Control, Hold Search and Resume Search keys, Separate Band keys to permit lock-in/lock-out of any band for more efficient service search and a new vacuum fluorescent digital display. Reserve your Bearcat 300 now for February - March, 1980 delivery.

## Bearcat® 250

List price \$399.95/CE price \$259.00  
**50 Channels • Crystalless • Searches Stores • Recalls • Self-Destruct • Priority channel • 50 Channel • 6-Band.** Frequency range 32-50, 146-174, 420-512 MHz. The Bearcat 250 performs any scanning function you could possibly want. With push button ease you can program up to 50 channels for automatic monitoring. Push another button and search for new frequencies. There are no crystals to limit what you want to hear. A special search feature of the Bearcat 250 actually stores 64 frequencies, and recalls them, one at a time, at your convenience. Automatic "count" remembers how often frequencies are activated by transmission so you know where the action is. Decimal display shows the channel, frequency and other programmed features. The priority feature samples your programmed frequency every two seconds. Plus, a digital clock shows the time at the touch of a button. This is the only monitor radio that has received the Communications Electronics quality control approval rating #1. Our highest quality grade for technologically sophisticated equipment. The Bearcat 250. Scanning like you've never seen or heard before. Now in stock!



**NEW! 50-Channel Bearcat 300**

## NEW! Aircraft Bearcat 220



## Aircraft Bearcat® 220

List price \$399.95/CE price \$259.00  
**Aircraft and public service monitor.** Frequency range 32-50, 118-136 AM, 144-174, 420-512 MHz. The Bearcat 220 is one scanner which can monitor all public service bands plus the exciting aircraft band channels. Up to twenty frequencies may be scanned at the same time.

Not only does this new scanner feature normal search operation, where frequency limits are set and the scanner searches between your programmed parameters, it also searches marine or aircraft frequencies by pressing a single button. These frequencies are already stored in memory so no reprogramming is required. The Bearcat 220 also features a Priority channel, Dual scanning speeds, Patented track tuning and Direct channel access and AC/DC operation.

## New! Bearcat® 211

List price \$339.95/CE price \$229.00  
Frequency range: 32-50, 146-174, 420-512 MHz. The Bearcat 211. It's an evolutionary explosion of features and function. 18-channel monitoring. With no-crystal six-band coverage. Dual scan speeds. Color-coded keyboard. Even a digital clock. All at a modest price. More scanning excitement than you bargained for.

## Bearcat® 210

List price \$299.95/CE price \$199.00  
**10 Channels • 5 Bands • Crystalless** Frequency range: 30-50, 146-174, 416-512 MHz. Use the simple keyboard to select the 10 channels to be scanned. Automatic search finds new frequencies. The 210 features patented selectable scan delay, push button lockout, single antenna, patented track tuning, AC/DC operation. With no crystals to buy. Ever!

## NEW! Bearcat® 8 Track

List price \$99.95/CE price \$79.00  
**4 Channels • 2 Bands • Plays off any AC or DC Powered 8 Track Tape Player.** Frequency range: 33-49, 151-165 MHz. The Bearcat 8 Track Scanner. It converts any 8 track tape player into a live-action scanning radio instantly. This incredibly compact 4-channel/2-band crystal scanner plugs into the tape player where an 8 track cartridge normally goes. Police, fire, emergency calls—as-it-happens scanning excitement—from an existing home entertainment center, in-car/in-boat system or portable 8 track tape player. The Bearcat 8 Track Scanner plugs live-action into any 8 track player. Anywhere. Crystal certificates # A-135cc are \$4.00 each.


## Bearcat® Four-Six

List price \$169.95/CE price \$109.00  
**The first 4 Band, 6 Channel, Hand-Held Scanner.** Frequency range: 33-47, 152-164, 450-512 MHz. The Bearcat Four-Six offers "hip pocket" access to police, fire, weather and special interest public service broadcasts. Lightweight. Extremely compact. The Bearcat Four-Six—with its popular "rubber ducky" antenna and belt clip—provides "go anywhere/hands-off" scanning.

## NEW! Aircraft and UHF

## Bearcat® ThinScan™

List price \$149.95/CE price \$99.00  
**World's smallest scanner!** The Bearcat ThinScan™ High-performance scanning has never been this portable. There are now three models available. The BC 2-4 L/H receives 33-44 and 152-164 MHz. The BC 2-4 H/U receives 152-164 and 450-508 MHz. The new high-performance Aircraft ThinScan model BC 2-4 AC receives 118-136 and 450-470 MHz. Go ahead, size it up. Bearcat's ThinScan™ measures 2 3/4" across. Just 1" deep. And 5/8" high. Four crystal-controlled channels are scanned every 1/2 second providing immediate access to police, fire, weather and other special-interest broadcasts.



**NEW! Bearcat 8 Track scanner**

CIRCLE NO. 1 ON FREE INFORMATION CARD

**INCREASED PERFORMANCE ANTENNAS**  
If you want the utmost in performance from your Bearcat scanner, it is essential that you use an external antenna. We have four base and mobile antennas specifically designed for receiving all bands. Order #A60 is a magnet mount mobile antenna. Order #A61 is a gutter clip mobile antenna. Order #A62 is a trunk-lip mobile antenna and #A70 is an all band base station antenna. All antennas are \$25.00 and \$3.00 for UPS shipping in the continental United States.

### OTHER BEARCAT ACCESSORIES

SP50 AC Adapter	\$12.00
SP51 Battery Charger	\$12.00
SP55 Carrying Case for Four-Six	\$15.00
SP57 Carrying Case for ThinScan	\$15.00
SM210 Service manual for Bearcat 210	\$15.00
SM220 Service manual for Bearcat 220	\$15.00
SM250 Service manual for Bearcat 250	\$15.00
B-31.2 V AA Ni-Cad's for Four-Six (Pack of 4)	\$15.00
B-41.2 V AA Ni-Cad's for ThinScan (Pack of 4)	\$15.00
B-5 Replacement memory battery for Bearcat 210	\$5.00
A-135cc Crystal certificate	\$4.00
Add \$3.00 shipping for all accessories ordered at the same time.	

### TEST A BEARCAT SCANNER FREE

Test any Bearcat brand scanner from Communications Electronics™ for 31 days before you decide to keep it. If you do, you'll own the most sophisticated and technologically advanced scanner available. If for any reason you are not completely satisfied, return it in new condition with all accessories in 31 days, for a courteous and prompt refund (less shipping charges).

### NATIONAL SERVICE

With your Bearcat scanner, we will send all accessories, a complete set of simple operating instructions and a one-year limited warranty. If service is ever required on any Bearcat scanner purchased from Communications Electronics™, just send your receiver to a CE approved Bearcat national service center. Another Bearcat service is the frequency information hotline. After you get your scanner from CE, you may call 317-894-1230 and get up to the second information on active frequencies in your area. If you ever need engineering assistance, feel free to call the factory during the day at 317-894-1440.

### BUY WITH CONFIDENCE

All Bearcat scanners are extraordinary scanning instruments. They provide virtually any scanning function that the most professional monitor could require. To get the **fastest delivery** of any Bearcat scanner, send or phone your order directly to our Scanner Distribution Center. Be sure to calculate your price using the CE prices in this ad. Michigan residents please add 4% sales tax. Written purchase orders are accepted from approved government agencies and well rated firms at a 10% surcharge for net 30 billing. All sales are subject to availability. Prices and specifications are subject to change without notice. Out of stock items will be placed on backorder automatically unless CE is instructed differently. International orders are invited with a \$10.00 surcharge for special handling in addition to shipping charges. All shipments are F.O.B. Ann Arbor, Michigan. No COD's please. Cashier's checks will be processed immediately and receive an order priority number. Personal checks require three weeks bank clearance. Mail orders to: Communications Electronics, Box 1002, Ann Arbor, Michigan 48106 U.S.A. Add \$5.00 per scanner for U.P.S. ground shipping, \$9.00 for faster U.P.S. air shipping or \$30.00 for overnight delivery to most major U.S. cities via Airborne Air Freight. If you have a Master Charge or Visa card, you may call anytime and place a credit card order. Order toll free 800-521-4414. If you are outside the U.S. or in Michigan, dial 313-994-4444. Dealer inquiries invited. All order lines at Communications Electronics™ are staffed 24 hours.

Since this **two-million dollar Bearcat sale** is the world's largest, please order today at no obligation to assure a prompt order confirmation and delivery.

**When you follow the leader to real excitement, your journey ends at Communications Electronics.**

Autoprogramming,™ Scanner Distribution Center™ and CE logos are trademarks of Communications Electronics.™ Copyright © 1979 Communications Electronics™



854 Phoenix □ Box 1002 □ Ann Arbor, Michigan 48106 U.S.A.  
Call TOLL-FREE (800) 521-4414 or outside U.S.A. (313) 994-4444

**We're first with the best.™**

POPULAR ELECTRONICS



About the cover:

There's a wide choice of computer equipment, software, and books for personal and business applications.

Photo by Don Carroll

**JOSEPH E. MESICS**  
Publisher

**ARTHUR P. SALSBERG**  
Editorial Director

**LESLIE SOLOMON**  
Technical Director

**JOHN J. McVEIGH**  
Technical Editor

**JOHN R. RIGGS**  
Managing Editor

**HAROLD A. RODGERS**  
Senior Editor

**ALEXANDER W. BURAWA**  
Features Editor

**EDWARD I. BUXBAUM**  
Art Director

**ANDRE DUZANT**  
Technical Illustrator

**CARMEN VELAZQUEZ**  
Production Editor

**BETTY LOUISE KNOWLES**  
Editorial Assistant

Contributing Editors  
**Hal Chamberlin, Lou Garner, Glenn Hauser, Julian Hirsch, Forrest Mims**

**JEFF NEWMAN**  
Assistant to the Editor

**LINDA BLUM**  
Advertising Service Manager

**MARIE MAESTRI**  
Executive Assistant

**EDGAR W. HOPPER**  
Publishing Director

## Focus on Microcomputers

CHOOSING A COMPUTER FOR A VERY SMALL BUSINESS/ <i>John Zitz</i>	53
PERSONAL COMPUTERS/ <i>Ivan Berger</i>	57
HOW TO BUY A COMPUTER PRINTER/ <i>Alexander W. Burawa</i>	63
CP/M: THE STANDARD MICROCOMPUTER SOFTWARE INTERFACE?/ <i>Dorothy Siegel</i>	67

## Feature Articles

PRECISION REFERENCES FOR CURRENT & VOLTAGE/ <i>Joseph J. Carr</i>	87
<i>Practical circuits for checking accuracy of test instruments.</i>	
TEST YOUR ELECTRONICS INGENUITY/ <i>Robert G. Fleagle, Jr.</i>	91

## Construction Articles

RADIOTELETYPE READER FOR SHORTWAVE RECEIVERS, Part 1/ <i>George Steber</i>	39
<i>Theory and circuit operation.</i>	
ADD A CLIPPING INDICATOR TO YOUR AUDIO AMPLIFIER/ <i>Norman Parron</i>	75
<i>To protect speakers, simple circuit flashes a warning when clipping starts.</i>	
SOLID-STATE HUMIDITY CONTROL/ <i>Anthony J. Caristi</i>	81
<i>Increase your comfort while saving fuel.</i>	

## Columns

STEREO SCENE/ <i>Harold A. Rodgers</i>	14
<i>Specifications and Beyond.</i>	
HOBBY SCENE/ <i>John J. McVeigh</i>	90
EXPERIMENTER'S CORNER/ <i>Forrest M. Mims</i>	93
<i>Frequency-to-Voltage Converters.</i>	
DX LISTENING/ <i>Glenn Hauser</i>	104
<i>Revolution by Radio.</i>	
COMPUTER BITS/ <i>Hal Chamberlin</i>	110
<i>Computer Music</i>	
SOFTWARE SOURCES/ <i>Leslie Solomon</i>	112
PROJECT OF THE MONTH/ <i>Forrest M. Mims</i>	117
<i>CMOS Tone Sequencer.</i>	

## Julian Hirsch Audio Reports

MITSUBISHI MODEL DT-30 CASSETTE DECK	22
YAMAHA MODEL C-4 PREAMPLIFIER	26
ORTOFON CONCORDE 30 PHONO CARTRIDGE	30

## Electronic Product Test Report

REALISTIC MODEL DX-300 COMMUNICATION RECEIVER	98
---	----

## Departments

EDITORIAL/ <i>Art Salsberg</i>	4
<i>Let the Good Times Roll.</i>	
LETTERS	6
NEW PRODUCTS	8
NEW LITERATURE	13
OPERATION ASSIST	116
ADVERTISERS INDEX	135
PERSONAL ELECTRONICS NEWS	136

POPULAR ELECTRONICS (ISSN 0032-4485): Published monthly by Ziff-Davis Publishing Company, at One Park Avenue, New York, NY 10016. Philip B. Korsant, President, Selwyn Taubman, Treasurer; Philip Sine, Secretary. One year subscription, U.S. and Possessions, \$13.00; Canada, \$16.00; all other countries, \$18.00, cash orders only, payable in U.S. currency. COPYRIGHT © BY ZIFF-DAVIS PUBLISHING COMPANY. ALL RIGHTS RESERVED.

ZIFF-DAVIS PUBLISHING COMPANY  
Editorial and Executive Offices  
One Park Avenue, New York, New York 10016  
212-725-3500

Joseph E. Mesics (725-3568)  
John J. Corton (725-3578)

Bonnie B. Kaiser, Eastern Adv. Mgr., (725-3580)

Midwestern Office

Ted Welch  
Suite 1400, 180 N. Michigan Ave.,  
Chicago, IL 60601 (312-346-2600)

Western Office

9025 Wilshire Boulevard, Beverly Hills, CA 90211  
212-273-8050;

Western Representative: Norm Schindler  
7050 Owensmouth Ave., #209  
Canoga Park, CA 91303 (213-999-1414)

Japan: James Yagi, Oji Palace Aoyama;  
6-25, Minami Aoyama, 6 Chome, Minato-Ku,  
Tokyo, 407-1930/6821, 582-2851

ZIFF-DAVIS PUBLISHING COMPANY

Philip B. Korsant, President

Furman Hebb, Executive Vice President

Phillip T. Heffernan, Sr. Vice President

Edward D. Muhlfeld, Sr. Vice President

Philip Sine, Sr. Vice President, Secretary

Lawrence Spom, Vice President, Circulation and Marketing

Richard Friese, Sr. Vice President

Baird Davis, Vice President, Production

George Morrissey, Vice President

Sydney H. Rogers, Vice President

Sidney Holz, Vice President

Albert S. Traina, Vice President

Paul H. Chook, Vice President

Edgar W. Hopper, Vice President

Robert N. Bavier, Jr., Vice President

Selwyn Taubman, Treasurer

W. Bradford Briggs, Vice Chairman

ZIFF CORPORATION

William Ziff, Chairman

I. Martin Pompadur, President

Hershel B. Sarbin, Executive Vice President

POPULAR ELECTRONICS, November 1979, Volume 16, Number 5. Published monthly at One Park Avenue, New York, NY 10016. One year subscription rate for U.S. and Possessions, \$13.00; Canada, \$16.00; all other countries, \$18.00 (cash orders only, payable in U.S. currency). Second class postage paid at New York, NY and at additional mailing offices. Authorized as second class mail by the Post Office Department, Ottawa, Canada, and for payment of postage in cash.

POPULAR ELECTRONICS including ELECTRONICS WORLD. Trade Mark Registered. Indexed in the Reader's Guide to Periodical Literature.

COPYRIGHT © 1979 BY ZIFF-DAVIS PUBLISHING COMPANY. ALL RIGHTS RESERVED.

Ziff-Davis also publishes Boating, Car and Driver, Cycle, Flying, Popular Photography, Skiing, Stereo Review, Electronic Experimenter's Handbook, Tape Recording & Buying Guide, Stereo Directory & Buying Guide, and Communications Handbook.

Material in this publication may not be reproduced in any form without permission. Requests for permission should be directed to Jerry Schneider, Rights and Permissions, Ziff-Davis Publishing Co., One Park Ave., New York, NY 10016.

Editorial correspondence: POPULAR ELECTRONICS, 1 Park Ave., New York, NY 10016. Editorial contributions must be accompanied by return postage and will be handled with reasonable care; however, publisher assumes no responsibility for return or safety of manuscripts, art work, or models.

Forms 3579 and all subscription correspondence: POPULAR ELECTRONICS, Circulation Dept., P.O. Box 2774, Boulder, CO 80302. Please allow at least eight weeks for change of address. Include your old address, enclosing, if possible, an address label from a recent issue.

The publisher has no knowledge of any proprietary rights which will be violated by the making or using of any items disclosed in this issue.



## Editorial

### LET THE GOOD TIMES ROLL

With all the pessimistic talk about tightening our belts, entering an age of diminishing expectation, and so on, there are still many happenings to generate a sense of optimism. This is especially true for a trained person who is working. In essence, that's you, since our studies show that 72% of PE readers are college educated and only 0.3% of those in the work force are unemployed. That means that you have some discretionary income to take advantage of good buys.

What's a good buy? It's an undervalued commodity that will doubtlessly cost more in the near future. For example, if one always yearned to own a Cadillac automobile, they're available at this writing for almost what a dealer pays for them. Moving closer to an area within our editorial charter, there's a great opportunity to take advantage of slumping stereo component sales. The decline can be attributed to a variety of reasons, with high gasoline prices being one. But there's more to it. Expanding from \$1.7 billion in 1975 factory sales to almost \$4 billion in 1978, stereo attracted many new manufacturers and more equipment was produced to meet the sales growth challenge.

So, in essence, there's a natural oversupply at this particular time. This is bad for the companies and dealers, but very good for consumers. It causes dealers to offer bigger discounts in order to move out inventory for which they pay about 14% in interest rates! It also prompts audio manufacturers to offer cash discounts, extended payments, etc., which aggressive dealers pass on to the buying public.

Now let's briefly look at the computer field, the subject of a special focus this month. A small computer's CPU and main memory accounted for about 80% of the total price only a few years ago; now it amounts to only about 30%. Computer memory chip prices have declined fifty-fold since 1974. Dynamic RAMs have slid from two-cents/bit in '74 to 35-millicents/bit in '79! Some computer makers have been able to reduce costs owing to higher production volume. It all adds up to bargains for the buyer.

Price aside, there are technological advances that make today's electronic equipment vastly superior to earlier models. For instance, RCA just introduced a color TV receiver with a comb filter IC that eliminates the often distressing problem of shifting color on such objects as a man's bright multicolor tie . . . there are video cassette recorders with six hours recording time on one cassette . . . General Electric debuted a micro-processor-controlled AM/FM clock radio with keypad frequency selection and six intermixed (AM-FM) stations in memory.

So clearly there is a strong, bright economic light for many people who can afford to spend carefully now for merchandise they would likely buy at a later date, when it will cost so much more.

*Art Salsberg*

# The Personal Computer Line by OHIO SCIENTIFIC



## Personal Computers


**C1P: \$349** A dramatic breakthrough in price and performance. Features OSI's ultra-fast BASIC-in-ROM, full graphics display capability, and large library of software on cassette and disk, including entertainment programs, personal finance, small business, and home applications. It's a complete programmable computer system ready to go. Just plug-in a video monitor or TV through an RF converter, and be up and running. 15K total memory including 8K BASIC and 4K RAM—expandable to 8K.

**C1P MF: \$995** First floppy disk based computer for under \$1000! Same great features as the C1P plus more memory and instant program and data retrieval. Can be expanded to 32K static RAM and a second mini-floppy. It also supports a printer, modem, real time clock, and AC remote interface, as well as OS-65D V3.0 development disk operating system.

## Professional Portables

**C4P: \$698** The professional portable that has over three times the display capability of C1Ps. Features 32 x 64 character display in up to 16 colors, graphics, audio output, a DAC for voice and music generation, key pad and joystick interfaces. AC remote control interface and much more. Utilizes a 4-slot BUS (2 used in base machine), 8K BASIC-in-ROM, 8K of static RAM and audio cassette interface. Can be directly expanded to 32K static RAM and two mini-floppy disks.

**C4P MF: \$1695** The ultimate portable computer has all the features of the C4P plus real time clock, home security system interface, modem interface, printer interface, 16 parallel lines and an accessory BUS. The standard machine operates at twice the speed of currently available personal computers (with GT option it runs even faster!). The C4P MF starts with 24K RAM and a single mini-floppy and can be directly expanded to 48K and two mini-floppies. Available software includes games, personal, business, educational and home control applications programs as well as a real time operating system, word processor and a data base management system.



\* Monitors and cassette recorders not included. Ohio Scientific offers a combination TV/Monitor (AC-3P) for \$115.

## Home/Small Business Systems

**C8P: \$895** Same great features as the C4P in a tremendously expandable "main-frame package." Features over three times the expansion capability of the C4P for advanced home and demanding business applications. Can be expanded to 48K RAM, dual 8" floppies, hard (Winchester) disks and multiple I/O devices such as Voice I/O and a universal telephone interface.

**C8P DF: From \$2597** The ultimate Home/Very Small Business Computer at a personal computer price. Features 32K RAM (expandable to 48K) and dual 8" floppy disks (stores eight times as much information as a mini-floppy). Has all personal computer capabilities including 32 x 64 display, color graphics, sound, DAC, joystick interfaces, home features including real time clock, AC remote interface, home security and fire detection interface and can be expanded to include voice I/O and a universal telephone system for answering and initiating calls! Its large memory capability and 8" floppies allow it to run most Ohio Scientific business system software including a complete accounting system, word processor and information management system.

The C8P DF is designed to be the "Brains" of the home of the future and the small business office of the future!




CIRCLE NO. 48 ON FREE INFORMATION CARD

# OHIO SCIENTIFIC

1333 S. CHILLICOTHE RD., AURORA, OHIO 44202 (216) 562-3101

# \$140 Gets It All.



We just knocked down the last reasons for not going digital in a multimeter. Fast continuity measurement. And price.

Beckman's exclusive Insta-Ohms™ feature lets you do continuity checks as fast as the analogs. And Beckman's superior technology and experience let you own this beauty for such a reasonable price.


Of course you get a lot more. Like 7 functions and 29 ranges including 10 amp ac/dc current capability. 0.25% Vdc accuracy. In-circuit resistance measurements and diode/transistor test function. Two years' typical operation from a common 9-volt battery. In other words, all the features you want in one hand-held unit of exceptional good looks and design.

With 1500 Vdc overload protection, 100% instrument burn-in, plus rugged, impact-resistant case, you're assured of the utmost in dependability and long-term accuracy. You get a tough meter that keeps on going, no matter how tough the going gets.

So visit your dealer today and get your hands on the DMM that does it all. Or call (714) 871-4848, ext. 3651 for your nearest distributor.

## BECKMAN

CIRCLE NO. 10 ON FREE INFORMATION CARD



## Letters

### CAUTION

In Part One of "Space-Age Electronic Projects for Boats" (July 1979) an error was made in the instructions for fabricating the fresh-water probe pictured in Fig. 5. One should never use silicone-rubber adhesive or epoxy cements in any drinking or eating container. Silicone-rubber adhesive gives off arsenic and many epoxies give off a variety of toxic chemicals. One should only use aquarium-seal silicone (but not immersing it in the container for at least four days from the time the probe is fabricated to render it nontoxic) or an epoxy cement that specifically states on the package that it is nontoxic.—Bob Dormer, Philadelphia, PA.

The answer to this problem is contained in the reader's last statement, "... an epoxy (or silicone) cement that specifically states on the package that it is nontoxic." In checking with the General Electric Co., we find that its silicone adhesive products are marked according to the state laws in which they are sold as to usability in connection with containers of potable liquids. If there is any question concerning use of a silicone adhesive, the Engineering Department of the Silicone Products Dept., General Electric Co., Watford, NY, will be able to supply the answer.—Ed.

### ANNIVERSARY CONGRATULATIONS

Congratulations on reaching your silver anniversary, POPULAR ELECTRONICS! From your first issue back in October 1954 to the present, PE has consistently represented the forefront of the electronics hobby. If the past 25 years is any indication of the future, I'm sure the next 25 years will be equally stellar.—Will Hobbs, Portland, OR.

## Out of Tune

### OUT OF TUNE

In "Audio Power Meter," October 1979, the resistor connected to pin 5 of IC2B should be R27 and there should be no connection between its other end (point L) and R26. The pc pattern is correct. The meter, M1, should be 0-1 mA as in the Parts List, not 0-1  $\mu$ A. Also, in the Parts List, S3 should be listed as a spdt not spst switch. Under Calibration, in the text on page 67, at the top of the third column, after applying the 6.0-V signal to R3 and R4, add the instruction to adjust R8 to obtain a null on the meter. Then remove the signal from R3 and R4 and remove power.

In "NASA Motor-Control Circuit Cuts Electric Cost" (October 1979), in Fig. 2, the center tap of T1 should be connected to the bottom of R1, not the top.

POPULAR ELECTRONICS

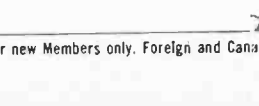

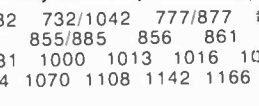
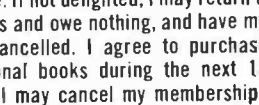
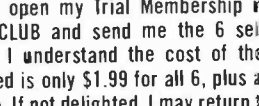



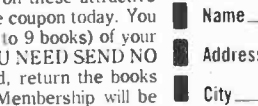
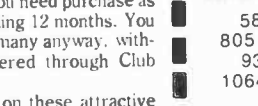
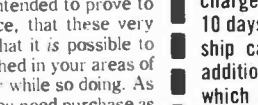

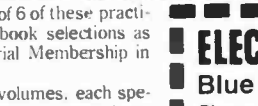
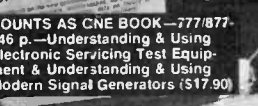
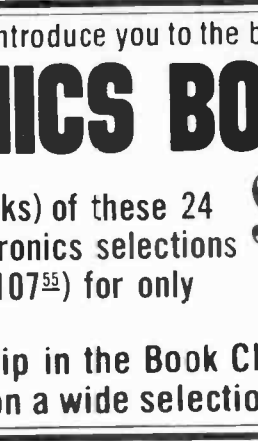

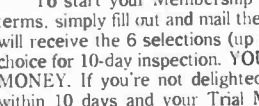
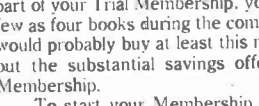
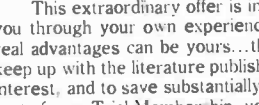
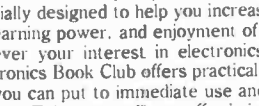
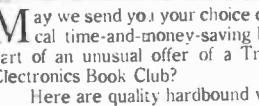
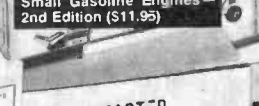
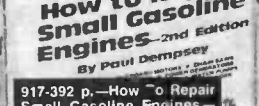

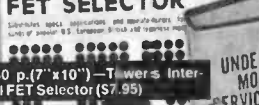
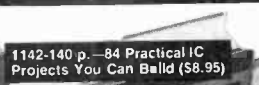
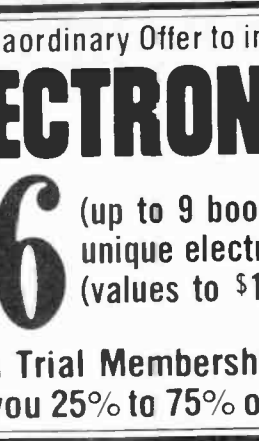
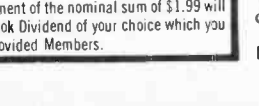
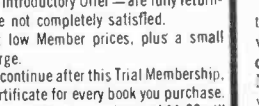
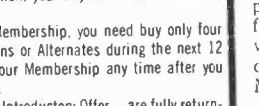
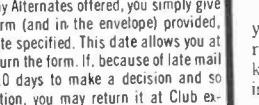
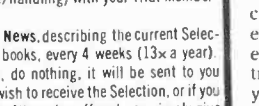

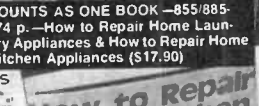
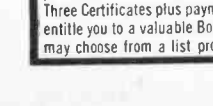
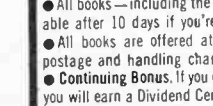
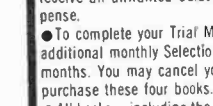
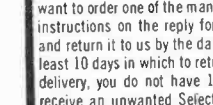
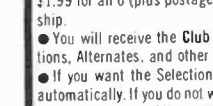
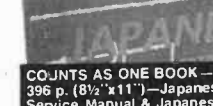
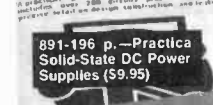
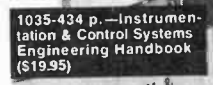



An Extraordinary Offer to introduce you to the benefits of Membership in

# ELECTRONICS BOOK CLUB

take any **6** (up to 9 books) of these 24 **\$1.99** for **ALL SIX** (values to \$107<sup>55</sup>) for only

with a Trial Membership in the Book Club that guarantees to save you 25% to 75% on a wide selection of electronics books



## Facts About Club Membership

- The 6 introductory book selections of your choice carry publisher's retail prices of up to \$107.55. They are yours for only \$1.99 for all 6 (plus postage/handling) with your Trial Membership.
- You will receive the Club News, describing the current Selections, Alternates, and other books, every 4 weeks (13x a year).
- If you want the Selection, do nothing. It will be sent to you automatically. If you do not wish to receive the Selection, or if you want to order one of the many Alternates offered, you simply give instructions on the reply form (and in the envelope) provided, and return it to us by the date specified. This date allows you at least 10 days in which to return the form. If, because of late mail delivery, you do not have 10 days to make a decision and so receive an unwanted Selection, you may return it at Club expense.
- To complete your Trial Membership, you need buy only four additional monthly Selections or Alternates during the next 12 months. You may cancel your Membership any time after you purchase these four books.
- All books—including the Introductory Offer—are fully returnable after 10 days if you're not completely satisfied.
- All books are offered at low Member prices, plus a small postage and handling charge.
- Continuing Bonus. If you continue after this Trial Membership, you will earn a Dividend Certificate for every book you purchase. Three Certificates plus payment of the nominal sum of \$1.99 will entitle you to a valuable Book Dividend of your choice which you may choose from a list provided Members.

May we send you your choice of 6 of these practical time-and-money-saving book selections as part of an unusual offer of a Trial Membership in Electronics Book Club?

Here are quality hardbound volumes, each specially designed to help you increase your know-how, earning power, and enjoyment of electronics. Whatever your interest in electronics, you'll find Electronics Book Club offers practical, quality books that you can put to immediate use and benefit.

This extraordinary offer is intended to prove to you through your own experience, that these very real advantages can be yours...that it is possible to keep up with the literature published in your areas of interest, and to save substantially while so doing. As part of your Trial Membership, you need purchase as few as four books during the coming 12 months. You would probably buy at least this many anyway, without the substantial savings offered through Club Membership.

To start your Membership on these attractive terms, simply fill out and mail the coupon today. You will receive the 6 selections (up to 9 books) of your choice for 10-day inspection. YOU NEED SEND NO MONEY. If you're not delighted, return the books within 10 days and your Trial Membership will be cancelled without cost or obligation.

ELECTRONICS BOOK CLUB, Blue Ridge Summit, Pa. 17214  
CIRCLE NO. 26 ON FREE INFORMATION CARD

## ELECTRONICS BOOK CLUB

Blue Ridge Summit, Pa. 17214

Please open my Trial Membership in ELECTRONICS BOOK CLUB and send me the 6 selections circled below. I understand the cost of the books I have selected is only \$1.99 for all 6, plus a small shipping charge. If not delighted, I may return the books within 10 days and owe nothing, and have my Trial Membership cancelled. I agree to purchase at least four additional books during the next 12 months, after which I may cancel my membership at any time.

582 732/1042 777/877 801 804  
805 855/885 856 861 891 917  
931 1000 1013 1016 1035 1063  
1064 1070 1108 1142 1166 1178 1241

Name \_\_\_\_\_ Phone \_\_\_\_\_


Address \_\_\_\_\_

City \_\_\_\_\_

State \_\_\_\_\_ Zip \_\_\_\_\_

(Valid for new Members only. Foreign and Canada add 15%.) PE-119

**Now!**



**A tool buddy  
for everybody!**



**Xcelite<sup>®</sup>**

**MULTI-PURPOSE  
TOOL KIT presents  
your 11 most  
used tools.**

Professional or hobbyist, reach out your hand. Xcelite tool buddy TKX-11 has just the tool you want for tinkering, maintenance, or repair. Six different drivers — pocket clip, stubby, and regular — for slotted, Phillips, hex head screws and nuts. 10-foot inch/metric rule. Wire stripper/cutter. 6" slip joint plier, long nose plier with side cutter, adjustable wrench.

Compact, durable, double-wall caddy compartmented for easy choice and storage. A buddy you'll keep by your side.

**New Gift Idea!** For all occasions.

*In stock at leading electronic distributors . . . nationwide.*

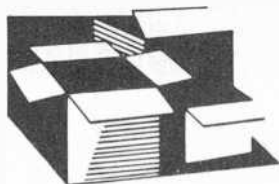


**The Cooper Group  
Electronics Division**

WELLER\*·WISS\*·XCELITE\*

P.O. BOX 728, APEX, NORTH CAROLINA 27502, 919/362-7511

CIRCLE NO. 16 ON FREE INFORMATION CARD



## New Products

*Additional information on new products covered in this section is available from the manufacturers. Either circle the item's code number on the Free Information Card or write to the manufacturer at the address given.*

### "Smart" Video Terminal

The SuperBrain Video Computer, an intelligent video terminal system, has been introduced by Intertec Data Systems. Designed around twin Z-80 microprocessors SuperBrain is a complete microprocessor



system aimed at small-business applications. Standard features include, two double-density 5¼" floppy-disk drives with 320,000 bytes of storage, 48K bytes of user-programmable RAM expandable to 64K, an S-100 bus adaptor, an RS-232C communications port, a full ASCII keyboard with numeric pad and function keys, and a CP/M-based disk operating system with text editor, assembler, and debugger. Compatible software is available in BASIC, FORTRAN, COBOL, and APL. \$2,995.

CIRCLE NO. 88 ON FREE INFORMATION CARD


### Automatic Multiple/Single-Play Turntable

Garrard's new GT-350 is designed to play one record or a stack of records fully automatically while maintaining rumble of 68 dB (DIN B) and wow and flutter of 0.06%. Its tonearm and headshell together weigh 12 grams. Using a dc, servo-controlled motor coupled to a die-cast aluminum alloy platter by a precision-ground elastic belt, the GT-350 features electronically variable speed. The use of Delglide (a special self-lubricating plastic) in the system that controls automatic functions is said to produce extremely smooth changing cycles. Controls are grouped on the front panel.

CIRCLE NO. 89 ON FREE INFORMATION CARD

### Printed-Circuit Breadboard

Continental Specialties Corporation has introduced a product to ease the transition from breadboard to final circuit. The Experimentor Matchboard is a printed-circuit



version of the company's solderless breadboard, emulating the hole and contact pattern with the hole-indexing letters and numbers that are molded into the breadboard silkscreened instead on the component side of the pc board. The EXP-300PC Matchboard, geometrically equivalent to the EXP-300 solderless breadboard, costs \$2.69.

CIRCLE NO. 91 ON FREE INFORMATION CARD


### Counter with Computer Control

Model PM6667, a portable microprocessor-based frequency counter, has been introduced by Philips Test and Measuring Instruments. The counter spans the range from 10 Hz to 120 MHz, offering 15 mV sensitivity and automatic triggering on all waveforms. Measuring time can be set for one second (with seven-digit resolution) or 200 ms (with six-digit resolution). For low-frequency measurements, the microprocessor eliminates the customary  $\pm 1$ -Hz error and makes long gate times unnecessary. Aging of the internal crystal oscillator causes frequency drift of less than 5 parts in  $10^7$  per month. In addition, the counter contains self-diagnostic capabilities. \$425.

CIRCLE NO. 92 ON FREE INFORMATION CARD

### Solder Station

A combination soldering-iron stand and controlled-feed holder for standard spools



of solder or wire has been introduced by PanaVise Products. The Solder Station can be used as a free-standing unit attached to a bench or wall or can be attached to a PanaVise Tray Base and used in conjunction with a PanaVise pc board holder to form a work center. Able to accommodate a 25-watt iron, the Solder Station can easily be adapted to left-handed use. \$5.00

CIRCLE NO. 93 ON FREE INFORMATION CARD

*(Continued on page 10)*

# Cordless Wonder

*For \$89.95 the Mura cordless telephone sounds like a bargain. But wait until you hear about its many disadvantages.*



*The Mura cordless telephone represents a major breakthrough in telephone technology.*

It's about time. For years you've seen ads for cordless telephones selling for between three and four hundred dollars.

Now through some very clever planning and a sprinkle of new technology, Mura Corporation has come up with a cordless telephone that sells for \$89.95. However, it has major disadvantages that could totally discourage you from buying the system—but more on that later.

#### ONLY IN AMERICA

The Mura weighs only 12 ounces and measures 1½"x 2¾"x 6½". The system includes a base unit that plugs into your telephone jack. You carry your cordless telephone with you and when your phone rings, you press a button and answer. And you can talk to anyone as long as you remain within 400 feet of the base unit.

But wait. We mentioned that the phone had major disadvantages. And it does. But first, let's outline some of its major advantages.

**Convenience** You don't need an extension telephone. With the Pocket Phone you have an extension phone that you can take with you—in the bath, in the den, in the garden, or to your neighbors.

**Intercom** You can use the base unit to page the person holding the cordless telephone. For example, if you're in your office and someone outside has the unit, you can press a button on the base unit and buzz the portable phone—just like on an intercom. Simply by talking on the phone plugged into your base unit, you can talk with someone on the remote phone. It's ideal for home or factory use.

**Price** The cost of the Mura remote telephone is only \$89.95. Compare this price not only with the cost of other \$300 remote telephones but with conventional phones as well, and you can appreciate what a major breakthrough the Mura system represents. But there's more.

You can plug any conventional phone into the base unit and carry on a three-way conversation. You can answer a call at the base unit and signal the remote unit to pick up the line. You can cut out the remote phone from the base unit if you want to keep a conversation private.

#### TALK OF VALUE

You can carry the cordless telephone with you with its antenna collapsed and the battery on standby. When a call beeps your unit, you simply extend the antenna, turn the power on, and start to talk.

The unit is FCC approved for connection directly into your telephone line. If you don't

have a four-pronged jack or a modular connector, simply call your telephone company. They'll promptly install a jack for you and the cost will be around \$15 or less depending on your location.

#### NOW THE CATCH

We mentioned that there was a catch—a few major disadvantages that you, as the consumer, should know about before you consider purchasing this product. Here they are:

**Forget About Dialing** The new Mura Pocket Phone can't dial out. It only receives calls. To many people, this doesn't matter because 90% of remote phones are used to receive calls and not to place them. By eliminating the dial, Mura has cleverly saved consumers hundreds of dollars.

**Forget About Steel Walls** The Mura unit won't penetrate them. This means that if you want to use your phone in a factory with metal walls, your unit won't work. But for most factories and practically all homes, the unit is ideal.

**Forget About Snooping** The unit has only a 400 foot range. At first this might seem awfully short, but nobody can snoop in on your conversations if that person is beyond this range, and 400 feet is more than enough for most applications. Most cordless telephones operate in the 27 megahertz range—the same frequency area used for citizen band radios.



*The base unit for the Mura can also be used as a personal paging system or intercom.*

The Mura uses the 49 megahertz range. This frequency has clearer reception with practically no interference.

The above are the disadvantages. For 90% of you, they don't mean a thing. For those 10% of you who need a dial, we would recommend the more expensive cordless telephones.

But for those of you who will accept its disadvantages, you'll be in store for the greatest idea in telephone convenience since the

cordless telephone was first introduced. In fact, rather than install an extension phone, why not consider the Mura instead?

#### TRY IT FIRST

We suggest you try the Mura Cordless telephone system in your own home, office or factory. Use it for 30 days. Take the phone to your next door neighbor's house or with you to the bathroom while you take a shower or bath. Take it with you on your patio or balcony, or bring it in your garden as you work. Use it in your factory as an intercom or in your office as a remote telephone.

After you've given it a thorough test, then decide if you want to keep it. If not, no problem. Simply return your system for a prompt and courteous refund including your \$3.50 postage and handling. You can't lose.

#### HERE'S THE WAY

To order your unit for a 30-day test, simply send your check for \$89.95 plus \$3.50 postage and handling to JS&A Group, Inc., One JS&A Plaza, Northbrook, Illinois 60062. (Illinois residents please add 5% sales tax.) Credit card buyers, call our toll-free number below. We'll send your base unit, cordless telephone, rechargeable batteries, recharger, complete instructions, our 90-day limited warranty, and the address of the closest Mura Service Center or service-by-mail station.

Your unit is backed by Mura Corporation, a 17-year old company famous for their microphones, headsets, and other audio products. JS&A is America's largest single source of space-age products—further assurance that your modest investment is well-protected.

Very often when a product's disadvantages aren't made clear to the consumer, that product ends up being a disappointment. By explaining the major disadvantages of the Mura cordless telephone, not only are we avoiding a possible disappointment, we're proving just how great a product it really is. Order a Mura cordless telephone at no obligation today.

**JS&A** PRODUCTS  
THAT THINK®

Dept. PE One JS&A Plaza  
Northbrook, Ill. 60062 (312) 564-7000  
Call TOLL-FREE ..... 800 323-6400  
In Illinois Call ..... (312) 564-7000  
©JS&A Group, Inc., 1979

# New Super SCORPION™

**When you're  
deadly serious about  
CB antenna performance.**

**No other 60" full-range mobile CB antenna  
offers all these quality and  
reliability features!**

**Full 60" radiator.** Much greater radiating surface than conventional base loaded mobile antennas—over 33% increase in "mileage gain."

**"Static Ball" tip** for dissipation of wind static charge. Protects garage doors from nicking and grooving.

**17-7PH stainless steel TAPERED whip.** Less pattern distortion due to lower wind drag at highway speeds. No tuning required, VSWR less than 1 to 1.5.

**Stainless steel shock spring** absorbs blows from branches, garage doors.

**Heavy duty coil.** Precision-wound of 12 gauge, enamel-coated copper wire for high efficiency and reserve power capability.


**Antenna Specialists' LEVERLOK™ quick release.** Firm, positive electrical and mechanical connection, instant disconnect, with the twist of a lever.

**Tough, high-impact LEXAN® base** in clean, contemporary design for maximum protection of loading coil. Mounts easily on roof or trunk lip.

LEXAN is a registered trademark of General Electric Co.

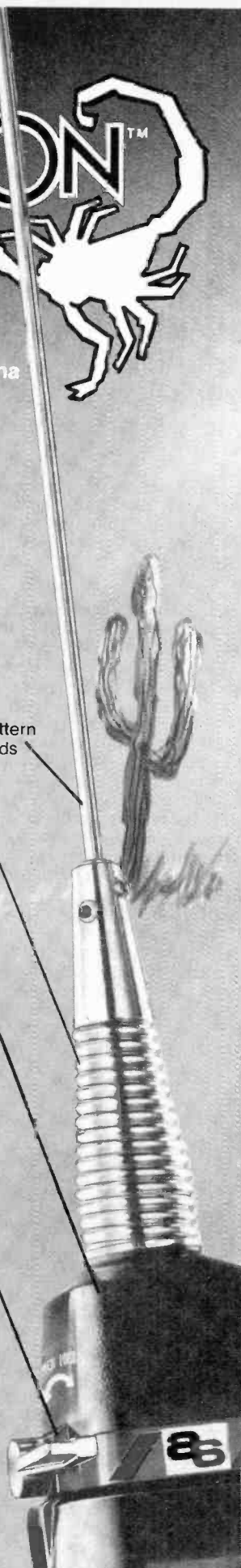
**Full 17' of professional grade coaxial cable RG-58U** with maximum braid coverage for best shielding, lowest signal loss. In-line miniature connector simplifies installation.

**Five year limited warranty**—our assurance of utmost quality of design, construction and reliability.

**the antenna specialists co.** 

a member of The Allen Group Inc.  
12435 Euclid Ave., Cleveland, Ohio 44106

Export: 2200 Shames Drive, Westbury, L.I., New York 11590  
Canada: A. C. Simmonds & Sons, Ltd.



## NEW PRODUCTS (continued)

### DC Integrated Amplifier

Leading Akai's new line of integrated amplifiers is the Model Am-2850, rated at 85 watts per channel continuous power into 8 ohms, 20-20,000 Hz with no more than 0.08% total harmonic distortion. Capable of accommodating three speaker systems, the amplifier includes a power meter, audio muting, low- and high-cut filters, loudness compensation, and tone controls for bass, treble, and midrange. The unit weighs 34.5 lb (15.7 kg) and measures 17.3" W x 6.7" H x 16.9" D (440 x 170 x 429 mm). \$465.  
CIRCLE NO. 94 ON FREE INFORMATION CARD

### 25-54-MHz Mobile Antenna

Antenna Inc.'s Model 41919 is a quarter-wave low-band (25-54 MHz) mobile antenna for business and municipal applications. Featuring a swivel ball, spring, and 96" (2.43-m) whip, all of stainless steel, the



unit is supplied with 20 ft (6.1 m) of RG-58/U coaxial cable and connectors. Performance specifications include 200-watt power capability, unity gain, nominal impedance of 50 ohms, and VSWR of 1.5:1 or less.

CIRCLE NO. 95 ON FREE INFORMATION CARD

### Miniature Loudspeaker

Qysonic Research has introduced the Qy-sonic Spree, a miniature loudspeaker with a rated frequency response of 55-22,000 Hz, ±3 dB under free-field (anechoic) conditions. Rated to handle 40 watts per channel continuous power and 100 watts peak, the Spree is said to be able to operate with as little as 10 watts per channel continuous. The system, whose impedance is given as 4 to 10 ohms (6 ohms nominal), measures 17" x 6" x 5½" (432 x 165 x 140 mm). The Spree is a two-way design using a pair of woofers and a single tweeter. \$139.

CIRCLE NO. 96 ON FREE INFORMATION CARD

(continued on page 12)



# NASA Hits

*A new invention by America's space agency will help all Americans save energy and make some companies very wealthy.*

Exxon has it. So does about a dozen other manufacturers. And if our hunches are correct, a new space-age product invented by NASA may not only save Americans millions of dollars but make fortunes for the companies that sell it.

The new NASA invention uses the latest space-age technology to save energy. Your refrigerator for example, is a major energy user. With this new device, your refrigerator compressor will run quieter, there will be considerably less heat generated from the motor, and it will run more efficiently saving at least 30% in energy.

The invention requires no installation. Just plug it into your outlet and plug your refrigerator into the device.

## OVER PRICED UNIT

But there's a catch. Most manufacturers sell the device for as much as \$200. Using it with your refrigerator, it will take many years before it will pay dividends. On a powerful motor, however, the device will pay for itself in a matter of months.

Manufacturers who have announced their units are selling them like hot cakes. Although you may have heard a great deal of publicity about the product, you may not have seen any advertising because most manufacturers are currently sold out.

Watch for it! We predict great success for all those associated with the product. The power-saving device invented by NASA is a big hit. It will grow in popularity and save energy and make many companies very successful.

## A SMALL COMPANY

There is one small company however, that is credited with improving the device and developing it for the consumer market. Called ERI (Electronic Relays, Inc.) the company has developed several models to service specific products such as a refrigerator, a washing machine, dishwasher, swimming pool and a typewriter.

This small company actually improved the NASA invention by adding its own refinements. ERI had a great deal of experience in solid state relays which use TRIACs and integrated circuits—two important elements in the NASA invention. A TRIAC is a bidirectional thyristor which controls AC from a single control input. TRIACs also produce a great deal of heat.

ERI's experience taught them how to control the TRIAC and its heat dissipation and thus they were able to reduce the device's cost through more efficient handling of the heat problem. They were already one of the nation's largest purchasers of TRIACs—thus

their costs were already low.

## NATIONAL PUBLICITY

They called their product, the Power Chopper and sent a sample to a national magazine for their review. In several tests, the device out-performed even the claims made by the manufacturer and the magazine ran a glowing article on their findings.

The manufacturer felt that the product might at first be misleading. Although it does save 30% on energy and in many cases up to 60%, ERI felt most consumers would expect a 30% reduction in their total electric bill—which of course the product will not do. Consumers will only get a 30% savings on the particular appliance used with the Power Chopper.

## STILL PESSIMISTIC


The manufacturer also felt that the product was primarily for the industrial market—restaurants with large banks of refrigerators. The consumer must wait over one year before the device would pay for itself. And finally, the manufacturer did not feel that the consumer would respond in great numbers to the article which ran in the July, 1979 edition of a popular magazine.

Well, the consumer did respond. So much so that the small manufacturer, with absolutely no marketing staff, was buried with mail. The president of ERI called JS&A to help him out.

## TEST ONE YOURSELF

We agreed to offer the Power Chopper to the consumer market for \$29.95—a major price breakthrough for the product.

Even if Exxon lowers their prices considerably, they'll never come close to the low cost of the Power Chopper. ERI's expertise with the TRIAC and JS&A's direct-to-consumer marketing, make the new NASA invention a practical power-saving accessory for every home.



*The sophisticated electronics of the Power Chopper consist of a TRIAC, two integrated circuits and several solid-state devices.*

We urge you to simply test just the refrigerator module. Order one from JS&A on a 30-day no-obligation trial. In the meantime, while you are waiting for your unit, feel the heat generated from the bottom of your refrigerator. Listen to the sound level of your compressor.

When the Power Chopper arrives, plug it in and notice how much quieter and cooler your refrigerator runs. See how much less time the compressor must run. The compressor not

only will run more efficiently but will save energy every day you use it.

## AWARD WINNER

If after 30 days you are not convinced that the Power Chopper will save you energy and money while making your refrigerator run smoother, then just unplug it and send it back for a prompt and courteous refund, including the \$2.50 postage and handling. But if you've definitely noticed the difference, you'll want to purchase more units for the remainder of your motor-based appliances.

JS&A feels that ERI's technology, their improved NASA design and their low manufacturing costs will catapult them to the forefront of those introducing the new NASA invention. ERI's Power Chopper is one of the nation's major new innovative products and just recently won the Industrial Research IR-100 Award.

To order your Refrigerator Power Chopper, send **\$29.95** for each unit plus \$2.50 for postage and handling to JS&A Group, Inc., One JS&A Plaza, Northbrook, Illinois 60062. (Illinois residents please add 5% sales tax.) Credit card buyers may call our toll-free number below. We'll send your Refrigerator Power Chopper, one-year limited warranty and you'll be ready to save. If you wish to order additional units for other appliances at \$29.95, you may, but we suggest you test the refrigerator module first and totally convince yourself.

## GOVERNMENT REBATE

Purchase of the Power Chopper entitles you to a full 15% energy tax credit on your income tax return. It's like having the government give you a \$4.50 rebate.

JS&A is America's largest single source of space-age products—further assurance that your purchase will be backed by service for years to come.

NASA technology was responsible for the development of the integrated circuit and many other space-age products. Their latest product could not have been developed at a better time. Start saving and order a Power Chopper at no obligation, today.


**JS&A** PRODUCTS  
THAT  
THINK®

Dept. PE One JS&A Plaza  
Northbrook, Ill. 60062 (312) 564-7000  
Call TOLL-FREE ..... 800 323-6400  
In Illinois Call ..... (312) 564-7000  
©JS&A Group, Inc., 1979

## "No-Frills" Personal Computer

The Model One Benchmark computer from Interact Electronics is designed around the same 16K-memory processor as the company's more expensive machines, but is tailored for the first-time user. It includes a full-sized keyboard, a built-in cassette deck, and a TV connector cable and r-f switchbox. Included with the computer is a program tape for Edu-Basic, a simplified form of BASIC that uses normal English to introduce the neophyte to programming. Peripheral interface, raised keyboard, entertainment controllers, and additional program tapes can be added as options to expand the machine's capabilities. \$450.

CIRCLE NO. 97 ON FREE INFORMATION CARD



and structure-borne vibrations by as much as 20 dB. \$22.

CIRCLE NO. 98 ON FREE INFORMATION CARD



sion/expansion ratio is 2:1 (in decibels), and no matching to a standard level is required. According to Sanyo, any cassette deck with S/N of 50 dB or better will achieve the full 40 dB of noise reduction. \$361.

CIRCLE NO. 99 ON FREE INFORMATION CARD

## Turntable Isolators


DiscFoot, Discwasher's latest turntable accessory, is said to be unique in that it is the only isolation system that works in conjunction with the turntable's own feet. The system comprises four of the following: isolation feet, furniture protection sheets, platform caps (for attachment to turntable feet), and foam damping pads (to accommodate certain turntables). According to the manufacturer, DiscFoot reduces airborne acoustic feedback by up to 25 dB

## Compander for Tape Recording

Sanyo has made available a new compander system designed for use with cassette decks. Offering a claimed 40 dB of noise reduction, the new device is said to have frequency response of 10-30,000 Hz,  $\pm 1$  dB and total harmonic distortion of 0.08%. The Plus N-55 Super D, as the unit is called, splits the incoming audio signal into two bands before processing it. This is said to allow attack and decay times to be optimized and minimize "breathing" (modulation of noise components). Compres-

## Wire-Wrap Jumpers

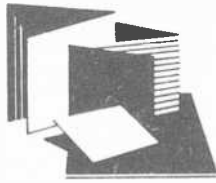
American Data Cable, Inc. has announced an expanded line of "Wire-Wrap jumper cables" designed to make temporary connections between 0.025" square terminal posts, such as those often found in IC sockets and printed-circuit connectors. The jumpers can also be used to connect small components such as diodes, resistors, and capacitors. "Multipoint jumpers," newly added to the line, are Wire-Wrap jumpers strung in electrically continuous chains at regular spacings of 1" to 6". All jumpers are fully insulated and said to be capable of installation in a few seconds. Address: American Data Cable, Inc., 903 San Antonio Rd., Los Altos, CA 94022.



For A Demonstration Or Further Information Contact Your Local Computer Store.

**Exidy**  
inc.

# 1



# New Literature

## RCA COSMAC COMPUTER SYSTEMS

A 12-page booklet "COSMAC Microboard Computer Systems," CMB-250, describes RCA's hardware for microprocessor-based equipment including three computer systems, four memories, five I/O modules, and two multi-board prototyping systems. Microboard units are on 4.5-by-7.5-inch pc boards. Each computer system contains a CDP1802 COSMAC microprocessor, a clock, read-write memory, etc. Using low-power CMOS, the units operate from a 5-volt supply. Address: RCA Solid State Div., Box 3200, Somerville, NJ 08876.

## SLIDE RULE MICROPHONE SELECTORS

Audio-Technica has made available three slide-rule microphone selectors to help recordists, sound installers and musicians choose and position microphones for sound rein-

forcement and recording. The devices provide such information as what microphones are most suitable for particular sources, where they should be placed, the number of mikes needed, as well as the sound frequency range of 26 instruments, voices, and complete bands. Order slide rules (\$2.00 each) by type: recording, sound reinforcement, or artists series. Address: Audio-Technica U. S., Inc., 33 Shiawassee Ave., Fairlawn, OH 44313.

## WORD-PROCESSING SUPPLIES

An 84-page "Guide to Word Processing Accessories and Supplies, 1979 Edition" describes almost 1600 items available from American Word Processing Co. Included are diskette and mini-diskette storage systems, anti-static mats, CRT work stations, etc. Address: American Word Processing Co., 18730 Oxnard St., Tarzana, CA 91356.

## SPEAKER KIT CATALOG

Speakerlab's new catalog features its Subwoofer Drive System 1000 (with a 130-watt amplifier that incorporates equalization and adjustable crossover from 40 to 180 Hz); mid-range and tweeter horns using its recently developed Wave Aperture™ principle; and the Nestorovic Woofer System. Many other speaker kits are included in the 48-page catalog. Address: Speakerlab, 735 N. Northlake Way, Seattle, WA 98103.

## SOLAR HEATING EFFECTIVENESS MAPS.

The National Oceanic and Atmospheric Administration has prepared a series of maps to be used in estimating the economic feasibility of solar heating in different locations in the 48 conterminous United States. They show distribution of relative effective solar heating (average solar energy/heating demand) for the January and November through April heating seasons. Based on data updated to 1976, the maps indicate, for example, that effective solar heating in January is 40 times greater in Miami, FL, than in northern parts of the country. Address: Environmental Science Information Center, D811, Environmental Data and Information Service, NOAA, Rockville, MD 20852, Att: W. E. Hardy. Request SEN-79, Figs. 1A & B.


## B&K-PRECISION INSTRUMENTS

The BK-80 48-page catalog describes oscilloscopes, frequency counters, digital and analog multimeters, function and r-f signal generators, capacitance meters, probes, semiconductor testers, power supplies, and other instruments. Featured are four new 5" and two new 3" scopes and a 3½-digit DMM with LCD readout and 0.1% accuracy. Address: B&K-Precision, Dynascan Corp., 6460 W. Cortland St., Chicago, IL 60635.

	TEXAS EXIDY SORCERER	INSTRUMENTS 99/4	ATARI 800	APPLE II	COMPUCOLOR MOD III	COMMODORE PET	TANDY TRS-80
* FEATURES							
Price of Minimum Configuration	\$995	\$1150	\$999.99	\$1150	\$1495	\$795	\$599
Computer Type	Z80	9900	6502	6502	8080	6502	Z80
Maximum RAM in Unit	48K	16K	49.1K	48K	32K	8K	16K
ROM Supplied	12K	26K	16K	8K	17K	14K	4K
Display	B/W	Color	Color	Color	Color	B/W	B/W
CHAR/Line	64	32	40	40	64	40	64/32
Line/Screen	30	24	24	24	16/32	25	16
Graphic Resolution	512/240	192/256	380/192	280/192	128/128	320/200	128/48
Keyboard	79 Key Typewriter	40 Key Calculator	57 Key Typewriter	52 Key Typewriter	77 Key Typewriter	73 Key Calculator	53 Key Typewriter
Lower Case Standard	Yes	No	No	No	No	No	No
Numeric Keypad Standard	Yes	No	No	No	Yes	Yes	No
Programmable Characters Standard	128	No	No	No	No	No	No
I/O Electronics Included	Dual Cassette RS232 Communications 8 Bit Parallel	Joystick Sound	Joystick Serial Single Cassette	Single Cassette Joystick	Single Disk RS232 Communication	Single Cassette IEEE 488	Single Cassette
Expansion Bus	S-100	No	No	Yes	Yes	IEEE 488 Daisy Chain	Yes
Disk Available	630K Byte	No	92K Byte	116K Byte	51.2K Byte	125K Byte	45K Byte
System Software Available	ROM Basic ROM Assembler ROM Word Processor CPM EXT. Basic CPM Fortran CPM Cobol CPM APL CPM Pascal	ROM Basic	ROM Basic ROM Assembler	ROM Basic Disk Basic Pascal	Disk Basic	ROM Basic Disk Basic	ROM Basic Disk Basic Cassette Assembler

\*Prices and specifications available June 1979.

390 Java Ave. Sunnyvale CA. 94086 (408) 734-9410



# Stereo Scene

By Harold A. Rodgers  
Senior Editor

## SPECIFICATIONS AND BEYOND

**N**O ONE, it seems, wants to be accused of specmanship these days. Manufacturers typically profess interest in sound quality, but "just in case someone wants to know what the product does in objective terms..." Or: "We wouldn't bother much with specs, but the competition..." Ironically, actions taken by the Federal Trade Commission to keep specs from being stated in a misleading way have resulted in uniformly forthright disclosures that are still often misleading—but now with a government imprimatur. Worse yet, the inapplicability of certain customary specs to real-world conditions can deceive customers as easily as did misrepresentations of the past.

Knowing the power delivered to a loudspeaker, for example, may tell you what kind of heat stress is applied to the voice coil, but is less than informative about the system's sonic performance. Moreover, a given number of watts does not even correspond to a fixed sound pressure level, for the efficiency of a loudspeaker varies with frequency. In addition, because speaker impedance also varies with frequency, it becomes difficult to tell how much power any wideband (or complex) music signal will cause the amp to deliver.

Though it may seem that this situation is problematic for amplifier and loudspeaker designers, in reality it is not. Amplifier engineers design their products to exhibit very low output impedances—making them, in effect, idealized, voltage-controlled voltage sources. Loudspeaker engineers, for their part, design products for flat output (sonic) power with respect to input voltage as none of them really cares how much power the amplifier produces or how much the speaker draws.

The fact that power varies as the square of voltage and that amplifiers of higher power must also be capable of sourcing greater output voltages may lead some people to believe that this argument is without practical consequences. However, as soon as we consider the effects of load impedance it becomes plain that this is not the case. The very requirement that a power rating be qualified by a load impedance, for example "75 watts into 8 ohms," is a dead giveaway that the amplifier is primarily a voltage source. A voltage source whose power output is defined by  $V^2/Z$ , where  $V$  is voltage and  $Z$  impedance, delivers whatever current is necessary to develop the required voltage drop across the load. A current source will apply whatever voltage is necessary to pass rated current through the load; its power output is  $I^2Z$ , where  $I$  is

current. From a power source, the product of the current and voltage fed to a load would remain constant, regardless of impedance.

**Pitfalls of Power.** One reasonable requirement that should be demanded of whatever number is used to represent the ability of an amp to energize a loudspeaker is *consistency*. That is, with any given speaker, the amplifier with the larger rating should be capable of delivering the highest SPLs. An example will demonstrate that with present specification methods this is not always true.

Let's consider two amplifiers, one rated to deliver 100 watts into an 8-ohm load at some suitably low level of distortion, and the other able to deliver 120 watts under the same conditions. The first delivers a maximum of 28.3 volts rms, the second 31 volts rms. Let's assume further that the "120-watt" amp goes into current limiting at 3.9 amperes, while the "100-watt" component can source a maximum current of, say, 4.5 amperes.

Now let's connect a nominal 4-ohm speaker with a dip 3.1 ohms right in the midrange to each amplifier in turn. (Speakers exhibiting such impedance dips are not rare.) Clearly, applying the 31-volt output of the second amp to this speaker would result in a current of 10 amperes, well beyond its limiting threshold. To stay within the amplifier's current-sourcing abilities, we would have to hold the voltage to no more than 12.1 volts. The first amp, with 4.5 amps on tap, could apply 14 volts across the load without running out of current, despite its lower power rating. Here, then, is an amplifier rated at 0.8 dB more output than another, but capable in fact of 1.3 dB *less* output into a particular loudspeaker.

Most probably, the reason for this anomaly is historical, dating from the time when vacuum tubes fed loudspeakers through tapped output transformers. In those days, rating an amplifier in terms of power was more practical. With the load connected to correct taps one could ensure that the amplifier would run out of current and voltage at more or less the same level of power at all impedances. Consistency was thus maintained; the higher-rated unit could practically always play louder. This, incidentally, may shed some light on why vacuum-tube amplifiers have sometimes been observed to sound better than solid-state units with "identical" ratings; the output transformer may make the tube model effectively the more powerful of the two.

Habit and inertia being as influential as they are, I doubt that the audio industry will

take the step of rating amplifiers by voltage output and, say, the lowest impedance across which a level 3 dB below rated voltage can be maintained. What's more, the reaction of the FTC to such a move would be difficult to predict. On the other hand, the ability to drive loads of very low impedance is a significant point of distinction between well- and poorly-designed amplifiers. (Readers of POPULAR ELECTRONICS are made privy to some of this information in audio test reports. Every amplifier is checked with loads of 16, 8, 4, and 2 ohms. The data is expressed in terms of power, but can easily be converted to voltage using  $P = V^2/R$ .)

**Deciphering Distortion Specs.** Distortion is another area in which specifications, even though dutifully measured according to all applicable standards, are not as comparable as one would like. Identical distortion numbers can reflect widely divergent behavior from the amps on which they are measured. Once again, I'll try to illustrate the point with an example.

In a paper delivered to the Audio Engineering Society, Prof. Matti Otala and his colleagues concluded that specially trained subjects could detect transient intermodulation distortion (TIM) on the order of 0.003%. Divulging more details about their stunning conclusion, the researchers admitted that what the subjects were hearing was a short, once-per-waveform spike of TIM reaching a peak value on the order of 1% that produced a far smaller reading when averaged over the entire waveform. Obviously, presenting such an average as a specification is misleading in this case, but it can easily be justified on the basis that equipment customarily used to measure distortion performs just this sort of averaging. Looking at matters another way, one might say that all distortion specs may be just this misleading. Again, what are we to make of "identical" distortion specs, unless we are given the chance to examine either the distortion waveform or, perhaps even better, its spectrum? No wonder products that measure the same often sound so different. The "sameness" is probably an artifact of the test procedure.

Once again, I suspect that the anomaly has a historical basis. If one is comparing vacuum-tube amplifiers whose distortion characteristics are spectrally very similar, it may be very practical to relate the magnitude of the distortion to listening quality. Even at the height of the vacuum-tube era, however, audiophiles argued as to whether triodes or pentodes, which distort somewhat differently, sound better.

Today the situation has become almost chaotic. Amplifier designs can have highly divergent distortion characteristics depending on the choice of output devices, circuit geometry, feedback, etc. Compounding the confusion, some designers claim that a change in capacitor type, say, can cause an appreciable difference in sound without affecting measured performance parameters. Considering the ambiguities that are demonstrably inherent in measured parameters, this is not altogether surprising. But are there any other objective standards to supplement or replace performance specifications in making comparisons of equipment prior to purchase?

**Listening Tests.** One obvious course is to



judge equipment on the way it sounds. This is attractive in a way, but the shortness of human auditory memory seems to require that such evaluations be made on a comparative basis—by means of the traditional A/B test, in which two units performing the same function are alternately switched into the audio chain and thus compared. Testing of this kind is commonly (though not always correctly) performed in audio stores to help prospective customers choose equipment.

Unfortunately, A/B tests are not without problems, although more serious difficulties arise in using them for research than to determine equipment preferences. If we are comparing loudspeakers, for example, all we want to know is which one offers a subjectively preferable sound. We must be reasonably careful about equalizing sound pressure levels for both speakers, of course. On the other hand, if we wanted to know whether 0.00x% percent of harmonic distortion was more audible than 0.00y%, we are faced with the problem of preparing alternative components whose performance is identical except for the difference in distortion. Frequency response and loudness level would have to be minutely equalized.

Another shortcoming of A/B testing is that listeners can be heavily influenced by suggestion in evaluating what they hear. In scientific testing, this problem is addressed by making the test "blind"; that is, concealing from the listener which switch position corresponds to what equipment and, perhaps, interchanging equipment in the course of the test. Sometimes speakers are placed behind an acoustically transparent screen so that a listener's sonic judgement cannot be swayed by a speaker's physical appearance. In its most rigorous form, the test is made "double blind." In a double-blind test, neither the subject nor the tester knows how the switching is arranged. This is considered to prevent unconscious clues and body-language "hints" from being passed to the subject.

Double-blind testing has been attacked on the ground that it is insensitive and may obscure differences. In a letter to *The Audio Amateur*, John Curl, a noted and somewhat controversial circuit designer writes:

"A double-blind listening test, while removing a subjective bias toward hearing differences that may not truly exist, unfortunately does nothing to remove bias toward NOT hearing any differences that may actually exist in equipment. Indeed a double blind testing situation could intimidate a listener not to take a stance, since one could be embarrassed, if misled momentarily by a change in the quality of timbre of the musical source, to make what would seem to be a random decision. It seems we must invest a certain amount of faith in the objective integrity of the listener in any case."

For several reasons, I cannot agree with Mr. Curl. First, we are not trying to tell whether or not the units under test have differences. Presumably, we already know that the differences are there. What we want to know is if the listener can hear them. Second, we could reasonably expect to overcome the listener's potential for embarrassment by making it in his interest to report any differences he can possibly hear. We might offer a re-

ward for each correct determination and exact a penalty for each incorrect one. Third, no amount of integrity will rule out honest errors as well as a double-blind test.

Comparative listening tests have also been attacked on the basis that the hardware used to implement them can produce artifacts. This is true to a point. For example, inadvertent ground loops in a switching network have been shown to materially influence the sound of some (but not all) of the amplifiers used in one highly publicized test, thereby invalidating the comparisons. All this proves, however, is the necessity for approaching testing with great care. More nebulous criticisms such as the notion that relay contacts color the sound and obscure the differences under study could probably be handled by additional objective testing. One might, for example, compare the sonic effect of a single contact with that of several in series to see if and how the effect accumulates. And the knowledge that a difference under investigation changes the sound less than the presence or absence of a relay contact is informative in any case.

It is not my purpose here to lay down standards of electrical and auditory testing for the industry. To do so would be indeed presumptuous. What I ask, rather, is that the industry be much more candid in disclosing why this or that design change contributes to improved sound quality. It would also be nice to know who heard the difference and under what conditions. Anyone who asks a consumer to replace a serviceable piece of equipment with a snazzy new model has a responsibility to inform him what benefits will be conferred by the change and how to be sure the benefits are in fact forthcoming. Surely, measured data and listening tests would both be involved in such an effort. ◇



"How do I love thee?  
Let me count the ways..."

## CASIO'S LCD ALARM CHRONOGRAPH

Casio Quality and Features  
Rival the Most Expensive  
Watches But Not the Cost!

TREMENDOUS VALUE  
only \$49<sup>95</sup>

in  
Stainless  
Steel



Continuous  
Liquid Crystal  
Display

SHOWN  
ACTUAL  
SIZE

IT CAN COST MORE, BUT IT CAN'T DO MORE!

What would you think of a watch with mineral glass lens, impervious to scratches, 100% quartz reliability, ±15 seconds per month accuracy, water resistant to 66 feet of diving depth, shock resistant, and has the other fantastic features listed below! The Casio Alarm Chronograph, 83QS-27B, is this watch, and at \$49.95 it is a fantastic buy.

- Display hours, minutes, seconds, AM/PM. Also a light for night viewing.
- Calendar Functions include date and day.
- Alarm: Can be set to any time within a 24-hour period. At the designated time, a pleasant, but effective buzzer sounds to remind or awaken you.
- Stopwatch functions: On command stopwatch display freezes to show intermediate (split) times while stopwatch continues to run. Can also switch to and from timekeeping and stopwatch modes without affecting either operation.
- Electronic stopwatch times in minutes, seconds, and tenths of seconds up to 12 hours. Separate "time out" feature permits stopping and restarting of timer.
- Long Life Lithium Battery, included, gives up to three years of continuous use before replacement is necessary.
- One year manufacturer's warranty.

### Why Shop By Mail?

Shopping by mail is convenient, easy, and fun. We ship all orders promptly to your home or office. You can charge your order to any major credit card. Most of our products are not available at your local store. And if that isn't enough, you have a 30 day no risk money back guarantee:

"Try any one of our products for 30 full days and if you are not happy with the performance, features, or for any reason wish to return a product, we will refund your full purchase price!"

CREDIT CARD BUYERS: TO ORDER CALL TOLL FREE  
24 HOURS A DAY

To order in California call toll free (800) 432-7451




(800) 854-3831

DWS marketing international, Dept. B1, 350-A Fischer Avenue, Costa Mesa, California 92626 (714) 540-4444  
Call our toll-free number for quickest service or send your check, Money Order, or credit card info to us. Please allow ample time for checks to clear. We accept Am. Ex., Carte Blanche, Diner's Club and all major credit cards. Add \$2.50 for insured postage & handling for first product & \$1.00 for each additional product. Calif. addresses add 6% sales tax.  
©DWS marketing international 1979

CIRCLE NO. 22 ON FREE INFORMATION CARD

# New from NRI! 25" color TV that tunes DIAGONAL by computer, programs an entire evening's entertainment.

Just part of NRI's training in  
servicing TV, stereo systems, video  
tape and disc players, car  
and portable radios.



Only NRI home training prepares you so thoroughly for the next great leap forward in TV and audio... digital systems. Already, top-of-the-line TV's feature digital tuning, computer programming is appearing, and new digital audio recording equipment is about to go on the market.

NRI is the only home study school to give you the actual "hands-on" training you need to handle servicing problems on tomorrow's electronic equipment. Because only NRI includes this designed-for-learning, 25" diagonal color TV with electronic tuning, built-in digital clock, and computer programmer as part of your training. With this advanced feature, you can pre-program an entire evening's entertainment... even key lock it in to control children's viewing.

As you assemble it, you learn how digital tuning systems work, how to adjust and service them. You work with the same advanced features used in the new programmable TV's and video tape recorders. It's exclusive NRI training that keeps you up with the leading edge of technology.

**Exclusive  
Designed-for-  
learning  
Concept**

The color TV you build as part of NRI's Master Course looks, operates, and performs like the very finest commercial sets. But behind that pretty picture is a unique designed-for-learning chassis...



the only such unit in the world. Rather than retrofit lessons to a hobby kit or an already-built commercial set, NRI instructor/engineers have designed this television so each step of construction is a learning experience.

As you build it, you perform meaningful experiments. You see what makes each circuit work, what it does, how it interacts with other circuits. You even introduce defects, troubleshoot and correct them as you would in actual practice. And you end up with a magnificent, big-picture TV with advanced features. One you can sell or use in your home.

**Also Build Stereo,  
Test Instruments**

That's just a start. You demonstrate basic principles and circuits on the unique NRI Discovery Lab<sup>®</sup>, then apply them as you assemble a fine AM/FM stereo receiver, complete with speakers. You also get practical experience as you build your own test instruments, including a 5" triggered sweep oscilloscope, CMOS digital frequency counter, color bar generator, and transistorized volt-ohm meter. Use them for learning, use them for earning as a full- or part-time TV, audio, and video systems technician.

**Complete, Effective Training  
Includes Video Systems**

Using NRI's exclusive methods, you learn far more than TV servicing. You'll be prepared to work with stereo systems, car radios, record and tape players, transistor radios, short-wave receivers, PA systems, musical instrument amplifiers, electronic TV games, even video tape recorders and tape or disc

video players. Your training covers just about every kind of electronic entertainment equipment available now or in the near future.

And because NRI has unmatched experience gained in over 60 years and a million students worth of training, your course is designed for ease of learning and practical utility. You need no previous experience of any kind. Starting with the basics, exclusive "bite-size" lessons cover subjects thoroughly, clearly, and concisely. "Hands-on" experiments reinforce theory for better comprehension and retention. And your personal NRI instructor is always available for consultation, ready with explanations, answers, and advice.

**Send for Free  
Detailed Catalog...  
No Salesman Will Call**

Get all the facts on this exciting course and its potential for you by mailing the postage-paid card today. Our free 100-page catalog includes color photos of all kits and equipment, complete lesson plans, convenient time payment plans, and information on other electronics courses. You'll also find out about NRI's new Computer Technology Course that includes your personal



microcomputer. Or Complete Communications with 2-meter transceiver that gets you ready for opportunities in broadcasting, 2-way radio, microwave, and other growing fields. If card has been removed, write to:



**NRI Schools**  
McGraw-Hill Continuing  
Education Center  
3939 Wisconsin Ave.  
Washington, D.C. 20016



# Introducing the new Heathkit® Screen Star:

## It's 8 times bigger than the screen you're watching now.\*

Now the things that just have to be seen on the big screen can be seen on your own big screen right at home.


The new Heathkit Screen Star TV has a 6-foot diagonal screen that's eight times bigger than a 25-inch screen.

Three projection tubes give you bright, vivid color. And the finest F1.0 lenses you can buy keep your picture sharp and clear.

Your favorite movies, musicals and sports never looked so good.

**Easy adjustment.  
Roll-away convenience.**

The new Heathkit Screen Star is designed to require minimal convergence adjustment. Convenient front panel controls let you adjust to a beautiful picture in seconds.



Swivel casters make it easy to roll away the cabinet when not in use, so it doesn't take up a lot of room.

**Surprisingly low price.**

Heath engineers have built in quality while maintaining a price you can afford. The new Heathkit Screen Star is one of the lowest-priced three-tube TV's you can buy. Your Heathkit Catalog lists all prices.

**Build it yourself – service it yourself.**

This is Heath's easiest-to-build solid-state TV. It's actually easier than conventional TV's. Like all Heath electronic kits, it comes with an easy-to-follow assembly manual that takes you step-by-step through every phase of assembly.

And when you build it yourself, you can service it yourself. Every set includes a detailed service manual that can save you money over the years.

**Free Heathkit Catalog with complete details.**



Complete details and prices on the Heathkit Screen Star are in the new Heathkit Catalog. It's free and it contains nearly 400 beautiful electronic kits for your home, work or pleasure. Send for yours today or pick one up at your nearest Heathkit Electronic Center.

\*If the screen you're watching now is a 25" diagonal. If it's smaller, the Heathkit Screen-Star is proportionately larger.  
Simulated TV picture.

# Heathkit

Heath Company, Dept. 010-590, Benton Harbor, MI 49022

Heathkit Products are also sold and serviced at Heathkit Electronic Centers (Units of Schlumberger Products Corporation) in major cities throughout the U.S. and Canada. See your white pages.

GX-364

CIRCLE NO. 5 ON FREE INFORMATION CARD

# Julian Hirsch Audio Reports



## Mitsubishi Model DT-30 three-head, stereo cassette deck.



Mitsubishi's Model DT-30 deluxe three-head front-loading cassette deck features a closed-loop, dual-capstan drive

and a logic-controlled solenoid-operated tape transport. Built-in test oscillators are used for recording-head azimuth alignment and for bias vernier adjustment for specific tapes. Styled to match other Mitsubishi audio components, the DT-30 has sturdy black handles that contrast with its silver-colored front panel. The deck measures 16 $\frac{1}{4}$ "W x 14 $\frac{3}{4}$ "H x 6 $\frac{3}{4}$ "D (425 x 378 x 171 mm) and weighs 23 lb (10.5 kg). Suggested retail price is \$650.

**General Description.** The loading system exposes the entire cassette to view, so that the tape can be seen at all times. It also simplifies cleaning and aligning the heads, which are accessible when the hinged protective cover is swung down. Like other three-head decks with physically separate recording and playback heads, the DT-30 requires that the azimuth of its record head be matched to that of the playback head (which is factory aligned). A screwdriver access hole in the head cover permits recording-head azimuth adjustment with the aid of the test oscillator and recording-level meters.

The oscillator, used also for optimizing bias, is activated by a pushbutton switch. When the oscillator is activated, any external signal is replaced with the standard-level signal at either 440 or 8000 Hz, as selected by a separate button. With the deck set for RECORD and the MONITOR switch set to TAPE, the meters indicate playback sig-

nal level from the recorded test tone. The frequency button is alternately pressed and released, and any change in playback-level readings between the 440- and 8000-Hz signals is evidence of incorrect bias adjustment. (It is assumed that the front panel bias and equalization switches are set appropriately for the tape used.) Should there be a difference between the tones, one monitors the 8000-Hz signal and adjusts the azimuth for a maximum reading on both meters. Then, the two BIAS ADJUST controls are separately adjusted for each channel until there is no change in either meter reading when the oscillator frequency is switched. Releasing the TEST SIGNAL button disables the oscillator and restores the normal input signal.

The two large meters on the panel indicate from -40 to +7 dB and have fast responses to peak signals and slower decay times. The 200-nW/m Dolby level corresponds to a 0-dB meter reading. A PEAK HOLD button activates a unique circuit that has no effect on the meters until the peak level exceeds 0 dB. Any such peak is "held" for 3 seconds after the level has

"Automatic Spacing  
Pause System  
inserts 3-second  
silence between  
recorded segments"

dropped below 0 dB, so that it can be easily seen.

Four lever switches permit selection of tape bias and equalization, the Dolby system (including a switchable filter that blocks the stereo pilot signal when recording from FM), and the program carried on the LINE outputs. In addition to the usual settings for SOURCE and TAPE, the MONITOR switch has a PLAY MIX position in which the playback from a recorded tape can be mixed at the line outputs with the input program present at the LINE or MIC jacks or both. The PLAY MIX feature is inoperative when recording.

Separate small concentric controls for the two channels permit adjustment of the LINE and MIC recording and the playback OUTPUT level. After the desired mix of LINE and MIC has been achieved, overall recording level can be set with a large REC MASTER control.

Small light-touch pushbuttons below the head assembly control the transport. A logic system enables the transport to be switched from any mode to any other without going through STOP. A "flying-start" recording can be made during playback by holding down the PLAY when pressing the REC button. A unique feature is an ASPS (Automatic Spacing Pause System), that can insert a 3-second period of silence between recorded segments of a tape. When the ASPS button is touched during a recording, the input signal is immediately removed, but the tape continues to run for 3 seconds before stopping in the PAUSE mode. A touch of the PAUSE button restores normal recording. The identifying symbol in each of the buttons lights when the switch is actuated.

A row of slide switches makes up the rest of the controls, except for POWER on/off, which is handled by a pushbutton switch. The deck can be set up for unattended operation in either playback or recording mode with its TIMER switch. When power is applied by an external timer switch, the recorder comes on in the selected mode. A similar switch controls the MEMORY system, which stops the tape in REWIND when the index counter reaches 000. It can also be set to automatically go into PLAY at that time. An AUTO switch causes the tape to rewind when its end has been reached or to repeat itself indefinitely. Finally, there is a switch that interfaces the DT-30 with Mitsubishi's Model DP-EC20 record player so that the transport is controlled by the tonearm for dubbing from discs. It causes the PAUSE function to be released when the arm descends to the record. At end of play, the tape deck can be set to shut off or to go into PAUSE.

**Laboratory Measurements.** Mitsubishi specifies TDK SA tape for "special," Sony HF for "normal," and Sony Quad tape for the ferrichrome bias settings. We tested the deck with these tapes and several similar tapes, including Memorex High Bias and Scotch Master II (special), Memorex MRX3 and Scotch Master I

# Excuse Me!

*The watch shown here is the newest concept in today's electronic marvels. Can you figure out why?*



We salute Natron. Their innovative technology has brought us a breakthrough in digital watches.

Natron, one of the world's most admired watchmakers, has developed the most advanced timepiece of its kind in the world. By combining every known computer function that you could possibly desire in this spaceage era. Their quality features and advanced electronic knowledge is truly outstanding.

In the early 60's we began hearing about electronic wristwatches, whose basic beat came from a tiny tuning fork which provided accuracy guaranteed to within 2 seconds a day. Soon they became the best sellers in the country.

By the mid-70's an absolute explosion in digitals was set off, with prices reaching as high as \$1,800. Manufacturers were working long hours day and night to keep up with the demand.

Now approaching the 80's we find that there are hundreds of manufacturers around the world making digital watches. There are models that tell you the time in two zones. Some offer a daily alarm, others a chronograph feature, ranging in price from \$125 to \$2,500.

Our company was faced with a dilemma. Which digital do we offer our valued customers in our national advertising campaign?

The president of our company was intent on finding a watch that had more microelectronic features at an affordable price than anything else on the market.

We made a study of all the watch manufacturing companies in the world, Omega's Marine Chromgraph \$2,500, Seiko's New LC Alarm \$300 to Mercury's Global Executive at \$125. The results of our experiment were unanimously in favor of the Natron Alarm Chronograph, because this superior watch offers more features than the best-selling superwatches rolled into one, at a price the American public can live with.

The following are the reasons behind our decision: Natron's daily alarm sounds everyday at the hour and minute selected. Its computer

brain never forgets. The stopwatch feature with lap time operates independently at the flick of a button. Your choice of eight time zones in eight major cities, Los Angeles, Chicago, New York, Rio De Janiero, London, Paris, Cairo, Tokyo all programed by you in Natron's computer brain. You will have seconds, minutes, hours, day of the week, month and date. The Natron Chronograph also remembers the days in a month and instantly recycles to the correct first day of the month. Nine spaceage features in all, complete with a computer counter that will count your golf strokes (up to 1,300).

Service played a big part in our decision. The watch is guaranteed by a one-year parts and labor limited warranty — backed by two substantial companies. Since the Natron digital watch requires very little service other than a new battery every few years, which can be replaced by any jeweler, service has become less concerning. Should a malfunction ever occur there's a prompt Natron service-by-mail center as close as your postman — further reassurance that service was an important consideration in our experiment.

One of the major reasons for our decision was price. We went to the manufacturer and purchased thousands of watches directly from the factory without the normal mark-ups by importers, wholesalers and distributors.

We now can offer you the most advanced digital watch in the world for only \$69.95.

We would like you to be the judge. Order the Natron Digital Chronograph Alarm from Chandler's on a 30-day trial basis. Make your own comparison, compare Natron's quality features with the Omega, Seiko or any other brand. Examine and compare its accuracy, its alarm, and its nine chronograph computer functions.

If after a factual side-by-side trial, you aren't convinced that its quality, accuracy and features make it a truly remarkable watch, return it within 30 days for a full courteous and prompt refund. Chandler's promises to accept the return of your watch with positively no questions asked and even refund the \$3.50 postage and handling. There's no Risk.

National Electronics & Watch Co. Ltd. is a substantial public company with over forty years of manufacturing the most advanced watches known and Chandler's is one of America's innovative marketing companies specializing in unique products — additional assurance that your prudent investment is well secured.

To order your Natron Digital Chronograph Alarm, send your check for **\$69.95** for the silver-tone model or **\$79.95** for the gold-tone along with \$3.50 per order for postage and handling (Virginia residents, please add 4% sales tax) to our address shown below or credit card buyers may call our 24-hour Toll-free number below.

We will promptly ship your watch, complete instructions and one-year parts and labor limited warranty. Try your own experiment and prove for yourself how outstanding the Natron Digital Chronograph Alarm really is.

There's no risk when you can own the best. Order your Natron Digital Chronograph Alarm with complete confidence, at no obligation today.

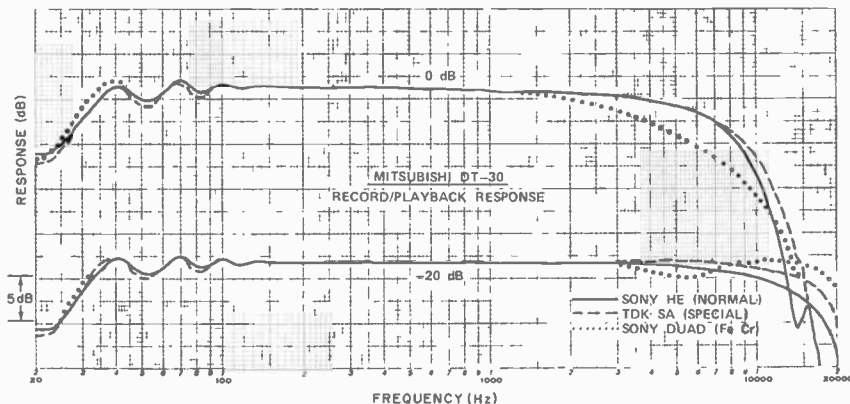
## Chandler's

*Innovative Products*

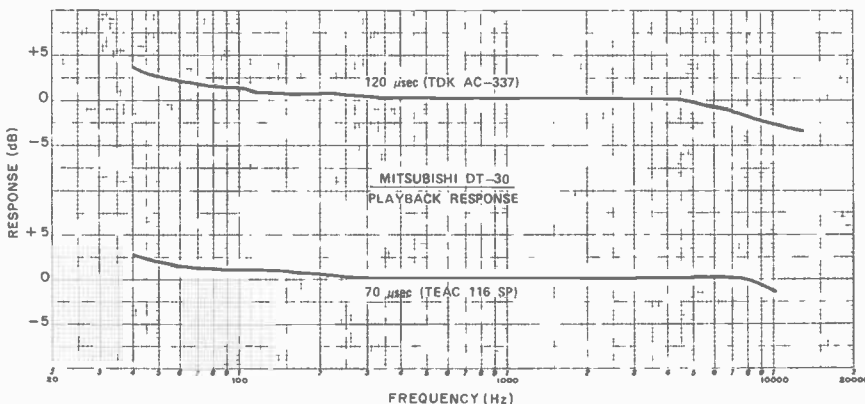
Dept. FF. One Chandler Plaza, Box 137  
Chantilly, Virginia 22021 (703) 631-1456  
**Call TOLL-FREE. . . . 800-638-1287**  
**In Maryland Call. . . . 800-492-1275**  
**ASK FOR OPERATOR #102**

©Chandler's, Inc., 1979

CIRCLE NO. 11 ON FREE INFORMATION CARD



Frequency responses at 0 and -20 db for three different tape types.



Normal playback response at 70 and 120 microseconds.

(normal), and Scotch Master III (ferri-chrome). After adjustment of bias according to instructions, all tapes in a given category produced very similar responses.

The frequency response curve was very smooth. It had minor head-contour ripples below 100 Hz, and most tapes revealed a gentle rolloff above 10,000 Hz. The Duad tape had a slight dip at 5000 Hz, after which the response was nearly flat out to 20,000 Hz, varying only  $\pm 1$  dB from 35 to

20,000 Hz at a -20-dB recording level. TDK SA tape was within  $+0.5/-2.5$  dB from 32 to 15,500 Hz, while Sony HF was within  $+0.5/-2.5$  dB from 31 to 12,000 Hz.

Playback equalization, measured with TDK AC-337 and Teac 116SP test tapes for the 120- and 70- $\mu$ s characteristics, indicated that at least part of the observed high-frequency rolloff was due to the playback response. The bass response rose slightly, and highs rolled off above 5000

Hz for an overall  $\pm 3.5$ -dB variation from 40 to 12,500 Hz (120  $\mu$ s) or  $+2.5/-1.5$  dB from 40 to 10,000 Hz (70  $\mu$ s). Dolby tracking was good; there was no more than 1.5 dB of change at any frequency when the system was switched in and out, at recording levels of -20 to -40 dB. The MPX filter rolled off the highs by 1 dB or so above 4000 Hz and chopped steeply above 16,000 Hz.

A LINE or a MIC input of 92 or 0.43 mV, respectively, was required for a 0-dB recording-meter indication. The MIC preamp overloaded at 105 mV input. Playback output from 0 dB was about 0.5 volt, depending slightly on the tape used. The meter indication was within 0.5 dB of standard Dolby level, from a test tape.

The recording level that gave 3% third-harmonic playback distortion fell between  $\pm 1$  dB with the tapes we used. Unweighted S/N, referred to the 3% distortion playback level, was 46.5 dB with TDK SA and Sony HF, and 41 dB with Sony Duad tapes. With

"...manages to sound considerably better than its specs suggest"

A weighting, these measurements improved to 53, 56, and 51 dB, respectively. Finally, when we used the Dolby system and CCIR/ARM weighting, S/N was 58.5 dB with Sony HF, 62 dB with TDK SA, and 59.5 dB with Sony Duad tapes. The noise level increased by 8 dB through the MIC inputs at maximum gain, but the increase was negligible at lower gain settings.

Tape speed was 1% slow. Flutter measured 0.055% in a weighted rms (JIS) measurement, or  $\pm 0.08\%$  weighted peak (CCIR). Crosstalk at 1000 Hz was -57 dB with a TDK AC-352 test tape. The meters had a fast peak response, with no overshoot, and indicated 100% of steady state on 0.3-second tone bursts. Meter decay was visibly slower than the rise time, so that the pointers tended to follow the maximum level contour of the program. PEAK HOLD made it easy to detect and measure any momentary peak overload.

A C-60 cassette was handled in 87 seconds in fast forward and 83 seconds in reverse. Headphone volume with 200-ohm phones was acceptable for casual listening but not for monitoring during recording. (The headphone output is designed to drive 8-ohm phones.)

**User Comment.** When we recorded interstation FM-tuner hiss and compared the playback to the incoming signal, the difference was very slight with any of the basic tape formulations we used. With TDK SA, there was no audible difference at most recording levels. With the other tapes, only a trace of dulling or accentuation of the extreme highs could be heard. It was surprising at first to find that the full recording/

## Performance Specifications

Specification	Rating	Measured
Bias/erase frequency	85 kHz	Not checked
Input level/impedance		
LINE:	100 mV/82,000 ohms	92 mV
MIC:	0.3 mV/1200 ohms	0.43 mV
Output level/impedance		
LINE:	0.44 V/22,000 ohms	Approx. 0.5 V
HEADPHONES:	90 mV/8 ohms	Not checked
Motor: Capstan:	PLL dc servo	
Hubs:	Dc governor	
Wow & flutter	0.045% wrms	0.055% wrms
	$\pm 0.09\%$ W p-p, DIN	0.08% CCIR (DIN)
Signal/noise ratio	Wtd, Dolby out 58 dB	51-56 dB, depending on tape
	Wtd, Dolby in 66 dB	58.5-62 dB depending on tape
Frequency response		
Normal:	40-15,000 $\pm 3$ dB	31-12,000 $+0.5/-2.5$ dB
Special:	40-17,000 $\pm 3$ dB	32-15,500 $+0.5/-2.5$ dB
FeCr:	40-18,000 $\pm 3$ dB	35-20,000 $\pm 1$ dB
Crosstalk	-35 dB at 1000 Hz	-57 dB



# The new Heathkit® Hand-held DMM

## -every feature you need at a GREAT LOW PRICE

- Measures voltage, current and resistance
- Easy one-hand operation
- Big, easy-to-read LCD display
- Separate voltage and current inputs for circuit protection
- Single PC board for simple, quick assembly

**EASY  
ONE-EVENING  
KIT ASSEMBLY**  
only **\$94<sup>95</sup>**

Mail Order  
Price

Top performance and easy operation make the Heathkit IM-2215 your best buy in a solid-state, hand-held multimeter!

The new IM-2215 brings you features you would only expect in hand-held digital multimeters costing much more! Take measurements with outstanding accuracy - DC voltage,  $\pm 0.25\%$  - AC voltage,  $\pm 0.5\%$  - DC current  $\pm 0.75\%$  - AC current,  $\pm 1.5\%$  and resistance,  $\pm 0.25\%$  (basic)! Alternating high-low resistance test voltage makes measuring semiconductors or in-circuit resistance easy! One-hand operation, a large 3½-digit LCD display and built-in calibration references make the IM-2215 ideal for field use. A pivoting stand adapts it to bench use. The low-drain circuitry stretches typical alkaline battery life to 200 hours! Battery condition is monitored, and a LO-EAT indicator warns you of the last 20% of battery life.

You can easily assemble the IM-2215 in just one night, with the help of the clear, concise Heathkit assembly manual. And if you need advice or service, experts are as close as your telephone! It operates on 9-volt battery (not included), or on 120 or 240 VAC with optional cords. The latest technology and traditional Heathkit value is now built into a new hand-held digital multimeter weighing only 14 ounces!

HEATH  
Schlumberger

If coupon is missing, order from:  
Heath Company, Dept. 010-590  
Benton Harbor, MI 49022

## ORDER YOURS TODAY!

For fastest delivery, use the Heathkit Hot Line **CALL (616) 982-3411**

Send to: Heath Company, Dept. 010-590  
Benton Harbor MI 49022

Please send me...

- Heathkit Hand-Held DMM(s) (IM-2215) @ \$94.95 plus \$1.75 shipping and handling each.
- Rugged Leather Carrying Case(s) with Belt Loop for IM-2215 (IMA-2215-1) @ \$14.95 plus \$1.00 shipping and handling each.
- 120 VAC Outlet Cord(s) for IM-2215 (PS-2350) @ \$4.95 plus \$1.75 shipping and handling each.

Total before shipping & handling \_\_\_\_\_ \$ \_\_\_\_\_

Michigan residents add 4% sales tax \_\_\_\_\_ \$ \_\_\_\_\_

Add shipping & handling \_\_\_\_\_ \$ \_\_\_\_\_

Total \_\_\_\_\_ \$ \_\_\_\_\_

check  money order  VISA  Master Charge: Code # \_\_\_\_\_

Acct. # \_\_\_\_\_ Exp. Date \_\_\_\_\_

Signature \_\_\_\_\_  
(Necessary to send merchandise)

Name \_\_\_\_\_  
(Please Print)

Address \_\_\_\_\_

City \_\_\_\_\_ State \_\_\_\_\_ Zip \_\_\_\_\_

Prices are mail order and subject to change without notice.

GX-370

For faster service on  
VISA or Master Charge orders  
call (616) 982-3411

CIRCLE NO. 5 ON FREE INFORMATION CARD

reproducing accuracy could be obtained with relatively high indicated recording levels (as high as -5 dB, compared to the -20 dB required for most cassette decks if reasonable accuracy is to be obtained). This is partially a result of excellent high-frequency headroom, a typical advantage of a good three-head design. But it is also because of the fast peak-responding meters. On high-quality recorded music, peak-reading meters such as these may give readings 10 dB or more above those of averaging meters, and on live music the difference can approach 17 dB. Allowance must be made for this in setting recording

levels. Although no peak should be allowed to exceed 0 dB, the meter readings should be kept as close as possible to 0 dB. The PEAK HOLD system is a considerable help in setting and maintaining proper recording levels.

Adjustment of record-head azimuth should probably be done for each cassette to be recorded. This is not difficult to do, but it can be a minor annoyance. We found that for any but the most critical recordings, it was possible to omit this adjustment (except possibly for a change of tape brand or type). The bias vernier had a surprisingly limited range, and we found ourselves at

its limits of adjustment with some of the tapes we used. Here, too, acceptable results can usually be obtained if the adjustments are left at their lightly detented center-position settings.

The DT-30 is a cassette deck that manages to sound considerably better than its numerical specifications suggest. Although its rated performance is good, in most respects it is not at all superior to that of other fine decks. On the other hand, the sound is superior, and we doubt one could improve on it without spending considerably more money.

CIRCLE NO. 101 ON FREE INFORMATION CARD



## Yamaha Model C-4 preamplifier with variable tone control

has an OFF position that completely disconnects the tape-recording outputs from the preamp's circuitry. Turnover frequency control range is from 100 to 500 Hz for the BASS and 1000 to 5000 Hz for the TREBLE, with approximate calibration provided for each control.

The phono-input capacitance selector has settings for 100, 150, 220, 330, and 470 pF, and the resistance selector has settings for 100, 33,000, 37,000, 68,000, and 100,000 ohms. Both affect PHONO 1 and 2 simultaneously; PHONO 3 has a fixed 100-ohm termination.

The LOW and HIGH filters operate at nominally 15 and 10,000 Hz, both with 12-dB/octave slopes. The MODE switch has positions for STEREO, REVERSED stereo, and MONO. Either or both of two sets of preamplifier outputs can be selected. Finally, two of the three convenience receptacles on the rear of the preamp are switched.

**Laboratory Measurements.** We tested the C-4 under IHF standard conditions wherever possible. Where our test results do not agree with the published ratings, the differences were due to different test conditions and reference levels.

A 40-mV AUX or 0.65-mV PHONO 1 or PHONO 2 input was needed to generate a 0.5-volt output. Sensitivity of PHONO 3 was not measured, but it is rated at 100  $\mu$ V for the 2-volt rated output. Phono preamplifier overload occurred at about 286 mV at 20 and 20,000 Hz, referred to the 1000-Hz gain level, and at 310 mV at 1000 Hz. Phono input resistances were as shown on the panel, and the measured input capacitance at the 100-pF setting was 140 pF.

Maximum output at clipping was about 11.5 volts from 20 to 20,000 Hz. IHF slew factor was greater than our measurement limit of 25. The A-weighted S/N ratio was better than 74 dB referred to a 0.5-volt output, or 86 dB referred to the rated 2-volt output. The measurement limit was set by our minimum meter reading of 100  $\mu$ V.

Distortion in the output (which was entirely second harmonic), measured at 1000 Hz as a function of output, was 0.0018% at 6 volts output.

RIAA equalization was accurate within +0.6/-0 dB from 20 to 20,000 Hz. When measured through the inductance of a phono cartridge, the high-frequency phono response rose slightly above 5000 Hz, to a maximum of about 1 dB in the range from

(Continued on page 30)



The Model C-4 preamplifier is part of Yamaha's new line of deluxe separate components and is designed to

be a companion to the Model M-4 power amplifier. Great emphasis has been placed on keeping noise and distortion to a minimum in the C-4 by the use of a special "Current Noise Reduction Circuit." The preamp features an unusually flexible tone-control system that supplements the conventional bass and treble adjustments to provide continuously variable turnover frequencies.

There is a separate recording output selector (featured in other Yamaha receivers and amplifiers) and a separate headphone amplifier (with volume control) capable of driving stereo phones of any impedance to high listening levels. The C-4 has selectable phono-cartridge resistance and capacitance termination and a head amplifier for use with low-output moving-coil cartridges.

The finish is flat black with black control knobs and pushbutton switches and white panel labelling. Size is 17 $\frac{1}{8}$ "W  $\times$  14 $\frac{3}{4}$ "D  $\times$  4 $\frac{1}{2}$ "H (435  $\times$  376  $\times$  116 mm) and weight is about 19 lb (8.6 kg). Suggested retail price is \$550.

**General Description.** The principal operating controls are grouped along the upper portion of the front panel, with the smaller, less-used controls along the bottom. Large square pushbuttons that light up internally when engaged control POWER, TONE BYPASS, and AUDIO MUTING. The BASS and TREBLE tone controls are continuously adjustable, detented only at their center DEFEAT positions.

Input source selections include AUX, TUNER, PHONO, TAPE 1, and TAPE 2. When the INPUT selector is set to PHONO, a separate PHONO selector offers a choice of PHONO 1 and PHONO 2 (for fixed-coil pickups) and PHONO 3 (for moving-coil pickups). Independent of the INPUT selector, a REC OUT switch can channel any of the program sources to the tape-recording outputs. Its TAPE settings are for dubbing from either of two tape decks to the other. This control

"nearly unmeasurable noise and distortion"

# The Sound of Koss will spoil you for anything else.

Once you've experienced the life-like intensity of the Sound of Koss, you'll be spoiled for anything else. Because with Koss stereophones, your favorite recordings take on an incredible new dimension of clarity and realism that's unlike anything you've ever heard before.

## KOSS PRO/4 TRIPLE A

The Pro/4 Triple A's extra large voice coil and oversized diaphragm deliver a smooth frequency response over the entire bandwidth of sound. Highs are brilliant, crisp and clean. And the bass pulsates with a rich, deep vibrance.

The Triple A's direct-contour Pneumalite® ear-cushions provide a gentle, yet perfect seal that increases bass response to below audibility. And



everything about the Triple A, including its dual suspension headband, is human engineered for long wearing comfort.

## KOSS ESP/10

The ultimate Sound of Koss is the electrostatic ESP/10. It's specifically designed for those who want the most precise reproduction of stereo-  
phone sound. What you hear with the ESP/10 is

near-zero distortion over all ten audible octaves. And what you experience is the most accurate excursion into sound that has ever been achieved.

The Koss ESP/10 is indeed the electrostatic

stereophone that has it all: a patented energizer that features an automatic overload protector, semi-peak reading VU meters, and an outlet for an additional set of stereophones. Each a final touch of perfection for the ultimate Sound of Koss.

## KOSS CM 530

Write us c/o Virginia Lamm, for our free full-color catalog on the Sound of Koss. And when you visit your audio dealer for a live demonstration of Koss stereophones, take an extra moment to hear the perfect pair. The computer maximized Koss CM 530 bookshelf speakers. Whether you place them horizontally or vertically on your bookshelf, the Koss CM 530's deliver perfect mirror image sound. And whether it's loudspeakers or stereophones, once you've experienced the Sound of Koss you'll be spoiled for anything else.



© 1979 Koss Corp.

**KOSS® stereophones/loudspeakers**  
**hearing is believing™**

KOSS CORPORATION, 4129 N. Port Washington Ave., Milwaukee, Wisconsin 53212 International Headquarters Milwaukee facilities Canada · France · Germany · Ireland  
CIRCLE NO. 36 ON FREE INFORMATION CARD

NOVEMBER 1979

27




Fingertip control of all microprocessor calculations; data readout in bright LED digits from solid oiled walnut console.


### Aerospace-designed transmitter!

Its wind speed and direction instruments are among the most sophisticated available. Rather than relying on friction-causing reed switches or other mechanical devices, they utilize solid-state infra-red sensors, and transmissive optical encoding. The wind-speed sensor is sensitive to within one-tenth of a mile per hour!

The remote transmitter unit with its windcup and weathervane mounts easily on your TV antenna or other outdoor mast for years of dependable, trouble-free service! It's actually been wind-tunnel-tested for strength and durability.



Remote transmitter mounts on TV antenna mast, transmits data to your console through cable supplied.



# THE Electronic Weatherman

## Save \$100 on the Heathkit Weather Computer\*

Now...with your own computerized weather station, you can have  
 the *temperature* (indoors and out)...*wind speed and direction*  
 ...the *wind chill factor*...the *barometric pressure*...the *time and date*  
 ...plus much more...*right at your fingertips*...and at a savings.

There's nothing else like it available today! A personal weather computer that not only monitors the current weather data, but also computes significant changes and stores wanted data in its memory! So now, for the first time, you'll have all the weather information you need for your personal and business planning!

### Unique digital data display

The handsome solid oiled walnut computer console features large, bright, LED numerals, displaying up-to-the-second data on the time (AM, PM or 24 hour format) and date; indoor and outdoor temperatures (in your choice of Fahrenheit or Celsius); wind speed (in miles per hour, kilometers per hour or knots) and direction on a 16-point compass plus barometric pressure in millibars or inches of mercury.

The instrument's on-board microprocessor even calculates the wind chill factor at the touch of a button. It also stacks barometric pressure readings in memory, so it can compute the rate of rise or fall on command! The barometer readings are derived from a newly-developed piezo resistive silicon bridge transducer that senses the most minute changes in pressure. It's the first and only truly digital electronic barometer!

### An electronic almanac!

The Weather Computer stores high and low temperatures as well as the time and date at which they were recorded. In addition, it records the highest wind gust speed and time, ready for instant recall. The data is stored in memory until you choose to clear it.

For serious weather research purposes, the instrument can be connected to a chart recorder for hard copy records. And, it can be interfaced with any compatible digital computer for even more sophisticated weather charting and forecasting. As a final thoughtful design touch, the instrument even makes provision for battery back-up to preserve the data stored in memory in case of power failure.

The Electronic Weatherman is a truly unique com-

puterized weather instrument, offering capabilities never before available to the layman with a serious interest in the weather. For business or personal reasons, you'll find it an investment that can pay for itself many times over!

### Easy-to-build kit form

If you want the fun (and savings) of building it yourself, you'll find the Heathkit Digital Weather Computer surprisingly easy to build, thanks to the fully-illustrated step-by-step assembly manual. Or, you can order yours assembled, ready to install and use.

The Heath Electronic Weatherman comes complete with remote transmitter unit, 100 feet of connecting cable and a solid oiled walnut console. Order yours now.

\*Save \$100 on the Assembled version.

### For Fastest Service, Order by Phone CALL (616) 982-3411

If coupon is missing, write: Heath Co., Dept. 010-590, Benton Harbor, MI 49022

## Heathkit®

HEATH COMPANY, Dept. 010-590  
 Benton Harbor, Michigan 49022



Gentlemen: Please send me . . .

- Heathkit Weather Computer Kit(s) (ID-4001) with 100' of cable each (IDA-1290-2) @ \$383.90 plus \$3.95 shipping and handling each.
  - Assembled Digital Weather Computer(s) with 100' of cable each (IDW-4001) @ \$495.00 plus \$3.95 shipping and handling each.
- Michigan residents add 4% sales tax to purchase price.

I enclose  check  money order for \$ \_\_\_\_\_

or, Please charge to my  VISA  Master Charge: Code # \_\_\_\_\_

Acct. # \_\_\_\_\_ Exp. Date \_\_\_\_\_

Signature \_\_\_\_\_  
 (Necessary to send merchandise)

Name \_\_\_\_\_  
 (Please Print)

Address \_\_\_\_\_

City \_\_\_\_\_ State \_\_\_\_\_ Zip \_\_\_\_\_

Prices are mail order and effective through December 15, 1979

(Continued from page 26)

7000 to 20,000 Hz. The HIGH filter, which had the rated 12-dB/octave slope, dropped the response by 3 dB at 8600 Hz. The Low filter had most of its effect below 20 Hz, where it reduced the output level by about 1 dB.

**User Comment.** The controls operated with a smooth, positive, and precise "feel." The generally excellent human engineering of the Model C-4 was marred by only one minor error: unlike the buttons for POWER and TONE BYPASS, which light, respectively, when the preamp is on and when the tone controls are bypassed, the button for AUDIO MUTING lights when the muting is disabled. It was obvious from the measurements we made at various settings that the tone-control response could be given almost any desired shape. The tone-control effects were always subtle but, on the other hand, considerable patience or skill is required to obtain full potential of the system.

Operation of the PHONO 3 input was evaluated by using the preamp with several moving-coil cartridges. It proved to be as quiet as the moving-magnet inputs, with no noise audible even at maximum gain. The two sets of preamp outputs were very convenient for our listening setup, where we drove an accessory time-delay system from the second output. The headphone output was roughly equivalent to what we would expect from an amplifier or receiver. Even with 200-ohm phones, it was able to produce very high listening levels. In fact, anyone who normally listens through headphones could use the C-4 as a complete system amplifier, omitting a power amplifier altogether. Normal ventilation should be provided for this unit, which, unlike some preamplifiers, generates appreciable heat during operation.


The Yamaha Model C-4 is a highly refined preamplifier, with inaudible and nearly unmeasurable distortion and noise and greater than average control and operating versatility. Anyone who uses a moving-coil cartridge will find in this preamp a first-rate head amplifier. This feature alone might

justify the price of the C-4 to many people. Those who hope to equalize audible frequencies in their room acoustics or speaker response, or just to tweak program

material with precision and elegance, are almost certain to like the variable turnover frequencies of the tone control system.  
CIRCLE NO. 102 ON FREE INFORMATION CARD

## Performance Specifications

Specification	Rating	Measured
<b>Input sensitivity</b>		
PHONO 1, 2	2.5 mV/2 V out	0.65 mV/0.5 V out
PHONO 3	100 $\mu$ V/2 V out	Not measured
AUX	150 mV/2 V out	40 mV/0.5 V out
<b>Maximum input level</b>		
PHONO 1, 2	285 mV at 0.01% THD	286 mV
PHONO 3	10 mV at 0.02% THD	Not measured
AUX	8.2 V at 0.01% THD	More than 10 V
<b>Output level/impedance</b>		
REC OUT	150 mV/180 ohms	Not measured
PRE OUT	2 V/600 ohms	—
PHONES	18 V (open load) 330 ohms	Not measured
<b>Maximum output level (20–20,000 Hz)</b>		
REC OUT	15 V	Not measured
PRE OUT	10 V	More than 11 V
PHONES	18 V open ckt	Not measured
<b>THD (20–20,000 Hz)</b>		
PHONO 1, 2	0.0035%/2 V out	Not measured
PHONO 3	0.1%/2 V out	Not measured
AUX	0.0035%/10 V out	Less than 0.002%
PHONES	0.02%/12 mW/8 omms	Not measured
<b>S/N ratio (A weighted)</b>		
PHONO 1, 2	73 dB (input open)	Better than 86 dB/2 V (IHF)
PHONO 3	77 dB (input shorted)	Not measured
AUX	106 dB (TONE BYPASS ON) 100 dB (TONE BYPASS OFF)	Better than 86 dB/2 V
<b>Residual noise</b>	0.2 $\mu$ V	Can only be read to 100 $\mu$ V (none measured)
<b>Frequency response</b>		
PHONO RIAA	$\pm$ 0.2 dB 20–20,000 Hz	+0.6/–0 dB
AUX	$\pm$ 0.5 dB 5–100,000 Hz	$\pm$ 0.25 dB 20–20,000 Hz
<b>Tone controls</b>		
Bass turnover	100 Hz–500 Hz	Confirmed
Bass boost/cut	$\pm$ 10 dB/20 Hz	Confirmed
Treble turnover	1 kHz–5 kHz	1.5 kHz–5 kHz
Treble boost/cut	$\pm$ 10 dB/20 Hz	Confirmed
<b>Filters: LOW</b>	15 Hz (12 dB/octave)	Not measured
<b>HIGH</b>	10 kHz (12 dB/octave)	8.6 kHz (12 dB/octave)
<b>Audio muting</b>	20 dB	Confirmed



## Ortofon Concorde 30 low-mass stereo phono cartridge



The Concorde 30 is the premium model in a new line of LM series phono cartridges from Ortofon. This series has

been designed, according to Ortofon, to have the lowest possible mass; hence the appellation "LM." This is actual cartridge mass, as distinguished from the effective mass of the stylus system, the latter also being very low in LM cartridges.

There are four LM series models, two designed for conventional tonearm headshells with 1/2" (12.7-mm) mounting centers and two that plug directly into the end of a universal four-pin plug-in type headshell tonearm. The Concorde 30 is in the latter category. It has a total mass of only 6.5 grams (less than half the mass of the typical cartridge/headshell assembly it replaces) and plugs directly into the end of the tonearm. The name "Concorde" derives from the cartridge's shape, which

ITEM NO.  
WK-7

CMOS SAFE

# IC INSERTION/EXTRACTION KIT

**KIT INCLUDES**

- MOS-1416 14-16 CMOS SAFE INSERTER
- MOS-2428 24-28 CMOS SAFE INSERTER
- MOS-40 36-40 CMOS SAFE INSERTER
- EX-1 14-16 EXTRACTOR
- EX-2 24-40 CMOS SAFE EXTRACTOR




**OK MACHINE & TOOL CORPORATION**  
3455 CONNER ST., BRONX, N.Y. 10475 U.S.A.  
PHONE (212) 994-6600 TELEX NO 125091



PRINTED IN U.S.A.

PATENT PENDING



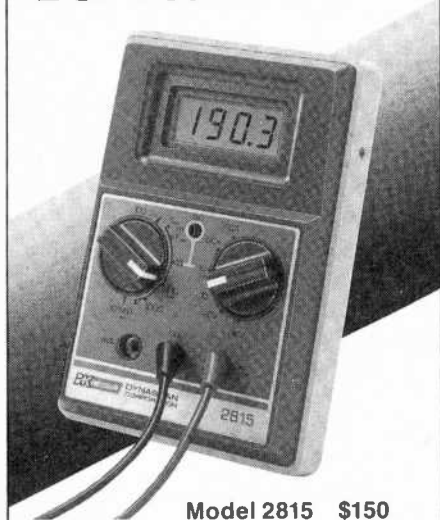
INS-1416	14-16 PIN DIP IC INSERTER	\$ 3.49
MOS-1416	14-16 PIN MOS CMOS SAFE INSERTER	\$ 7.95
MOS-2428	24-28 PIN MOS CMOS SAFE INSERTER	\$ 7.95
MOS-40	36-40 PIN MOS CMOS SAFE INSERTER	\$ 7.95
EX-1	14-16 PIN EXTRACTOR TOOL	\$ 1.49
EX-2	24-40 PIN CMOS SAFE EXTRACTOR TOOL	\$ 7.95
WK-7	COMPLETE IC INSERTER/EXTRACTOR KIT	\$29.95

MINIMUM BILLING \$25.00. ADD SHIPPING CHARGE \$2.00. NEW YORK RESIDENTS ADD APPLICABLE TAX.

**OK MACHINE & TOOL CORPORATION 3455 CONNER ST., BRONX, N.Y. 10475 (212) 994-6600/TELEX 125091**

# Discover today's high-resolution 3½-digit DMM

## B&K-PRECISION's LCD Model 2815



Model 2815 \$150

- 0.01 ohm, 100nA, 100 $\mu$ V resolution
- 0.1% DC accuracy
- Shielded and protected to stay accurate in rf fields
- Fully overload protected on all ranges
- Auto-zero and auto-polarity
- Alternating high-/low-power ohms ranges for solid-state circuitry measurements

Compare the resolution offered by the new B&K-PRECISION Model 2815 with any other DMM in its price class. Its high resolution stands alone. The 2815 also delivers 0.1% DC and 0.3% AC accuracy. For added convenience, a tilt stand is built-in.

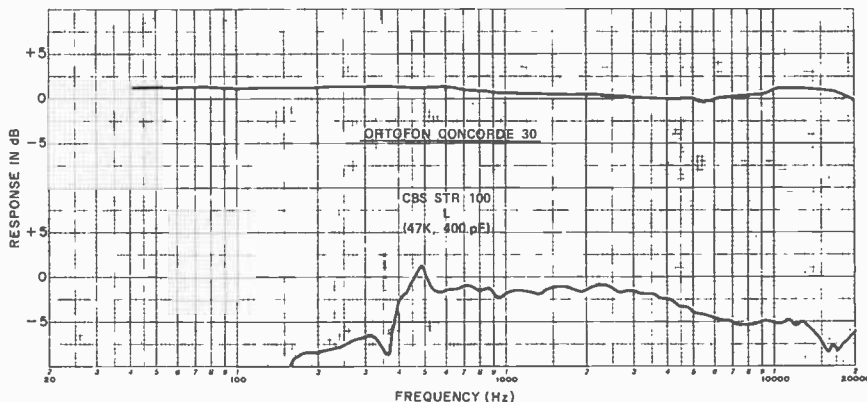
Available for immediate delivery at your local B&K-PRECISION distributor

**BK PRECISION**

**DYNASCAN CORPORATION**

6460 West Cortland Street  
Chicago, Illinois 60635 • 312/889-9087  
In Canada: Atlas Electronics, Ontario  
Int'l Sls. Empire Exp. 270 Newtown Rd., Plainville, L.I., NY 11803

CIRCLE NO. 9 ON FREE INFORMATION CARD



Frequency response and crosstalk for left channel.

closely resembles the hinged nose section of the Concorde aircraft. The actual cartridge occupies only the tip of the tapered body, and its stylus assembly pulls off for easy replacement. Suggested retail price is \$165.00.

**General Description.** When installed in a typical tonearm, a low-mass cartridge such as the Concorde 30 usually has a low-frequency resonance greater than 8 Hz, where it will not be unduly sensitive to excitation by record warps. This reduced sensitivity produces a more stable tracking system that is able to handle warped records that would normally be unplayable.

Most tonearms designed for universal plug-in headshells were meant to accommodate fairly massive cartridges. In many cases, their counterweights cannot be adjusted to balance a very-low-mass cartridge like the Concorde 30. Therefore, Ortofon supplies with each LM cartridge a low-mass counterweight, which has a mass of 70 grams (the usual is 120 to 150 grams) and is designed to fit almost any tonearm to properly balance the Concorde 30. Since this weight is fastened in place with a plastic setscrew, the tracking-force scale of the usual threaded counterweight cannot be used with this cartridge.

Included with each Concorde 30 are a small stylus-force gauge, a plastic jig for aligning cartridge azimuth so the stylus cantilever is perpendicular with the record surface in a front view, a small screwdriver, and a stylus cleaning brush. There is also a small Allen wrench for loosening the cartridge body to permit its overhang to be varied over a range of about 4 mm.

In operation, the stylus cantilever moves a small armature in the field of a powerful but lightweight magnet. This varies the distribution of magnetic flux between a pair of fixed pole pieces for each channel. This induces a corresponding voltage into coils that surround the pole pieces. Ortofon claims that this Variable Magnetic Shunt (VMS) design gives exceptionally low distortion. The diamond stylus at the free end of the cantilever has a "fine-line" shape that gives an extended contact area along the groove wall and an ability to trace the shortest wavelengths, or highest frequencies, with minimum distortion.

Like other Ortofon moving-iron cartridges, also of VMS design, the Concorde 30 should be loaded by a relatively high capacitance of 400 pF in parallel with the usual 47,000 ohms. It is designed to track at 1.2 to 1.8 grams (1.5 grams nominal) and is rated to track a 70-micron amplitude of a 300-Hz laterally modulated groove.

**Laboratory Measurements.** We tested the Concorde 30 in the tonearm of a typical record player designed for the universal plug-in headshell. The effective mass of the tonearm and a conventional cartridge of about 6 grams mass measured 26.5 grams. As expected, the regular counterweight was unable to balance the Concorde 30. Therefore, we replaced it with the weight supplied with the cartridge. When balanced for a tracking force of 1.5 grams, the tonearm with the Concorde 30 had an effective mass of 18 grams.

Then we terminated the cartridge outputs with the recommended resistance and capacitance values. As rated, the

## Performance Specifications

Specification	Rating	Measured
Frequency response	20-25,000 Hz (no tol.)	40-20,000 Hz $\pm$ 1.5 dB
Output voltage at 3.54 cm/s	2.25 mV	3.75 mV
Channel separation (1 kHz)	More than 25 dB	32 dB
Channel balance (1 kHz)	1.5 dB	0.5 dB
Tracking ability at 300 Hz lateral	70 microns	Confirmed
Tracking ability at 10 kHz	30 cm/s	Not checked
Vertical tracking angle	20°	24°
Total weight	6.5 g	Not checked
Recommended load	47k/400 pF	Confirmed

POPULAR ELECTRONICS



Concorde 30 tracked the 300-Hz tones on the German Hi Fi Institute record up to the 70-micron level with low distortion. The cartridge was also able to track our high-level midrange and low-frequency test records with no difficulty. Its output was 3.75 mV/channel at a 3.54-cm/s velocity. Channel balance was within 0.5 dB. Vertical stylus angle was 24°.

Using the CBS STR100 test record, the frequency response was within ±1.5 dB from 40 to 20,000 Hz. Similar results were obtained with a B&K 2009 test record. Channel separation at 1000 Hz was about 20 dB with these records. Evidently, the cartridge geometry was closer to that of the cutters used to make JVC and Audio-Technica test records, since they elicited a separation of about 32 dB. With all records, high-frequency separation was very good, measuring 25 to 27 dB at 10,000 Hz and 22 to 27 dB at 20,000 Hz.

Flattest frequency response was obtained with the recommended 400-pF load. However, even with 150-pF termination, the output reduced by only about 1 dB between 5000 and 11,000 Hz and to a maximum of +3 dB at 20,000 Hz, relative to the 1000-Hz level. This would probably not be detectable by many listeners. The low-frequency resonance in the test tonearm was well-placed at 9 Hz with a somewhat high amplitude of about 7 dB.

Ortofon's claims for low distortion in the Concorde design were amply confirmed by our tests. High-frequency tracking distortion, playing the 10,800-Hz tone bursts of

the Shure TTR-103 test record, varied from 0.74% at 15 cm/s to 1.2% at 30 cm/s, which is on a par with some of the best results we have found. Even more impressive was the IM distortion we measured with the Shure TTR-102 record (400- and 4000-Hz tones). It was 0.6% to 0.8% at velocities up to 13.5 cm/s and climbed smoothly to a mere 2.7% at 27 cm/s. These are about the lowest distortion figures (at the velocity levels normally encountered on commercial records) we have measured from the TTR-102 record—and they may be the residual of the record. More important, the cartridge showed no tendency to mistrack at the 1.5-gram force we used. The square-wave response to the CBS STR112 record was also very good, with a flat top and only a single small overshoot.

**User Comment.** Subjective tracking tests with Shure's "Audio Obstacle Course" records were consistent with our measurements. The earlier ERA III record was playable in its entirety with no audible mistracking. With the newer ERA IV record, we heard the beginning of slight mistracking on the highest level of the bells, combined harp/flute, and flute/bell sections. The flute and harp solo sections were playable at their maximum levels without distortion. This represents excellent tracking ability, matched by only a few cartridges in our experience.

These tracking tests are unusually severe, designed as they are to exceed the

capabilities of almost any cartridge (otherwise they would have little value as test signal sources). When we played music records of various kinds, we found that the Concorde 30 was as inconspicuous sonically as it was visually. Some listeners felt that the cartridge has particularly well-defined bass.

Over the years, we have accumulated a number of badly warped records whose present function is to challenge record-playing equipment. Most of today's fairly massive tonearms, including the one in which we installed the Concorde 30, when coupled with a highly compliant cartridge, will bounce into the air every time one of these warps is encountered. This both creates a "thump" and, under the influence of the antiskating torque, outward shift of a few grooves every time the tonearm loses contact with the record.

The Concorde 30 played many of these records successfully. We still heard the "thump" in some cases, but the pickup usually stayed with the record, making it once again playable and listenable. Other tonearms would doubtlessly respond differently, but it is safe to say that the Concorde 30 will make almost any tonearm track better than would be possible with more massive conventional cartridges. Sonically, the Concorde 30 is one of the smoothest, cleanest, and least distorted cartridges we have heard in some time. Its reduced mass represents a much needed step in the right direction.

CIRCLE NO. 103 ON FREE INFORMATION CARD

# TIMEGLOW

**NEW Digital Electronic Alarm Clock Systems and Clock/radio Modules in RED, GREEN, YELLOW OR BLUE**

Timeglow Company Ltd. — A company exclusively devoted to electronic time "movements"

Our prices are **LOWEST** because we specialize in time systems. All merchandise 100% guaranteed.

Now you can make a digital clock anywhere and in any color you want. Step by step instructions provided for systems. Only soldering iron and solder needed for easy assembly.



TG 1002 R12-5 Complete kit except case

### Functional Features TG 1001 and TG 1002

- Available in two display sizes: TG 1001, 6" (15mm) and TG 1002, 9" (23mm)
- High efficiency "RED", "GREEN" and "YELLOW" LED display
- User programmable 12/24 hr., 50/60 Hz. fixed or flashing color indicator
- On board alarm oscillator
- P.M. Color Alarm "ON" LED indicators
- Multiple 9-minute snooze counter
- Direct drive LED display - no RFI
- 24 hr. alarm with ON-OFF control
- Display flashes after power has been interrupted for more than 2 seconds
- Insensitive to temporary loss of power (2 sec.)
- Easy to use slow, fast and seconds time set controls
- One finger 59-minute sleep counter setting
- Four display modes [TIME, SECONDS, ALARM and SLEEP]
- Leading zero blanking
- External brightness control capability
- On board radio switch for clock radio applications
- Pulsating 2 kHz alarm tone output
- Operates from single winding transformer

### Functional Features TG 1003

- User programmable 12 or 24 hr. and fixed or flashing color indicators
- Digital size 3" (7.5 mm), 4 digit fluorescent indicator panels
- Hours, minutes, seconds set controls
- Hours, minutes, seconds reset control with on the hour signal output (1024 Hz, 1 sec)
- Speaker included
- Operates from 12 VDC supply
- Lockout of time setting when display is "off" with display mode select
- Automotive display brightness control logic
- Crystal controlled oscillator (6,194,304 MHz)
- Bright 0.3" vacuum fluorescent display filterable to Blue, Green and Yellow
- Protected against automotive voltage transients and battery reversal
- Convenient no roll over time setting controls at 1 Hz rate
- Leading zero blanking

### Functional Features TG 1004

- LCD 4" (10mm) 4 digit display
- AM, PM indicator (for 12 hr only), WK (wake time) and TM (sleep time) indicators
- 12 or 24 hr. available
- User programmable fixed or flashing color
- On board alarm oscillator
- Multiple 7 minute snooze counter
- 24 hr alarm with on-off control
- 59 minute sleep counter setting
- Convenient no roll over time setting controls at 1 Hz rate on hours and minutes
- Hours, minutes reset control with on the hour signal output
- Crystal controlled oscillator of 32.768 kHz
- Leading zero blanking

**TG 1005** — A 12 or 24 hr clock module featuring 4 digit, 6" (15mm), vacuum fluorescent display filterable to Blue, Green or Yellow. Other features similar to TG 1001.

**Kit Includes: Clock Module, Transformer, AC Line Cord, Switches, Speaker, Wire Nuts, and Connecting Wire.**

### Digital Electronic Alarm Clock System

[Complete kit except case]

QTY	ITEM NUMBER	DESCRIPTION	PRICE
	TG 1001 R12-5	LED Red, 12 hr., 6" (15mm) system	\$ 8.95
	TG 1001 R24-5	LED Red, 24 hr., 6" (15mm) system	11.50
	TG 1002 R12-5	LED Red, 12 hr., 9" (23mm) system	11.50
	TG 1002 R24-5	LED Red, 24 hr., 9" (23mm) system	13.00
	TG 1001 G12-5	LED Green, 12 hr., 6" (15mm) system	12.50
	TG 1001 G24-5	LED Green, 24 hr., 6" (15mm) system	14.00
	TG 1001 Y12-5	LED Yellow, 12 hr., 6" (15mm) system	12.50
	TG 1001 Y24-5	LED Yellow, 24 hr., 6" (15mm) system	14.00
	TG 1003 B-5	VF Blue, 12 or 24 hr., 3" (7.5mm) system, 12VDC, Case, switches & speaker inc.	19.95
	TG 1004 12-5	LCD, 12 hr., 4" (10mm) system includes switches & speaker	19.95
	TG 1004 24-5	LCD, 24 hr., 4" (10mm) system includes switches & speaker	19.95
	TG 1005 12-5	VF, 12 hr., 6" (15mm) system	12.50
	TG 1005 24-5	VF, 24 hr., 6" (15mm) system	14.00

### Clock (radio) Module only

QTY	ITEM NUMBER	DESCRIPTION	PRICE
	TG 1001 R12	LED Red, 12 hr., 6" (15mm) module	\$ 6.95
	TG 1001 R24	LED Red, 24 hr., 6" (15mm) module	7.75
	TG 1002 R12	LED Red, 12 hr., 9" (15mm) module	8.50
	TG 1002 R24	LED Red, 24 hr., 9" (15mm) module	9.25
	TG 1001 G12	LED Green, 12 hr., 6" (15mm) module	9.50
	TG 1001 G24	LED Green, 24 hr., 6" (15mm) module	10.25
	TG 1001 Y12	LED Yellow, 12 hr., 6" (15mm) module	9.50
	TG 1001 Y24	LED Yellow, 24 hr., 6" (15mm) module	10.25
	TG 1003	VF, 12 or 24 hr. module, 3" (7.5mm) speaker included (no switches, no case)	14.95
	TG 1004-12	LCD, 12 hr., 4" (10mm) module	17.95
	TG 1004-24	LCD, 24 hr., 4" (10mm) module	17.95
	TG 1005 12	VF, 12 hr., 6" (15mm) module	9.50
	TG 1005 24	VF, 24 hr., 6" (15mm) module	10.25

\*For TG 1001 and TG 1002 modules and systems, only the 24 hr modules have optional 12/24 hr capability  
\*\*After a 4 month introductory period, prices will increase starting Dec. 1, 1979, for systems with \$2.00 and for modules with \$1.50 per item. Accessories prices will remain the same.

### Accessories

QTY	ITEM NUMBER	DESCRIPTION	PRICE
	TG 100	Fast and slow set, seconds and alarm on-off switch	\$1.00
	TG 101	Snooze and alarm set switch	1.00
	TG 120 LE/TF	Transformer 120V	2.95
	TG 220 LE/TF	Transformer 220V	3.00
	TG 300	Speaker for alarm	1.00
	TG 400	Line cord 220V	1.00
	TG 401	Line cord 220V (Europe)	2.00
	TG 500	Case for TG 1000 (3 1/4" x 2 1/4" x 2 1/4")	5.95

### Shipping and Handling Charges

For clock systems add \$2.50 per system.  
For modules and accessories (except transformers) add \$1.00 per order.  
For transformers add \$1.00 per transformer.  
For orders over \$100.00 - no charge.  
We ship worldwide - Add 20% for overseas orders.  
Prices subject to change without notice.  
To order, call or send check/money order with form to: Microform, Inc. 14320 Saratoga-Sunnyvale Road Saratoga, CA 95070 U.S.A.  
Tel: (408) 867-5659  
TWX/TELEX: 910-590-9000 Microform



Name \_\_\_\_\_ Phone \_\_\_\_\_  
Address \_\_\_\_\_ City \_\_\_\_\_ State \_\_\_\_\_ Zip \_\_\_\_\_  
Charge card number VISA/MC \_\_\_\_\_ Exp. Date \_\_\_\_\_  
For MC include 4-digit Interbank number \_\_\_\_\_ Signature \_\_\_\_\_

Total price of items checked above \_\_\_\_\_  
Calif. residents add 6% sales tax \_\_\_\_\_  
Shipping & handling charges \_\_\_\_\_  
Total check or money order \_\_\_\_\_

OEM customers: Large discounts available.

---

# At CIE, you get electronics career training from specialists.

**If you're interested in learning how to fix air conditioners, service cars or install heating systems – talk to some other school. But if you're serious about electronics, come to CIE – The Electronics Specialists.**

---

*John E. Cunningham*

**Special Projects Director  
Cleveland Institute of Electronics**



**M**y father always told me that there were certain advantages to putting all your eggs in one basket. "John," he said, "learn to do one important thing better than anyone else, and you'll always be in demand."

I believe he was right. Today is the age of specialization. And I think that's a very good thing.

Consider doctors. You wouldn't expect your family doctor to perform open heart surgery or your dentist to set a broken bone, either. Would you?

For these things, you'd want a specialist. And you'd trust him. Because you'd know if he weren't any good, he'd be out of business.

### Why trust your education and career future to anything less than a specialist?

You shouldn't. And you certainly don't have to.

**FACT:** CIE is the largest independent home study school in the world that specializes exclusively in electronics.

We have to be good at it because we put all our eggs in one basket: electronics. If we hadn't done a good job, we'd have closed our doors long ago.

### Specialists aren't for everyone.

I'll tell it to you straight. If you think electronics would make a nice hobby, check with other schools.

But if you think you have the cool — and want the training it takes — to make sure that a sound blackout during a prime time TV show will be corrected in seconds — then answer this ad. You'll probably find CIE has a course that's just right for you!

### At CIE, we combine theory and practice. You learn the best of both.

Learning electronics is a lot more than memorizing a laundry list of facts about circuits and transistors. Electronics is interesting because it's based on some fairly recent scientific discoveries. It's built on ideas. So, look for a program that starts with ideas — and builds on them.

That's what happens with CIE's Auto-Programmed® Lessons. Each lesson uses world-famous "programmed learning" methods to teach you important principles. You explore them, master them completely... before you start to apply them!

But beyond theory, some of our courses come fully equipped with the electronics gear to actually let you perform hundreds of checking, testing and analyzing projects.

In fact, depending on the course you take, you'll do most of the basic things professionals do every day — things like servicing a beauty of a Zenith color TV set... or studying a variety of screen display patterns with the help of a color bar generator.

Plus there's a professional quality oscilloscope you build and use to "see" and "read" the characteristic waveform patterns of electronic equipment.

### You work with experienced specialists.

When you send us a completed lesson, you can be sure it will be reviewed and graded by a trained electronics instructor, backed by a team of technical specialists. If you need specialized help, you get it fast... in writing from the faculty specialists best qualified to handle your question.

### People who have known us a long time, think of us as the "FCC License School."

We don't mind. We have a fine record of preparing people to take... and pass... the government-administered FCC License exams. In fact, in continuing surveys nearly 4 out of 5 of our graduates who take

the exams get their Licenses. You may already know that an FCC License is needed for some careers in electronics — and it can be a valuable credential anytime.

### Find out more! Mail this card for your FREE CATALOG today!

If the card is gone, cut out and mail the coupon.

I'll send you a copy of CIE's FREE school catalog, along with a complete package of independent home study information.

For your convenience, I'll try to arrange for a CIE representative to contact you to answer any questions you may have.

Remember, if you are serious about learning electronics... or building upon your present skills, your best bet is to go with the electronics specialists — CIE. Mail the card or coupon today or write CIE (and mention the name and date of this magazine), 1776 East 17th Street, Cleveland, Ohio 44114.



Patterns shown on TV and oscilloscope screens are simulated.



## CIE Cleveland Institute of Electronics, Inc.

1776 East 17th Street, Cleveland, Ohio 44114

Accredited Member National Home Study Council

**YES...** John, I want to learn from the specialists in electronics — CIE. Send me my FREE CIE school catalog — including details about troubleshooting courses — plus my FREE package of home study information.

PE-02

Print Name \_\_\_\_\_

Address \_\_\_\_\_ Apt. \_\_\_\_\_

City \_\_\_\_\_

State \_\_\_\_\_ Zip \_\_\_\_\_

Age \_\_\_\_\_ Phone (area code) \_\_\_\_\_

Check box for G.I. Bill information:  Veteran  Active Duty

**Mail today!**

# If all you want is everything...



## Here it is.

These machines have it all. Every advanced feature you could want. And more.

The luxurious new digital receivers and cassette decks from Vector Research are rugged but beautiful.

Omni-talented but simple.

Advanced but affordable.

Our VRX-9000 receiver has quartz-locked digital-synthesized AM and FM tuning circuitry. Built-in C-MOS micro-computer in charge of preset 12-station memory. Automatic AM and FM

scanning. Optional remote and rack mount. And more.

VCX-600 deck features computerized Programmable Music Search.<sup>TM</sup> Sendust heads for metal tape. Two-motor solenoid-activated logic-controlled transport. LED color-bar peak level meters. Optional remote with all function controls. Everything!

Suggested retail price \$750 each.\* Other Vector Research models as low as \$350.

So if your appetite for perfection is huge but your stash of cash is

modest, call us toll-free at 800-854-2003 or, in California, 800-522-1500 ext. 838. We'll tell you the nearest store where Vector Research is now playing.

See them and hear them; feel their feather touch; put them under your control. We promise you a surprising and sensual experience.

\*Optional with dealer

VRX-9000 Digital Receiver has RMS power (both channels driven, from 20 to 20,000 Hz, with no more than 0.08% total harmonic distortion) of 80 watts per channel into 8 ohms.

VCX-600 Three-Head Cassette Deck wow and flutter is less than 0.06%. Frequency response [ $\pm 3$  dB]: metal tape, 30 to 20,000 Hz; Co or CrO<sub>2</sub> tape, 30 to 18,000 Hz.

# vector research

**A new direction in sound technology.**

© 1979 by Vector Research, Inc. 20600 Nordhoff Street, Chatsworth, CA 91311

CIRCLE NO. 72 ON FREE INFORMATION CARD

# Radioteletype Reader for Shortwave Receivers

BY GEORGE STEBER  
WB9LVI

## Part 1: Theory and Circuit Operation

Words and numbers are spelled out as moving characters when the garbled ASCII or Baudot code signal is received.

**H**AVE YOU ever wondered about those strange-sounding "deedle-deedle" signals on the shortwave utility and amateur bands? Chances are they are radioteletype (RTTY) signals, one of the more exotic modes of commu-

tion employed today. News dispatches, commercial messages, weather bulletins, and amateur radio traffic are just some of the fascinating transmissions sent via RTTY.

The project presented here, the RTTY Reader, makes it possible for you to tune in and literally read these RTTY messages. It accepts audio signals from a communications receiver and automatically converts them into alphanumeric symbols which are displayed on an eight-character LED readout. The display operates in "Times Square" mov-

ing-character fashion, making it easy to read the decoded messages.

What's more, the RTTY Reader boasts an advanced circuit design that ensures accurate, reliable performance—even when receiving conditions are marginal.

The project's versatile signal-processing system is capable of handling Baudot code at speeds of 60, 67, 75 and 100 wpm as well as ASCII at 110 baud. Its demodulator includes separate active filters for narrow, medium, and wide frequency shifts. "Space" and "mark" LEDs glow when the RTTY signal is properly tuned in and the project's controls are correctly adjusted. Standard



TTL and linear IC's are employed, as are a UART a PROM, and discrete components. Total project cost is approximately \$190.

**RTTY Basics.** Radioteletype transmits data in serial form by means of frequency-shift keying (FSK). Two frequencies are employed in an FSK system, one called the "mark" frequency and the other the "space" frequency. Only one of them is transmitted at any given moment. At the receiver, a demodulator or terminal unit (TU) converts these frequencies into appropriate logic levels. If a teleprinter is connected to the TU, the "mark" or "on" state causes current to flow in the RTTY loop, while the "space" or "off" state causes no current to flow. In the RTTY Reader, the "mark" frequency is decoded as a logic one and the "space" frequency as a logic zero.

There is some variation in the choice of frequencies corresponding to marks and spaces. So-called "narrow-shift" (170-Hz) FSK systems employ 2125 Hz for marks and 2295 Hz for spaces. Narrow shift is the choice of most radio amateurs active in RTTY communications. Commercial press and weather stations, however, favor medium- or wide-shift FSK. Medium (400-Hz) shift employs 2125 Hz for marks and 2525 Hz for spaces. In wide-shift (850-Hz) FSK, marks are transmitted on 2125 Hz, as in the other two systems, but spaces are transmitted on 2975 Hz. For maximum versatility, the RTTY Reader has been designed to handle all three frequency shifts.

There are several methods of generating FSK signals. Audio frequency-shift keying (AFSK) is accomplished by modulating an AM, SSB or FM transmitter with audio tones corresponding to the appropriate mark and space frequencies. Pure FSK is generated by switching a small reactance in and out of the RTTY transmitter's frequency-determining network. Inserting and removing the reactance causes the oscillator to shift frequency slightly. The magnitude of the keyed reactance is chosen to generate the appropriate frequency shift.

Diode switching of a discrete capacitor is a time-honored method of generating pure FSK, but Varactor diodes offer an attractive alternative. The capacitance of a Varactor diode changes with the amount of reverse bias applied across the pn junction. Therefore, if a Varactor is inserted in the frequency-determining network and its bias is changed to reflect the presence of a

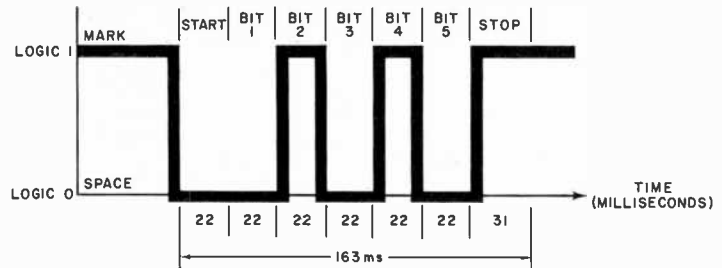


Fig. 1. Graphical representation of the letter R or the numeral 4 encoded in 60-wpm Baudot code.

mark or a space, the frequency of the oscillator will shift. An appropriate choice of Varactor type and bias levels will result in the generation of the desired frequency shift.

On the hf bands, pure FSK and AFSK modulation of an SSB transmitter are the rule. If AFSK/SSB modulation is done correctly, it will be indistinguishable from pure FSK at the receiver. Either mode requires the use of a communications receiver with a BFO. At vhf, AFSK modulation of an AM or FM transmitter is more common than pure FSK. This calls for the use of a vhf receiver capable of detecting the type of modula-

tion impressed upon the carrier at the transmitter.

Various codes are used to transmit alphanumeric characters via RTTY. The most popular is a five-level code, popularly known as Baudot. Another code employed in many commercial-communications and computer-interface teleprinter applications is eight-level ASCII. At the time this article is being written, the FCC has not yet approved the use of ASCII RTTY by radio amateurs. There is, however, great expectation that the FCC will do so. Until then, amateur RTTY enthusiasts will continue to employ Baudot. The fact that many

TABLE I—BAUDOT CHARACTER SET AND BIT SEQUENCES

Lower case	Upper case	Start bit	Bit 1	Bit 2	Bit 3	Bit 4	Bit 5	Stop bit
A	-	0	1	1	0	0	0	1
B	?	0	1	0	0	1	1	1
C	:	0	0	1	1	1	0	1
D	\$	0	1	0	0	1	0	1
E	3	0	1	0	0	0	0	1
F	1	0	1	0	1	1	0	1
G	&	0	0	1	0	1	1	1
H	#	0	0	0	1	0	1	1
I	8	0	0	1	1	0	0	1
J	1	0	1	1	0	1	0	1
K	(	0	1	1	1	1	0	1
L	)	0	0	1	0	0	1	1
M	.	0	0	0	1	1	1	1
N	.	0	0	0	1	1	0	1
O	9	0	0	0	0	1	1	1
P	0	0	0	1	1	0	1	1
Q	1	0	1	1	1	0	1	1
R	4	0	0	1	0	1	0	1
S	Bell	0	1	0	1	0	0	1
T	5	0	0	0	0	0	1	1
U	7	0	1	1	1	0	0	1
V	:	0	0	1	1	1	1	1
W	2	0	1	1	0	0	1	1
X	/	0	1	0	1	1	1	1
Y	6	0	1	0	1	0	1	1
Z	"	0	1	0	0	0	1	1
Blank	Non-printing	0	0	0	0	0	0	1
Car. return	Non-printing	0	0	0	0	1	0	1
Line feed	Non-printing	0	0	1	0	0	0	1
Space	Non-printing	0	0	0	1	0	0	1
Letters	Non-printing	0	1	1	1	1	1	1
Figures	Non-printing	0	1	1	0	1	1	1

Note: 1 = mark, 0 = space.



# INCREDIBLE. A POCKET CALCULATOR/STOPWATCH/ALARM CLOCK THAT MAKES MUSIC.

It's as small as a candy bar, and even thinner.

Yet Casio's new Melody-80 combines no fewer than nine separate time-keeping functions, the talents of a sophisticated electronic calculator, and it entertains you with Beethoven. As well as your own immortal musical creations.

And you can be among the first to have one in your pocket, simply by picking up your phone and ordering directly from The Sharper Image.

## A 2-alarm alarm clock.

As a start, this is likely to be the most useful home or travel timekeeper you've ever owned.

With  $\pm 15$  seconds per month quartz accuracy, it displays hours, minutes and every second, plus the day of the week—in crisp, oversized liquid crystal digits. It also gives you a four tone chime on the hour, if desired.

You press a button, and there's the date. Incidentally, its calendar is programmed to make automatic end-of-month adjustments for the next 120 years.

It gives you two independent alarm systems; each of which may be set to signal you

AM or PM with either electronic beeps or 20 seconds of classical music. (Alarm 1 plays *Tarantella Napoletana*; alarm 2, several bars of Beethoven's *Für Elise*.)

You can also choose between melody or beep with its additional count-down timer, which can be set to go off at

the exact second—from 1 second to 24 hrs.

Operating continuously, the Melody-80 performs for up to 12 months without a battery change (replacements are available from any jeweler or camera store).

## Full function stopwatch plus calculator.

While remarkably compact, no sacrifices have been made for size.

In stopwatch mode, the Melody-80 times events to the nearest 1/10 second, up to 24 indicated hours (and beyond, with automatic start-over).

It tracks elapsed times, laps and time-outs, even 1-2 finishes—a feat very few stopwatches can accomplish.

The calculator solves your toughest figuring to 8 digits. Provides every calculator key with its own musical note to remind you entries are being correctly made.


interrupt clock or stopwatch functions.

## Ready, Maestro?

As you must have figured out by now, the Melody-80 doesn't confine its genius to strictly serious business.

By flicking the upper right-hand switch, you convert its calculator buttons into music keys, a full 11 note scale from A to D.

Entertain your friends with clean, synthesizer style sounds. Play anything from boogie to Bach. Tunes can even be amplified with a microphone and home stereo for surprisingly rich tones.

Ready for an encore? Simply touch the  button and hear your creation repeated in a rapid, even rhythm.

## Applaud. Or get your money back.

This new everything-in-one instrument is only \$49.50. Which includes complete instructions, carrying case, desk-top stand, batteries, one-year manufacturer's warranty and convenient service by mail, if needed. Plus, The Sharper Image's own two-week return privilege.

If it's not the most superb calculator you've ever seen, just send it back as new for a complete and courteous refund, no questions asked. And we really mean it.

## ORDER NOW TOLL-FREE.

For fastest delivery, credit card holders may use our toll-free ordering number. Or send check for \$49.50 plus \$1.50 delivery. Add \$2.97 tax in California.


**(800) 227-3436**

In California (800) 622-0733

## THE SHARPER IMAGE™

260 California St., Dept. CM— 049  
San Francisco, CA 94111  
(415) 788-4747

© 1979 The Sharper Image



While marvelously compact (4-1/2" x 2-1/4" x 5/16"), the Melody-80 provides an ample amount of space between its keys, reducing the chance of making incorrect entries. Shown approximately 3/4 actual size.

It works with plus and minus numbers, square roots, percentages, discounts, mark-ups and more. Even solves mind boggling calendar calculations, like: "What day of the week falls on January 1, 1982?"

And your calculations don't even

commercial as well as amateur RTTY users have made large investments in Baudot-code equipment makes it most probable that this code will continue to be used for many years. The RTTY Reader has been designed to be compatible with both codes, ensuring that FCC approval of ASCII will not render it obsolete.

Because Baudot is widely used, let's take a moment to see how it works. Each character transmitted in Baudot code is composed of a sequence of seven bits—a start bit, five data bits, and a stop bit. The start and stop bits are introduced to provide synchronization between the transmitting and receiving equipment. The data bits define the exact character transmitted. When Baudot is sent at a rate of 60 wpm, all elements (bits) of the code have a duration of 22 milliseconds, except the stop bit, which is 31 milliseconds long. Other common speeds, such as 67, 75, and 100 wpm, utilize correspondingly shorter bits.

A graphical representation of the letter R or the numeral 4 encoded in 60-wpm Baudot is shown in Fig. 1. This seven-bit word can be written as 0010101, where 0 is a space and 1 a mark. The duration of the seven-bit sequence is 163 milliseconds. Note that there is no way to tell whether an R or a 4 is being transmitted because the seven-bit sequence is identical for each. To distinguish between the two, the previous sequence of bits must be examined. If it was 0110111, which is defined in Baudot code as a nonprinting "figures shift" character, the next bit sequence received (0010101) will be interpreted as a 4. The teleprinter will remain in its "figures" mode until the bit sequence




Photo of internal arrangement of author's prototype shows vertical mounting of power-supply and display boards.

011111, defined as "letters shift", is received. Thereupon the teleprinter will return to its "letters" mode.

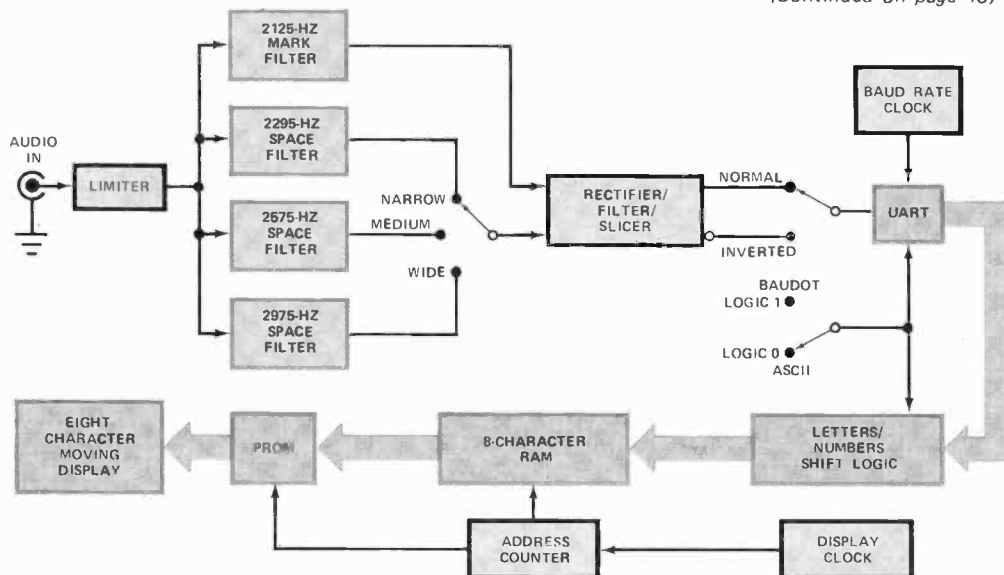
A standard Baudot keyboard has 31 keys and a space bar, but can generate a set of 52 characters and five "housekeeping" functions. This is done by doubling the functions of certain keys using the "letters shift" and "figures shift" commands. Listed in Table I are the standard Baudot character set and

corresponding bit sequences. The RTTY Reader can decode all of these characters except "Bell," a nonprinting command which activates an operator's signal inside a standard teleprinter.

**System Analysis.** A block diagram of the RTTY Reader is shown in Fig. 2. Audio signals from the communications receiver are applied to the input jack of the project. A limiter removes amplitude var-

(Continued on page 46)

Fig. 2. Functional block diagram of the RTTY reader illustrates how received teletype signals are converted into legible text.





# no loose ends

All-In-One: computer, floppy, I/O, 16K RAM. \$1595\*



## New Heathkit® H89 All-In-One Computer

Heath takes the risk out of selecting a balanced computer system. Now, video terminal, floppy, keyboard and 8-bit computer are brought together in one self-contained, compact unit. Nothing hangs out.

## Two Z80's

The personal computer has never been simpler. Or smarter. Two Z80 microprocessors mean terminal never shares power with computer, as do most desk-top units. So this terminal is capable of a multitude of high-speed functions, all controllable by keyboard or software.

## 102K bytes storage

Built-in floppy disk system gives you fast access to programs and data. Each 5¼-inch diskette has more than 102K bytes of storage area, enough to hold entire files. The All-In-One comes with 16K RAM, expandable to 48K.

## Hundreds of uses at home or work

The All-In-One Computer runs programs written in MICROSOFT™ BASIC and ASSEMBLER Languages. And it accepts all current software written for the popular Heathkit H8 computer. You can choose from scores of practical programs for home and business.

## Learn by building

What better way to learn about computers than to build one yourself? The All-In-One is available in easy-to-build kit form, as well as completely assembled. Like all Heath electronic kits, it comes to you with its own easy-to-follow assembly manual and a nationwide network of service centers to assure smooth sailing.

## FREE CATALOG



For complete details on the Heathkit H89 All-In-One Computer and nearly 400 other electronic kits for your home, work or pleasure, send today for the latest Heathkit Catalog of values.

\*\$1195 without floppy. Mail order kit price, F.O.B. Benton Harbor, MI. Also available at Heathkit Electronic Centers at slightly higher prices. Prices subject to change without notice.

# Heathkit®

HEATH COMPANY, DEPT. 010-590 BENTON HARBOR, MI 49022

CIRCLE NO. 5 ON FREE INFORMATION CARD

CP-165

# PRODUCT GALLERY

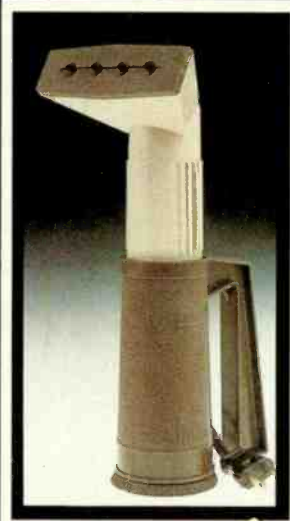
Here is a selection of useful products that are suited for your own use or for gift-giving.

**A. NIGHT WRITER** ball point pen. A great idea... a battery powered light is part of this pen, and it clicks on when the cap is put on the back end of the pen. Perfect for lectures, late night writing, etc. Complete with extra battery and cartridge. #62099 \$7.95 (.90)†

**B. "WRINKLES AWAY"** the compact hand steamer for quick touch-ups. Steams away wrinkles from all wearing apparel in just 3 minutes. Weighs only 15 oz., 9¼" high. Simply add tap water and steam away. Operates on AC. #62222 \$16.95 (1.80)

**C. CURRENT CONVERTERS.** An excellent set that will take you traveling with confidence. Set includes a 50 watt converter, a 1600 watt converter and 4 adapter plugs. All packed in a convenient travel case. #24487 \$32.95 (1.95)†

**D. PORTA-VAULT** drawer safe. Fill it with valuables, then slip it in a drawer. One steel flap locks on top, the second one springs up and jams against the top of the drawer. Only the right combination will release it. All steel construction. #62495 \$49.95 (3.60)†



**E. THE KWIK-STAMP...** really great for marking a return address or identification. Just press down and a clear three-line imprint appears. And the ink is self-contained so the need for an ink pad is eliminated. Over 50,000 impressions without re-inking. #24306 \$7.95 (.95)\*

**F. ATTACHE/OVERNIGHT CASE.** A superb idea! This case has two separate sections. By day, half of it functions as an attache. By night, the other side opens to hold an extra shirt, socks—overnight necessities. All excellent leather with brass trim. 17" x 13" x 5" #19847 \$189.95 (4.35)

**G. NO MISTAKING YOUR WEIGHT!** This computerized scale is all electronic...and shows an accurate weight in the form of a large red LED readout. All solid state, operates for about one year on 5 penlight batteries. Digital readout in pounds or kilos. #66242 \$59.95 (3.15)†



**H. TRAVEL SIZE CLOCK RADIO** by Aimor. Really great for waking to music even when you're away from home! And it also gives you the luxury of a radio in your hotel room! Folds to only 4" x 7" x 1½", operates on batteries, features AM and FM frequencies. #79246 \$69.95 (2.85)†

Call Toll Free  
800-558-8990  
In Wisc. call:  
H (414) 352-9020

\*Allow additional delivery time. †Warranty available.



**I. A PORTABLE FRONT-OUT CALCULATOR.** Use the LED display or display and tape. Standard adding machine paper. 10 digit display, 4-key memory, percent key. Operates on batteries or AC. (Adapter is included.) #40339 \$94.95 (3.10)†

**J. PHONE INDEX.** Battery operated... so you just press the letter. The index spins and stops on that letter to reveal your collection of numbers. #19054 \$29.95 (2.80)†

**K. AUTOMATIC PHONE DIALER/ CALCULATOR.** It's a computer that remembers and dials any of 32 different telephone numbers at a touch, redials, speeds emergency calls, and it's a desk-top calculator. #24114 \$199.95 (3.40)†

**L. STERLING MONEY CLIP** is a reproduction of your own business card in miniaturization. Sorry, embossed or debossed logos will not reproduce. 2" x 7/8". Please send card. #17E13 \$34.95 (1.55)\*

**M. CALCULATOR/CASSETTE COMBINATION.** 8 digit LCD readout, 4 function memory, dictation, recording and playing. Uses tiny micro-cassettes. #24205 \$79.95 (2.80)†

## PRODUCT GALLERY

Call Toll Free  
800-558-8990

SEND ORDERS TO:

Giftmaster, Dept. GE-11  
P.O. Box 1692  
825 W. Green Tree Rd.  
Milwaukee, WI 53209

Allow 3-4 weeks  
for delivery.

Print Name \_\_\_\_\_  
Address \_\_\_\_\_ Apt. # \_\_\_\_\_  
City \_\_\_\_\_  
State \_\_\_\_\_ Zip \_\_\_\_\_

ITEM NO.	QTY.	DESCRIPTION	UNIT COST	TOTAL

**CHECK METHOD OF PAYMENT**

Diners Club       Master Charge      Sub Total \$ \_\_\_\_\_  
 American Express       Visa      Add appropriate sales tax \$ \_\_\_\_\_  
Make check payable to Giftmaster, Inc.      for your state.      TOTAL \$ \_\_\_\_\_

Credit card orders without your signature and expiration date cannot be processed.

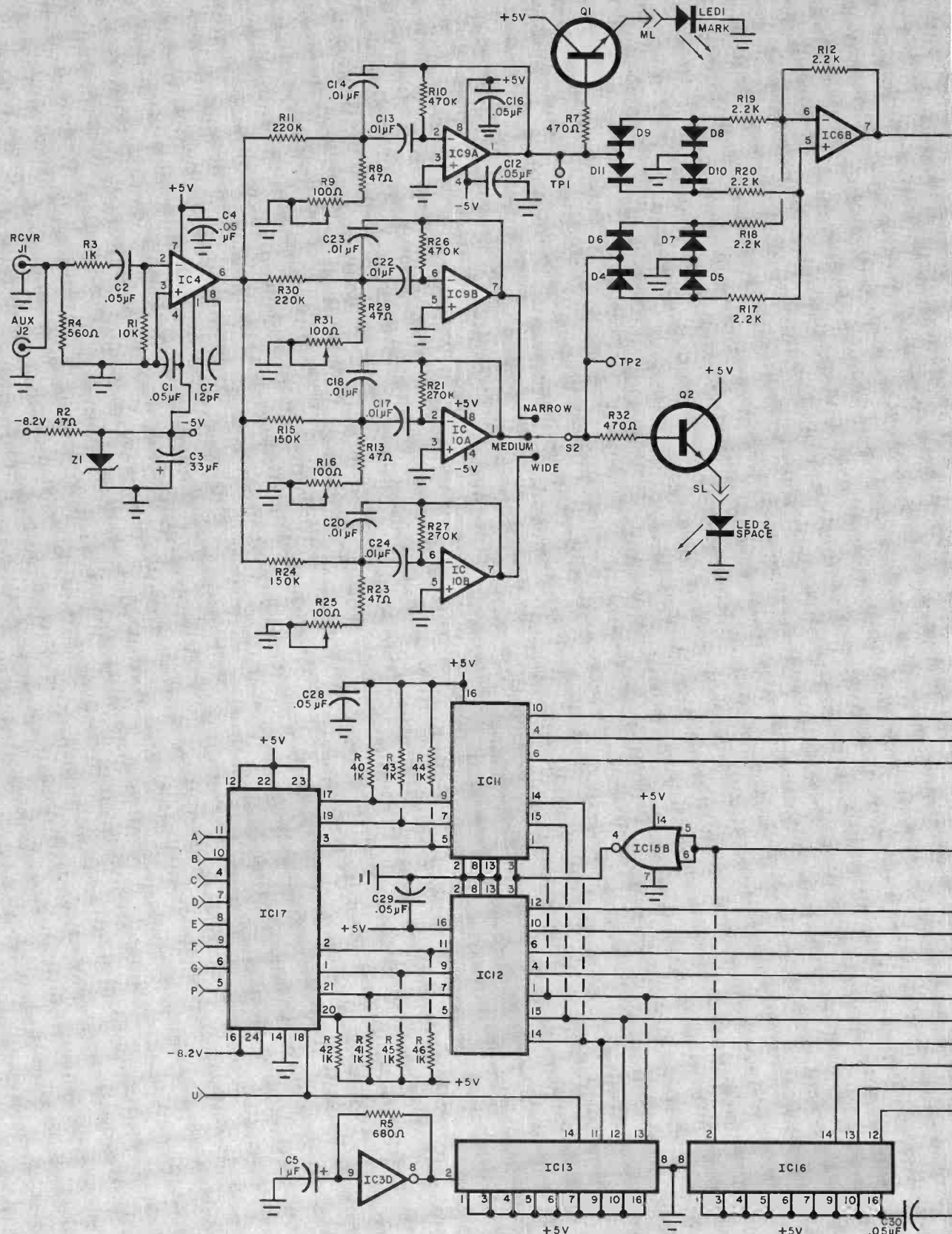
Credit Card No. \_\_\_\_\_ Exp Date month \_\_\_\_\_ year \_\_\_\_\_  
Telephone No. (\_\_\_\_) \_\_\_\_\_

Signature \_\_\_\_\_

iations from the audio signal to enhance the reliability of demodulation. Next, a bank of active bandpass filters separates the mark and space frequencies

from any other unwanted audio signals present at the output of the receiver. Narrow, medium or wide shift is selected by means of a switch that taps the out-

put of the active bandpass filter whose center frequency corresponds to the appropriate space frequency. The mark frequency remains the same no matter



which shift is selected by the switch.

In the next functional block, the selected space and mark signals are rectified and filtered into dc levels. This block

also contains a "slicer" which decides whether the RTTY signal is in the mark or space mode at any given instant. If it decides that a space is being received, it

generates a TTL-compatible logic 0. If the slicer decides that a mark is being received, a TTL-compatible logic 1 appears at the output of this stage.

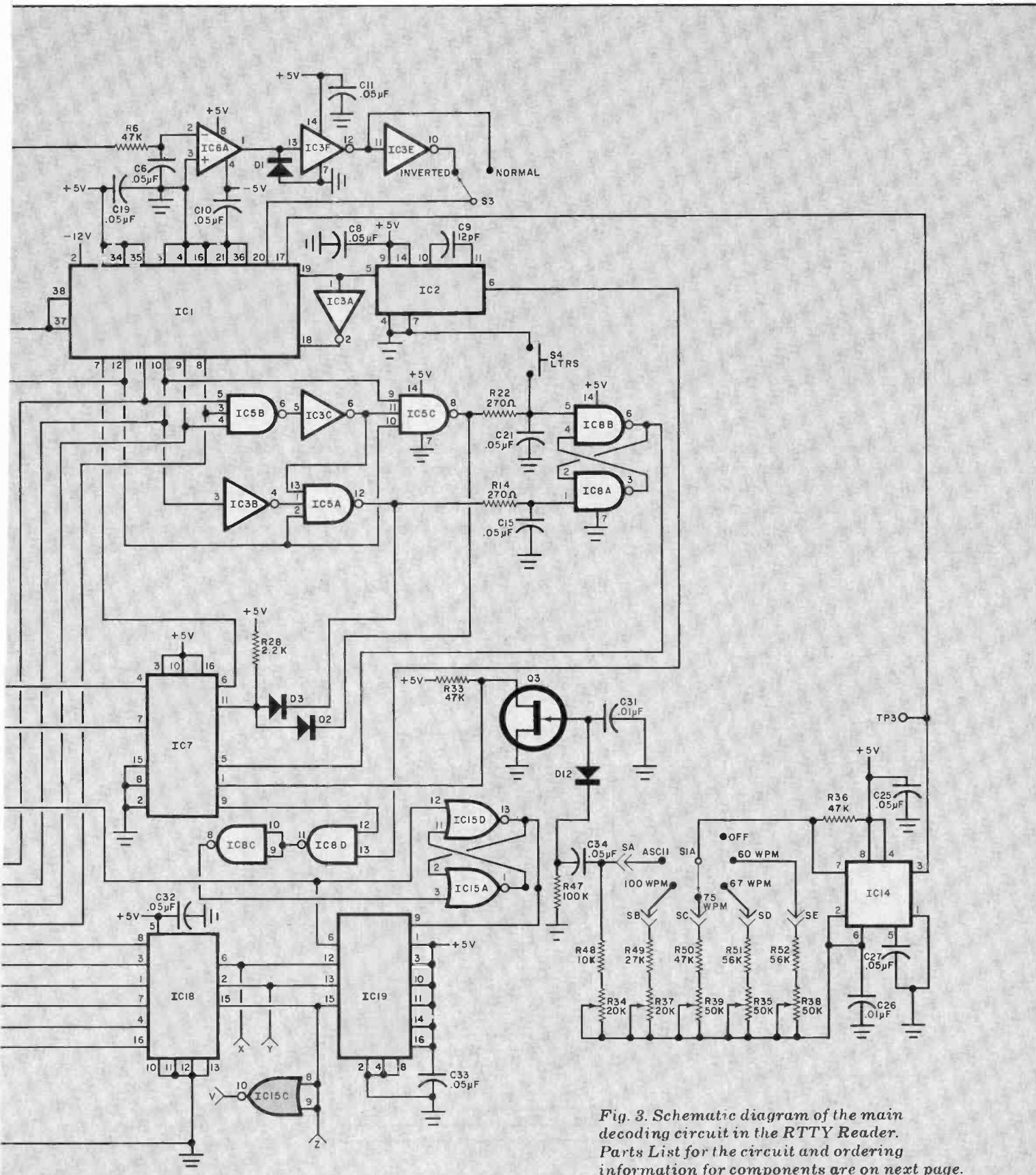


Fig. 3. Schematic diagram of the main decoding circuit in the RTTY Reader. Parts List for the circuit and ordering information for components are on next page.

### PARTS LIST (Fig. 3)

C1,C2,C4,C6,C8,C10,C11,C12,C15,C16,  
C19,C21,C25,C27 through C30, C32  
through C34—0.05- $\mu$ F disc ceramic  
C3—33- $\mu$ F, 6-volt tantalum capacitor  
C5—1- $\mu$ F, 6-volt tantalum capacitor  
C7,C9—12-pF, disc ceramic capacitor  
C13,C14,C17,C18,C20,C22,C23,C24,C26,  
C31—0.01- $\mu$ F Mylar capacitor  
D1 through D12—1N914 or 1N4148 diode  
IC1—TMS6011 or TR1602B UART  
IC2—74121 monostable multivibrator  
IC3—7414 hex inverting Schmitt trigger  
IC4—LM301 op amp  
IC5—7410 triple 3-input NAND gate  
IC6,IC9,IC10—MC1458 dual op amp  
IC7—74157 multiplexer  
IC8—7400 quad 2-input NAND gate,  
IC11,IC12—7489 64-bit RAM  
IC13,IC16—74161 or 9316 4-bit counter  
IC14—555 timer  
IC15—7402 quad 2-input NOR gate  
IC17—1702A PROM  
IC18—7483 4-bit binary adder  
IC19—7485 4-bit magnitude comparator  
J1, J2—Phono jack  
LED1, LED2—Light-emitting diode

Following are 1/4-watt, 10% resistors unless  
otherwise specified:  
R1,R48—10,000 ohms  
R2,R8,R13,R23,R29—47 ohms  
R3,R40 through R46—1000 ohms  
R4—560 ohms  
R5—680 ohms  
R6,R36,R50—47,000 ohms  
R7,R32—470 ohms  
R9,R16,R25,R31—100-ohm, pc-mount trim-  
mer potentiometer  
R10,R26—470,000 ohms  
R11,R30—220,000 ohms  
R12,R17 through R20,R28—2200 ohms  
R14,R22—270 ohms  
R15,R24—150,000 ohms  
R21,R27—270,000 ohms  
R33—47,000 ohms  
R34,R37—20,000-ohm, pc-mount trimmer  
potentiometer  
R35,R38,R39—50,000-ohm, pc-mount trim-  
mer potentiometer  
R47—100,000 ohms  
R49—27,000 ohms  
R51,R52—56,000 ohms  
Q1,Q2—2N2222 or 2N3904 npn transistor

Q3—2N4304 n-channel JFET  
Z1—1N5232 5.6-volt zener  
Misc.—Printed circuit board; IC sockets;  
pushbutton switch; 6-position, 2-pole  
switch; 3-position, 2-pole slide switch; spdt  
slide switch; suitable enclosure; LED hold-  
ers; pc standoff insulators; control knob;  
machine hardware; hookup wire; etc.  
Note—The following are available from Mi-  
crocraft Corp., P.O. Box 513, Thiensville,  
WI 53092: complete kit of parts (No.  
RRK-1) including ICs, sockets, pc boards,  
all displays and prepunched and lettered en-  
closure at \$189.95 plus \$3.50 handling and  
shipping within continental U.S. Also avail-  
able separately are: set of three pc boards  
(main, display, and power supply) (No.  
RB-1) at \$24.00; programmed 1702A ROM  
(No. RPR0M-1) at \$10.00; one dual char-  
acter IEE 3785R LED display (No. DSP-1)  
at \$9.00; alignment cassette tape (No.  
RRT-1) at \$7.00. On last four items, add  
\$1.50 shipping and handling within continen-  
tal U.S. Wisconsin residents, add 4%  
sales tax.

In pure FSK or AFSK/SSB communi-  
cations on the shortwave bands, wheth-  
er the mark frequency is higher or lower  
than the space frequency is determined  
by the communications receiver, which  
can be operated in either the USB or

LSB mode. Obviously, in an AFSK/SSB  
system, this choice also depends on  
which sideband the transmitter is emit-  
ting. Most hams have settled on a stand-  
ardized sideband for the particular amate-  
ur band being used. However, com-

mercial stations and some hams have  
not. It is important to realize that inver-  
sion of the signal can be accomplished  
by switching the receiver to the alternate  
sideband mode and retuning. For con-  
venience, the RTTY Reader contains a

### PARTS LIST (Fig. 4)

C1,C2—0.05- $\mu$ F disc ceramic capacitor  
DIS1 through DIS4—IEE 3785R dual al-  
phanumeric LED display  
IC1,IC4—75491 or ITT491 MOS-to-LED dis-  
play driver  
IC2,IC3—7445 or 74145 BCD-to-decimal de-  
coder/driver  
R1,R4,R5,R8,R9,R12,R13,R16—1000-ohm,

1/4-watt, 10% resistor  
R2,R3,R6,R7,R10,R11,R14,R15—27-ohm,  
1/4-watt, 10% resistor  
Misc.—Printed circuit board, Molex Solder-  
cons for displays, IC sockets, red bezel for  
displays, etc.  
Note: See Parts List for Fig. 3 for kit infor-  
mation.

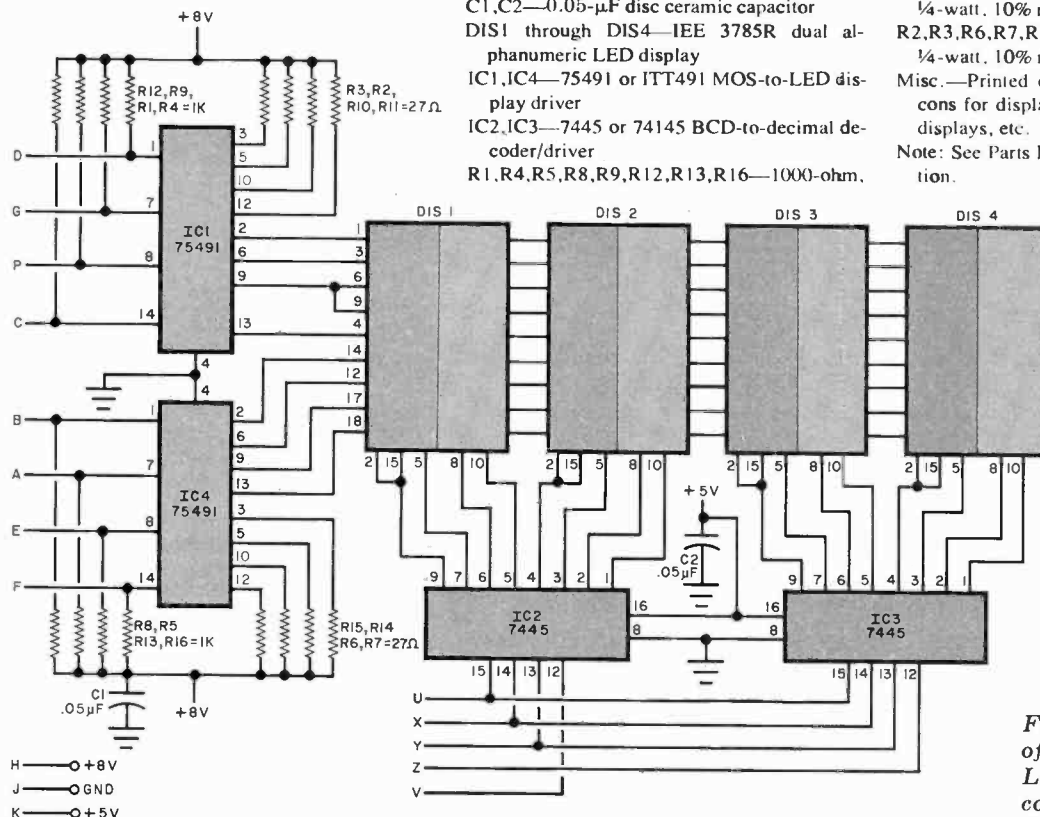


Fig. 4. Schematic diagram of the display circuit. Letters on incoming lines correspond to similar points in Fig. 3.

APPLIED  
SCIENTISTS  
PHYSICISTS  
CHEMISTS  
ENGINEERS

# PRACTICE PATENT LAW BEFORE THE U.S. PATENT OFFICE AS A PATENT AGENT WITHOUT GOING TO LAW SCHOOL

ENGINEERS  
CHEMISTS  
PHYSICISTS  
APPLIED  
SCIENTISTS

Now you can couple science or technology to a challenging, responsible profession in patent law, without being a lawyer. A Patent Agent is licensed by the U. S. Patent and Trademark Office to represent inventors and perform all of the functions of a patent lawyer in the writing and obtaining of patents. Your work as a Patent Agent can be in addition to or in lieu of your current professional pursuits. It can increase your income, multiply your employment options and permit you to obtain patents on your own inventions.

## A HIDDEN, LUCRATIVE OPPORTUNITY: PATENT LAW PRACTICE

Scientific or engineering training is a legal as well as practical requirement for patent practitioners in obtaining effective patent protection. Although not widely known, engineers and physical scientists need not go to law school to be licensed and to practice as Patent Agents. The U.S. Supreme Court has held that, in representing client-inventors before the U.S. Patent Office, Patent Agents may practice patent law in any state of the United States. Virtually all the work done in obtaining a patent is in writing and by mail.

To become a Patent Agent, you must pass the one-day, six-hour examination in patent law given by the U. S. Patent Office. Currently the examination is given by the Civil Service once a year, in October, in federal buildings in all major cities of the United States. Even technically trained lawyers are required to pass this examination in order to practice before the U. S. Patent Office. In such practice, Patent Agents and patent lawyers are the legal equivalents of each other and do exactly the same work.

Any U.S. resident with a degree in any field of engineering, chemistry, physics or applied science may apply to take the Patent Agent's Examination. Write to Clerk of the Committee on Enrollment, U.S. Patent and Trademark Office, Washington, D.C. 20231, for Examination application forms or for the Patent Office document "General Requirements for Admission to the Examination for Registration".

Demand for competent patent practitioners is at an historic high and the relative supply at an all time low (mainly because engineers and physical scientists are simply not aware of their eligibility). The director of the General Motors Patent Department observed recently:

Are we doomed to a chronic shortage of capable persons to prepare patent applications? Do we face a time when the patent system will be made ineffective . . . by the sheer impossibility of getting sufficient manpower to do the basic task of preparing applications? I shall not attempt to make predictions — but the questions are not idle and they do warrant thought.

Corporations and patent law firms employ and are constantly seeking Patent Agents. New York has ruled that Patent Agents may be listed as such in the letterheads of law firms. Moreover, establishing a patent practice on your own has a higher probability of success than ever before. The Supreme Court of the United States held recently that lawyers may advertise the nature of their services and fees. Patent Agents are subject to the same rules as lawyers. Since that Supreme Court decision, a place in the sun is possible for the capable but less well known professional. But, how can you become trained in patent law?

## THE KEY TO LEARNING PATENT LAW

The method for thoroughly learning patent law is study of the treatise, **PATENT PREPARATION & PROSECUTION PRACTICE**. It is a six-volume, self-training treatise of over 1400 pages in 26 chapters filled with text, hypotheticals, forms and practical instruction. A seventh, 225-page companion volume of questions and answers is included, which covers the material of the six volumes. This is NOT a correspondence course. It is a complete, self-contained training program, all in your hands at one time. It is designed to give step-by-step, incremental self-instruction to engineers and physical scientists who have absolutely no prior legal knowledge at all. At each point in the Treatise,

every concept needed to understand the exposition either has already been explained or is explained then and there.

Most important, you can study at home, in your spare time and at your pace. No need to spend \$10,000 and three years on law school (in fact, the requisite instruction is simply not available in any law school in the country). No need to give up your job or change your routine in the process. The more technological experience you have, the more effective you will be in securing patents for your own inventions and those of your clients.

**PATENT PREPARATION & PROSECUTION PRACTICE** (at the price of \$450) is the ultimate for learning to be a patent practitioner. It distills 26 years of practice and 15 years of teaching by Dr. Irving Kayton, Professor of Law and Director of the Patent Law Program at The George Washington University in Washington, D.C. Professor Kayton spent eight years designing the Treatise and two years editing and co-authoring it with six coauthors. His coauthors are partners in leading patent law firms throughout the United States. Professor Kayton and his coauthors prepare annual or biennial replacement-sheet supplements to the Treatise, as new developments occur in patent law and practice. The supplements will be available for purchase at a reasonable price by Treatise owners. With such supplements, the Treatise may be maintained as a daily working guide and reference for a lifetime of use.

Professor Kayton is the only full-time professor of patent law in the United States. He has trained or taught more than 2,000 of the approximately 8,000 active patent practitioners in the United States. The Treatise is what he uses to teach both lawyers and engineers to become patent practitioners. Neither it nor anything like it is available anywhere else. Assiduous, step-by-step study of the Treatise can give mastery of its contents to anyone intelligent enough to have earned a degree in engineering or one of the physical sciences. **Mastery of its contents guarantees passing the Patent Agent's examination.** Many hundreds of people have done so.

However, if you are not sure that you wish to purchase the Treatise to prepare for patent practice, we offer two other publications. One of them, *Kayton on Patents*, provides information about basics of patent practice. (Both of the publications, described below, will be sent free of charge to anyone who purchases the Treatise.)

1. **KAYTON ON PATENTS**, \$25, is a poor-boy (but attractive) soft cover reprint of Volume I of the Treatise (Chapters 1-5), which can be slipped into your pocket or briefcase. It includes the Questions and Answers for Chapter 4, on the requirement for novelty of the invention (taken from Volume VII of the Treatise). You will learn quickly from it what the practice of patent law is like and also the basics of



the subject. Use of the text and questions and answers will enable you to judge the effectiveness (and readability) of the Treatise as a teaching device and also your aptitude for this profession.

2. **SEARCHING THE PRIOR ART FOR PATENTABILITY**, \$20, is a 225-page, soft cover publication that gives both an overview and a detailed analysis of the procedure for searching the prior art in the Patent Office. Prior art searching is necessary to determine if an invention is patentable. The publication includes material originally published in 1966 by the U. S. Patent Office, which is no longer in print elsewhere (but completely effective today) and which has been republished by PRI. *Searching* will be sold only to purchasers of *Kayton on Patents*, because searching for patentability can only be done properly with mastery of Chapters 4 and 5, which deal with the novelty and nonobviousness of the invention.

## LEARN MORE ABOUT A PATENT CAREER

Moreover, to anyone whose purchases *Kayton on Patents* (or the Treatise), we extend an invitation to attend an evening lecture and question-and-answer period by Professor Kayton. The lecture will be held in each of New York, Los Angeles, Chicago and Washington, D.C. during the period between November 1 and December 15, 1979, at a time and specific location to be announced. At the lecture, Professor Kayton will give a description of the role and nature of the work of patent agents and of the techniques advisable when seeking employment or establishing a practice in the patent field. If you wish an admission ticket to one of such lectures, so indicate on the Order Form below.

To order our publications, use the Order Form below, and mail it (with your check or money order) to:

Patent Resources Institute, Inc.  
2011 Eye Street, N.W., Suite 301  
Washington, D.C. 20006

Payment must accompany each order; postage, handling and insurance are free. Shipment is by United Parcel Service. The prices are good only in the continental limits of the United States. District of Columbia residents, add 5% sales tax.

Patent practice is for me. Send me the 7-volume Treatise, **Patent Preparation & Prosecution Practice**, at a cost of \$450. *Kayton on Patents* and *Searching the Prior Art for Patentability* will be sent to me free of charge.

I'm interested, but unsure if patent practice is for me. Send me **Kayton on Patents**, at a cost of \$25.

Send me **Searching the Prior Art for Patentability**, at a cost of \$20 (available only if I am purchasing *Kayton on Patents*).

Send me an admission ticket, showing location, time and date, for Professor Kayton's lecture on patent practice, to be held in  New York;  Los Angeles;  Chicago;  Washington, D.C. (ticket available only if I am purchasing the *Treatise* or *Kayton on Patents*).

Enclosed is my check, payable to Patent Resources Institute, Inc., in the amount of \$ \_\_\_\_\_

Mail to: **Patent Resources Institute, Inc.** 2011 Eye St., N.W., Suite 301, Washington, D.C. 20006

NAME \_\_\_\_\_

STREET ADDRESS (no P.O. Box) \_\_\_\_\_

CITY \_\_\_\_\_ STATE \_\_\_\_\_ ZIP \_\_\_\_\_

CIRCLE NO. 59 ON FREE INFORMATION CARD

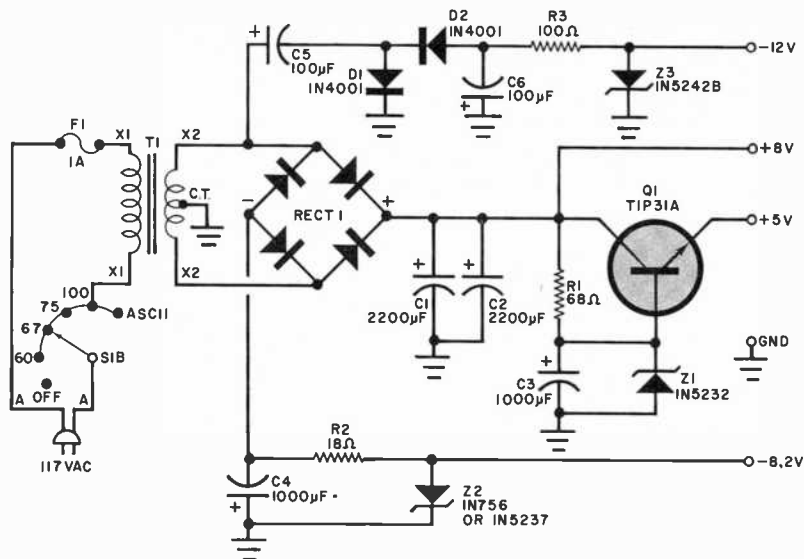


Fig. 5. Schematic diagram of a power supply that can furnish all voltages required by the RTTY Reader.

#### PARTS LIST (Fig. 5)

C1, C2—2200- $\mu$ F, 16-volt upright electrolytic  
 C3—1000- $\mu$ F, 10-volt upright electrolytic  
 C4—1000- $\mu$ F, 16-volt upright electrolytic  
 C5, C6—100- $\mu$ F, 25-volt upright electrolytic  
 D1, D2—1N4001 diode  
 F1—1-ampere, fast-blow fuse  
 Q1—TIP31A npn transistor  
 R1—68-ohm, 1/2-watt, 10% resistor  
 R2—18-ohm, 1/2-watt, 10% resistor  
 R3—100-ohm, 1/2-watt, 10% resistor

RECT1—1-ampere, 50-PIV modular bridge rectifier  
 T1—12.6-volt, 2-ampere, center-tapped transformer (Stancor P8130 or similar)  
 Misc.—Printed circuit board, pc-mount heat sink for Q1, fuse-holder clips, line cord and strain relief, hookup wire, machine hardware, etc.  
 Note: See Parts List for Fig. 3 for kit information.

NORMAL/INVERT switch located at the output of the slicer which accomplishes this inversion independently of the communications receiver.

The output of the slicer is applied to a UART (Universal Asynchronous Receiver/Transmitter). This chip accepts serial data from the slicer and converts it to parallel form. The speed at which the UART operates is governed by a baud-rate clock, whose frequency of oscillation is governed by a rotary switch. This switch has positions for 60-, 67-, 75- and 100-wpm Baudot and 110-baud ASCII. The UART device can handle five- or eight-bit serial data with equal facility, so switching between Baudot code and ASCII is a simple matter.

Parallel data generated by the UART is converted into a special 8-bit code for display purposes. This code is continuously sampled and deposited in an eight-character random-access memory. (The code comprises 64 characters for the Baudot code and 64 characters for ASCII.) As more data is received and converted into this special code, the code characters deposited in the RAM are read out and applied to a programmable read-only memory. The PROM

converts the coded characters into a form compatible with the eight-character moving display.

**About the Circuit.** The main RTTY Receiver circuit is shown schematically in Fig. 3. Audio signals are applied to jack J1 or J2 and routed to an active limiter composed of op amp IC4 and its associated components. Amplitude-limited signals from IC4 are applied to the inputs of four active bandpass filters. These filters are designed around op amps IC9 and IC10. Active filter IC9A is tuned to the mark frequency, 2125 Hz. Filters IC9B, IC10A, and IC10B are tuned to the space frequencies of 2295, 2575, and 2975 Hz, respectively. Tuning indicators LED1 and LED2 are controlled by transistors Q1 and Q2, respectively. These transistors receive base drive from the outputs of the mark filter and the selected space filter. They cause the LEDs to glow when the active filters are passing mark and space signals, providing a visual indication of proper RTTY reception.

The filter output signals are also applied to diode bridges D4 through D7 and D8 through D11, which rectify them.

Rectified signals are applied to low-pass filter R6C6 via IC6B. Open-loop op amp IC6A converts the filtered dc levels into TTL-compatible signals for processing by the rest of the RTTY Reader circuit. A logic 0 at the output of IC6A corresponds to the reception of a mark frequency, a logic 1 to the reception of the appropriate space frequency.

Logic levels generated by IC6A are inverted by IC3F. If switch S3 is in its NORMAL position, the output of IC3F is routed directly to UART IC1. If the switch is placed in its INVERTED position, the output of IC3F is inverted by IC3E, which in turn supplies serial data to the UART.

The UART converts the serial data presented to its input into five- or eight-level parallel form. Its operation is governed by baud clock IC14, a 555 timer functioning as an astable multivibrator. The frequency of oscillation of the 555 is determined by the setting of S1.

ASCII code is loaded directly into the RAM composed of IC11 and IC12. Baudot code is processed by the logic network IC5IC8 to detect letters/figures shifts. Pushbutton switch S4 allows the user to manually reset the network back into its letters mode. An additional bit (at pin 10 of RAM IC11) is added to the data loaded into the RAM to create the special code that PROM IC17 recognizes. The PROM, its associated address counters IC13 and IC16, and display oscillator IC3D provide the necessary signals for the multiplexed LED display.

The display circuit is shown schematically in Fig. 4. Four dual-character, 14-segment IEE 3785R LED readouts are employed to display eight alphanumeric characters at a time. The displays are driven by IC1 through IC4. This circuit has been designed to provide a moving-character type of display which introduces new characters at the rightmost position and moves each of the existing characters to the left, one position at a time, as additional characters are received.

Power requirements for the RTTY Reader are 750 mA at +5 volts, 100 mA at +8 volts, 20 mA at -8.2 volts, and 10 mA at -12 volts. The supply shown schematically in Fig. 5 satisfies these requirements. Only the +8-volt output, which feeds the displays, is not regulated.  $\diamond$

Part Two of this article, which will appear next month, describes how to assemble, align, and use the project. Programming instructions for IC17 will be included.



# DSI HAS DONE IT AGAIN

## QUIK-KIT II®

### WITH 10 MHz PROPORTIONAL OVEN TIME BASE

- DC-BATT-AC (W-AC9)
- 95% Factory Assembled
- External 10 MHz Input
- External 10 MHz Output
- 100% Factory Tested
- .2 PPM 10° to 40° C Accuracy
- 9 Digits .5 Inch LED's
- 0.1 HZ Resolution
- Auto Zero Blanking



**\$149<sup>95</sup>**  
MODEL 5600A KIT

**WHY BUY A 5600A:** Because 95% of the assembly is completed by DSI and you are only one hour away from solving all those difficult bench problems, from setting the frequency of a audio signal to within 1/10 of a HZ, to checking the frequency of a 486 MHz mobile radio. Whether you are servicing a VTR, trouble shooting a PLL circuit, the 5600A is the right counter with accuracy that will meet any FCC land mobile, broadcast, or telecommunications requirements. On the bench or in the field the 5600A will do the job you need. The 5600A includes a self contained battery holder providing instant portability or we offer a 10 hour rechargeable battery pack option. Other options include a audio multiplier which allows you to resolve a 1/1000 of a HZ signal and finally a 25db preamplifier with an adjustable attenuator making the 5600A perfect for communications, TV servicing, industrial testing or meeting your QSO on the correct frequency every time.

**FACTS ARE FACTS:** With the introduction of the 5600A. The sun has set on the competition. This may sound like a bold statement on the part of DSI BUT FACTS ARE FACTS. No counter manufacturer except DSI offers a Full Range 50 HZ to 600 MHz counter with — 9 Digits — 0.1 HZ resolution — .2 PPM 10° to 40° C proportional oven — RF pre-amp — 600 MHz prescaler — three selectable gate times — oven ready, standby and gate time indicator lights as standard features — For only \$149.95 kit and \$179.95 factory wired. In fact the competition doesn't even come close unless you consider \$200.00 to \$800.00 close. With DSI having the best price to quality features ratio in the industry, no wonder we've become one of the world's largest manufacturers of high quality frequency counter instrumentation.

**FOR INFORMATION — DEALER LOCATION — ORDERS — OEM**  
**CALL 800-854-2049 CALIFORNIA RESIDENTS CALL 800-542-6253**

Model	Price	Frequency Range	Accuracy Over Temperature	Sensitivity			Number of Readouts	Size of Readouts	Power Requirements	Size H W D
				@ 100Hz-25MHz	@ 50-250MHz	@ 250-450MHz				
5600A-K	\$149.95	50Hz-600MHz	Proportional Oven	10MV	10MV	50MV	9	.5 Inch	*115 VAC or 8.2-14.5 VDC	3 1/4" x 9 1/2" x 9"
5600A-W	\$179.95		.2 PPM 10° - 40° C							
3550	99.95	50Hz-550MHz	TCXO	25MV	25MV	75MV	8	.5 Inch	*115 VAC or 8.2-14.5 VDC	2 1/2" x 8" x 5"
			1 PPM 17° - 40° C							
500HH	\$149.95	50Hz-550MHz	TCXO	25MV	20MV	75MV	8	.4 Inch	*115 VAC or 8.2-14.5 VDC or NICAD PAK.	1" x 3 1/2" x 5 1/4"
			1 PPM 17° - 40° C							

5600A wired factory burned in 1 year limited warranty. 5600A kit 90 day limited warranty. Prices and/or specifications subject to change without notice or obligation.

\*With AC-9 Adaptor.



**3550 OWNERS**  
You can add the 35P.2 .22 PPM 10° to 40° C proportional oven to your existing 3550



**DSI INSTRUMENTS, INC.**  
9550 Chesapeake Drive #201  
San Diego, California 92123

T101 Ant. .... \$3.95  
AC-9 AC Adaptor ..... 7.95  
35P.2 ..... 29.95  
Factory Installed ..... 49.95

TERMS: MC - VISA - AE - Check - M.O. - COD in U.S. Funds. Please add 10% to a maximum of \$10.00 for shipping, handling and insurance. Orders outside of USA & Canada, please add \$20.00 additional to cover air shipment. California residents add 6% Sales Tax.

5600A Kit ..... \$149.95  
5600A Wired ..... 179.95  
AC-9 AC Adaptor ..... 7.95  
T600 BNC Ant. .... 7.95

#### BUILT-IN OPTIONS

BA56 Rechargeable  
10 Hr Bat. Pack ..... 29.95  
AM56 Audio Multiplier  
.001Hz Resolution ..... 34.95  
PA56 25dB Preamplifier  
with Attenuator ..... 59.95

CIRCLE NO. 21 ON FREE INFORMATION CARD

# I've finally found a personal computer I respect.

## CompuColor II.

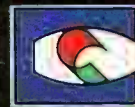
It's not surprising that professionals get excited about the CompuColor II. It's a totally-integrated 8080A system with full color graphics display, built-in 51K mini-disk drive, and the best cost performance ratio available in a personal computer.

The complete system is only \$ 1595.\* And that price includes 8K user RAM, RS-232C compatibility and random access file capabilities.


Our 8 foreground and background colors will boost your comprehension, while introducing you to an exciting new dimension in BASIC programming. The vector graphics have 16,484 individually-accessible plot blocks. And the 13" diagonal measure screen gives you 32 lines of 64 ASCII characters. You also have the flexibility that comes with 16K Extended Disk BASIC ROM.

CompuColor II offers a number of other options and accessories, like a second disk drive and expanded keyboard, as well as expandability to 32K of user RAM. Of course we also have a whole library of low-cost Sof-Disk™ programs, including an assembler and text editor.

Visit your nearest computer store for details. And while you're there, do some comparison testing. With all due respect to the others, once you see it, you'll be sold on the CompuColor II.



**CompuColor Corporation**



Unretouched photo of screen  
\*U.S. Domestic Price

Name \_\_\_\_\_

Street \_\_\_\_\_

City \_\_\_\_\_ State \_\_\_\_\_ Zip \_\_\_\_\_

Send me the name of my nearest CompuColor Dealer

Please tell me more about the CompuColor II.

I'd like additional software information.

Mail to: **CompuColor Corporation**

Intecolor Drive • Technology Park / Atlanta • Norcross, Georgia 30092

# FOCUS ON MICROCOMPUTERS

*Computers for use in very small businesses, and many of the so-called "personal" computers are often one and the same. Interestingly enough, this was the case from "Day One" when POPULAR ELECTRONICS introduced the Altair 8800 computer in January 1975. At that time, data from the Altair kit supplier made it clear that some 60% of the kits purchased were for business use.*

*This wasn't surprising since PE readers include many people associated with business in managerial capacities, and numerous small business owners (physicians, lawyers, etc.). Indeed the 1979 version of the PE Market Study reveals that some 33% of its almost half a million subscribers still use microcomputers for business only. An additional 31% use them in a combination of business and personal applications, and about 35% for personal applications only.*

**T**HE US GOVERNMENT identifies a *small business* as one that employs up to 250 people and has an annual gross income of up to \$5-million. However, small businesses that can use computers to advantage may be much smaller than that, ranging down to a single user in a part-time business operation. These types of operations are often called "very small businesses."

System cost, naturally, plays an important role. An enterprise grossing \$50,000 yearly cannot afford a \$20,000 computer or its equivalent in time-sharing systems. Like any capital investment, a data-processing system should be justified by the return it can be expected to produce. Experience has shown that a single computer and its operator can do the work of several people, either saving the cost of some salaries and benefits or freeing personnel for other tasks. In some cases, the computer will have enough extra data-handling

\*PCE Microcomputer Systems, Sacramento, CA.

capacity to allow the business to expand with little or nothing in the way of increased computing costs.

Perhaps more important, the computer is very fast and can keep the businessperson informed about the status of affairs today, not the way they were last week. Further, since the computer eliminates many hours of manual clerical work and can deliver its output in a compact precise form that obviates a good deal of "paper shuffling," it can create more time for the research, decision making, and creativity that are the real essence of an entrepreneur's function.

Besides its obvious functions in accounting, inventory and production control, and the like, a computer can also—with the right software—handle secretarial functions such as appointment planning. Mailing lists, telephone files, library catalogs, and similar collections of data can be created, alphabetized, updated, and printed as desired. With the

addition of a text-editing program a computer can process correspondence. Form letters, for example, can be written, recalled, and personalized with great facility.

Requiring no rest or sleep and only occasional maintenance, a computer can be used 24 hours a day; even when the business is closed. Both hardware and software are available to let the computer "watch over" sensitive systems such as refrigerators, air conditioners, water pumps, etc. It can also sense intrusion, fire, smoke and other emergency conditions and perform some predetermined function when an alarm is activated. Communication with the computer at any time is a possibility, even from remote points across the country using a telephone attachment called a modem. This means that salesmen can communicate orders, or get product information over the phone line when they desire. Businessmen who generate new

## Choosing a Computer for a Very Small Business

BY JOHN ZITZ \*

# FOCUS ON MICROCOMPUTERS

ideas at night can, via a terminal and modem at home, put these into effect or at least record them while they are fresh. It is even possible to run an enterprise by "remote control."

**The System.** Just as vehicles, regardless of their make or model, are pretty much the same under their metal skins, computers are too. The former have engines, suspensions, transmissions, etc., as main working parts while the latter have memory, central processor units, input/output modules, interfaces, etc.

Vehicles can be optimized for business or pleasure depending on the options selected, and the same is true of computers. For business use, you need a machine that has enough computing power and enough options to handle both your present and anticipated future requirements. This is why it always pays to take a look at *all* the options for a particular computer, since as your business grows, you may require functions not needed at the present.

A few years ago, computer enthusiasts who wanted to use a "hobby-type" computer for business would explore what microprocessor was being used, what type of bus was offered, and so on. The growth of the moderately priced computer market has changed all that. Consequently, software is *the single overriding consideration* in buying a business-oriented computer today.

For most applications, the "computer" will be a keyboard, video display and printer, all attached to a small enclosure in which the actual data manipulations are performed. There may also be

another enclosure containing the disk storage system. Sometimes a keyboard and printer or video display are combined in a single unit called a terminal. This can be located near or remote from the computer.

To enable the computer to be used by personnel trained in normal secretarial skills, the keyboard should have a conventional typewriter format, with comfortably spaced and easy-to-the-touch keys. If a lot of numeric entries are to be made, a separate keypad is a definite convenience.

Quality of the video display is also important as it will determine the extent of eyestrain (which may result in possible entry or reading errors) if the display is used for extended periods. The usable screen should measure at least 12" diagonally and have a contrast that is comfortable to the eyes. The characters should be sharp, and free from glare. They should be crisp from edge to edge across and from the top to the bottom of the screen, and should exhibit very little nonlinearity. Dual-brightness or inverted (black-on-white instead of white-on-black) characters are useful for special attention-getting displays, as is the capability of rendering color. The system should display at least 80 characters on 24 lines for business applications. Many small computers project only 16 lines of 64 characters per line—somewhat limiting for ledger and similar entries.


The printer, or hard-copy device, should be selected for its type face, speed, and noise level (some are quieter than others). It should be of sturdy construction and have adjustable col-

umns for different width paper. The paper should be tractor or pin fed from the carriage to keep the paper secure in its place and free from misalignment—a necessity for automatic printing of checks and for keeping columns in proper vertical order.


Printer prices increase directly with the speed and quality of the print, and it is up to the purchaser to determine just what he wants. The need for upper- and lower-case characters and for multiple copies is a consideration, too.

The disk system is also determined by the amount of data you expect to store. Obviously, the larger the disk system, the more data can be stored. Keep Parkinson's Law in mind—data expands to fill the available disks. Small (so-called 5" disks) can hold up to 90K bytes of data (enough for several hundred inventory entries), while the so-called 8" disk can support up to 240K bytes of data. There are dual disk systems that increase data storage in one package, and there are dual- and quad-density and double-sided disk systems that maintain package size but greatly increase storage capacity. If your business is large enough, it may even pay you to take a look at the more expensive hard disk systems that can hold many millions of bytes of data. If at all possible, a business person should have at least a dual-disk system since it pays to make a backup copy of a completed disk for emergency use.

Since the most important consideration is software, it pays to make certain that the computer system you choose has a good selection available for it.



Radio Shack TRS-80 Model II Microcomputer with Line Printer III, External Disk System.



Compucolor II Model 3 Computer with color video display.

# FOCUS ON MICROCOMPUTERS

While, in some cases, special "emulator" programs that allow one machine to mimic another for which a desired item of software is available, this approach lowers the effective operating speed of the processor to a mere fraction of normal. Clearly, a modest (less costly) installation humming along with efficient software is preferable to a fancy one that limps because its software pinches. If it would be beneficial for your purposes to use COBOL or FORTRAN instead of BASIC, be sure your system is compatible with these languages.

**Cost And Operation.** The cost of a computer system is not just what the store charges you to take the package home. Maintenance and later expansion, for example, are obvious sources of additional cost. The great nemesis of all system planning is changing needs. A system that can be altered to suit all contingencies will cost more than one that is specialized, but it may be worth the difference in the long run. The choice between the two depends on the nature of your business. We will try to develop here rational guidelines that, taking the special nature of computers into account, will help to minimize costs.

**"Off the Shelf" or "Custom".** One attractive and low-cost approach is to buy standard hardware and software packages. If your application is commonplace, you may be able to purchase application programs that have already been written and field-tested. Packages exist for inventory applications, payroll, general ledger, accounts/payable and

receivable, etc. With good knowledge of your business requirements, you could purchase a system that is optimized for the packages you need, while allowing for system integration, and expansion.

To have custom software written specifically to your needs by a reputable analyst and then have a hardware system implemented around that software, is another possible alternative. The pitfall is that the exclusivity of your system may inhibit changes in the future should they become necessary.

A middle path between these two extremes is to purchase a system that is mostly "off the shelf" and make minor adjustments as necessary. Many private vendors will have the resources to make these modifications if they are not too extensive and may even include them in the overall price of the system. In any case, all software and hardware modification should be in the hands of reliable consultants. A largely "off the shelf" system with canned software included in its price would range from about \$4,000 to \$8,000, depending on the peripherals put into the final system.

One difference between a "business computer system" and a "computer system that means business" is in the planning done in anticipation of breakdown and further expansion. The usual vendor warranties are enough to absorb the cost of initial problems until the system is finally "up and running." The reliability of the electronic technology that goes into computers is such that a business computer under normal use should not encounter a debilitating breakdown in well over a year of use. Even then, the

most common breakdowns in a microsystem are not electrical but mechanical. Switches, motors, drivers actuator arms, and wheels fail far more often than electronic components.

Superficially attractive as all-in-one computers are, they are not for business. When a single functional part of an all-in-one computer fails, the whole machine goes down and, in many cases, must be sent to the factory for repair. The independent modular approach allows the offending module to be removed and repaired, often while a temporary replacement is substituted. This keeps the system reliability high despite the failure of individual modules. In the case of duplicate systems in one installation, modules can be temporarily "swapped" until replacements arrive.

**External Problems.** One of the hidden causes of computer component failure is noise transients and voltage spikes from electrical equipment such as motors, tools, etc., that are passed to the computer via the power lines. Not only can such "hash" and power-line surges damage components, they can also interfere with computer operation. It is essential that a well-engineered computer system have hash and power surge suppression built into its power supply. This can eliminate considerable hidden cost in operation.

**Options.** Another interesting power-supply option protects your computer against momentary power-line "black-outs". The capacitors in a good heavy-duty power supply can maintain their



*Commodore PET 2001 Series Professional Computer.*



*Exidy Inc. Sorcerer Computer with dual-disk drive and video display.*

# FOCUS ON MICROCOMPUTERS

charge for about a fifth of a second after the mains go down. This is time to kick in a back-up power supply without losing data or causing the system to "crash". An uninterruptable power supply can be added to a system fairly inexpensively and may, once in a while, save the day.

## What About Protecting the Data?

Computer failure can wipe out valuable data. However, if one takes the normal precautions of keeping backup disks and tapes, the likelihood of a serious setback is reduced. Cassette tapes and recorders are relatively cheap compared to disks and disk drives and are a cost-effective means of data protection. The high access speed of the disk is not a factor when all you are looking for is long-term archival storage. A small routine for transferring the data stored on a disk to a cassette is not difficult to implement and might even be part of the DOS (Disk Operating System) provided with the computer.

**Security.** Principally, this involves pro-

tecting the data physically from theft, destruction or tampering. Such protection is not difficult to implement if the entire system is in your premises, where access to it can be controlled. But what if data must be transmitted by telephone, other hard-wire lines, or mail?

Hardware and software for encrypting data have just begun to appear on the market and will probably be included in total systems in the near future. For example, special chips which can encode data at high speeds, could be incorporated as part of the input-output interfacing of a data-transmission module. Here is another instance in which the modular approach to the computer design facilitates expansion of an existing system.


**When To Buy.** Is there a "right time" to buy a computer? Should the small business lease a computer, timeshare on a larger computer, or buy one outright? In the past, the high cost of computers and their relative inaccessibility made timesharing at a cost of several

hundred dollars per month seem attractive. The low cost of microcomputers today has made this a more dubious proposition. The cost of the timeshare terminal alone is approximately 25% the cost of a microcomputer-based business system. Add to this the monthly cost of computer services and telephone line hookups and the total over a year rapidly approaches the cost of an entire small computer system. And of course, there is no equity.

Timesharing should only be considered when access to a large, computationally powerful computer is needed, as might be the case in engineering or scientific applications or those that generate volumes of statistical analyses. For the standard small-business-scale applications, even where sizable inventory accounting is involved, eight-bit microprocessing is the most cost-effective way to go. In short, for most very small businesses, don't borrow, don't lease—buy! And if you feel that your business is ready for the system, now is the moment of decision. ◇



Vector Business System—MZ Computer with dual floppy drive, MT Terminal, and Centronics 702 Printer.



Heathkit H11A 16-bit Computer has provisions for business peripherals.



Apple II Color-graphics Computer.



Ohio Scientific C8P DF System—Challenger 8P Computer, dual-disk drive, terminal, monitor, peripheral control devices.

## Personal Computers

BY IVAN BERGER

**I**F YOU WANT a personal computer for nonbusiness purposes, there is a host of different types available to you. Which one you choose will largely depend on your intended applications and the money you wish to spend.

Is your main interest in learning about computer circuits as well as programming? If so, you might consider building a computer kit. Here one's choice could be between an expandable building-block type or a full-blown computer or even a complete system contained in one package.

Do you essentially want to make a few plug-in connections, apply ac power, and start right off making things hap-

pen? Then you can choose from assembled versions of some of the foregoing or an "appliance" computer. You might also be guided by which computers are popular in local computer clubs or which give you the most flexibility in choosing peripherals, buying or exchanging software, etc. Computer choices range from low-cost single-board systems, to all-in-one intelligent terminals, to micro mainframes plus many peripherals.

Microcomputers are used for a wide variety of purposes; for program development and teaching oneself to program; for small mass mailings; for education in noncomputer subjects; to handle home data such as recipes, Christ-

mas-card lists and the checkbook; to control appliances; to play games; for computer-generated music or speech; for mathematical computation; for word processing to develop cleanly-typed reports, papers, letters, etc.; and for some business applications.

The more such applications you have, the more sense computers (basically all-purpose devices) make. For some single applications, in fact, alternatives to the computer make more sense. If all you want is to play games, for instance, get a programmable video game, and have done with it. The game will probably cost less, and put more interesting, cartoon-like graphics on your TV screen.



Similarly, if all you need to do is complex calculation, consider a programmable calculator. Again, the cost will be less—and you'll be able to carry the calculator with you at all times.

But calculators can play only limited games, and TV games have only limited calculating ability, if any (not counting the small but growing number of games that can be converted into full-fledged computers). If you're interested in both these applications at once—or in any of the others so far mentioned—you'll need a full-fledged computer.

But which one? All computers have some similarities: They all have some sort of *input* device to enter programs and data, some sort of *output* device to verify the input data and show what results the computer comes up with when the program runs. They all have *processors*, the chips that do the actual computing; and *memory* to hold programs and data while they're being used. But the types of input, output and processor differ, as do the amount of memory and the number of accessories or *peripherals* which can be used with the system.

**Input and Output.** The most visible differences between computer systems are usually in their input and output (I/O, for short) facilities. These are the channels of communications between the computer and you. The computer and you speak very different languages, and one measure of I/O sophistication is how cleverly the system can disguise that fact.

In its most primitive (and, today, rarest) form, the system will communicate in *binary*, a numbering system based on twos. A completely binary I/O system would have a row of eight switches to input each 8-bit computer command or data "word" and eight lights per "word" for output.

More commonly, the system will translate such binary numbers as "11000000" into either an octal (base-8) number such as "300" or a hexadecimal (base-16) number such as "CO." (Since hex numbering requires more digits than our base-10 decimal system, it follows the digits 0-9 with the letters A-F.) Many low-priced, single-board computers have calculator-like keypads and displays for use with either octal or hex input and output.

But octal and hex are only more sophisticated ways of talking *machine language*, the instructions that computers

understand directly. Machine-language programs run very quickly, and don't use much memory. But they're cumbersome to write since you must not only learn at least a hundred or so instructions and how to use them, but must learn them as abstract numbers like "CD" or "305".

Consequently, keypad-and-display computers are only useful, as is, for writing very short programs, especially programs designed to interact with other devices rather than with people. Control applications are often a perfect match for these computers. Here, the limitations of keypad programming aren't serious, and the computers are small and cheap enough to be assigned to specific devices, or sometimes the computers are even built into the devices.

But most such computers also have *ports* for communicating with other I/O devices. Connect one to a *terminal*, which combines a full typewriter-like keyboard with a video display screen or a printer, and you can work with other programming languages which use the entire alphabet and other symbols.

With the keyboard's full set of characters at your command, you can program in assembly or high-level languages. *Assembly* language is just a word-for-word translation of machine language from abstract numbers into more easily-memorized abbreviations. In 8080 assembler, for example, the instruction "return if not zero" is "RNZ". In machine language, it would be either "CO" (hex), "300" (octal) or "11000000" (binary). A program called an *assembler* translates the mnemonic abbreviations into machine code, as well as performing such useful tricks as letting you call subroutines (frequently-invoked subprograms) by name, instead of remembering their memory addresses.

But that's still doing things the computer's way, not yours. *High-level languages*, such as BASIC or PASCAL, use standard English words (though sometimes in abbreviated form) to represent whole sequences of computer operations. In BASIC, for example, "PRINT SQR(SIN(Y))" will make the computer tell you what the square root of the sine of Y is. An assembly-language program for that would probably fill up this column.

Just as with assembly language, a special program is needed to translate your BASIC or other high-level language program into the computer's commands. That program can be read into the com-

puter from a tape, or can be permanently built into the computer's memory. If you use BASIC a lot, it is a great convenience to have it instantly on tap whenever you turn the computer on. If you don't, this feature won't make much difference to you.

The typewriter keyboard and video screen are the most common microcomputer I/O devices, but there are variations and alternatives available. Many of these systems let you not only display letters and numbers (*alphanumeric*) on the screen, but "draw" pictures (*graphics*) on the screen as well. The pictures are often rather crude, being composed of clearly-noticeable blocks, but they're useful for such applications as games, graphing mathematical functions, and in business for bar-graph and other displays that are easier to understand than tables of numbers. Color makes the games more exciting and the bar-graphs more readable. This raises the cost of the computer, naturally, but may well be worth it for your uses.

Graphics programs written in BASIC run very slowly; for speed, you'll have to use assembly-language programs. Bear that in mind if you plan to write your own graphics. If you want fast graphics at low cost, you'll find a few graphics-capable machines with hex keypad input for machine-language programming.

Even alphanumeric video displays differ. Some computers have built-in video monitor screens. Others are usually sold with a video screen in a separate cabinet. Still others include video output circuits to feed signals to a video monitor screen. To feed it to a regular TV receiver, though, you'll have to convert that signal to a modulated radio-frequency one by passing it either through an *r-f modulator* or through a video-cassette recorder, if you have one. Not all computer/recorder combinations work well, though; nor do all *r-f* modulators (the latter cannot be legally sold separately unless it's in kit form.) Try to check out your combination in the store or on a money-back guarantee. Computers with built-in *r-f* modulators are beginning to appear, too. This feature makes more sense in home systems, where there's likely to be a TV receiver available, than in a business or industrial system.

There are also differences in how much information you can put on the video screen. Alphanumeric displays are available with 16 lines of 64 characters each, or less, and with 25 lines of 80



Start Computing For Just \$129.95 With An 8085-Based Professional Computer Kit—

# Explorer/85

100% compatible with all 8080A and 8085 software & development tools!

No matter what your future computing plans may be, Level "A"—at \$129.95—is your starting point.

Starting at just \$129.95 for a Level "A" operating system, you can now build the exact computer you want. Explorer/85 can be your beginner's system, OEM controller, or IBM-formatted 8" disk small business system...yet you're never forced to spend a penny for a component or feature you don't want and you can expand in small, affordable steps!

Now, for just \$129.95, you can own the first level of a fully expandable computer with professional capabilities—a computer which features the advanced Intel 8085 cpu, thereby giving you immediate access to all software and development tools that exist for both the 8085 and its 8080A predecessor (they are 100% software compatible)—a computer which features onboard S-100 bus expansion—plus instant conversion to mass storage disk memory with either 5-1/4" diskettes or standard IBM-formatted 8" disks.

For just \$129.95 (plus the cost of a power supply, keyboard/terminal and RF modulator, if you don't have them already), Explorer/85 lets you begin computing on a significant level...applying the principles discussed in leading computer magazines...developing "state of the art" computer solutions for both the industrial and leisure environment.

## Level "A" Specifications

Explorer/85's Level "A" system features the advanced Intel 8085 cpu, an 8355 ROM with 2k deluxe monitor/operating system, and an 8155 ROM-I/O—all on a single motherboard with room for RAM/ROM/PROM/EPROM and S-100 expansion, plus generous prototyping space.

(Level "A" makes a perfect OEM controller for industrial applications and is available in a special Hex Version which can be programmed using the Netronics Hex Keypad/Display.)

PC Board: glass epoxy, plated through holes with solder mask  
 • I/O: provisions for 25-pin (DB25) connector for terminal serial I/O, which can also support a paper tape reader...provision for 24-pin DIP socket for hex keypad/display...cassette tape recorder input...cassette tape recorder output...speaker output...LED output indicator on SOD (serial output) line...printer interface (less drivers)...total of four 8-bit plus one 6-bit I/O ports • Crystal Frequency: 6.144 MHz • Control Switches: reset and user (RST 7.5) interrupt...additional provisions for RST 5.5, 6.5 and TRAP interrupts onboard • Counter/Timer: programmable, 14-bit binary • System RAM: 256 bytes located at F800, ideal for smaller systems and for use as an isolated stack area in expanded systems...RAM expandable to 64k via S-100 bus or 4K on motherboard.

System Monitor (Terminal Version): 2k bytes of deluxe system monitor ROM located at F000 leaving 0000 free for user RAM/ROM. Features include tape load with labeling...tape dump with labeling...examine/change contents of memory...insert data...warm start...examine and change all registers...single step with register display at each break point, a debugging/training feature...go to execution address...move blocks of memory from one location to another...fill blocks of memory with a constant...display blocks of memory...automatic baud rate selection...variable display line length control (1-255 characters/line)...channelized I/O monitor routine with 8-bit parallel output for high speed printer...serial console in and console out channel so that monitor can communicate with I/O ports.

System Monitor (Hex Version): Tape load with labeling...tape dump with labeling...examine/change contents of memory...insert data...warm start...examine and change all registers...single step with register display at each break point...go to execution address...move blocks of memory from one location to another...fill blocks of memory with a constant...display blocks of memory...automatic baud rate selection...variable display line length control (1-255 characters/line)...channelized I/O monitor routine with 8-bit parallel output for high speed printer...serial console in and console out channel so that monitor can communicate with I/O ports.

System Monitor (Hex Version): Tape load with labeling...tape dump with labeling...examine/change contents of memory...insert data...warm start...examine and change all registers...single step with register display at each break point...go to execution address...move blocks of memory from one location to another...fill blocks of memory with a constant...display blocks of memory...automatic baud rate selection...variable display line length control (1-255 characters/line)...channelized I/O monitor routine with 8-bit parallel output for high speed printer...serial console in and console out channel so that monitor can communicate with I/O ports.


System Monitor (Hex Version): Tape load with labeling...tape dump with labeling...examine/change contents of memory...insert data...warm start...examine and change all registers...single step with register display at each break point...go to execution address...move blocks of memory from one location to another...fill blocks of memory with a constant...display blocks of memory...automatic baud rate selection...variable display line length control (1-255 characters/line)...channelized I/O monitor routine with 8-bit parallel output for high speed printer...serial console in and console out channel so that monitor can communicate with I/O ports.

## Netronics R&D Ltd., Dept. PE-11

333 Litchfield Road, New Milford, CT 06676

Please send the items checked below—

- Explorer/85 Level "A" Kit (ASCII Version), \$129.95 plus \$3 p&h.
- Explorer/85 Level "A" Kit (Hex Version), \$129.95 plus \$3 p&h.
- 8k Microsoft BASIC on cassette tape, \$64.95 postpaid.
- 8k Microsoft BASIC in ROM Kit (requires Levels "B," "D," and "E"), \$99.95 plus \$2 p&h.
- Level "B" (S-100) Kit, \$49.95 plus \$2 p&h.
- Level "C" (S-100 6-card expander) Kit, \$39.95 plus \$2 p&h.
- Level "D" (4k RAM) Kit, \$69.95 plus \$2 p&h.
- Level "E" (EPROM/ROM) Kit, \$55.95 plus \$0 p&h.
- Deluxe Steel Cabinet for Explorer/85, \$49.95 plus \$3 p&h.
- ASCII Keyboard/Computer Terminal Kit (features a full 128 character set, upper & lower case, full cursor control, 75 ohm video output convertible to baudot output, selectable baud rate, RS232-C or 20 ma. I/O, 32 or 64 character by 16 line formats, and can be used with either a CRT monitor or a TV set (if you have an RF modulator), \$149.95 plus \$2.30 p&h.
- Hex Keypad/Display Kit, \$69.95 plus \$2 p&h.
- Deluxe Steel Cabinet for ASCII Keyboard/Terminal, \$19.95 plus \$2.50 p&h.
- Power Supply Kit (± 8V @ 5 amps) in deluxe steel cabinet, \$39.95 plus \$2 p&h.
- Gold Plated S-100 Bus Connectors, \$4.85 each, postpaid.
- RF Modulator Kit (allows you to use your TV set as a monitor), \$8.95 postpaid.
- 16k RAM Kit (S-100 Board expands to 64k), \$199.95 plus \$2 p&h.
- 32k RAM Kit, \$329.95 plus \$2 p&h.
- 48k RAM Kit, \$459.95 plus \$2 p&h.
- 64k RAM Kit, \$589.95 plus \$2 p&h.
- 16k RAM Expansion Kit (to expand any of the above up to 64k), \$139.95 plus \$2 p&h each.
- Intel 8085 cpu User's Manual, \$7.50 postpaid.
- Special Computer Grade Cassette Tapes, \$1.90 each or 3 for \$5, postpaid.
- 12" Video Monitor (10 MHz bandwidth), \$139.95 plus \$5 p&h.
- North Star Double Density Floppy Disk Kit (One Drive) for Explorer/85 (includes 3 drive S-100 controller, DOS, and extended BASIC with per-



By Netronics registers...single step with register display at each break point...go to execution address. Level "A" in the Hex Version makes a perfect controller for industrial applications and can be programmed using the Netronics Hex Keypad/Display.



Hex Keypad/Display.

## Level "B" Specifications

Level "B" provides the S-100 signals plus buffers/drivers to support up to six S-100 bus boards and includes: address decoding for onboard 4k RAM expansion select-able in 4k blocks...address decoding for onboard 8k EPROM expansion select-able in 8k blocks...address and data bus drivers for onboard expansion...wait state generator (jumper select-able), to allow the use of slower memories...two separate 5 volt regulators.



Explorer/85 with Level "C" card cage.

Level "C" includes a sheet metal superstructure, a 5-card gold plated S-100 extension PC board which plugs into the motherboard. Just add required number of S-100 connectors

## Level "D" Specifications

Level "D" provides 4k or RAM, power supply regulation, filtering decoupling components and sockets to expand your Explorer/85 memory to 4k (plus the original 256 bytes located in the 8155A). The static RAM can be located anywhere from 0000 to EFFF in 4k blocks.

## Level "E" Specifications

Level "E" adds sockets for 8k of EPROM to use the popular Intel 2716 or the T12516. It includes all sockets, power supply regulator, heat sink, filtering and decoupling components. Sockets may also be used for soon to be available RAM IC's (allowing for up to 12k of onboard RAM).

## Order A Coordinated Explorer/85 Applications Pak!

Experimenter's Pak (SAVE \$12.50)—Buy Level "A" and Hex Keypad/Display for \$199.90 and get FREE Intel 8085 user's manual plus FREE postage & handling!

Student Pak (SAVE \$24.45)—Buy Level "A," ASCII Keyboard/Computer Terminal, and Power Supply for \$319.85 and get FREE RF Modulator plus FREE Intel 8085 user's manual plus FREE postage & handling!

Engineering Pak (SAVE \$41.00)—Buy Levels "A," "B," "C," "D," and "E" with Power Supply, ASCII Keyboard/Computer Terminal, and six S-100 Bus Connectors for \$514.75 and get 10 FREE computer grade cassette tapes plus FREE 8085 user's manual plus FREE postage & handling!

Business Pak (SAVE \$89.95)—Buy Explorer/85 Levels "A," "B," and "C" (with cabinet), Power Supply, ASCII Keyboard/Computer Terminal (with cabinet), 16k RAM, 12" Video Monitor, North Star S-1/4" Disk Drive (includes North Star BASIC) with power supply and cabinet, all for just \$1599.40 and get 10 FREE 5-1/4" minidiskettes (\$49.95 value) plus FREE 8085 user's manual plus FREE postage & handling!

Continental U.S.A. Credit Card Buyers Outside Connecticut  
**CALL TOLL FREE 800-243-7428**

To Order From Connecticut Or For Technical Assistance, Etc. Call (203) 354-9375

sonalized disk operating system—just plug it in and you're up and running!—\$699.95 plus \$5 p&h.

- Power Supply Kit for North Star Disk Drive, \$39.95 plus \$2 p&h.
- Deluxe Case for North Star Disk Drive, \$39.95 plus \$2 p&h.
- Experimenter's Pak (see above), \$199.90 postpaid.
- Student Pak (see above), \$319.85 postpaid.
- Engineering Pak (see above), \$514.75 postpaid.
- Business Pak (see above), \$1599.40 postpaid.

Total Enclosed \$ \_\_\_\_\_ (Conn. res. add sales tax) By—  
 Personal Check  M.O./Cashier's Check  Visa  Master Charge (Bank # \_\_\_\_\_)

Acct. # \_\_\_\_\_ Signature \_\_\_\_\_ Exp. Date \_\_\_\_\_  
 Print Name \_\_\_\_\_ Address \_\_\_\_\_  
 City \_\_\_\_\_ State \_\_\_\_\_ Zip \_\_\_\_\_

Send Me Information

By Netronics

## ASCII/BAUDOT, STAND ALONE



# Computer Terminal

COMPLETE FOR ONLY \$149.95

The Netronics ASCII/BAUDOT Computer Terminal Kit is a microprocessor-controlled, stand alone keyboard/terminal requiring no computer memory or software. It allows the use of either a 64 or 32 character by 16 line professional display format with selectable baud rate, RS232-C or 20 ma. output, full cursor control and 75 ohm composite video output.

The keyboard follows the standard typewriter configuration and generates the entire 128 character ASCII upper/lower case set with 96 printable characters. Features include onboard regulators, selectable parity, shift lock key, alpha lock jumper, a drive capability of one TTY load, and the ability to mate directly with almost any computer, including the new Explorer/85 and ELF products by Netronics.


The Computer Terminal requires no I/O mapping and includes 1k of memory, character generator, 2 key rollover, processor controlled cursor control, parallel ASCII/BAUDOT to serial conversion and serial to video processing—fully crystal controlled for superb accuracy. PC boards are the highest quality glass epoxy for the ultimate in reliability and long life.

## VIDEO DISPLAY SPECIFICATIONS

The heart of the Netronics Computer Terminal is the microprocessor-controlled Netronics Video Display Board (VID) which allows the terminal to utilize either a parallel ASCII or BAUDOT signal source. The VID converts the parallel data to serial data which is then formatted to either RS232-C or 20 ma. current loop output, which can be connected to the serial I/O on your computer or other interface, i.e., Modem.

When connected to a computer, the computer must echo the character received. This data is received by the VID which processes the information, converting to data to video suitable to be displayed on a TV set (using an RF modulator) or on a video monitor. The VID generates the cursor, horizontal and vertical sync pulses and performs the housekeeping relative to which character and where it is to be displayed on the screen.

Video Output: 1.5 P/P into 75 ohm (EIA RS-170) • Baud Rate: 110 and 300 ASCII • Outputs: RS232-C or 20 ma. current loop • ASCII Character Set: 128 printable characters—



BAUDOT Character Set: A B C D E F G H I J K L M N O P Q R S T U V W X Y Z - ? \* 3 # 4 | . , 9 0 1 4 5 7 : 2 1 6 8  
 Cursor Modes: Home, Backspace, Horizontal Tab, Line Feed, Vertical Tab, Carriage Return. Two special cursor sequences are provided for absolute and relative X-Y cursor addressing • Cursor Control: Erase, End of Line, Erase of Screen, Form Feed, Delete • Monitor Operation: 50 or 60Hz (jumper selectable).

Continental U.S.A. Credit Card Buyers Outside Connecticut  
**CALL TOLL FREE 800-243-7428**

To Order From Connecticut Or For Technical Assistance, Etc. Call (203) 354-9375

Netronics R&D Ltd., Dept. PE-11  
 333 Litchfield Road, New Milford, CT 06676

Please send the items checked below—

- Netronics Stand Alone ASCII Keyboard/Computer Terminal Kit, \$149.95 plus \$3.00 postage & handling.
- Deluxe Steel Cabinet for Netronics Keyboard/Terminal in Blue/Black Finish, \$19.95 plus \$2.50 postage and handling.
- Video Display Board Kit alone (less keyboard), \$89.95 plus \$3 postage & handling.
- 12" Video Monitor (10 MHz bandwidth) fully assembled and tested, \$139.95 plus \$5 postage and handling.
- RF Modulator Kit (to use your TV set for a monitor), \$8.95 postpaid.
- 5 amp Power Supply Kit in Deluxe Steel Cabinet (± 8VDC @ 5 amps, plus 6-8 VAC), \$39.95 plus \$2 postage & handling.

Total Enclosed (Conn. res. add sales tax) \$ \_\_\_\_\_  
 By—  
 Personal Check  Cashiers Check/Money Order  Visa  Master Charge (Bank # \_\_\_\_\_)

Acct. # \_\_\_\_\_ Signature \_\_\_\_\_ Exp. Date \_\_\_\_\_  
 Print Name \_\_\_\_\_ Address \_\_\_\_\_  
 City \_\_\_\_\_ State \_\_\_\_\_ Zip \_\_\_\_\_

Send Me More Information

# FOCUS ON MICROCOMPUTERS

characters, or more. Similarly, graphics displays differ in the number of vertical and horizontal elements they can show—the amount of picture detail, in other words. The more information you can pack on one screen, the more you can take in at one glance. But more detailed displays cost more, and require higher-resolution monitors. As a result, high-density displays often cannot be used with r-f modulators and regular television receivers.

*Keyboards* are more standardized. The basic differences are in keyboard "feel" (more likely to matter to an operator who already knows touch typing than to a hunt-and-peck operator) and in the presence or absence of separate numeric keypads. These keypads are very worthwhile in applications involving large amounts of numerical entries, such as in business accounting or in scientific computation. It's far quicker to punch numbers into a calculator-like nest of keys in a compact bunch than to use a row of number keys spread out across the top of the keyboard.

That's fine for most applications, but not for word processing.

*Word processing* systems are mostly used for business, where it costs lots of money to turn roughly-typed or written drafts into smoothly-typed letters and reports. On a typical word-processing system, the operator can enter text, make corrections of all kinds, then command the computer to print out a perfectly-typed, finished copy. If it's a form letter, the computer can turn out a separate copy for each name and address on its list. Such systems are being adopted by offices, by free-lance writers and others.

Most small computers communicate

with you through video screens. For most applications, this makes perfect sense: video systems are fast, silent, reliable, and don't use up paper.

But there are times when it definitely pays to have a permanent record of the computer's output. Word processing is an obvious example, but so are accounting (including your personal checkbook), alphabetizing of lists, or even for making written records of your programs that you can send to friends or carry with you while you look for problems and improvements. Properly programmed, a computer could print out your shopping list in the order in which the items appear on your supermarket's shelves.

In the early days of small computers, Teletype<sup>®</sup> printing terminals were the most common I/O devices. Today, video screens—on terminals or connected directly to the computer—are. But most systems do allow separate printers to be added to the system. If this is important to you, check how easily the printer can be added to any system you're considering, and how much the printer and its connections will cost.

**Inside the Computer.** It's no accident that we've been talking only about externals so far. For the input-output communication channels between you and the computer have far more to do with its utility than the circuits inside.

The most important of these circuits is probably *memory*. You'll find computers here with as few as 256 "bytes" of memory, each byte being an 8-bit computer "word" that can represent a single alphanumeric symbol or a single computer command. You'll also find that several are expandable to as many as 65,536

bytes, variously abbreviated as either "64K" or "65K".

Most systems, though, fall into the 2K to 32K range. Memory costs money, so the more you have, the more the system costs. But the more memory you have, the longer the programs you can store, and the more data you can have available for them to work on.

There are two types of memory: RAM and ROM. *RAM* (Random-Access Memory) is used for temporary storage of programs and data and for the results of program runs. The contents of RAM can be changed at will, and many of them change constantly during the running of a program. But those contents also fade out within seconds when the power is turned off.


That's where *ROM* comes in. ROM (Read-Only Memory) doesn't forget—but you can't readily change it, either. Hence, ROM is used to hold vital programs which you'll use all the time, such as those which instruct the computer how to accept input from the keyboard. Some computers have BASIC in ROM, too—on others, you have to load in the BASIC language program from a tape each time you use it.

Most computers have more RAM than ROM. Typically, a system will wind up having about 2K of ROM (about 8K or 10K with BASIC in ROM) and 16K or more of RAM (less, if BASIC is in ROM, since that frees the RAM space that BASIC would otherwise occupy). They may start with less, but sooner or later, more memory is added.

Some inexpensive systems, usually the single-board, keypad-and-display type, have very limited RAM space on board (perhaps 1K or 2K). Most of these allow other boards to be connected with more RAM. But unless your application is a simple one using machine-language or assembly-language programs (device control, for example), be sure any system you buy can be expanded to include enough memory for all your needs. There's no hard-and-fast rule about how much is enough, except that many systems seem never to have enough memory—you can always use more.

**Mass Storage.** Programs, other than those in ROM, must be fed into the computer every time you turn the system on or switch from one program to another. Entering them each time from the keyboard or keypad is ridiculously time-consuming, and almost inevitably leads to

## COMPUTER KIT EXAMPLES



Elf II



Heathkit H89

errors. So it's vital to have some easy, fool-proof way to save programs and re-enter them.

The use of punched paper tape has virtually died out, since it's a slow and noisy procedure. Most small computer systems standardize instead on cassette tape, either built in or as an accessory program storage device. Most such systems convert programs and data into tones which can be recorded on ordinary audio cassette recorders, but a few record digital pulses, not audio tones, which requires a special recorder. Cassettes, especially audio cassette systems, are fairly slow (they require several minutes to load BASIC, for example). But they're faster than paper tape, use tape you can buy almost anywhere, and usually make extra use of a cassette recorder you already own. Cassette programs are not always interchangeable between different computer makes, though a few cassette formats (chiefly Tarbell and Kansas City) available as accessories for many computers, have achieved fairly wide use.

A very few personal computers also have "canned" programs in ROM memory cartridges that look like 8-track audio cartridges. They cannot be used interchangeably with different brands of computers, though.

If you need reliable loading (cassettes sometimes have to be loaded several times before you get them right) quicker loading, and faster access to a wide variety of programs and data, then it's time to consider *floppy disks*. Floppies are basically magnetic recording tape cut into disks instead of ribbons. They use digital recording, and are very fast—BASIC or other long programs typically load in seconds. They also speed up access to programs and data. Getting from the first program on the disk to the last is a matter of moving the head a few inches from the outside to the inside track. In contrast, getting from the first to the last program on a C-60 cassette means moving about 250 feet of tape past the head.

Unlike cassettes, disks allow greater interchangeability between computer systems. This is especially true for systems based on the 8080, 8085 or Z80 processors. Many companies sell 5¼-inch disk programs written for use with these systems. Furthermore, Digital Research's CP/M operating system (and CP/M software available from such companies as Lifeboat Associates) sim-

plifies interchange of programs, from different computers using the foregoing processors.

The processor is, for the most part, less important than the system you use it in. If you're programming in BASIC or some other language, you'll find as much difference between versions of BASIC running on a common processor as between versions running on altogether different ones. If you program in assembly or machine language, you'll find unlike processors very different to work with, but you'll also find that every processor has its firm adherents, with each processor's advantages being balanced by disadvantages relative to other processors. The best way to choose is to settle for whatever processor is in the system which best suits you, and for which the programs you need are already available.

**Structure and Expandability.** Any computer system worth its salt is designed to allow expansion. Your needs may grow or change; your budget will certainly grow, allowing you to make additions piecemeal.

Computer systems can be expanded in a variety of ways, and a given computer may use several of them. The simplest way to expand a system is to plug more integrated circuits into sockets already provided for them. This is usually done to expand RAM and ROM memory, and only for moderate expansions. Many single-board computers use this method, but so do some larger ones.

A more popular and more versatile route to system expansion is to plug in additional circuit boards. This implies that the computer will have some sort of *bus structure*, which is a group of signal, data, address and power lines into which boards can be plugged in any order. Several bus systems are in use, some are used in just one model of computer, others are used in many.

Boards are available for a very wide variety of purposes: to expand memory; to add more I/O circuits for additional terminals, printers and the like; to generate speech or sounds; to accept voice input; to tell the computer what time it is; to allow the user to build circuits of his own; to control other devices; to communicate by phone with other computers and terminals; to test integrated circuits; to add graphics capabilities; to send and receive Morse code; to interface with computers using other buses;

to speed math processing; and many more possibilities.

Some computers, chiefly very compact ones, require a separate "box" to hold more than a minimum of extra memory, I/O and other circuits. Others combine approaches, with an expansion box that's built around an S-100 bus.

**Peripherals.** Much system expansion occurs outside the computer, of course. With the right programs and I/O circuits, a computer (even the kind whose built-in keyboard and video screen make it a terminal unto itself) can support several terminals around an office or house. For a very few machines, there are even programs available which allow several terminals to operate at once.

Even a one-terminal system can frequently use an add-on printer, for all the reasons already cited. But the application has a lot to do with which printer should be selected. The main choices are between dot-matrix and character printers: between impact, electrosensitive and thermal printing systems; and between printers offering upper-case (capitals) only and those offering both upper and lower case. (See "Printer" article that follows.)

*Modems* are another useful accessory, allowing your computer to communicate with others by telephone. Originate-only modems, the least expensive type, let your computer call up others. Originate/answer types also let others call you up. Some of the latter type also have "auto answer" facilities, so they can answer calls even in your absence.

**The Systems Approach.** When you buy a computer, you're not just buying a computer. You're starting a *system*. So your choice should be governed by the entire system it belongs to, and how well that system suits your application. Can the system be expanded to keep pace with your future needs? Can you get the peripherals you need—disk drives, modems, printers, device control boards, or whatever? How easily can you add any extra memory you may need, and at what cost? How many companies supply equipment to use with this system? Do you have near-future use for a business purpose? And, most important of all, is software available to make this system do what you want and need it to do? If the answer to all these questions is yes and cost is in your ballpark, then you've found the right system. ◇

(Focus continues on page 63)



# The Ultimate Headphones...

The Unique, New PRO-50 by Realistic...only \$79.95

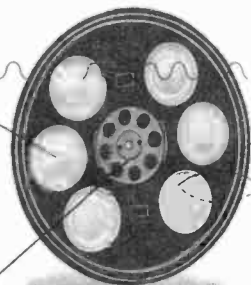
The first headphones designed to reproduce sound the way you would hear it at a live performance. With the stereo image *in front of you*. With *natural*, unexaggerated channel separation and depth perception. But without the bass boominess and resonant peaks so common in other headphones. Along with exciting listening you get comfort, because PRO-50 weighs a scant 10.4 ounces including

cord and plug. The secret of this breakthrough is in the six passive diaphragms encircling the driver. These "slaves" perform two vital functions. At upper-middle and high frequencies they let the ear listen in a "free field" that eliminates self-resonance, and they allow the ear's own *natural* resonances to develop. Combined with acoustical resistances, this forms a controlled and highly damped vent to flatten resonant peaks and extend bass response. PRO-50 has an audio range of 16-20,000 Hz. All this performance without user adjustments — PRO-50 is self-adjusting. Come in and discover the ultimate in headset hi-fi. By the company that also builds and markets the TRS-80<sup>®</sup>, the world's most popular personal computer.

## PASSIVE DIAPHRAGMS

The diaphragms allow the ear to develop its own *natural*, desired resonance at mid and high frequencies, allowing PRO-50 to act as an open-air headphone

Active driver-transducer



Six passive diaphragms bring a new level of realism to headphone hi-fi

Below their own resonance, the diaphragms do not allow bass notes to pass, thereby working as a coupled headphone

Prices may vary at individual stores and dealers

Realistic — Sold Only at

# Radio Shack<sup>®</sup>

A DIVISION OF TANDY CORPORATION, FORT WORTH, TX 76102  
OVER 7000 LOCATIONS IN 40 COUNTRIES

# How to Buy a Computer Printer

BY ALEXANDER W. BURAWA, Features Editor

Sooner or later, if you own a personal-computer system, you'll want to add a hard-copy printer. For example, a home user might want to keep printouts of programs in case he "blows" them on his tapes or disks, or have recipes that can be taken into the kitchen instead of a video monitor or terminal. A small businessman, on the other hand, would need a printer even more—for generating letters, billing information, stock-inventory lists, etc. Thanks to the introduction of lower-priced models, anyone can now seriously consider adding a hard-copy facility.

In this article, we will discuss the various types of printers available and explain how each operates. Our objective is to provide guidance on selecting the printer that is just right for the purpose, based on such features, as performance and cost.

**Some Generalizations.** Hard-copy printers are considered to be one-way machines that provide a permanent copy of whatever appears at the appropriate output port of a computer. This computer peripheral generally has no facility for "talking to" the computer (although there are terminals, such as a teletypewriter, that permit two-way communications, including hard copy).


A number of factors contribute to the price of a printer, the most important being the printing mechanism used, number of characters per line, and printing speed. As a general rule, the greater the number of characters per line and/or the faster the operating speed, the more expensive the printer. For example, a 40-column (40-character/line) thermal

printer of the type used with many calculators is much less expensive than a line printer that prints at a rate of 500 lines/minute and has a capacity of 80 characters/line or more.

All computer-controlled hard-copy printers can be classified as either "impact" or "nonimpact" in design. Characters and symbols can be printed either fully formed or in a dot-matrix format. Finally, printers can be classified as either

"serial" or "line." Individual printers vary immensely in terms of operating features, capacity, reliability, print quality, cost, etc.

At one time, all hard-copy printers were referred to as "line" printers. Today, a line printer generally means a device that prints an entire line of characters simultaneously. To differentiate between this type of printer and those that print each character individually across



*IBM Selectric uses interchangeable "golf ball" printhead for selectable-font, preformed solid characters.*



*Dot-matrix characters (bottom) may be more difficult to read than solid characters (top).*

the page, the term "serial" has come into common usage. Unfortunately, a few manufacturers continue to refer to their serial printers as "line" printers. In most cases, however, you can determine which is which by referring to manufacturer specification sheets. Serial-printer speeds are generally given in characters/second (cps) with no mention of lines/minute (LPM), while line-printer speeds are almost invariably given in lines/minute and may or may not include characters/second. If in doubt, ask your dealer.

**Character Format.** Impact printers with solid, fully formed characters abound for high-quality typefaces used for business letters, business forms, magazine and book printing, etc. These can be found on Teletype<sup>®</sup> cylinders, IBM Selectric<sup>®</sup> "golf" balls, "daisy" wheels, drums, chain-print mechanisms, and embossed "bands." In general, fully formed type carriers provide both upper- and lower-case alphabetic characters, numbers, punctuation marks, and special symbols (if any are required). Additionally, many offer a choice of different type fonts, such as Roman, italic, bold, etc. The exception here is the cylinder printhead, which is limited to upper-case alphabetic characters, the numerals 0 through 9, and a few punctuation marks and symbols.

Dot-matrix printing is the other technique for forming printed characters on paper. Here, a number of dot "elements" make up each character in the set. The dots are usually arranged in a matrix consisting of 4 to 7 dots horizontally and 7 to 9 dots vertically. When the elements are limited to 7 or fewer dots vertically, the character set may not contain lower-case letters because of problems with legible descenders.

Dot-matrix-formed characters are not continuous and may, as a result, lead to problems in legibility, especially if the matrix is made up of very few elements. (Some very expensive dot-matrix printers generate so many elements per character that individual characters appear to be continuous.)

Printheads that use the dot-matrix format of generating characters can be used in impact printers and are used exclusively in nonimpact printers.

**Impact vs. Nonimpact.** Like an ordinary typewriter, all impact printers require force to print a character on paper. In the great majority of impact printers, the printhead is forced with hammer-like action against the paper through an inked ribbon. In rare cases, the selected character in the printhead is held stationary while a hammer drives the paper and inked ribbon against the character slug or matrix from the rear to accomplish the printing task.

Almost without exception, impact printers are considerably slower than their nonimpact counterparts, averaging less than 60 characters/second for serial printers. While some serial printers that use the dot-matrix printhead may be capable of operating at speeds of up to 330 characters/second, few in the lower-price ranges can achieve better than 100 characters/second. At the lowest end of the price range, printing speed may be restricted to 60 characters/second or less.

One characteristic of all impact printers is a high level of noise during operation. Noisiest of all is the cylinder printer, which clatters away at distracting noise levels. Perhaps the quietest is the band printer, which is, relatively speaking, unobtrusive. Even with its high noise level, the impact printer is often the one most preferred for high-quality printing and/or multiple-copy capability.

By comparison, nonimpact printers are almost silent in operation, the only sound coming from the mechanisms that move the head across the paper and feed the paper upward for the next line. Unfortunately, two disadvantages are common to all nonimpact printers— inability to make multiple copies and

sometimes very low legibility of the dot-matrix-formed characters.

Nonimpact printers form their characters by any of the following techniques: thermally, electrosensitively, electrostatically, Xerographically, and ink jet. For limited budgets, all but the first two can be eliminated from consideration.

**Impact Printers.** Here is a rundown on moderately priced impact printers:


**Cylinder.** The printhead used in this type of printer was one of the earliest to gain popularity (the old Teletype used it). The cylinder printhead gets its name from the shape of the character carrier. In operation, the cylinder rotates and moves up and down to carry the appropriate character into striking position. Then a hammer strikes the cylinder, forcing the selected character against the paper through an inked ribbon.

One can buy a used cylinder printer from a surplus dealer at low cost. Its multiple-copy capability, using carbon-paper-interleaved rolls, is a major advantage. Disadvantages include a 10-character/second printing speed, just passable print quality, no lower-case alphabet, limited symbol availability and very noisy operation.

**Golf-Ball.** The spherical "golf" ball printhead was developed by IBM for its Selectric typewriter. Similar in concept to the cylindrical printhead, the golf ball is a sphere on which the printing character set is embossed. Operation is also basically similar to the cylinder printer, except that the ball itself strikes the paper through an inked ribbon without help from a hammer. Also, it features both upper- and lower-case characters.

*(continued on page 66)*

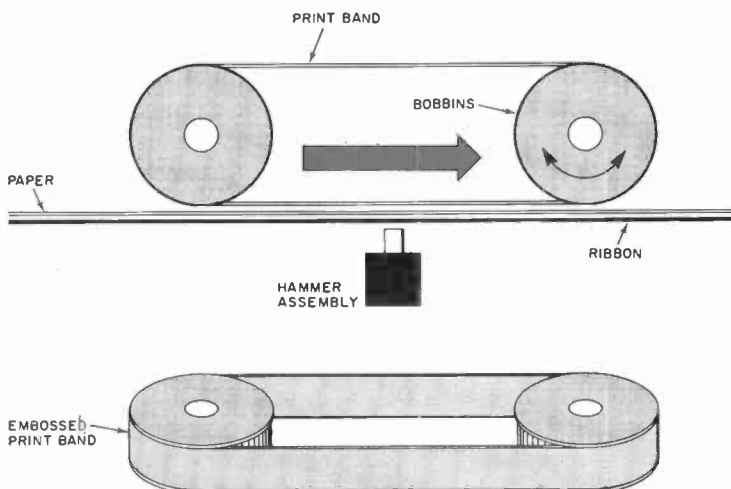
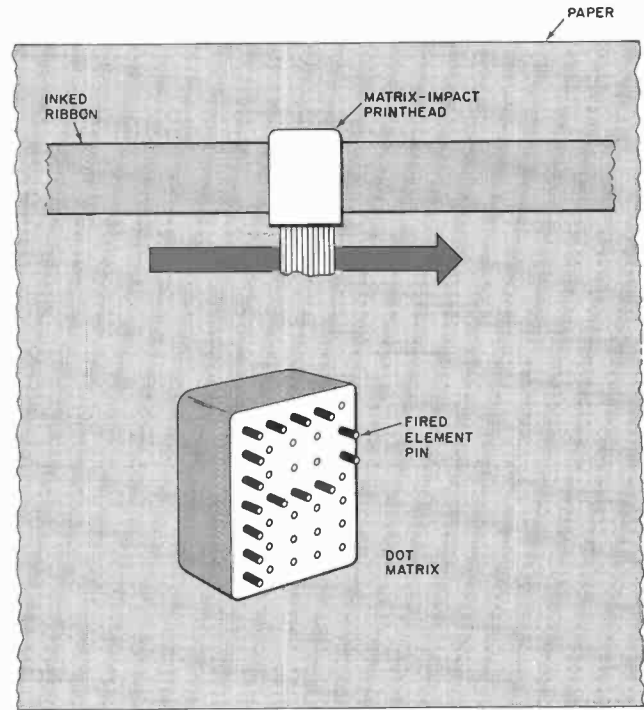
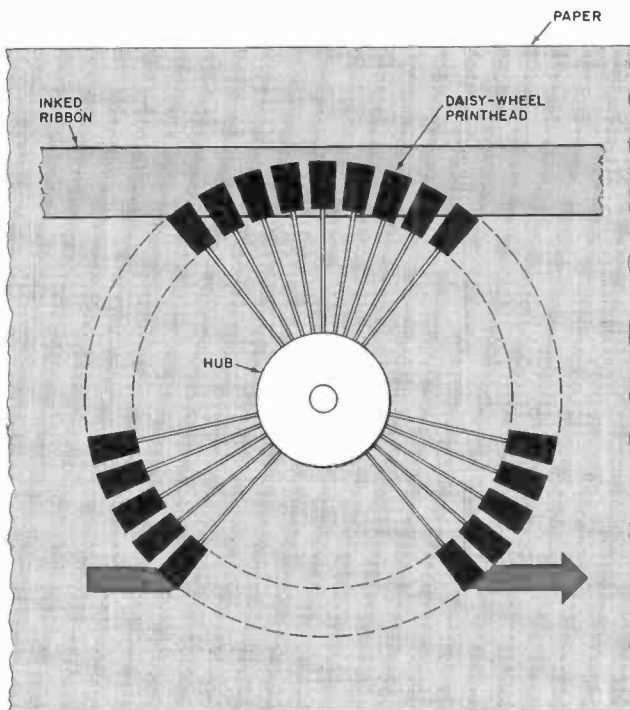
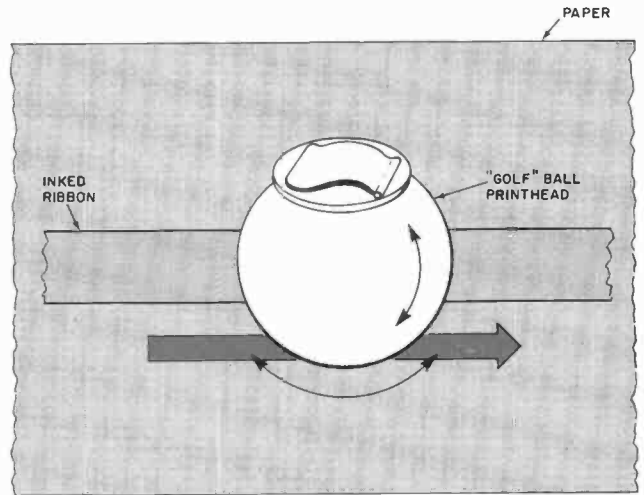
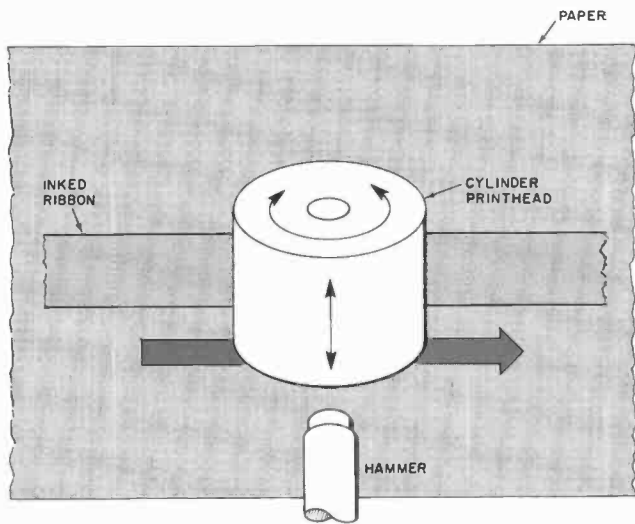
Photo courtesy Precision Data



*Matrix printhead is used exclusively in nonimpact and in some impact printers.*



*Printing band produces preformed characters but legibility is only fair to poor.*



*Illustrated (clockwise from upper left) are cylinder, IBM golf ball, dot matrix, impact, band, and daisy wheel printheads.*

Excellent print quality, plus quick interchange of printheads (balls) with different character fonts are the leading advantages of the golf-ball printer. Prices of new machines start at about \$2000, while reconditioned ones such as from Anderson Jacobson sell in the area of \$1200.

Two disadvantages are prominent in the golf-ball printer: printing speed averages only about 15 characters/second, and operation is noisy, though certainly not as noisy as with the cylinder printer.

*Daisy-Wheel.* The name "daisy wheel" is derived from the printhead's resemblance to the flower. Character slugs are located at the ends of "spokes" that radiate from a hub. Under computer control, the hub is rapidly rotated to bring the selected character into striking position, where a hammer drives the slug against ribbon and paper.

Daisy-wheel printers are more reliable and faster than cylinder and golf-ball printers, averaging 45 to 55 characters/second. Like the golf-ball printer, the daisy-wheel printer has interchangeable type-font printheads. Its print quality is especially good. The major disadvantage of the daisy-wheel printer is its relatively high price of \$3000 to \$5000.

*Matrix-Impact.* This is perhaps the fastest growing type of printer in common use. Each character is formed from a pattern of dots arranged in a matrix. Each dot is struck onto the paper through an inked ribbon by an independent "pin" in the printhead. As the head passes over the paper, the computer "tells" it which pins are to be "fired."

Since the character set of a matrix-impact printer is determined by patterns stored in ROM or PROM, not by the configuration of the printhead, character fonts can be changed easily, allowing unique symbols to be created almost at will. This matrix approach also makes it possible to have limited graphics mixed with printed characters. Speed is generally higher than with other types of impact printers—up to 330 characters/second in the most expensive serial printers and as low as 30 characters/second at the low-price end. Reliability, relatively quiet operation, and low cost (about \$900 to start) round out the advantages of the matrix-impact printer.

The major disadvantage of this type of printer is that legibility may be poor because the characters are not continuous. The problem becomes progressively worse as the number of dots in the

matrix for a letter become smaller.

*Band.* Unlike other impact printers, the band printer can be designed to strike the paper through an inked ribbon or to force paper and ribbon against the selected character with a hammer *behind* the paper. It gets its name from the fact that the character set is embossed on a continuous metal or reinforced polyurethane "band" that fits over a pair of bobbins. The bobbins rotate to set the selected character slug into position.

Advantages of the band printer include: easily interchangeable type bands for replacement or changing type font, good print quality, high reliability, and relatively high operating speeds that range from 30 characters/second on up.

Disadvantages are characteristic of various models. Some are subject to excessive belt and drive wear, others print low-quality characters, and still others wear out individual characters on the band relatively rapidly. And one worn character means replacing the entire band. Finally, these are fairly expensive printers, starting at about \$3000.

**Nonimpact Printers.** In the nonimpact-printer category, there are basically two types from which to choose in the affordable range of most personal- and very-small-business computer users—thermal and electrosensitive. Both share a disadvantage common to all nonimpact printers, namely, an inability to produce simultaneous multiple copies of the printed matter. An advantage they share is whisper-quiet operation.

*Thermal.* The matrix format for this type of printhead is the same as for the impact matrix printhead discussed above. As the printhead moves across the specially treated paper, it pauses at each position where a character is to be printed. At each pause, selected elements inside the printhead are rapidly heated, activating the coating in the selected areas. When the coating is activated, it changes color to form dots that contrast with the overall color of the paper itself.

Very low cost and silent operation are the major advantages of the matrix thermal printer. Disadvantages include: relatively low speed (30 to 100 characters/second), need for special paper, lack of preprinted forms, and short line width.

*Electrosensitive.* The printhead used in this type of printer is similar to that used in the thermal printer, except that it vaporizes selected points of a special

coating on the paper with a *voltage* rather than with heat. Operation is also basically the same.

Electrosensitive printers are low in cost, ranging from about \$400 to \$3000. A couple of peripherals manufacturers have hinted that at some future time, electrosensitive printers minus case and power supply might be available for as little as \$250. These printers are also relatively fast, operating at speeds of 160 to 2200 characters/second.

The single important disadvantage that has prevented the electrosensitive printer from taking over the single-copy market is the special paper it requires. This paper, bearing a thin black layer and an even thinner coating of aluminum, is very fragile and must be handled with utmost care to prevent wrinkling and soiling. A further problem is the reflectivity of the aluminum surface, which virtually "washes out" under some lighting conditions and makes it almost impossible to photocopy printed text.

**Other Considerations.** Not all hard-copy printers have full-page-width (8½") printing capability. There are a number of "column" printers that use adding-machine-size paper rolls and give an average of 40 columns (40 characters) per line of upper-case alphabet, numerals, and punctuation and some special characters. In general, these printers employ either impact or nonimpact dot-matrix printheads. These printers are extremely low in cost, as little as \$150 if you shop around, but their graphics capability may be limited.

Another consideration often overlooked by prospective buyers is the manner in which the paper is fed from the supply roll or folded stack. There are two alternatives here, the most common of which is friction-roller feed, such as used in typewriters. The other is sprocket feed. Here, gear-like sprockets located at opposite ends of the "carriage" engage perforations along the sides of the paper to move the paper upward as each line of printing is completed. Sprocket-feed is superior to friction-feed because it very precisely locates each line of print, but the perforated paper costs more.

The costs of a hard-copy printing system do not stop with the purchase of the printer itself; in fact, that may be just the beginning. You must take into account the cost of the paper. Here, the advantage is on the side of the impact printer



that uses inexpensive paper rolls. Prices are considerably higher for the special papers required for thermal and electrosensitive papers. And, where available, accordion-folded, sprocket-feed forms can be very expensive. Last but not least, you must allow for maintenance. A formed-character impact printer will generate much steeper maintenance and repair costs than a nonimpact matrix printer, if only because the former has more mechanical elements.

While most machines print in one direction only (left to right), others print bidirectionally. In a bidirectional printer, when the printhead sweeps from left to right and comes to the end of a line, the paper feeds up one line and printing continues from right to left. This process is repeated for every pair of lines in the

text, eliminating "carriage return." To accomplish bidirectional operation, these printers have built into them a one-line data-storage buffer.

Finally, not all printers have the same "typing" density. Full-width printers can have as few as 5 and as many as 16.5 characters/inch across the page and as few as 5 and as many as 12 lines/inch down the page. High-density printing can save considerably on the cost of paper but may be difficult to read.

**Buying Hints.** Most of the prices quoted in this article are manufacturer suggested list. Dealers in the microcomputer marketplace, however, often sell below list and, on occasion, considerably below. So, it pays to shop around.

Though it might be preferable to buy

new equipment, don't overlook the used-printer market. Occasionally, very expensive printers that have been taken out of a large system will be refurbished and sold in satisfactory operating order at a fraction of their original price. Be sure you get a warranty, though.

If you own or plan to buy a video terminal—that is, a keyboard-video monitor system—it would be wise to purchase only a one-way printer. Having a two-way one would make the typing facility redundant unless you also wish to own an electric typewriter.

Finally, try to get some "hands-on" experience with the printers you have in mind. Visit your local computer store and, if possible, other computer users who already have hard-copy printers to see which fills your needs. ◇

## CP/M: The Standard Microcomputer Software Interface?

BY DOROTHY SIEGEL\*

*This semi-universal software interface is already providing tremendous advantages for 8080 and Z80-based computer users. Its extension to other systems may not be far off.*

IN THE early days of personal computing, toggling switches and watching LEDs constituted the only means of data-handling available to enthusiasts. As microcomputers and peripherals proliferated, users expected to be able to obtain high-quality software to run on their systems. However, because hardware and software were not standardized, proven software that large computers had been using for years and software written specifically for, say, the 8080 and Z80 (the largest population of chips in use) had to be adapted to accommodate a multitude of incompatible systems. This uneconomical state of affairs inhibited the development of good software. What was needed was a quasi-universal interface that would allow applications of software once written to run on any 8080/Z80 machine. Just as the S-100 *Lifeboat Associates, New York, NY.*

bus became the 8080/Z80 standard for hardware, CP/M (a registered trademark of Digital Research) is filling this need in the realm of software.

**What Is CP/M?** CP/M is an operating system, a layer of software that masks the hardware and makes it "impersonate" a computer defined by CP/M itself. Once CP/M is loaded on a microcomputer system, the details of the hardware actually in use become irrelevant to the user. As far as he is concerned, he is dealing only with CP/M; the operating system does the rest. Similarly, a program need only be designed to run under CP/M, not with any particular hardware configuration. This ability to mate virtually any microcomputer and any software is one of the main reasons for the growing popularity of CP/M.

CP/M consists of a monitor control program plus some utility programs, principally a text editor, an assembler and a debugger. Together, these programs comprise a complete and independent software-development package that enables the user to create, edit, debug, assemble and run programs using one, two, three, or four floppy or mini-floppy disk drives. It can be used with any of the family of 8080- or Z80-based micro-processor that have at least 16K of memory.

The heart of the CP/M is the disk operating system (FDOS). It relieves the user of all housekeeping tasks, creating and manipulating files, and coordinating communication between peripherals. The FDOS acts as a supervisor for other programs, whether they are utilities like CP/M's own editor, application pro-

grams like inventory control, or translators for high-level programming languages like BASIC, COBOL, FORTRAN, and PL-1.

The FDOS can be further subdivided into the BIOS or Basic Input/Output System, which provides machine language interfacing to the I/O devices, and the BDOS, or Basic Disk Operating System, which provides disk and file management. Together, the BIOS and BDOS supervise the I/O hardware. BDOS allocates disk space for new files and maintains a record of disk storage in use and available. When a program demands storage, BDOS determines the disk addresses to be employed, and performs disk I/O through the BIOS drivers. For example, when an application program such as an editor or an assembler needs to write data to a file, it calls BDOS function #21 to write a record. BDOS does the necessary calculations and calls the BIOS with four different operations: select disk, set track, set sector, and perform data write.

The Console Command Processor (CCP) is the user interface to the rest of CP/M. It executes its own set of commands, such as DIR to list the file names on a diskette or ERA to erase a file. There are five such built-in commands that the CCP can perform. When the hardware is first activated, or a program run has ended, CCP is loaded "by default." But when a program such as a BASIC interpreter is executed, CCP's 2K of memory is released for use by the program and becomes part of the TPA or transient program area as shown in Fig. 1.

The TPA is the section of memory where a program is loaded for execution. For example, when "BASIC" is typed to the CCP, the FDOS loads the binary command file BASIC.COM at 100H (the H denotes hexadecimal or base-16 notation) and transfers execution to the start of the BASIC program.

CP/M's transient commands (see Table) reside not in memory, but on the CP/M disk, ready to be loaded by the CCP. The user can load one of the transient commands supplied with CP/M, such as the CP/M editor (ED). Or, as in the example with BASIC above, he can create his own transient commands, even using an editor, assembler or debugger obtained from another source. When the user wishes to edit a file, he types "ED." When he wishes to run BASIC, he types "BASIC." And when he wishes to list the files on the disk, he

types "DIR." The manner in which the system copes with these different tasks is unimportant to the user seated at the console.

The "standard" CP/M for most machines with an S-100 bus (such as the Altair, IMSAI, North Star, Cromemco, etc.) has programs loading at address 100H (Fig. 1). A second "standard" CP/M, for computers with firmware at low memory addresses (such as the TRS-80, Heath H-8, and Poly 8813), has programs running at 4300H. Major software houses such as Digital Research and Microsoft have produced versions of their products for both standards.

**Why CP/M?** The decision to make CP/M easily transportable between different computer systems was a recent one. In 1973, when Intel introduced its 8080 microprocessor, Gary Kildall of Digital Research designed a PL/M cross-compiler to generate code for the new device. He separately designed an 8080 operating system, CP/M (for "Control Program for Microprocessors") ver.1.0, that he later configured for the 8080-based systems built by Omron and Digital Microsystems. In 1976, when IMSAI

asked him to implement CP/M on their 8080-based computer, Digital Research redesigned CP/M (ver.1.3) to be transportable between different machines with standard 8" IBM diskettes. CP/M started becoming a popular system for microcomputer users who owned 8" disk drives, and it was possible for users with dissimilar hardware to start swapping disks and programs.

In 1977, Larry Alkoff of Lifeboat Associates configured CP/M to work on the North Star minifloppy disk system. Enthusiastic response to word of its existence led Lifeboat to offer CP/M configurations for almost every other minifloppy and floppy disk system—single and double density, single and double sided, hard and soft sectored, 5¼" and 8", and with any disk controller. Today, CP/M is available from Digital Research, from disk system manufacturers, and from distributors like Lifeboat for virtually all 8080/Z80-based computer disk systems sold.

The popularity of CP/M mushroomed. It was inexpensive compared to systems software for large computers, and it provided a machine-independent environment for the wider world of software. For

*(Continued on page 73)*

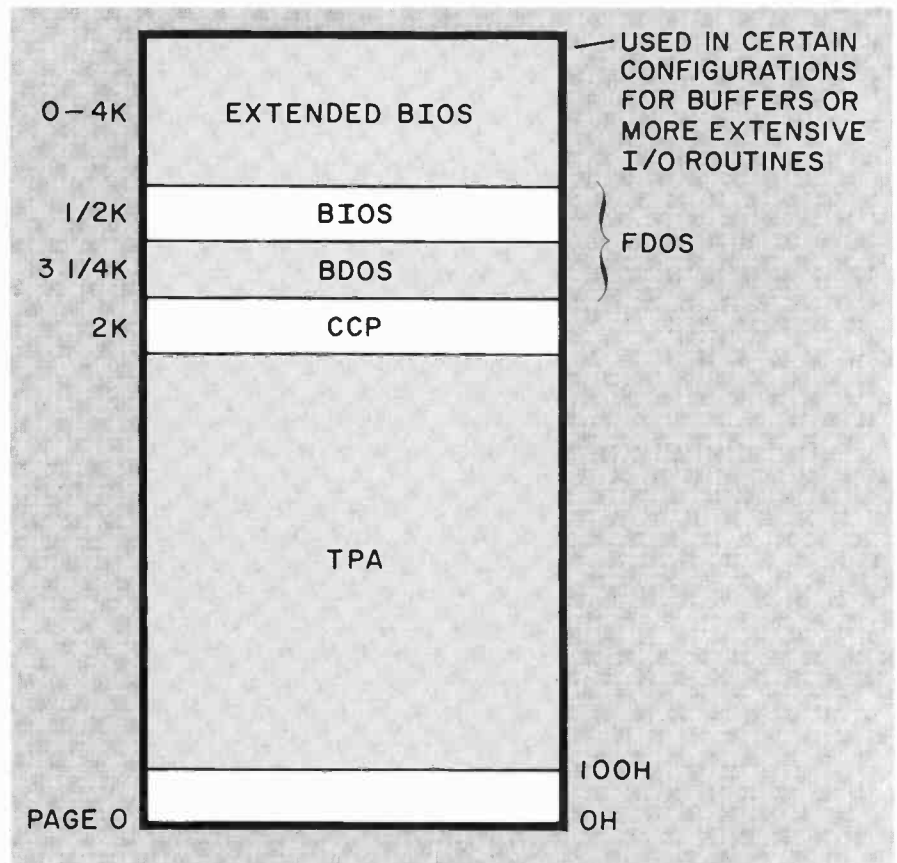


Fig. 1. System memory map for the CP/M microcomputer software interface.

# Innovations

## The sharpest picture ever achieved in big-screen projection TV

The new Heathkit Screen Star sets a new standard in picture quality for big-screen projection TV. The finest F1.0 lenses you can buy produce one of the clearest, brightest pictures ever.

Imagine watching all your favorite TV movies and sports events on a big 6-foot diagonal screen. Heathkit's three-tube projection gives you brighter, more vivid color. And it's a lot easier to build than conventional TV's.

## A complete computer system in one compact unit

The Heathkit All-In-One Computer takes the guesswork out of selecting a balanced computer system. It includes built-in floppy storage, smart terminal, heavy-duty keyboard, 12-key numeric pad, Z80 CPU, and 16K RAM expandable to 48K—all in one compact unit.

Two Z80 microprocessors mean terminal and computer never share power. So both can operate faster on more complex programs. And there's no better way to learn about computers than to build one yourself.



## The only computerized home weather station for instant, up-to-the-minute weather reports

Just push a button for reliable weather information anytime you need it with the unique Heathkit Weather Station.

It gives you digital readouts on F or C temperatures, wind speed in miles or kilometers per hour or in knots, wind direction, barometric pressure, date and time of day, even the wind chill factor.

This microprocessor-based weather computer has memory to store data and precision infra-red sensing devices built into the outdoor transmitter. And it's very easy to build.

## The finest stereo receiver ever introduced by one of the leaders in audio technology

It's loaded with luxury features that let you adjust your music to your preference.

Special features include a Precision Tuning System (PTS) that automatically corrects mistuning. 5-section FM tuning capacitor gives you maximum rejection of unwanted signals for lower noise, cleaner sound. Digital frequency readout, center tune meter, and flywheel loaded tuning are just a few of the luxury touches. Complete specifications are in the latest Heathkit Catalog.

## FREE CATALOG

See all the newest innovations in build-it-yourself kits in the latest free Heathkit Catalog. It contains nearly 400 exciting kits for your home, work or pleasure. Send today.



Send to: Heath Company, Dept. 010-590,  
Benton Harbor, MI 49022

Yes, please send me a Heathkit Catalog.  
I am not currently receiving a catalog.

Name \_\_\_\_\_

Address \_\_\_\_\_

City \_\_\_\_\_ State \_\_\_\_\_

CL-720 \_\_\_\_\_ Zip \_\_\_\_\_

CIRCLE NO. 5 ON FREE INFORMATION CARD

**Heathkit®**  
If coupon is missing, write Heath Co.,  
Dept. 010-590,  
Benton Harbor, MI 49022

Heathkit Products are also sold and serviced at Heathkit Electronic Centers (units of Schlumberger Products Corp.) in major cities throughout the U.S. See your white pages.

# A lot of signal. For a little cost.

When it comes to signal sources,  
high precision and versatility don't have to mean high prices.



## The 2001 Sweeplable Function Generator. \$149.95\*

A wide-range 1 Hz-100 kHz source for stable, low-distortion sine waves; fast rise/fall-time square waves; high-linearity triangle waves—as well as a TTL square-wave output.

The 2001's voltage-controlled oscillator lets you remotely shift the generator's frequency by applying a DC voltage, or using an AC voltage to sweep its output over a 100:1 range. A pushbutton-selectable DC offset, allows you to shift output waveform centers above or below baseline at will. With its five overlapping ranges, high- and low-level outputs, Model 2001 is a remarkable value.

## Model 4001 Ultra-Variable Pulse Generator. \$169.95\*

Model 4001 is a precision digital pulse generator with fast rise and fall times covering 0.5 Hz to 5 MHz in 5 overlapping ranges. Pulse width and spacing are independently variable, 100 nsec to 1 sec.

Whatever type of testing you have in mind, the 4001 has a mode to match: Continuous. One-shot. Trigger. Gate. Square wave. Even a complement mode to instantly invert the output. Plus external triggering and gating. Three outputs—50-ohm variable, TTL and sync. And much, much more.

The more digital work you do, the more you need our 4001.

CSC's 2001 and 4001. They're the generators you've been looking for.  
At the price you've been waiting for.

CONTINENTAL SPECIALTIES CORPORATION

70 Fulton Terr., New Haven CT 06509 (203) 624-3103 TWX 710-465-1227  
OTHER OFFICES San Francisco (415) 421-8872 TWX 910-372-7992  
Europe CSC UK LTD Phone Saffron-Walden 0799-21682 TLX 817477  
Canada Len Finkler Ltd. Ontario



Call toll-free for details  
**1-800-243-6077**

Smarter tools for testing and design.

\* Suggested U.S. resale. Available at selected local distributors. Prices, specifications subject to change without notice. © Copyright 1979 Continental Specialties Corporation

# FOCUS ON MICROCOMPUTERS

(Continued from page 68)

example, when CP/M is used, the same version of Microsoft Disk Extended BASIC will execute identical BASIC programs on a North Star Horizon, an Ohio Scientific Challenger, or a Cromemco System 3 Computer. This standardization and broadening of the market has helped to promote the writing of high-quality software.

A spartan operating system, CP/M is designed for the most efficient use of the limited memory most users had back in 1976. It is also economical with disk space, not requiring contiguous blocks of space on the disk in order to create continuous files. The system is forgiving, which makes it difficult for a user to inadvertently destroy his program. Furthermore, CP/M is well-conceived, reliable, and thoroughly debugged.

A wide variety of CP/M software is available from dozens of sources. There are application packages such as word-processing and mail-list programs, payroll, and general ledger; utility packages such as TEX (a text formatter for Digital Research) and Macro-80 (a relocating Macro Assembler from Microsoft); and language programs in which to develop or run application programs. Two recent releases are a BASIC Compiler and two Compilers for the language "C". CP/M offers the luxury of a selection among more than a dozen BASIC's, three FORTRAN's, three COBOL's, an APL, a PL-1 and innumerable assemblers, editors, and business packages.

Computer users who are still dependent on the equipment manufacturers can benefit from CP/M. With a nonstandard DOS supplied by the manufacturer, their machines constitute a captive software market. If the manufacturer, either because of bankruptcy or a change in plans, fails to supply that market, the users are in trouble. For instance, the availability of CP/M software for the Processor Technology Helios disk system should offer more than a little comfort to the recently orphaned owners of these systems.

**Communication Using CP/M.** Users of CP/M having similar disk systems can exchange disks. Users with dissimilar disk systems can communicate programs and data via telephone lines or they can exchange listings. They have the further alternative of using Lifeboat Associates' media conversion facilities to convert a CP/M disk from one system's format to a CP/M disk in another.

Other communication possibilities

## CP/M TRANSIENT COMMANDS

**STAT**—List the number of bytes of storage remaining on the currently logged disk, provide statistical information about particular files; and display or alter device assignment.

**ASM**—Load the CP/M Assembler and assemble the specified program from disk.

**LOAD**—Load the file in Intel "hex" machine code format and produce a file in machine executable form which can be loaded into the TPA. (This loaded program becomes a new command under the CCP.)

**DDT**—Load the CP/M debugger into TPA and start execution.

**PIP**—Load the Peripheral Interchange Program for subsequent disk file and peripheral transfer operations.

**ED**—Load and execute the CP/M text editor program.

**SYSGEN**—Create a new CP/M system diskette.

**SUBMIT**—Submit a file of commands for batch processing.

**DUMP**—Dump the contents of a file in hex.

**MOVCPM**—Regenerate the CP/M system for a particular memory size.


*Note: These are commands supplied with CP/M. Any programs acquired by the user are added to his repertoire of Transient Commands.*


have been fostered by CP/M. Ward Christensen and Randy Suess of the Chicago Area Computer Hobbyist Exchange (CACHE) devised a computerized dial-in "corkboard and pushpin" community bulletin board—a modern-day version of a wall full of index cards.

In its first 16 months of operation, CBBS (Computerized Bulletin Board System) handled 16,000 calls. Ward reports that often the entire operation is automated, with a user's computer calling the CBBS computer. CBBS's have reportedly cropped up in Pasadena, Boston, Maynard (Mass.), Atlanta, Dallas, and Beaverton (Oregon), all employing the CACHE supervisory software and CP/M. Ward feels that CP/M made implementation of CBBS much easier, and he uses standard CP/M utility programs to maintain it. Eventually, CP/M Users Groups may use on-line computers with modems to transfer files.

**For the Future.** Feedback from CP/M users has led Digital Research to plan for the introduction of a more expensive, more sophisticated, upwardly compatible operating system, MP/M. This Multi-Programming Monitor supports processes arranged by priority for handling events in real time, yet it is designed so that CP/M programs can run with it. The MP/M is about four times the size of CP/M and costs about twice as much.

If the advent of microcomputers is seen as a revolution, surely the development of advanced, universal operating systems must be too. By unifying the software market and making it worthwhile to design sophisticated programs for the micros, CP/M (and MP/M to come) has unleashed these machines and put them to work. ◇





# We put more thought into our leader than most manufacturers put into their tape.

One of the reasons Maxell has such a great following is because of our leader.

It has a built-in non-abrasive head cleaner designed to remove the oxide residue other tapes leave behind, without damaging your tape heads.

It also points out what side of the tape you're on (A or B) as well as which direction the tape is traveling. So it's almost impossible to make a mistake.

It even gives you a five second cueing mark, so you can set your recording

levels without wasting tape. Or time.

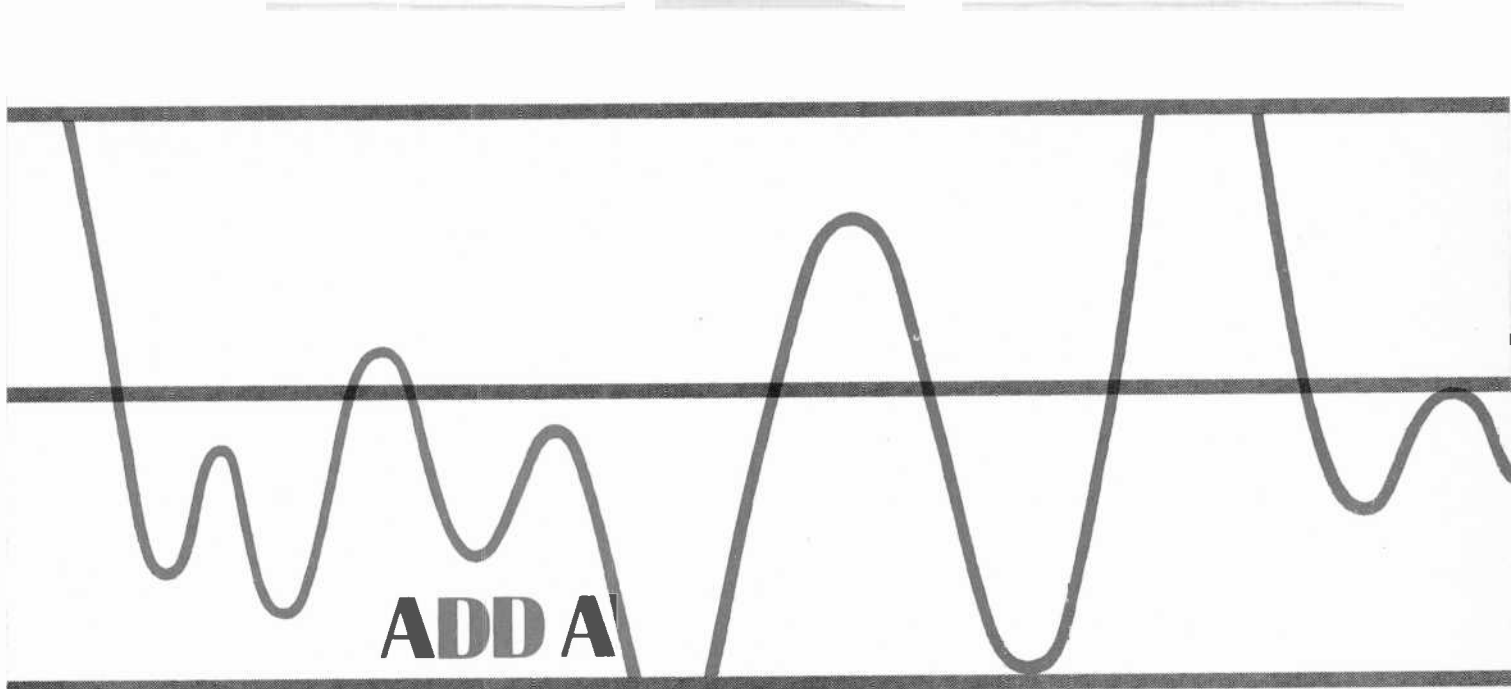
Obviously, all the thought that went into our leader was designed to help you get more out of our tape.

So if you think our leader sounds impressive, wait till you hear what follows it.



CIRCLE NO. 39 ON FREE INFORMATION CARD

Maxell Corporation of America, 60 Oxford Drive, Moonachie, N.J. 07074.



ADD A

# CLIPPING INDICATOR TO YOUR AUDIO AMPLIFIER

*To protect speakers, this simple circuit senses power supply voltages and flashes a warning LED just before the onset of clipping*

---

BY NORMAN PARRON

**T**HE CONSEQUENCES of overdriving an audio power amplifier can range from the unpleasant (ragged, distorted sound) to the catastrophic (burnt, black remains of tweeters and super-tweeters). It's obvious, therefore, that the audiophile will want to avoid this condition. The project presented here, an Amplifier Clipping Indicator, will help him do just that. It continually senses both the audio output of the amplifier and the power supply voltages, and flashes a warning LED if the output signal voltage approaches either power supply rail. The user can then reduce the drive level so that the LED stops flashing.

Readily available, inexpensive components comprise the Amplifier Clipping Indicator. Many of them will be found in an experimenter's "junk box." A stereo version can be built in just a few hours, making the Amplifier Clipping Indicator an enjoyable weekend project. The modest amount of power the circuit requires can be tapped from the power amplifier's supply or furnished by a small supply built especially for this purpose.

**What Is Clipping?** When an audio amplifier is overdriven, it "clips" the input signal. The process is shown graphically in Fig. 1. A power amplifier is driven by a sinusoidal input signal having maximum positive and negative amplitudes of  $+V_{IN}$  and  $-V_{IN}$ , respectively (Fig. 1A). The amplifier generates an output signal that is (ideally) an exact replica of the input except for its increased amplitude.

Because the amplifier must reproduce ac waveforms, it employs a bipolar dc power supply. This means that the most positive voltage it can produce at the output terminals is  $+V_{CC}$ , and the most negative voltage is  $-V_{CC}$ . If the amplifier's gain control is adjusted so that the output signal approaches the limits imposed by the power supply, a waveform like that shown in Fig. 1B is generated. It can be seen that the maximum positive and negative swings of the output voltage,  $+V_{OUT}$  and  $-V_{OUT}$ , are somewhat less than the absolute limits of  $+V_{CC}$  and  $-V_{CC}$ .

Adjusting the control for more gain causes the amplifier to attempt to ex-

ceed the constraints of the power supply. The result is a clipped waveform like that shown in Fig. 1C. Spectral analysis of such a waveform indicates the presence of high-order harmonic distortion products during the interval that clipping takes place. If the output signal is clipped less than 1% of the time, the effect is usually inaudible. As the duration of clipping approaches 10%, the usual consequence is audible, "raspy" distortion. A severely clipped signal (more than 10% of the time) contains a considerable amount of high-frequency energy. This energy poses a significant threat to midrange and high-frequency drivers because it is directed to them by the crossover network and they are usually capable of dissipating far less power than bass drivers.

Although the example that has been discussed used sinusoidal signals, an audio amplifier usually processes musical signals that are much more complex. It is characteristic of most recorded music that the average signal level is low. However, musical program material does contain a significant number of

short-lived, high-level transients. An amplifier might be called upon to deliver one watt of output power on an average basis, but accurate reproduction of a bass percussion transient can require fifty to one-hundred times that power level for a brief instant.

All is well if the amplifier has enough voltage and current reserves to pass the transient unclipped. However, if the amplifier cannot do so, the dynamic range of the recording will be compressed and audible distortion products introduced. This, coupled with the fact that perceived loudness is a function of average (as opposed to peak) power, explains the trend toward power output capabilities that were unheard of in audio amplifiers a relatively short time ago. So-called "super-power" amplifiers allow the audiophile to listen to program material at realistic levels without clipping high-level transients, even if inefficient speakers are used.

**About the Circuit.** The Amplifier Clipping Indicator is shown schematically in Fig. 2. Each channel of amplification in a sound system will require a separate indicator circuit. The most common application for the project is in a stereo system, so component numbers for two channels are shown. Those for the right channel are given in parentheses. The discussion that follows pertains to only one channel, designated the left channel of a stereo pair. Everything that will be said, however, applies equally to as many channels as are needed because the indicator circuit is identical for each.

Output signals from the audio amplifier are applied to an 11:1 voltage attenuator ( $R1R3$ ). Similarly, the positive and negative supply voltages,  $+V_{CC}$  and  $-V_{CC}$ , are applied to attenuators  $R5R7$  and  $R9R11$ . The voltage dividers associated with the power-supply outputs, however, employ trimmer potentiometers and have variable attenuation factors. Those portions of the input voltages passed by the attenuators are applied to two 741 operational amplifiers ( $IC1A$  and  $IC1B$ ) employed as voltage comparators.

Assume that the trimmer potentiometers have been adjusted to attenuate the power supply voltages slightly more than the fixed divider attenuates the audio signal. If the amplifier is being driven by an audio signal, but not to the point of clipping, its output voltage will be smaller in magnitude than either the positive or negative supply voltage. This means

that the voltage applied to the noninverting input of  $IC1A$  is never more positive than that applied to the inverting input, and the output of the comparator remains at  $-12$  volts. Similarly, the voltage applied to the inverting input of  $IC1B$  remains positive with respect to that present at the noninverting input, keeping the output of  $IC1B$  at  $-12$  volts.

Diodes  $D1$  and  $D3$  form an OR gate whose output goes to  $+12$  volts when either of the comparator outputs does. In the absence of clipping, both  $D1$  and  $D3$  are reverse-biased, which keeps transistor  $Q1$  cut off. Monostable multi vibrator  $IC3$  remains untriggered and its output (pin 3) is at ground potential. This keeps  $D7$ , which together with  $D5$  forms a second diode OR gate, in a nonconducting state. The output of the  $D1D3$  OR gate is applied to the  $D5$  input of the second gate. Both inputs are low, so  $Q3$

receives no base drive and the clipping indicator LED ( $LED1$ ) remains dark.

Now let's assume that the audio amplifier is driven into clipping. The audio output voltage reaches the positive or negative supply voltage (or both) and is clipped like the one shown in Fig. 1C. When the positive portion of the audio waveform applied to the noninverting input of  $IC1A$  becomes more positive than the voltage at the inverting input, the output of the comparator goes to  $+12$  volts, this forward-biases  $D1$  and  $D5$ , and provides base drive for  $Q1$  and  $Q3$ . A similar thing happens when the negative portion of the audio waveform is clipped. The voltage applied to the inverting input of  $IC1B$  becomes more negative than the voltage at the noninverting input, so the output of this comparator switches to a  $+12$ -volt level. This forward biases  $D3$  and  $D5$ , providing base drive for  $Q1$  and  $Q3$ .

When  $Q3$  is supplied with base current, it turns on and the clipping indicator LED glows. However, the clipping interval can be so short that the eye will not readily detect the brief flash of the LED. That's why  $Q1$ ,  $IC3$ , and their associated components have been included. Together they function as a pulse-stretching circuit. Here's how.

When the output of either comparator goes high,  $Q1$  receives base current and its collector drops to ground potential. A negative pulse is passed by  $C1$  to pin 2 of  $IC3$ , triggering this monostable multivibrator. The output of the timer IC (pin 3) goes high for an interval determined by the time constant of  $R19C5$ . For the values given, the width of the output pulse is about 0.25 second. This output pulse is OR'ed with the output of gate  $D1D3$  and applied to resistor  $R21$ . Transistor  $Q3$  receives base drive and sinks current for  $LED1$ , causing the clipping indicator LED to glow.

The pulse-stretcher turns the LED on for one quarter of a second even if the clipping interval is much shorter. A subsequent trigger pulse received while the monostable is timing will not retrigger it. However, one received immediately after a timing cycle will cause the process to be repeated. If the clipping interval is longer than the width of the output pulse (which can be extended to any desired interval by increasing the value of  $R19$  or  $C5$  or both), the OR'ing action of  $D5$  and  $D7$  will keep  $Q3$  in a conducting state. Therefore, the clipping indicator LED will continue to glow even after the output of the monostable has returned to its ground state. It will glow un-

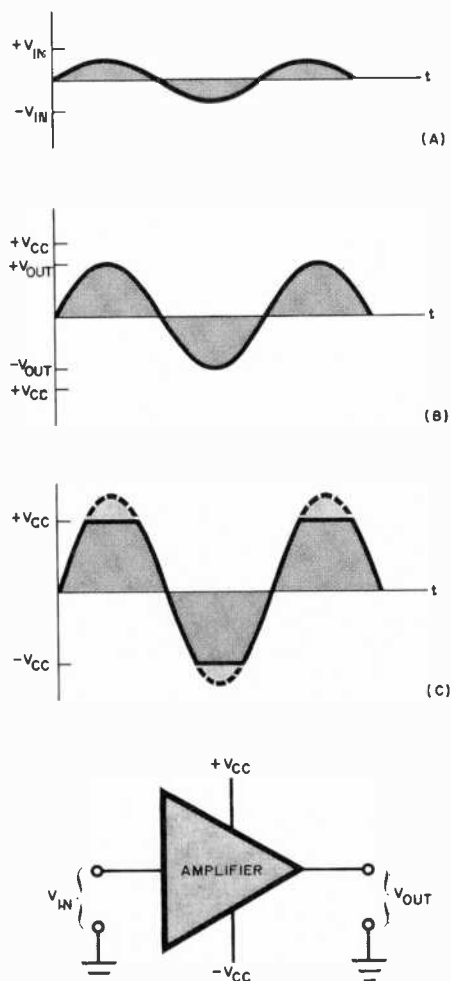


Fig. 1. If input amplitude (A) or gain of amplifier is not excessive, output is not clipped (B). Increasing one or both causes amplifier to clip the output (C).



til the audio amplifier recovers from the clipping condition.

The project requires a bipolar power supply of  $\pm 12$  volts dc. These operating voltages can usually be tapped from the audio amplifier's power supply. Zener diodes and series current-limiting resistors can be used to drop the amplifier's  $+V_{CC}$  and  $-V_{CC}$  supply voltages to the desired values. Alternatively, a small line-powered supply can be built into the project's enclosure. Current demand is relatively modest—a few milliamperes for the  $-12$ -volt supply and about 50 mA from the positive rail.

Because dynamic voltage comparison is the method employed to sense clipping, this project enjoys a significant advantage over such power-monitoring devices as peak-reading meters and strings of LEDs. A peak-reading meter only indicates that the audio output has reached a given level. It will not necessarily indicate that clipping is taking place. For the sake of illustration, let's consider what happens to an amplifier with an unregulated power supply when it is driven by an audio signal with many high-level transients.

Suppose that our amplifier can deliver

75 watts per channel of continuous power to 8-ohm loads and has an IHF dynamic headroom of 2.04 dB. This means that it can deliver 120 watts of output power into 8 ohms for brief intervals. Consequently, the power supply voltages under full load are  $+34.6$  volts and  $-34.6$  volts. When the demand on the power supply is light, the available voltages are  $+43.8$  and  $-43.8$  volts.

If the supply's filter capacitors have charged up to these higher voltages and a short-lived, high-level transient arrives at the amplifier's audio input, the output stage can momentarily generate an 87.6-volt peak-to-peak waveform without clipping it. However, driving the amplifier this hard causes the voltages across the filter capacitors to decrease. If the amplifier is called upon to reproduce a second high-level transient before the filter capacitors have had an opportunity to recharge sufficiently, clipping will result.

It can thus be seen that a peak-reading audio power meter will not necessarily indicate that the amplifier is clipping. In our example, the lowest possible power supply voltages are  $+34.6$  and

$-34.6$  volts, so we can safely say that any audio output signal with a peak power of up to 75 watts as indicated on the peak-reading monitor will not be clipped. Above that power level, however, the meter reading alone will not tell us whether clipping is taking place. By contrast, a flash of the indicator LED in this project warns of the onset of clipping, a warning which takes into account the dynamics of the amplifier's power supply.

**Construction.** Either printed circuit or perforated board can be used in the assembly of the Amplifier Clipping Indicator. In any event, the use of IC sockets is recommended. Be sure to use the minimum amount of heat and solder consistent with the formation of good solder joints. Also, observe the polarities and pin basings of semiconductors and electrolytic capacitors.

After the project's circuit board has been completed, connect it to *BTS1* and the indicator LED(s) with suitable lengths of hookup wire. Then secure the board to the project enclosure with standoffs and machine hardware. Mount *BTS1* on the rear panel of the enclosure

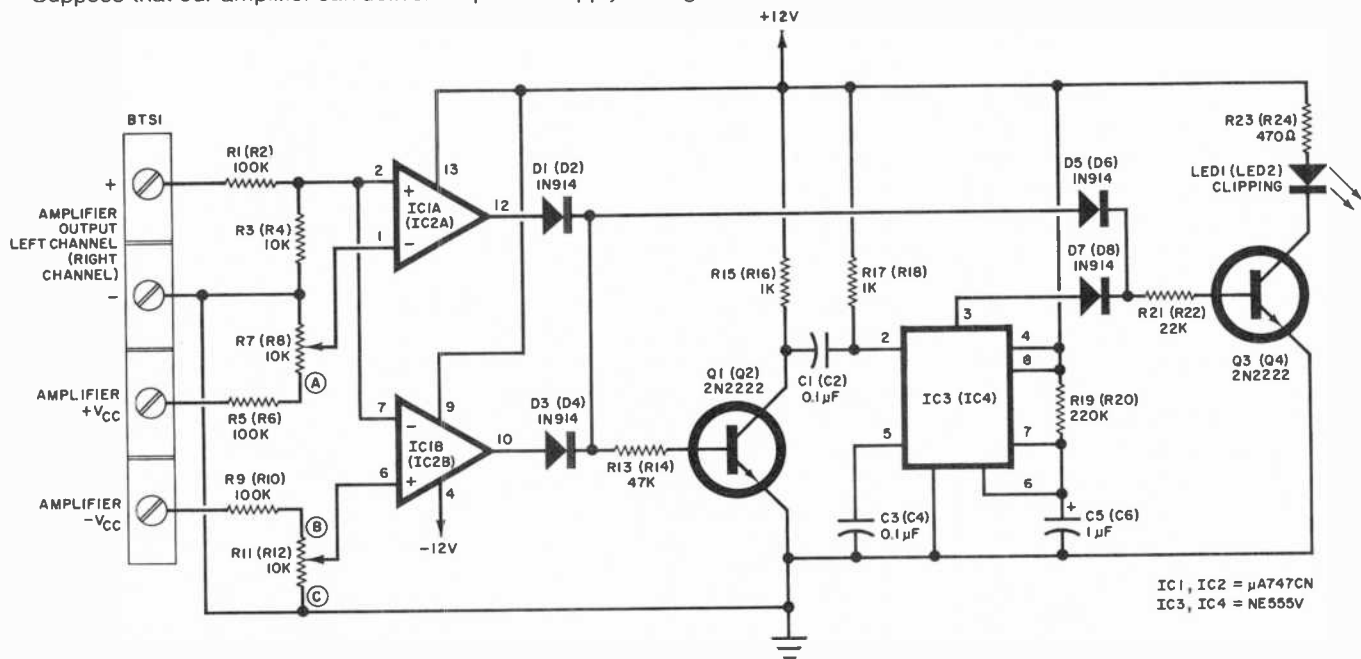


Fig. 2. Schematic of the clipping indicator circuit for one channel.

### PARTS LIST

BTS1—Four-position (Six-position) barrier terminal strip  
 C1 through C4—0.1- $\mu$ F disc ceramic  
 C5, C6—1- $\mu$ F tantalum  
 D1 through D8—1N914  
 IC1, IC2— $\mu$ A747CN dual operational amplifier  
 IC3, IC4—NE555V timer  
 LED1, LED2—Light emitting diode

Q1 through Q4—2N2222  
 The following are 1/4-watt, 5% tolerance carbon composition fixed resistors unless otherwise specified.  
 R1, R2, R5, R6, R9, R10—100,000 ohms  
 R3, R4—10,000 ohms  
 R7, R8, R11, R12—10,000-ohm, linear-taper trimmer potentiometer  
 R13, R14—47,000 ohms

R15, R16, R17, R18—1000 ohms  
 R19, R20—220,000 ohms  
 R21, R22—22,000 ohms  
 R23, R24—470-ohms, 1/2-watt, 10% tolerance  
 Misc.—Suitable enclosure, printed circuit or perforated board, bipolar 12-volt power supply, IC sockets or Molex Soldercons, LED mounting collars, machine hardware, hookup wire, solder, etc.

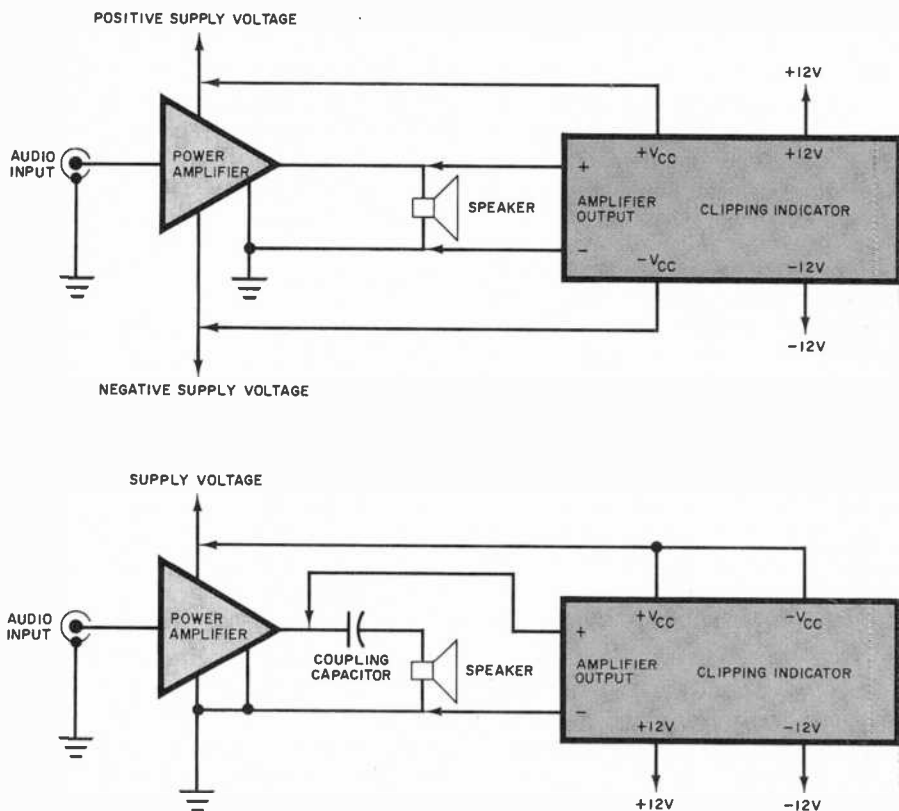


Fig. 3. Diagram showing details of interconnection for amplifiers with bipolar (A) and single-ended (B) power supplies

with machine hardware and the indicator LED(s) on the front panel with rubber grommets or mounting collars made especially for this purpose. As mentioned earlier, operating power for the project can be obtained from a small supply included inside the enclosure or tapped from the amplifier itself if a bipolar dc supply is employed. If the latter approach is taken, the required zener diodes and series resistors will easily fit inside the project enclosure.

Another possible approach, if there is room in the amplifier chassis, is to mount the entire project inside the amplifier and locate the indicator LEDs on the front panel. If this is done, *BTS1* can be eliminated and the connections to the speaker outputs and +VCC and -VCC hard-wired.

Note that the circuit as shown will function properly with audio amplifiers having supply voltages of up to  $\pm 60$  volts (or +80 or -80 volts in the case of an amplifier with a single-ended supply). That bipolar voltage corresponds to a clipping power of 225 watts into 8 ohms. The project is therefore useable with the vast majority of audio amplifiers commercially available. If you have an amplifier employing greater supply voltages, the circuit can be suitably modified

simply by increasing the attenuation factors of the input voltage dividers (increasing the values of *R1*, *R5*, and *R9*).

**Interconnection and Adjustment.** If your audio amplifier employs a bipolar dc power supply (most do), connect the +VCC and -VCC terminals of *BTS1* to the power supply outputs inside the amplifier. (Note that making these connections will, in most cases void the warranty on your amplifier.) Also, connect the AMPLIFIER OUTPUT terminals of *BTS1* to the amplifier's speaker output terminals in agreement with the polarities indicated in Fig. 2. These connections can be made with standard "zip-cord" or speaker wire. Refer to Fig. 3A for details.

Slightly different connections should be made if your audio amplifier employs a single-ended power supply and a coupling capacitor or transformer between the final amplifying devices and the speaker output terminals. The required connections are as follows: connect the +VCC and -VCC terminals of *BTS1* to the "hot" side of the power supply output; and connect the "hot" AMPLIFIER OUTPUT terminal of *BTS1* to the "hot" side of the amplifier output before the output coupling (dc blocking) capacitor

or transformer. Refer to Fig. 3B.

The circuit's trimmer potentiometers can now be adjusted. Referring to Fig. 2, note the points near *R7* and *R11* designated A, B, and C. If your audio amplifier has a bipolar power supply, adjust the wiper of *R7* so that it is at position A and the wiper of *R11* so that it is at position B. If your amplifier's power supply is single-ended, adjust the wiper of *R7* so that it is at position A and the wiper of *R11* so that it is at position C.


Two pieces of test equipment are needed to adjust the trimmer potentiometers properly. The first is a sine-wave generator whose output is of sufficient amplitude to drive the audio amplifier into clipping. (One volt peak-to-peak of drive signal is usually more than adequate.) The second item can be either an oscilloscope or a multimeter, but the former is preferred. We will first describe the procedure to be followed if an oscilloscope is available and then that to be employed if one is not.

Connect a patch cord between the output of the signal generator and the input of the audio amplifier. Then connect the probe running from the oscilloscope's vertical amplifier input to the audio output of the power amplifier. Apply power to the project, signal generator and audio amplifier. Then adjust the amplitude of the generator's output, the gain of the audio amplifier, and the various oscilloscope controls for a stable, sinusoidal trace. The output of the audio amplifier should not be connected to a speaker.

Increase either the gain of the amplifier or the amplitude of the generator output until the oscilloscope trace just begins to reveal clipping of the waveform. Then decrease either the amplifier gain or signal output so that the amplitude of the waveform decreases a few volts below each clipping limit. (This provides a small safety margin so that the indicator LED will start to flash just before clipping actually begins.)

Without disturbing the amplifier, generator, or oscilloscope control settings, adjust trimmer *R7* until the LED starts to flash on positive signal peaks. Make a pencil mark on the circuit board denoting the correct position of the wiper and then return the control to its original setting. Next, adjust *R11* so that the indicator LED starts to flash on negative signal peaks. Once the correct setting of *R11* has been found, don't disturb it. Return to *R7* and adjust its wiper so that it corresponds to the position marked on the circuit board. Decrease the amplitude of





# WHAT COMES OUT OF A SPEAKER IS ONLY AS IMPRESSIVE AS WHAT GOES INTO IT.

Most speaker companies try to impress you by describing the "incredible" sound that comes out of their speakers.

At Pioneer, we think the best way to describe how good HPM speakers are is to tell you what went into them.

Instead of a conventional tweeter, you'll find HPM speakers have a unique *supertweeter*. In brief, it works on a thin piece of High Polymer Molecular (HPM) film that converts



The HPM Supertweeter: speaker technology rises to new highs.

electrical impulses into sound waves without a magnet, voice coil, cone or dome.

As a result, it can reproduce highs with an accuracy and definition that no conventional tweeter could possibly match.

We've also created special mid-range driver cones that are light enough to give you sharp response, yet rigid enough not to distort. So you're assured of hearing a lot more



HPM 60


HPM 100

HPM 150

HPM 40

music, and a lot less distortion.

And while most woofers are still made with the same antiquated materials used in 1945, ours are made with a special carbon fiber blend that's allowed us to decrease the weight of the cone, yet increase the strength needed for clarity. This, plus an oversized magnet and a long-throw



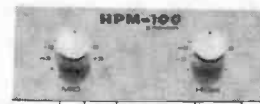
You'll never hear a sound out of these die cast aluminum frames.

voice coil let you hear even the deepest notes exactly the way the musicians

recorded them.

Of course, we could go on and on about the fact that every HPM speaker element has a cast aluminum frame, instead of the flimsy stamped out metal kind. Or about our special compressed wood cabinets that have better acoustic properties than ordinary wood cabinets.

Its features like this that begin to explain why unlike speakers that sound great on only part of the music,



Level controls that let you adjust the sound to your listening area.

HPM speakers sound great on all of it. And this virtue isn't something you'll find in only our most expensive HPM speaker. It's found in every HPM speaker.

At this point, we suggest you take your favorite record into any Pioneer dealer and audition a pair of HPM speakers in person.

If you think what went into them sounds impressive, wait till you hear what comes out of them.

**PIONEER®**  
We bring it back alive.

During the heating season, you can feel warmer at 65°F, if you humidify the heated air.

**I**N THESE days of high energy costs, each of us must pitch in to help reduce energy consumption. In particular, if you are a home owner, you can help simply by turning down the thermostat. At the same time, however, you will want to turn up your "comfort" level. One way to do this is to increase the relative humidity in your home by modernizing the humidification system in your warm-air furnace. The Solid-State Humidity Control described here does just that, economically and reliably.

This automatic humidity control is an easy-to-build, low-cost device that couples to a solenoid-controlled water valve and special humidifier spray nozzle. (Spray nozzles of various water capacities are readily available at many hardware and plumbing-supply outlets at reasonable cost.) To reduce parts cost, you can use a solenoid valve recovered from an old washing machine, if available. The spray nozzle itself mounts anywhere in the direct stream of the heated air so that the fine water mist turns to vapor.

**Why Humidify?** All heating systems, whether warm-air, hot-water, or steam, should have some form of humidification to promote a healthy environment for you, your family, pets, furnishings, plants, etc. This is especially important during the winter months when the air inside of the home is closed off from the outside air and is heated.

When air is heated, its relative humidity decreases from a healthy 30-50% to as low as an arid 10-20%. The latter is far too low for comfort. It irritates sensitive membranes (which accounts for all those sore throats you get during the winter); is a poor conductor of electricity (hence, the build-up of annoying static-electricity charges on your body when you cross a rug); and makes temperatures in the 50° to 70° F range appear to be colder than they really are.

By raising the humidity level in the air in your home during the winter months, you can alleviate many of these prob-



# SOLID-STATE HUMIDITY CONTROL

BY ANTHONY J. CARISTI

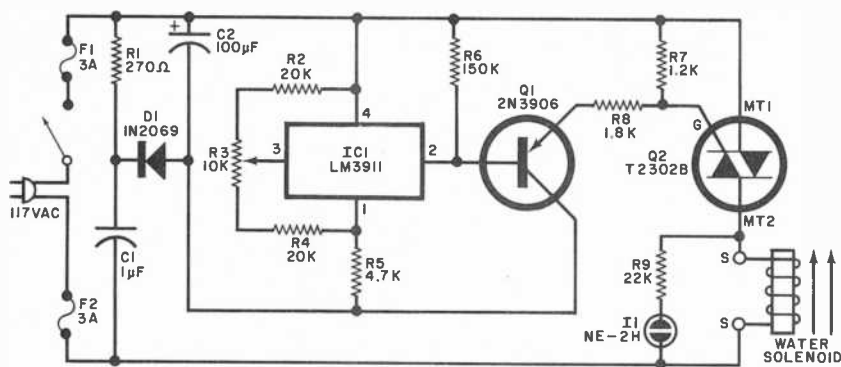


Fig. 1. Temperature sensor IC1, in furnace plenum chamber, determines when solenoid operates to spray fine water mist into chamber.

### PARTS LIST

- C1—1- $\mu$ F, 200-V nonpolarized capacitor
- C2—100- $\mu$ F, 25-V tantalum capacitor
- D1—1N2069 or similar rectifier
- F1, F2—3-ampere slow-blow fuse (MDL-3 or equivalent)
- I1—NE-2H neon lamp
- IC1—LM3911N temperature-controller (National)
- Q1—2N3906 or similar transistor
- Q2—T2302B triac (RCA)
- The following resistors are 1/4-W, 10%, unless otherwise specified:
- R1—270-ohm, 2-watt, 10% resistor
- R2, R4—20,000 ohms metal film (see text)
- R3—10,000-ohm subminiature trimmer
- R5—4700 ohms
- R6—150,000 ohms

- R7—1200 ohms
- R8—1800 ohms
- R9—22,000 ohms
- S1—Spst switch (optional)
- Misc.—Printed-circuit board; fuse holders for F1 and F2; 120-volt ac water solenoid (W.W. Grainger No. 6X230 or similar); spray nozzle (see Note below); 4-conductor (color-coded) cable; hookup wire; etc.
- Note: The required spray nozzle is available from Wm. Stein Mfg. Co., 29 E Halsey Rd., Parsippany, NJ 07054. Specify part No. A-37 (0.37 gallon/hr) or No. A-50 (0.5 gallon/hr). The following are available from A. Caristi, 69 White Pond Rd., Waldwick, NJ 07463: pc board at \$3.60; IC1 at \$3.00; and Q2 at \$3.00.

lems. In terms of saving energy (fuel), you can reduce your thermostat setting while maintaining a relative humidity of 30% to 50% and feel warmer at 66° to 70° F than you would at 75° in arid air.

**Circuit Operation.** The heart of the humidity controller is a special integrated circuit, IC1. This four-terminal LM3911 has an entire temperature-control system on a single chip. Included in this IC are a temperature sensor, stable voltage reference, and operational amplifier. As shown in Fig. 1, the internal op amp is wired as a comparator with external resistors so that the pin-2 output switches voltage as the temperature of the IC's case traverses the set-point determined by the reference voltage on pin 3. Since the IC has a built-in 6.8-volt reference supply, the temperature switch-point of the controller is held stable regardless of power-line voltage.

The output current from IC1 is insufficient to drive the gate of triac Q2. Therefore, Q1 is used to amplify this current to a sufficient level.

When the temperature of IC1 drops below the set-point, the voltage at pin 3 cuts off Q1. Conversely, as the temperature rises above the set-point, IC1's out-

put switches negative and sends Q1 into conduction. This, in turn, applies sufficient current to the gate of Q2 to cause the triac to trigger on and energize the water solenoid. Neon lamp I1, connected across the solenoid (with dropping resistor R9), provides visual indication that the solenoid has been energized and the water is on.

By physically locating IC1 in the warm-air stream of the furnace, we can ensure that the water solenoid will be energized only when the temperature of the heated air is sufficient to vaporize the mist from the spray head. When the burner shuts off and the air cools, the spray is automatically terminated. Potentiometer R3 in the input circuit of IC1 allows you to select warmer or cooler switching temperatures, permitting you to adjust duty cycle of the spray and, thus, the degree of humidification.

Dc power for IC1 and Q1 is provided by R1, C1, D1, and C2, with R1 and C1 forming a voltage-divider network. Since C1 is purely reactive, it dissipates no power and remains cool. This makes it possible to develop a relatively low voltage across R1 without need for a power transformer or high-wattage resistor. Current through D1 charges C2 to about

20 volts. Fuses F1 and F2 protect the circuit against excessive damage in the event of component failure. As either side of the circuit can be connected to the "hot" leg of the power line, both sides are fused.

**Construction.** The circuit is best assembled on a printed-circuit board, etching-and-drilling and components-placement guides for which are shown in Fig. 2. When laying out the board for etching, be sure to maintain the heavy conductor traces where indicated.

Wire the board as shown, taking care to properly orient D1, C2, Q1, and Q2. Be sure to use a nonpolarized capacitor for C1.

Metal-film resistors are specified for R2 and R4 in the Parts List to maintain greatest temperature set-point stability. If you substitute 10% composition resistors, you can use 18,000 ohms instead of the specified 20,000 ohms.

Note that IC1 mounts off the board, inside the heated-air chamber (plenum) of your furnace, where it will be able to sense burner operation. Connection between IC1 and the board is accomplished with a four-conductor, preferably color-coded, cable. Pay strict attention to pin connections when wiring IC1 to the board via its cable, referring back to Fig. 1 as necessary. (The length of the interconnecting cable is not critical.)

When mounting IC1 in the plenum, make absolutely certain its terminals are insulated from all metal parts in the furnace, since the IC is electrically connected to a circuit that does not have an isolation transformer. Should the IC touch any metal part of the furnace, the resulting short circuit will destroy the IC. Also, do not locate IC1 where it will come into contact with the water supply.

The water solenoid valve terminals connect to the pc board at the two points labelled with an S. Use at least 20-gauge wire for the connections. Power input to the circuit, labelled AC on the board, can be made via a conventional line cord and plug. You can install an optional power switch in series with the ac line, if desired.

Typical installation of the system is illustrated in Fig. 3. The water connection between supply and spray nozzle can be made via 1/4" (6.4-mm) copper tubing and plumbing fittings as required. Mount the spray nozzle to the wall of the plenum chamber so that it sprays into the heated section of the warm-air chamber. Do not place it in the cold-air return. To

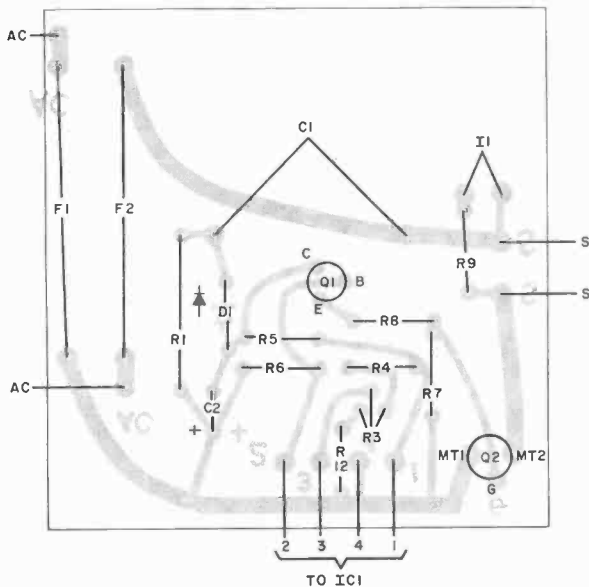


Fig. 2. Actual-size foil pattern for pc board is at right; component installation above. Note that IC1 is not on the board. When mounting board, make sure it is isolated from ground.

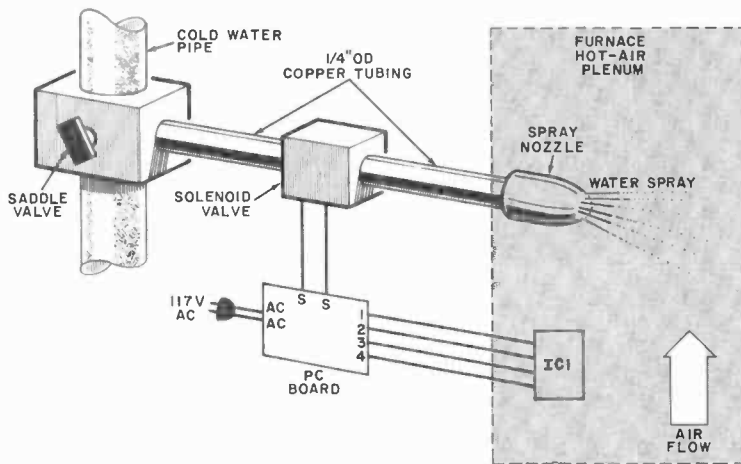
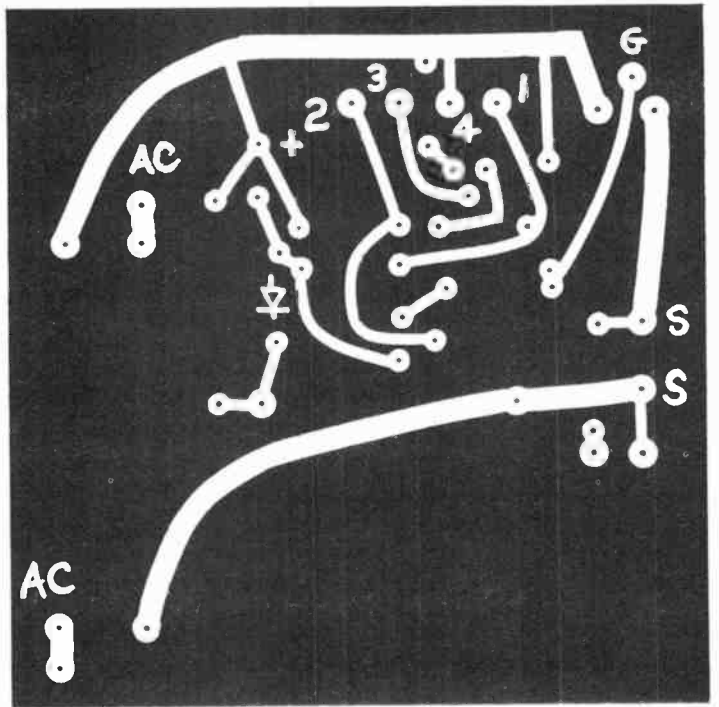


Fig. 3. Typical installation showing plumbing. An optional power switch can be connected to the ac line.

do so will cause improper operation and possible damage to your furnace.

**Checkout and Use.** Before installing the control system, check for correct circuit operation. You do not need the water-supply connection for this check.

First, make certain that IC1 is fully insulated from all metal objects and your person. Then connect the solenoid terminals to points S on the board. Rotate R3 over its range. At some point, you should hear the solenoid click and see the neon lamp light simultaneously. This setting will be close to room temperature. Adjust R3 so that I1 just extinguishes to obtain an approximate setting

for the potentiometer. This done, disconnect the project from the ac line and install the pc board permanently.

Install the spray nozzle in the plenum. Refer to the Parts List for specifications on two sizes of spray nozzles. Use part No. A-37 for smaller or No. A-50 for larger homes.

Final adjustment of R3 can be made by placing the furnace in operation and setting the pot to operate the solenoid just after the furnace blower comes on. This will provide maximum humidification for your heating system. If you require less humidification, readjust R3.

**In Closing.** If you wish to conserve en-

ergy and/or reduce your heating costs while maintaining a comfortable living environment, simply modernize your humidifier system with the automatic controller described here. ◇

**SEE YOUR DEALER TODAY**  
DEMAND THE ORIGINAL  
**'Firestik'**  
"THE FUEL-SEEKER"  
**THE #1 WIRE-WOUND AND MOST COPIED ANTENNA IN THE WORLD!**  
Rugged, Shatterproof Fiberglass . . .  
**CB** Antennas and accessories for marine, RV, truck, auto, van and motorcycles, etc.  
Four Colors: Silver-Gray, Black, Red, and White  
Our 17th Year Serving the CB & Communications Market  
**SEND FOR FREE CATALOG**

**LIMITED OFFER — USA ONLY**  
Get this nine-inch 'Firestik' Antenna Wars deal in four beautiful colors on a PAL T-shirt. See your dealer today or send \$3.00 to:

**'Firestik' Antenna Company**  
a division of PAL International Corporation  
2614 East Adams/Phoenix, AZ 85034

Name \_\_\_\_\_  
Street \_\_\_\_\_  
City \_\_\_\_\_  
State \_\_\_\_\_ Zip \_\_\_\_\_  
Dealer & Distributor Inquiries Invited

**5-YEAR REPLACEMENT WARRANTY**

CIRCLE NO. 57 ON FREE INFORMATION CARD



### JUST WRAP™ WIRE WRAPPING TOOL

WHY CUT? WHY STRIP? WHY SLIT?  
WHY NOT JUST WRAP?

JW-1-B	BLUE WIRE	\$14.95
JW-1-W	WHITE WIRE	\$14.95
JW-1-Y	YELLOW WIRE	\$14.95
JW-1-R	RED WIRE	\$14.95

### JUST WRAP REPLACEMENT ROLLS

R-JW-B	BLUE WIRE	50 ft. Roll	\$2.98
R-JW-W	WHITE WIRE	50 ft. Roll	\$2.98
R-JW-Y	YELLOW WIRE	50 ft. Roll	\$2.98
R-JW-R	RED WIRE	50 ft. Roll	\$2.98

### UNWRAP TOOL FOR JUST WRAP

JUW-1	UNWRAPPING TOOL	\$3.49
-------	-----------------	--------

### JUST WRAP KIT

JWK-6	JUST WRAP KIT	\$24.95
-------	---------------	---------

### "HOBBY" WIRE WRAPPING TOOL BATTERY POWERED

BW-2630	FOR AWG 26-30	\$19.95
---------	---------------	---------

Use "C" size NICAD Batteries, not included. Bits not included.

BT-30	BIT FOR AWG 30	\$3.95
BT-2628	BIT FOR AWG 26-28	\$7.95

### HOBBY WRAP TOOLS



WSU-30	REGULAR WRAP	\$6.95
WSU-30M	MODIFIED WRAP	\$7.95

30 B 50 010	30 AWG Blue Wire 1' Long	\$ .99
30 Y 50 010	30 AWG Yellow Wire 1' Long	\$ .99
30 W 50 010	30 AWG White Wire 1' Long	\$ .99
30 R 50 010	30 AWG Red Wire 1' Long	\$ .99
30 B 50 020	30 AWG Blue Wire 2' Long	\$ 1.07
30 Y 50 020	30 AWG Yellow Wire 2' Long	\$ 1.07
30 W 50 020	30 AWG White Wire 2' Long	\$ 1.07
30 R 50 020	30 AWG Red Wire 2' Long	\$ 1.07
30 B 50 030	30 AWG Blue Wire 3' Long	\$ 1.16
30 Y 50 030	30 AWG Yellow Wire 3' Long	\$ 1.16
30 W 50 030	30 AWG White Wire 3' Long	\$ 1.16
30 R 50 030	30 AWG Red Wire 3' Long	\$ 1.16
30 B 50 040	30 AWG Blue Wire 4' Long	\$ 1.23
30 Y 50 040	30 AWG Yellow Wire 4' Long	\$ 1.23
30 W 50 040	30 AWG White Wire 4' Long	\$ 1.23
30 R 50 040	30 AWG Red Wire 4' Long	\$ 1.23
30 B 50 050	30 AWG Blue Wire 5' Long	\$ 1.30
30 Y 50 050	30 AWG Yellow Wire 5' Long	\$ 1.30
30 W 50 050	30 AWG White Wire 5' Long	\$ 1.30
30 R 50 050	30 AWG Red Wire 5' Long	\$ 1.30
30 B 50 060	30 AWG Blue Wire 6' Long	\$ 1.38
30 Y 50 060	30 AWG Yellow Wire 6' Long	\$ 1.38
30 W 50 060	30 AWG White Wire 6' Long	\$ 1.38
30 R 50 060	30 AWG Red Wire 6' Long	\$ 1.38

### RIBBON CABLE ASSEMBLY SINGLE END

26 AWG Rainbow Coded flat cable.

SE 14-24	WITH 14 PIN DIP PLUG 24" LONG (609MM)	\$3.55
SE 14-48	WITH 14 PIN DIP PLUG 48" LONG (1218MM)	\$4.25
SE 16-24	WITH 16 PIN LONG DIP PLUG 24" LONG (609MM)	\$3.75
SE 16-48	WITH 16 PIN LONG DIP PLUG 48" LONG (1218MM)	\$4.45

### DIP PLUG WITH COVER FOR USE WITH RIBBON CABLE

14-PLG	14 PIN PLUG & COVER	\$1.45
16-PLG	16 PIN PLUG & COVER	\$1.59

QUANTITY: 2 PLUGS, 2 COVERS

### RIBBON CABLE ASSEMBLY DOUBLE END

DE 14-2	WITH 14 PIN DIP PLUG - 2"	\$3.75
DE 14-4	WITH 14 PIN DIP PLUG - 4"	\$3.85
DE 14-8	WITH 14 PIN DIP PLUG - 8"	\$3.95
DE 14-12	WITH 14 PIN DIP PLUG - 12"	\$4.07
DE 14-16	WITH 14 PIN DIP PLUG - 16"	\$4.12
DE 14-24	WITH 14 PIN DIP PLUG - 24"	\$4.15
DE 16-2	WITH 16 PIN DIP PLUG - 2"	\$4.15
DE 16-4	WITH 16 PIN DIP PLUG - 4"	\$4.25
DE 16-8	WITH 16 PIN DIP PLUG - 8"	\$4.35
DE 16-12	WITH 16 PIN DIP PLUG - 12"	\$4.47
DE 16-16	WITH 16 PIN DIP PLUG - 16"	\$4.52
DE 16-24	WITH 16 PIN DIP PLUG - 24"	\$4.55
DE 24-6	WITH 24 PIN DIP PLUG - 6"	\$6.05
DE 24-8	WITH 24 PIN DIP PLUG - 8"	\$6.50
DE 24-12	WITH 24 PIN DIP PLUG - 12"	\$6.90
DE 24-16	WITH 24 PIN DIP PLUG - 16"	\$7.10
DE 24-24	WITH 24 PIN DIP PLUG - 24"	\$7.70

### DIP SOCKETS

14 DIP	14 PIN DIP SOCKET	\$0.79
16 DIP	16 PIN DIP SOCKET	\$0.89
24 DIP	24 PIN DIP SOCKET	\$1.49
36 DIP	36 PIN DIP SOCKET	\$2.49
40 DIP	40 PIN DIP SOCKET	\$2.99

### DIP IC INSERTION TOOLS WITH PIN STRAIGHTNER

Narrow profile. Pin straightener built into tool. Automatic ejector.

INS-1416	14-16 PIN DIP/IC INSERTER	\$3.49
----------	------------------------------	--------

### MOS, CMOS-SAFE

GROUND STRAP NOT INCLUDED

MOS-1416	14-16 PIN, MOS CMOS SAFE INSERTER	\$7.95
MOS-2428	24-28 PIN, MOS CMOS SAFE INSERTER	\$7.95

### 36-40 PIN CMOS-SAFE IC INSERTION TOOL

Aligns bent out pins. Includes terminal lug for attachment of ground strap.

MOS-40	36-40 PIN CMOS SAFE INSERTION TOOL	\$7.95
--------	---------------------------------------	--------

### DIP IC EXTRACTOR TOOL


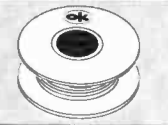

Extracts all LSI, MSI and SSI devices of from 8 to 24 pins.

EX-1	EXTRACTOR TOOL	\$1.49
------	----------------	--------

### 24-40 CMOS-SAFE EXTRACTOR TOOL

Removes 24-40 pin IC's, .600" centers. CMOS safe. Includes terminal lug for attachment of ground strap.

EX-2	CMOS SAFE EXTRACTOR TOOL	\$7.95
------	--------------------------	--------



### PRE-STRIPPED WIRE WRAPPING WIRE

Wire for wire wrapping, AWG-30 (0.25mm) KYNAR® wire, 50 wires per package stripped 1" both ends.  
\* KYNAR PENNVALT



### TRI-COLOR DISPENSER

WD-30-TRI	TRI-COLOR DISPENSER	\$5.95
R-30-TRI	REPLACEMENT ROLLS	\$3.95

### WIRE DISPENSER

WD-30-B	BLUE WIRE	\$3.95
WD-30-Y	YELLOW WIRE	\$3.95
WD-30-W	WHITE WIRE	\$3.95
WD-30-R	RED WIRE	\$3.95

### DISPENSER REPLACEMENT ROLLS

R-30B-0050	30-AWG BLUE 50 FT. ROLL	\$1.98
R-30Y-0050	30-AWG YELLOW 50 FT. ROLL	\$1.98
R-30W-0050	30-AWG WHITE 50 FT. ROLL	\$1.98
R-30R-0050	30-AWG RED 50 FT. ROLL	\$1.98

### HOOK-UP WIRE

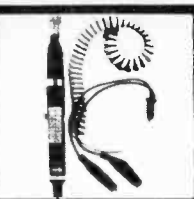
HK-18	18 AWG	25 FT.	SOLID CONDUCTOR	\$1.20
HK-20	20 AWG	25 FT.	SOLID CONDUCTOR	\$ .98
HK-22	22 AWG	50 FT.	SOLID CONDUCTOR	\$1.35
HK-24	24 AWG	50 FT.	SOLID CONDUCTOR	\$1.35
HK-26	26 AWG	50 FT.	SOLID CONDUCTOR	\$1.35
SHK-18	18 AWG	25 FT.	STRANDED CONDUCTOR	\$1.20
SHK-20	20 AWG	25 FT.	STRANDED CONDUCTOR	\$ .98
SHK-22	22 AWG	50 FT.	STRANDED CONDUCTOR	\$1.35
SHK-24	24 AWG	50 FT.	STRANDED CONDUCTOR	\$1.35
SHK-26	26 AWG	50 FT.	STRANDED CONDUCTOR	\$1.35

MINIMUM ORDER \$25.00. SHIPPING CHARGE \$2.00. N.Y. CITY AND STATE RESIDENTS ADD TAX

## OK MACHINE & TOOL CORPORATION

3455 Conner St., Bronx, N.Y. 10475 (212) 994-6600 Telex 125091





### PRB-1 DIGITAL LOGIC PROBE

- DC to > 50 MHz
- 10 Nsec. pulse response
- 120 K $\Omega$  impedance
- Automatic pulse stretching to 50 Msec.
- Automatic resetting memory
- Open circuit detection
- Automatic threshold resetting
- Compatible with all logic families 4-15 VDC
- Range extended to 15-25 VDC with optional PA-1 adapter
- Supply O.V.P. to -70 VDC
- No switches/no calibration

PRB-1 DIGITAL LOGIC PROBE \$36.95



### PROTOTYPE BOARD CM-100

TERMINALS: 1,020 TEST POINTS. 188 separate 5 point terminals, plus 2 horizontal bus lines of 40 common test points each.

SIZE: 6 1/2" Wide, 5" Long.

CM-100 MODULAR PROTOTYPE BOARD \$25.95



### PROTOTYPE BOARD CM-200

TERMINALS: 630 TEST POINTS. 94 separate 5 point terminals, plus 4 bus lines of 40 common test points each.

SIZE: 6" Wide, 3 1/2" Long.

CM-200 MODULAR PROTOTYPE BOARD \$16.45




### PROTOTYPE BOARD CM-300, CM-400

CM-300 and CM-400 have two separated rows of five interconnected contacts each. Each pin of a DIP inserted in the strip will have four additional tie-points per pin to insert connecting wires. They accept leads and components up to .032 in. diameter. Interconnections are readily made with RW-50 Jumper Wire. All contact sockets are on a .100 in. square grid (1 1/4 in. wide).

CM-300 MODULAR PROTOTYPE BOARD \$9.95

CM-400 MODULAR PROTOTYPE BOARD \$2.45



### MODULAR BUS STRIP

CM-500 is a bus strip to be used in conjunction with CM-300 and CM-400 for distribution of power and common signed lines. Two separate rows of common terminals, grouped into clusters of five. All contact sockets are on a .100 in. square grid.

CM-500 MODULAR BUS STRIP \$1.95



### JUMPER WIRES

50 Preformed wires, from 1 1/2 to 4 inches, 20 AWG solid wire, white insulation.

RW-50 JUMPER WIRES \$2.98




### "CLIP AND STRIP" TOOL

For cutting and stripping 1 in. insulation from 30 AWG wire.

CAS-130 CLIP AND STRIP \$1.98

THE ABOVE CUT AND STRIP TOOL IS NOT APPLICABLE FOR MYLENE OR TEFLOX INSULATION.



### MINI SHEAR

MS-10 MINI-SHEAR \$4.95

### MINI SHEAR WITH SAFETY CLIP


MS-20 MINI-SHEAR WITH CLIP \$5.95



### VACUUM VISE

ABS construction, 1 1/2 in. wide jaws.

VV-1 VACUUM VISE \$3.49



### WIRE WRAPPING KITS WK-2, WK-3, WK-4

WK-2-B WIRE-WRAPPING KIT (BLUE) \$12.95

WK-2-Y WIRE-WRAPPING KIT (YELLOW) \$12.95

WK-2-W WIRE-WRAPPING KIT (WHITE) \$12.95

WK-2-R WIRE-WRAPPING KIT (RED) \$12.95

WK-3B (BLUE) WIRE-WRAPPING KIT \$16.95


WK-4B (BLUE) WIRE-WRAPPING KIT \$25.99



### WIRE WRAPPING KIT WK-5

BW-630, WSU-30M, CON-1, EX-1, INS-1416, TRS-2, MS-20, 14, 16, 24 and 40 DIP sockets, WWT-1, WD-30-TR1, H-PCB-1.

WK-5 WIRE-WRAPPING KIT \$74.95



### PC BOARD

4 x 4.5 x 1/4 in. board, glass coated EPOXY laminate, solder coated 1 oz. copper pads. The board has provision for a 22/44 two sided edge connector. .156 in. spacing. Edge contacts are non-dedicated for maximum flexibility.

The board contains a matrix of .040 in. diameter holes on .100 in. centers. Component side contains 76 two-hole pads.

Two independent bus systems are provided for volt- and ground on both sides of the board.


H-PCB-1 HOBBY BOARD \$4.99



### TERMINAL BOARD

.062 thick glass coated epoxy laminate. Outside dimensions 6.3 in. x 3.94 in. Not plated.

A-PC-01 TERMINAL BOARD \$3.45



### PC BOARD

Same specifications as A-PC-01 except matrix pattern is copper plated and solder coated on one side.

A-PC-02 PRINTED CIRCUIT BOARD \$5.95



### PC BOARD

Same specifications as A-PC-01. Each line of holes is connected with copper plated and solder coated parallel strips on one side.


A-PC-03 PRINTED CIRCUIT BOARD \$5.95



### PC BOARD

Same specifications as A-PC-01. One side has horizontal copper strips, solder coated. Second side has vertical parallel bars.

A-PC-04 PRINTED CIRCUIT BOARD \$7.95



### PC BOARD

The A-PC-05 features numbered contacts for easy reference along with a numbered matrix for easy hole locations. Made of .062 in. thick epoxy laminate. 4.5 in. x 5 in. Edge Connector Board.


A-PC-05 PRINTED CIRCUIT BOARD \$5.45

Same as A-PC-05 except outside dimensions are 4.5 in. x 6.5 in. Edge Connector Board.

A-PC-06 PRINTED CIRCUIT BOARD \$6.95

Same as A-PC-05 except outside dimensions are 4.5 in. x 7 in. Edge Connector Board.

A-PC-07 PRINTED CIRCUIT BOARD \$8.95




### TERMINALS

WWT-1 SLOTTED TERMINAL \$4.98

WWT-2 SINGLE SIDED TERMINAL \$2.98

WWT-3 IC SOCKET TERMINAL \$4.98


WWT-4 DOUBLE SIDED TERMINAL \$1.98



### TERMINAL INSERTING TOOL

For inserting WWT-1, -2, -3 and -4 terminals.

INS-1 INSERTING TOOL \$2.49




### P.C.B. TERMINAL STRIPS

TS-4 4-POLE \$1.39

TS-8 8-POLE \$2.19

TS-12 12-POLE \$2.99



### MODULAR TERMINAL STRIPS

TS-6MD 2-POLE \$1.79


(3 per Package)



### PC CARD GUIDES

TR-1 CARD GUIDES \$1.89

QUANTITY — ONE PAIR (2 PCS.)



### PC CARD GUIDES & BRACKETS

TRS-2 GUIDES & BRACKETS \$3.79

QUANTITY — ONE SET (4 PCS.)



### PC EDGE CONNECTOR

44 pin, dual read-out, .156 in. spacing, wire-wrapping.

CON-1 P.C. EDGE CONNECTOR \$3.49



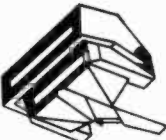
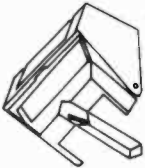

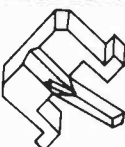
MINIMUM ORDER \$25.00. SHIPPING CHARGE \$2.00. N.Y. CITY AND STATE RESIDENTS ADD TAX

## OK MACHINE & TOOL CORPORATION

3455 Conner St., Bronx, N.Y. 10475 (212) 994-6600 Telex 125091

# fact: a Genuine Shure upgrade stylus is unquestionably the biggest bargain in hi-fi

We strongly urge you to check your stylus for wear at least once a year to protect your records and maintain the highest standards of listening pleasure. Regardless of when (or where) you purchased your Shure cartridge, there is a Genuine Shure replacement stylus available which will bring your cartridge right back to its original specifications. Even better, *you may actually be able to improve its performance significantly over the original* with a Genuine Shure upgrade stylus... at surprisingly low cost! For example:

IF YOU OWN:	UPGRADE WITH:	THIS IS THE RESULT:
 <p><b>V15 Type III SERIES</b></p>  <p><b>M95 SERIES</b></p>	<p><b>VN35HE</b> Hyperelliptical stylus</p>  <p><b>N95HE*</b> Hyperelliptical stylus</p> 	<p>A dramatic reduction of harmonic and intermodulation distortion (formerly available only to owners of the incomparable V15 Type IV) is now possible with the V15 Type III and the M95 Series of cartridges simply by replacing the stylus. The Hyperelliptical stylus configuration contacts the record groove in a "footprint" that is longer and narrower than the popular Biradial tip design, making it pre-eminent for reproduction of the stereo-cut groove.</p>
 <p><b>M70 SERIES</b></p>	<p><b>N72EJ</b> Biradial (Elliptical) stylus</p>  <p><b>N72B</b> Spherical stylus</p>	<p>Improved trackability, especially at high frequencies, due to a new, redesigned low-mass N72 stylus assembly.</p>
<p><b>ANY M91, M92, M93</b></p>	<p><b>N91ED*</b> stylus</p>	<p>Much improved trackability due to the lower effective tip mass of the nude Biradial (Elliptical) stylus tip. Less tracing distortion compared with a Spherical stylus tip.</p>
<p><b>ANY M71, M73, M75</b></p>	<p><b>N75 TYPE 2*</b> Series styli</p>	<p>Improved trackability at higher frequencies due to a stylus assembly with a lower effective tip mass.</p>
<p><b>ANY M44 Series</b></p>	<p><b>N55E*</b> stylus</p>	<p>Lower tracking force with a Biradial (Elliptical) stylus, lower distortion, lower effective tip mass.</p>
<p><b>M3D, M7D</b></p>	<p><b>N21D*</b> stylus</p>	<p>Improved performance at lower tracking forces.</p>

\*Before purchasing any replacement stylus be certain your turntable is compatible with the tracking force of the stylus you select.

**Always insist on a Genuine Shure replacement stylus.  
Look for the name "Shure" on the stylus grip.**

**Genuine Shure upgrade styli by**



Shure Brothers Inc., 222 Hartrey Ave., Evanston, IL 60204

In Canada: A. C. Simmonds & Sons Limited

Outside the U.S. or Canada, write to Shure Brothers Inc., Attn: Dept. J6 for information on your local Shure distributor.

Manufacturers of high fidelity components, microphones, sound systems and related circuitry.

CIRCLE NO. 65 ON FREE INFORMATION CARD

BY JOSEPH J. CARR

*Practical, low-cost references for  
checking accuracy of test instruments*

# Precision References for Current & Voltage

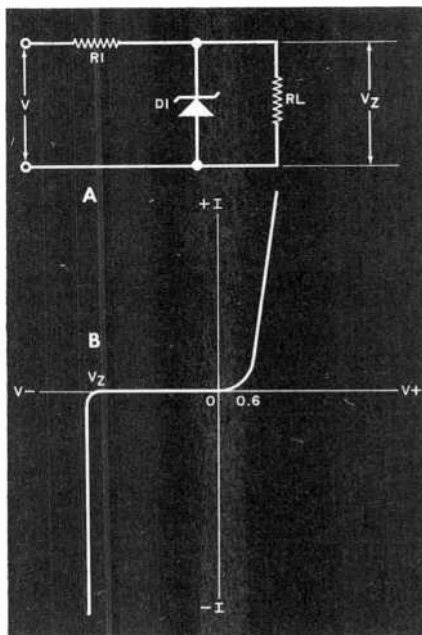
**P**RECISION voltage and current references are routinely used in a variety of applications. These references are useful for calibrating vertical deflection factors of oscilloscopes and indications of voltmeters and ammeters, for example. They also find use in data conversion, where almost all analog-to-digital (A/D) and digital-to-analog (D/A) converters employ a reference voltage or current. Regulated dc power supplies that employ error amplifiers also require precision voltage references. (The output of an error amplifier controls regulator action, which is, in turn, controlled by the difference between actual output-supply and reference voltages.)

Precision references were quite costly only a few years ago. Now, owing to low-cost ICs, good precision references can be built at low cost.

Before we examine IC voltage and current references in detail, let us review some of the older methods for obtaining references so that principles will be more readily understood.

**Zener Diode.** A simple circuit in which a zener diode is the regulator element is shown in Fig. 1. Also shown is a typical zener-diode characteristic curve. In the  $V+$  forward-bias region, the zener diode behaves much like any other silicon diode that conducts a +I forward-current when  $V+$  is greater than about 0.6 volt. In the  $V-$  reverse-bias direction, however, there is a distinct difference between zener and conventional silicon-diode behavior.

Normally, a conventional silicon diode



*Fig. 1. Zener-diode reference supply. The circuit is shown at A, while the characteristic curve is below at B. The fact that the zener voltage is dependent on temperature must be kept in mind in circuit design.*

does not conduct current when reverse biased (except when applied reverse-bias voltage exceeds the diode's rated PIV). A zener diode acts quite conventionally between 0 and some  $V-$  value called the "zener potential," or  $V_Z$ . When  $V-$  reaches or exceeds  $V_Z$ , the diode breaks over and begins to conduct a reverse current.

As long as ambient temperature is held constant,  $V_Z$  will also be constant. Bear in mind that the  $V_Z$  value is differ-

ent for different types of zener diodes and that even then there is a "nominal" voltage. This means that a large number of identical zener diodes will have values that cluster closely around  $V_Z$ .

When you build a precision power supply or reference source, you must keep either of two considerations in mind. You must provide a constant-temperature environment or use temperature-compensated circuitry. Then either hand-select the zener diode or provide a means for adjusting the output of the circuit so you can compensate for incorrect zener potentials.

Unfortunately, temperature cannot always be maintained constant in practical circuits, especially where cost is a factor. An attempt at solving temperature dependence by using several zener diodes to produce the desired  $V_O$  output voltage is shown in Fig. 2. The actual  $V_Z$  value for the different diodes will vary with changes in temperature, but if all diodes used are in the same thermal environment, any temperature change affects all diodes equally. The output voltage, which is the differential voltage between the two points shown, remains constant regardless of temperature changes. Output potential  $V_O = (V_5 + V_6) - V_3$ .

A problem with circuits such as that shown in Fig. 2 is that the output voltage is not ground referenced. If a ground-referenced potential is required,  $V_O$  should be applied across the differential inputs of an operational amplifier. The output potential from the op amp would then be the product of op-amp gain  $A_V$

# NOW YOUR 8-TRACK CAN PLAY LIVE ACTION AS WELL AS TAPES.



**PLUG INTO REAL EMERGENCIES FOR LESS THAN \$100.**

**AMERICA'S ONLY 8-TRACK CARTRIDGE THAT TURNS YOUR HOME OR CAR SYSTEM INTO A FULL, 4-CHANNEL, 2-BAND SCANNER RADIO—AUTOMATICALLY.**

Get into all the live action around town. Police calls. Fire calls. Weather warnings. Emergency information—the second anything happens.

The Bearcat 8-Track Cartridge Scanner plugs it all in at home, or in your car, automatically—with-out any installation—inexpensively. And instantly.


The new Bearcat 8-Track Scanner features crystal controlled operation, 2-bands (low and high), individual lockout switches, squelch control, flashing LED indicators, single Manual/Scan Control. And a wire antenna.

The Bearcat 8-Track Scanner is a great way to get into all the real emergencies of scanning.

For less than \$100 (suggested retail).

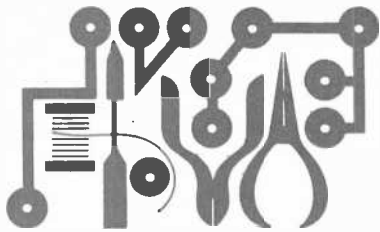
## NEW BEARCAT® 8-TRACK CARTRIDGE SCANNERS

*Follow the leader to real excitement.*



Copyright 1979 Electra Company. Division of Masco Corp. of Indiana. 300 E. County Line Road South, Cumberland, Indiana 46229

CIRCLE NO. 24 ON FREE INFORMATION CARD



# Experimenter's Corner

By Forrest M. Mims

## FREQUENCY-TO-VOLTAGE CONVERTERS

**L**AST MONTH, we became acquainted with the Teledyne 9400 and the National Semiconductor LM331, two relatively new chips designed primarily to convert an input voltage into a pulse train with a linearly proportional output frequency. Prior to the introduction of these and similar voltage-to-frequency (V/F) converter chips, moderately complicated discrete circuits or expensive hybrid modules were required to perform V/F conversion.

Important features of the 9400 and LM331 are that both chips can also be used for frequency-to-voltage (F/V) conversion applications. Whether operated in conjunction with a V/F converter or alone in a straightforward F/V mode, both the 9400 and LM331 have many interesting applications. We'll look at several, but first a brief explanation of how a typical F/V converter works.

**F/V Conversion.** The F/V operation of a V/F converter chip is very straightforward and is even easier to understand than operation of the same IC in its V/F mode. Figure 1 is a simplified functional diagram of the LM331 connected as a F/V converter.

In operation, the incoming signal is applied directly to the noninverting input of the comparator. The inverting input of the comparator is biased at a voltage determined by the values of divider resistors  $R1$  and  $R2$ . The comparator output switches states each time the amplitude of the incoming frequency exceeds or drops below the reference voltage.

The one-shot is triggered by a positive transition at the output of the comparator.

This in turn, closes the current switch and allows the current source to charge output filter capacitor  $C2$  for a period determined by the time constant  $R3C1$ . Bleeder resistor  $R4$  continually discharges  $C2$  so that the charge stored in this capacitor at any instant approximates the average charge available from the current source. In short, the charge stored in  $C2$  (and thus the voltage across it) is directly proportional to the input frequency.

Incidentally, can you think of a drawback to the basic circuit in Fig. 1? (Hint: Consider the time constant  $R4C2$ . How will this affect the circuit's ability to respond to an input signal whose frequency is rapidly changing?)

**LM331 F/V Converter.** In last month's column, I described some straightforward V/F applications for the LM331. Shown in Fig. 2 is a working F/V converter whose operation is similar to that of the functional diagram in Fig. 1. This schematic shows how to use the LM331 as a simple F/V converter.

In operation, the incoming signal is coupled to the comparator in the LM331 via  $C1$ . Resistors  $R2$  and  $R3$  provide the reference voltage to the comparator. The operation of the one-shot in the LM331 is determined by the time constant  $R6C2$ , and the output signal is filtered by  $C3$  and  $R7$ . Potentiometer  $R5$  provides a very useful calibration feature. Together with  $R4$ , it controls the current that charges  $C3$ . In short,  $R4$  and  $R5$  in Fig. 2 are equivalent to  $R5$  in Fig. 1.

Figure 3 shows the highly linear response of a breadboard version of the circuit shown in Fig. 2. When the circuit was powered by a

15-volt supply, its response was linear beyond 10,000 Hz. When I powered the circuit with a single 9-volt battery, however, its response was linear only up to about 6500 Hz. This happened because the largest possible output voltage the circuit can provide is 6.5 volts when powered by a 9-volt supply.

For both tests,  $R5$  was used to calibrate the circuit so that a 3000-Hz input would result in a 3.00-volt output and that a 1000-Hz change in the input frequency would cause the output to change by precisely 1.00 volt. This very simple alignment procedure yielded excellent results, as Fig. 3 indicates.

When the F/V measurements were made for a third time with the circuit calibrated so that a 5000-Hz input signal yielded a 5.00-volt output, the following strikingly linear results were obtained:

Input Frequency (Hz)	Output (volts)
0	0.00
100	0.10
500	0.50
1000	1.00
2000	2.00
3000	3.01
4000	4.00
5000*	5.00
6000	6.00
7000	7.00
8000	7.97
9000	8.94
10000	9.91

\* Calibration point.

These measurements were made with the help of a DVM and a digital frequency counter. This excellent linearity is typical of the results obtained from breadboard V/F and F/V converter circuits employing the LM331 or 9400.

**9400 F/V Converter.** Last month, we experimented with a very linear V/F converter built around a 9400 IC. Figure 4 shows a 9400 connected as a F/V converter to decode data transmitted by an infrared LED driven by a 9400 V/F converter. This pair of circuits, which is adapted from a design by Michael O. Paiva, Teledyne Semiconductor's Product Marketing Manager, makes an ex-

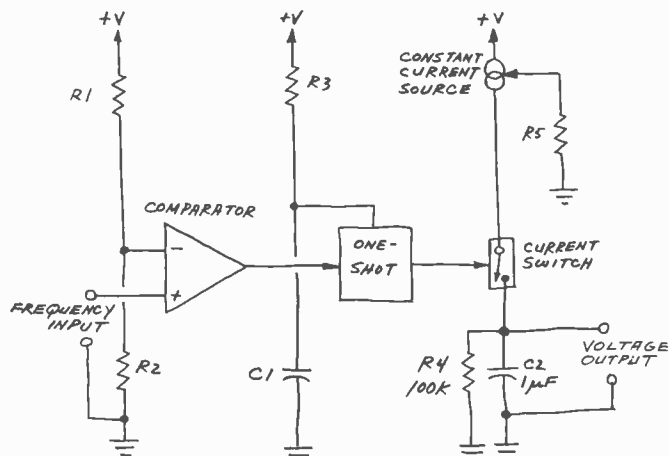


Fig. 1. A typical frequency-to-voltage converter.

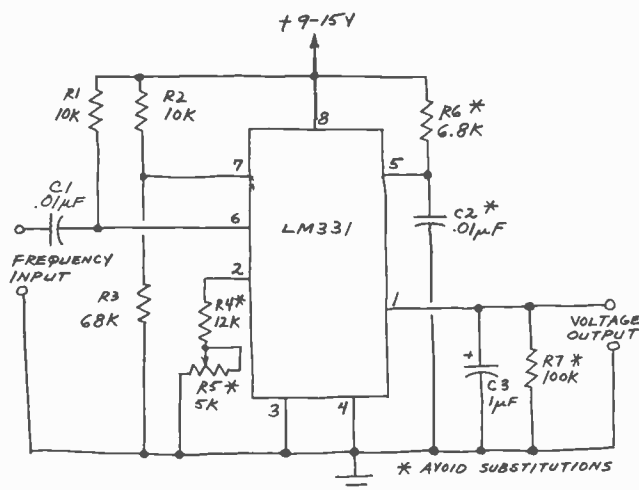


Fig. 2. Frequency-to-voltage (F/V) converter using LM332.

# McIntosh

"A Technological Masterpiece ..."



McIntosh C 32

## "More Than a Preamplifier"

McIntosh has received peerless acclaim from prominent product testing laboratories and outstanding international recognition! You can learn why the "more than a preamplifier" C 32 has been selected for these unique honors.

Send us your name and address and we'll send you the complete product reviews and data on all McIntosh products, copies of the international awards, and a North American FM directory. You will understand why McIntosh product research and development always has the appearance and technological look to the future.

Keep up to date.  
Send now - - -

McIntosh Laboratory Inc.  
Box 96 East Side Station  
Binghamton, NY 13904

Name \_\_\_\_\_

Address \_\_\_\_\_

City \_\_\_\_\_ State \_\_\_\_\_ Zip \_\_\_\_\_

If you are in a hurry for your catalog please send the coupon to McIntosh. For non-rush service send the Reader Service Card to the magazine.

CIRCLE NO. 37 ON FREE INFORMATION CARD

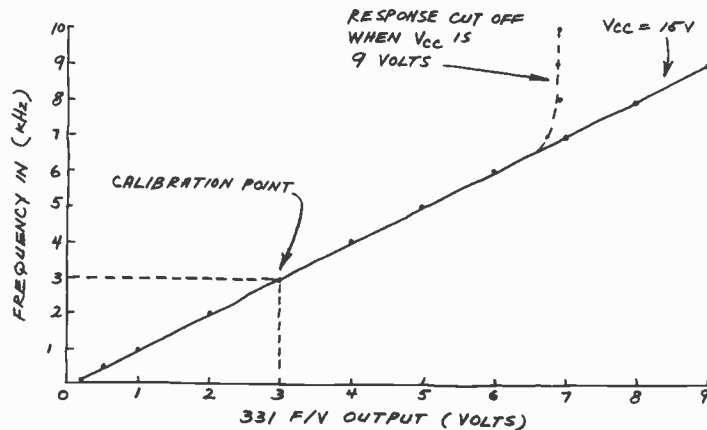


Fig. 3. Plot of output voltage vs. input frequency for a frequency-to-voltage converter using an LM331.

cellent analog data transmission system.

The transmitter portion of the circuit is essentially identical to Fig. 2 in last month's column. The only significant change is the addition of R7, a miniature 8-ohm speaker and an infrared LED. Resistor R7 is required to limit current through the LED to a safe value. The speaker is entirely optional. Because the frequency of the pulse train generated by the transmitter's V/F converter remains within the audio range, the speaker provides a convenient way of monitoring the circuit's operation, particularly during preliminary testing and evaluation. The speaker can be removed later if desired.

The receiver consumes only about 3.5 mA when powered by a 9-volt battery. Its output voltage appears at pin 12, so a DVM can be used for a readout. It's more convenient, however, to connect a small 0-to-1 or 0-to-10-mA panel meter directly to the output as shown in Fig. 4.

A DMM operating in its current-reading mode can be connected in place of the meter for more accurate measurements. I experimented with both methods and found the conventional meter best for initial adjust-

ments and tests, while the DVM proved to be superior for taking data such as that used to plot graphs.

The transmitter LED and receiver phototransistor can be replaced by an optoisolator if electrical isolation is the only reason for using this circuit. If this is done, it might be necessary to increase the value of R7 in the transmitter to reduce the LED's forward current and prevent the receiver from responding in a nonlinear fashion. In other applications, the signal from the transmitter LED can be sent through the air or through a plastic or glass optical fiber.

I spent most of one day experimenting with this analog transmission system and made a few observations you might find useful should you decide to duplicate it. First, the receiver operates erratically when the optical signal at Q1 is excessive. If the signal is too weak, the meter indicates zero output current. But when the signal is too strong, the meter needle may slam or swing wildly back and forth. These same effects can occur if the value of R12 is reduced significantly.

While experimenting with the system, I experienced considerable trouble when the fre-

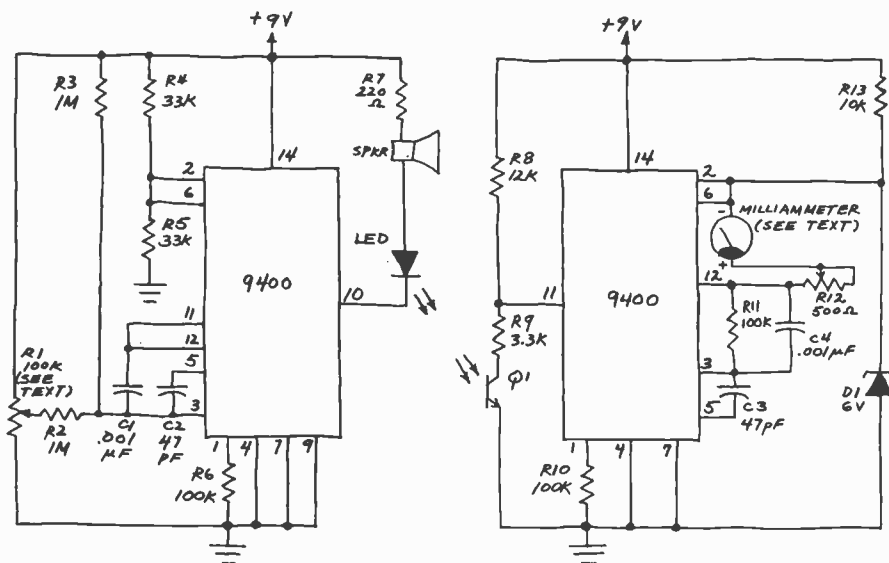


Fig. 4. Analog data transmission system designed by Michael Paiva.

# NEW ELECTRONIC TRUTH DETECTOR MONITORS THE HUMAN VOICE!

## THE TRUTH MACHINE<sup>T.M.</sup>

It gives you an honest answer  
even if someone else doesn't!



Now you can detect deception with the push of a button. . .anytime, anywhere. The Truth Machine is a new generation voice stress analyzer that is so compact, lightweight, and portable that it easily fits into your desk drawer or briefcase.

And unlike the old-fashioned polygraph it doesn't need wires connecting it to the body. So when you use the Truth Machine you will have to tell your subjects that they are being monitored, because there is absolutely no other way for anyone to know that their statements are being checked for accuracy. \*

### TODAY YOU NEED A TRUTH MACHINE

You succeed by knowing the answers. By making the right decisions. To make the right decision you need the facts. . .you must know the whole truth. But unfortunately, almost everyone you deal with has a motive to practice at least some deception. Unless you're a mind reader you never know whether or not you're getting a straight answer when you ask:

- \* Is this your lowest price. . .your best offer?
- \* Have you mailed that check to me yet?
- \* Can you deliver my order on time?
- \* Have you told me everything I need to know?
- \* Can I depend on you?
- \* Are these figures correct?
- \* Are you confident about this investment?
- \* Will they settle out of court?

When you ask a direct question you deserve a straight answer. And that's the beauty of the Truth Machine; it will give you a straight answer. . .even if someone else doesn't. It's your best possible defense against doubt, risk, and deception.

### YES, IT'S ETHICAL!

It's simply a fast, efficient way to verify the truth and protect yourself against dishonesty. And after all, which is immoral - for a person to be deceitful or to have their dishonesty uncovered? There is nothing unethical about uncovering deceit and deception. In fact, you can usually prevent dishonesty simply by letting everyone know that you own the Truth Machine. It's a powerful deterrent for anyone who is tempted to mislead you or tell you less than the truth!

### IT'S AMAZINGLY SIMPLE!

Like many technological discoveries, voice stress analyzers grew out of military research during the Vietnam war. Army intelligence needed something better than the standard polygraph to interrogate prisoners. A simple method that could be used without the subject's knowledge. The voice stress analyzer was the result!

The principle is remarkably simple. Scientists already knew lying produced unconscious and uncontrollable stress that could be recorded by a polygraph. Researchers soon discovered that this stress also affected the muscles controlling the vocal cords, and caused an inaudible "microtremor" in the voice. All that was needed was a device sensitive enough to pick up and record these inaudible vibrations. And that was a relatively easy accomplishment considering the state of modern electronic technology.

**BUSINESSMEN BECOME MIND READERS**

In addition to police and intelligence agencies, many of the "Fortune 500" corporations have quietly been using voice stress analyzers for several years. Large industrial and retail companies use it to control employee theft and screen job applicants. And dozens of large insurance companies have been using voice stress analyzers to uncover false claims. They simply tape an interview with anyone filing a suspicious claim, then play back the recording and monitor it with a voice stress analyzer.

In the past only the largest, most profitable companies felt they could justify spending \$1500 to \$5000 to purchase a voice stress analyzer. However, like everything else in the electronics field, these high prices reflect the heritage of a prototype, and not the quality of a reliable voice stress analyzer.

The new cost-saving, solid state, micro-chip technology and mass production have made voice stress analyzers affordable. Today, for only \$149.00 you can have a compact unit that is far more sensitive than the top-secret units originally used by the military! There is no better way to get at the truth. . .and remove the risk and uncertainty from those important decisions that face you every day!

**AND IT'S ENTERTAINING!**

Because it can pick up and analyze any audible statement, use of the Truth Machine is limited only to your imagination. Seeing the stress reading go wild when politicians and celebrities give their 'candid' views during television press conferences and talk shows can provide you with hours of amusement, and some very important insight. You can have the satisfaction of knowing the real truth about the energy crisis. . .what people in power really expect from the economy. . .how safe experts actually think you are from a nuclear power plant. . .and you'll find the real truth behind many intriguing and controversial people in the news. You may be surprised!

### EASY TO OPERATE!

Unlike the polygraph, there are no sophisticated operating techniques to learn. With our easy, step-by-step instruction manual you can easily master the Truth Machine with only a few hours of practice. You simply turn it on and adjust the sensitivity calibrator knob for average stress in the speaker's voice. Then sit back and watch the LED display. When the numbers on the digital read-out reach the stress area, you know you're hearing less than the truth. And it's versatile. You can pick up the speaker's voice with the Truth Machine's ultra-sensitive microphone. Or use the special sensor that connects it to your telephone.

You can even tape a conversation with any standard tape recorder and analyze it at your convenience by attaching the special output jack and playing back the tape!

### DEPENDABLE QUALITY

The Truth Machine from Telestar is the ultimate voice stress analyzer. It features solid state electronics and is manufactured to the highest technological standards. Even its tough shatterproof case was designed to withstand the roughest handling. The Truth Machine is designed and built to guarantee you years of dependable use. It should never need servicing. But if anything ever does go wrong, we will repair it through our service-by-mail center and return it to you in a matter of days.

### USE IT RISK FREE!

We would like you to use the Truth Machine without obligation for 30 days. Experience its advantages. Take it to the office and enjoy surprising people with your infallible new 'insight'. Use it at home for entertainment and add a whole new dimension to your television viewing pleasure. If you don't agree that being free of doubt makes it possible for you to really relax and enjoy life more. . .simply return it within 30 days for a prompt, courteous refund.

\* Consent of all parties must be obtained for use in Pennsylvania.

### DISTRIBUTORSHIPS AVAILABLE

## THE TRUTH MACHINE<sup>T.M.</sup>

SIMPLY TURN IT ON. . .  
AND IF ANYONE EVER TELLS YOU  
LESS THAN THE TRUTH. . .YOU'LL KNOW!

**ONLY \$149**

**CHARGE BY PHONE OR MAIL!**  
CALL TOLL FREE 1-800-331-1000  
In Oklahoma, call (918) 664-8300

Please send me a 'Truth Machine' for only \$149.00 plus \$3 shipping. I must agree that I can't afford to be without it, or I can return it anytime within 30 days for a full, prompt, and courteous refund.  
[ ] Enclosed is my check or money order  
[ ] Charge my ( ) Diners Club  
( ) VISA/BankAmericard  
( ) Master Charge - bank no. \_\_\_\_\_  
(4 digit no. above name)

Credit card no. \_\_\_\_\_

Exp. date \_\_\_\_\_

Signature \_\_\_\_\_

Name \_\_\_\_\_

Address \_\_\_\_\_

City \_\_\_\_\_ State \_\_\_\_\_ Zip \_\_\_\_\_

(PA residents please add 6% sales tax.)

Telestar Incorporated, Dept. 41-P  
200 S. Front St, Wormleysburg, PA 17043

©1979 TELESTAR INCORPORATED

# CORDLESS



# CONVENIENCE

THE WIRELESS TELEPHONES ARE JUST SOME OF OUR PRODUCTS THAT WILL HELP YOU ACHIEVE THIS.



THE ULTIMATE IN PHONE CONVENIENCE. NO MORE SCRAMBLING FOR THE PHONE WHEN IT RINGS. YOU CAN ANSWER YOUR PHONE UP TO 700'. THIS MEANS YOU CAN EVEN GO OVER TO THE NEIGHBORS OR GO SHOPPING AROUND THE CORNER WITHOUT HAVING TO STICK TO THE PHONE WAITING FOR AN IMPORTANT CALL. THIS UNIT IS ALSO AN IDEAL DETERRENT FOR WOULD BE THEIVES. THEY ALWAYS CALL TO CHECK IF YOU ARE AT HOME; WITH OUR CORDLESS PHONE YOUR NEIGHBORS CAN ANSWER, MAKING IT SEEM LIKE SOMEONE IS OCCUPYING YOUR HOUSE. IN THE OFFICE OR PLANT. NO MORE RUNNING TO THE NEAREST PHONE TO FIND OUT YOU DON'T EVEN WANT TO TALK TO THE CALLER. YOUR SECRETARY CAN PRESS THE INTERCOM BUTTON AND TELL YOU WHO'S CALLING (WITHOUT THE PARTY HEARING, BECAUSE THEY ARE ON HOLD). ORDER YOURS NOW FOR ONLY \$99 (CANADA \$129) WITH 10 DAY MONEY BACK GUARANTEE WITH TOUCH DIALER \$249 (CANADA \$299) TOTALLY MOBILE PHONE: USABLE THROUGHOUT NORTH AMERICA \$300. THE WIRELESS TELEPHONE IS A FANTASTIC PRODUCT THAT WAS PRICED TOO HIGH. IF YOU FELT LIKE WAITING, WAIT NO MORE. A PRICE BREAKTHROUGH MAKES IT AFFORDABLE TO YOU AT \$99. ORDER YOURS TODAY AT NO OBLIGATION.

CALL TOLL FREE

# TEKNION

1-800-520-6050 EXT. 309  
IN ARIZONA  
1-602-955-9710 EXT. 309  
FOR ORDERS ONLY  
24 HOURS · 7 DAYS/WEEK

OR PLEASE SEND CHECKS, MONEY ORDERS, BANKAMERICARD (VISA) OR MASTER CHARGE TO TEKNION DEPT. PE11

1333-54th ST., BROOKLYN N.Y. 11219  
CANADA—3018 BATHURST ST.  
TORONTO ONTARIO M6B 3B6

N.Y., ONT. RESIDENTS ADD SALES TAX

DEALER INQUIRIES INVITED

CIRCLE NO. 68 ON FREE INFORMATION CARD

TRANSMITTER LED OUTPUT

RECEIVER SIGNAL AT Q1

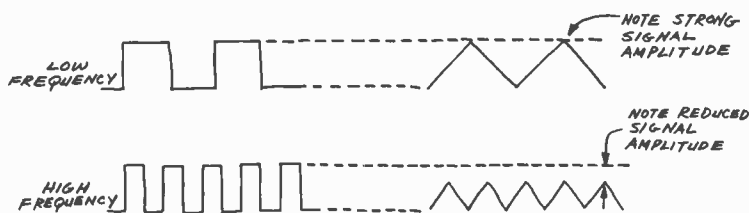


Fig. 5. Reduction in receiver signal of 9400 F/V circuit at a high input frequency.

quency of the incoming signal exceeded a few kilohertz. Although the receiver would readily respond to frequencies in excess of several kilohertz when the signal was coupled directly into pin 11 of the 9400, the receiver meter would indicate zero when the signal was received from the transmitter LED via the phototransistor.

With the component values specified in Fig. 4, the analog system can transmit an input ranging from 0.25 to 8 volts. The received signal, as displayed on a milliammeter, will range from a minimum of 0.2 mA to a maximum of about 6 mA. Figure 6 is a plot of the transmitted frequency versus the receiver output current. Increasing C2 in the transmitter to 220 pF will lower the maximum frequency and restrict the maximum receiver output current to about 0.8 mA, thus allowing use of a 0-to-1-mA meter. Shown in Fig. 7 is a plot of the transmitted frequency versus the receiver output current when C2 is 220 pF.

Before attempting any practical application of the analog transmission system it is necessary to make a graph that plots the transmitter's input voltage versus the receiver's output current. Last month's column included graphs showing the operation of a V/F converter, and we've just looked at graphs describing the operation of a F/V converter. It's very easy to make graphs like these, so I'll leave to you the preparation of a graph showing the operation of the analog transmission system. All you have to do is record the receiver output current for each 1-volt increase in transmitter input and plot the results. You don't have to measure the transmitter's output frequency.

**Other F/V Applications.** After you've gained some experience with the basic F/V circuits described in this column and the V/F circuits featured last month, you should be well prepared to move ahead on your own. Try to obtain copies of the 9400 and LM331 data sheets. Besides providing valuable operating tips, they suggest many interesting applications.

Also, remember that you can use either the 9400 or LM331 in most F/V (and V/F) applications. The chips are not directly interchangeable and they're not even functionally identical. But their operation in both V/F and F/V modes is very similar. For example, with the help of the National Semiconductor data sheet, you should be able to adapt the analog transmission system shown in Fig. 4 for use with LM311 instead of 9400 ICs. ◊

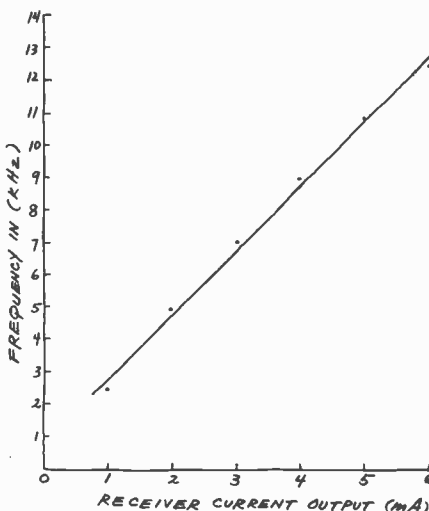


Fig. 6. Receiver output current vs. input frequency for 9400 analog transmission system.

The problem was traced to the integrating effect of Q1, R8 and R9 in the receiver. When the incoming pulse train has a low to moderate frequency, the individual pulses are sufficiently wide to produce a signal at pin 11 having enough amplitude to trigger the receiver. As the transmitter frequency is increased, however, the pulses become correspondingly narrower. The Q1/R1/R2 combination then produces an output pulse having insufficient amplitude to trigger the receiver. This effect is illustrated in Fig. 5.

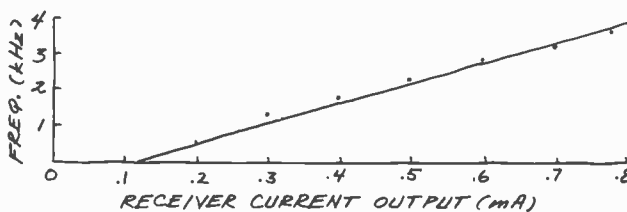
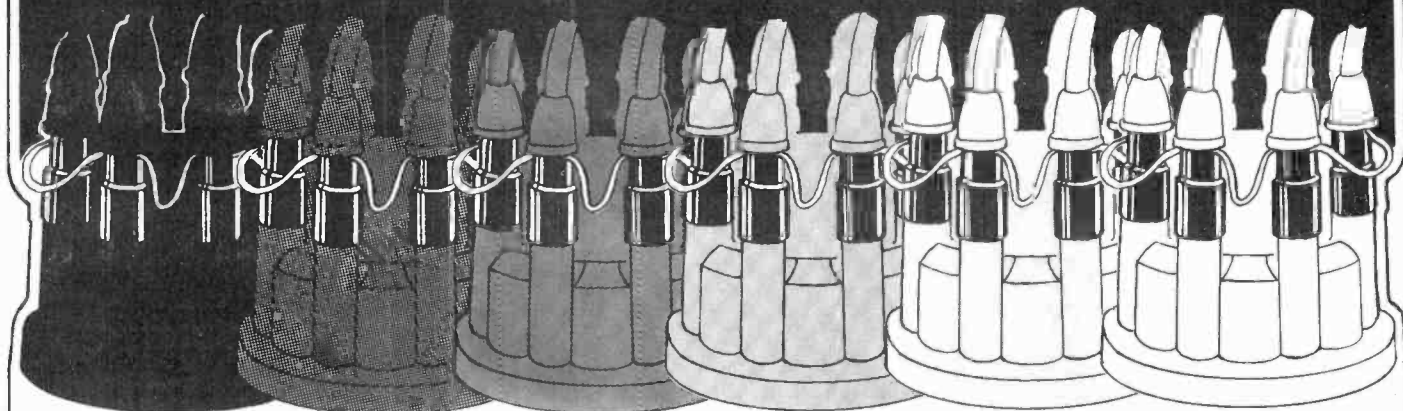


Fig. 7. Analog transmission system with 0-1-mA output.



# SAVE AS MUCH AS 20% ON GAS BILLS EVERY MONTH!



**This is not a hype, but instead, one of the most revolutionary discoveries of the century.**

With the rising costs of fuel for your car or truck, receiving 20% better MPG without bulky gadgets or useless products cluttering your car's engine is the nation's answer... and the PASER 500 is a proven device.

This small, convenient device is easily installed on the distributor of any 4, 6, or 8 cylinder engine, foreign or domestic.

Instead of other problems with your car or truck, the PASER 500 not only gives you better MPG, but also creates a noticeable increase in power, and helps your engine to run cleaner and smoother with less wear on individual parts. Tune-ups become less frequent also.

The PASER 500, after years of extensive research and testing, is guaranteed to perform as we say it will, or we will refund your money instantly — by your request. **NO QUESTIONS ASKED.**

### Here's how the PASER 500 works:

Today's engines burn approximately 50% to 60% of the fuel injected into them. Fuel is wasted because of incomplete combustion. Through principles of electrochemistry, The PASER 500 expands molecules within the cylinder — making the best use of the fuel. The PASER 500 is not a voltage booster or a spark intensifier. It is a simple product unlike any other you may have seen on the market.

The kit we send you includes the PACER 500 and complete step-by-step instructions, making installation as simple as possible.

Take it and use it for 60 days, allowing yourself ample time to judge it properly. If you're not completely satisfied with this dynamic product, return it within the 60 days and we will either replace it for you if it is faulty, or we will refund your money to you, instantly — whichever you prefer. But, we're sure you'll see for yourself, how fantastic the PASER 500 actually performs. Please fill out the coupon below and mail it to us... You have virtually nothing to lose and a lot to gain.

**The PASER 500 is not available in stores.**

 iselkrist research

P. O. Box 6457, Salt Lake City, Utah 84106

I would like you to send me \_\_\_\_\_ units of The PASER 500, at \$59.95 plus \$2.00 postage and handling for each unit ordered. Enclosed is my check or money order for \_\_\_\_\_.

Please specify:  4 cyl.  6 cyl.  8 cyl.  
 electronic ignition  standard

Allow 6 to 8 weeks for delivery.

I would like to use my bank card.

VISA #

MC #

interbank \_\_\_\_\_

Signature \_\_\_\_\_



# Product Test Report

## Realistic DX-300 Communications Receiver



Modestly priced shortwave receiver features digital frequency display

**T**HERE HAS always been a need for low-cost general-coverage receivers for the shortwave listener and novice (or prenovice) ham. Indeed, a number of such receivers are available from different manufacturers. Most of them, however, have limited frequency coverage, excessively fast tuning rates, little or no bandspread, and imprecise dial calibration that makes identifying a station by its position on the dial nearly impossible. Although they are often called "communication" receivers, they are usually unsuited for any serious logging. An exception to this is Radio Shack's new Realistic Model DX-300.

The DX-300 largely overcomes the limitations cited above, while still selling for an affordable price. It continuously covers from 10 kHz to 30 MHz, with the frequency appearing in a five-digit LED display. The display section is based on a frequency counter whose specified accuracy and resolution are 1000 Hz anywhere in the receiver's tuning range. The triple-conversion superheterodyne receiver has a drift rate of less than 1000 Hz/hr after a one-hour warmup. All com-

mon transmission modes can be received, including AM, SSB, and CW.

The receiver has a built-in ac power supply and can also operate independently of commercial power on eight internal C cells or an external 12-volt battery. Built-in are a loudspeaker and facilities to drive headphones or an external speaker. A carrying handle is recessed into the right side of the cabinet. Overall size is 14½" W X 10" D X 6" H (362 X 252 X 146 mm), and weight is 13.2 lb (6 kg) without batteries. Price is \$379.95.

**General Description.** Tuning is via two concentric controls. The outer control is for MHz selection and affects only the megahertz portion of the numeric display, from 0 to 29. The inner tuning knob has a convenient spinner crank, covers a 1000-kHz range, and affects only the three least-significant digits of the display. The main tuning knob covers approximately 65 kHz per revolution. A small FINE TUNE control covers about 1 to 2 kHz in a 180° rotation.

A signal-strength meter reads in S units to 30 dB or S9. Near the meter is a

PRESELECTOR dial with six calibrated scales that cover the full tuning range of the receiver. A PRESELECTOR BAND switch below it permits selection of the appropriate range, which is indicated by a LED below the selected scale. A separate PRESELECTOR TUNE control can be used to peak the receiver's front end to the tuned frequency.

The ATTENUATOR switch permits insertion of 0, 20, or 40 dB of loss into the antenna input to prevent overload from strong signals. The AUDIO bandwidth switch is for selecting NARROW, WIDE, or NORMAL audio bandwidth to suit the type of reception and minimize noise.

The MODE switch has positions for LSB or USB (and CW), AM, AM with automatic noise limiter (anl), and STANDBY. On the rear apron of the receiver are phono jacks for TAPE OUT and EXT SPEAKER, miniature KEY jack (for using the receiver as a code practice oscillator), a connector for powering the receiver from an external 12-volt dc supply, and several antenna terminals. A uhf-type coaxial connector is provided for the main hf antenna, which is the only one affected by the ATTENUATOR. There are screw terminals for a long-wire antenna and ground and MUTE. (The last performs the same function as the MODE switch in STANDBY.) A hinged door on the back of the receiver provides access to the battery compartment.

The owner's manual gives few details about the receiver's circuits, other than to state that the first conversion signal is derived from a 4-MHz crystal oscillator that is used to generate a "comb" of signals at 1-MHz intervals to up-convert received signals to a 54.5-to-55.5-MHz first i-f. The MHz knob tunes filter circuits to select the desired conversion oscillator frequency. Second conversion is to a 2-to-3-MHz bandpass i-f, and final conversion, with the tunable oscillator covering 2.455 to 3.455 MHz, is to 455 kHz. Selectivity is provided by a six-element ceramic filter at 455 kHz.

Apparently, after subtracting the 455-kHz i-f, the MHz selector simultaneously switches the first one or two digits of the LED display to update the band, while the three other digits are the readout of an IC counter that measures the frequency of the tunable third local oscillator. The only other technical information supplied is that the DX-300 uses a dual MOSFET first mixer for maximum dynamic range and a rather impressive semiconductor complement.

**Laboratory Measurements.** Our laboratory measurements were limited

*Continued on page 100*

# Sabtronics new counter gives you 600 MHz capability for only \$89.95



**This highly accurate frequency counter** can be yours at the unbelievably low price of \$89.95. The Sabtronics 8610A is your best buy today in a lab-quality instrument.

**We spent our efforts where they count:** applying Sabtronics' advanced digital technology in the design and engineering of a superior frequency counter — in simple kit form.

**You count your savings:**  
You spend a little time (and a lot less

## BRIEF SPECIFICATIONS

- Frequency Range: 10 Hz to 600 MHz guaranteed (5 Hz to 750 MHz typical).
- Sensitivity:  $\leq 10$  mV RMS, 10 Hz to 100 MHz, prescaler mode; 50 mV RMS, 100 MHz to 450 MHz; 70 mV RMS, 450 MHz to 600 MHz
- Impedance: 1 M $\Omega$ , 10 MHz & 100 MHz range; 50 $\Omega$ , 600 MHz
- Temperature Stability: 0.1 ppm/ $^{\circ}$ C
- Gate Time: Switch-selectable, 0.1 sec., 1 sec., 10 sec.
- Ageing Rate:  $\leq \pm 5$  ppm/yr
- Accuracy: 1 ppm + 1 digit
- Input Protection: 150 V RMS, 5 Hz to 10 kHz; 90 V RMS, 10 kHz to 2 MHz; 30 V RMS, 2 MHz to 100 MHz; 10 V RMS, 100 MHz to 750 MHz
- Power Requirement: Battery-operated, 4.5 to 6.5 VDC @ 300 mA. External power supply, 7.5 to 9 VDC @ 300 mA
- Size: 8"W x 6.5"D x 3"H (203 x 165 x 76 mm)
- Weight: Without batteries, 1.2 lbs. (0.54 kg).

money!) for a compact bench-portable counter that measures up to 600MHz (typically even higher).

## Measures up on every count:

It has what you want. Guaranteed from 10Hz to 600MHz in three ranges (typically 5Hz to 750MHz). Sensitivity that holds well over the entire range. Selectable gate time for optimum resolution: 0.1, 1, or 10 seconds. With a stability of 0.1 ppm/ $^{\circ}$ C. And the guaranteed frequency range has a measurement accuracy of 1 ppm + 1 digit -0.0001%.

Highly accurate time base and excellent ageing rate. 8-digit LED display with automatic decimal point placement, leading zero suppression and overflow indicator.

**Start counting the day you receive it:** You can assemble your 8610A in an evening with our easy-to-follow, step-by-step instruction manual.

**Count on satisfaction:** Keep our kit for 10 days' free trial examination. If you're not completely satisfied for any reason whatsoever, simply return it unassembled for a prompt and courteous refund of your purchase price.

*Making Performance Affordable*

**sabtronics** INTERNATIONAL INC.

13426 Floyd Circle M/S24 • Dallas, Texas 75243  
Telephone 214/783-0994

To: Sabtronics International, Inc. 13426 Floyd Cr., (M/S24) Dallas, TX 75243 USA  
Please send me \_\_\_\_\_ Model 8610A  
Frequency Counter Kits @ \$89.95 ea. \$ \_\_\_\_\_

Shipping & handling, per kit, \$6.00\* \$ \_\_\_\_\_

Texas residents add 5% sales tax \$ \_\_\_\_\_

Total enclosed \$ \_\_\_\_\_

I enclose  check  money order. (For faster delivery, send cashier's check or money order. Please allow time for personal checks to clear bank.)

Charge:  Visa  Master Charge

Account No. \_\_\_\_\_ Exp. Date \_\_\_\_\_

Name \_\_\_\_\_

Address \_\_\_\_\_


City \_\_\_\_\_ State \_\_\_\_\_ Zip \_\_\_\_\_

\*US only. Canada: \$7.50. Foreign, air mail, \$21.00.



## From PERCOM

One-Drive System:  
\$399. (40-track) & \$675. (77-track)  
Two-Drive System:  
\$795. (40-track drives) & \$1350. (77-track drives)  
Three-Drive System:  
\$1195. (40-track drives) & \$2025. (77-track drives)  
Requires Expansion Interface, Level II BASIC & 16K RAM.



## Low Cost Add-On Storage for Your TRS-80\*. In the Size You Want.

When you're ready for add-on disk storage, we're ready for you.  
Ready with six mini-disk storage systems — 102K bytes to 591K bytes of  
additional *on-line* storage for your TRS-80\*.

- Choose either 40-track TFD-100™ drives or 77-track TFD-200™ drives.
- One-, two- and three-drive systems immediately available.
- Systems include Percom PATCH PAK #1™, on disk, at no extra charge. PATCH PAK #1™ de-glitches and upgrades TRSOOS\* for 40- and 77-track operation.
- TFD-100™ drives accommodate "flippy disks." Store 205K bytes per mini-disk.
- Low prices. A single-drive TFD-100™ costs just \$399. Price includes PATCH PAK #1™ disk.
- Enclosures are finished in system-compatible "Tandy-silver" enamel.

Whether you need a single, 40-track TFD-100™ add-on or a three-drive add-on with 77-track TFD-200™s, you get more data storage for less money from Percom.

Our TFD-100™ drive, for example, lets you store 102.4K bytes of data on one side of a disk — compared to 80K bytes on a TRS-80\* mini-disk drive — and 102.4K bytes on the other side, too. Something you can't do with a TRS-80\* drive. That's almost 205K bytes per mini-disk.

And the TFD-200™ drives provide 197K bytes of on-line storage per drive

— 197K, 394K and 591K bytes for one-, two and three-drive systems.

PATCH PAK #1™, our upgrade program for your TRSDOS\*, not only extends TRSDOS\* to accommodate 40- and 77-track drives, it enhances TRSDOS\* in other ways as well. PATCH PAK #1™ is supplied with each drive system at no additional charge.

The reason you get more for less from Percom is simple. Peripherals are not a sideline at Percom. Selling disk systems and other peripherals is our main business — the reason you get more engineering, more reliability and more back up support for less money.

In the Product Development Queue . . . a *printer interface* for using your TRS-80\* with any serial printer, and . . . the *Electric Crayon*™ to map your computer memory onto your color TV screen — for games, animated shows, business displays, graphs, etc. Coming PDQ!

™ TFD-100, TFD-200, PATCH PAK and Electric Crayon are trademarks of PERCOM DATA COMPANY.  
\*TRS-80 and TRSDOS are trademarks of Tandy Corporation and Radio Shack which have no relationship to PERCOM DATA COMPANY.


# PERCOM

PERCOM DATA COMPANY, INC.  
211 N. KIRBY • GARLAND, TX. • 75042

To order add-on mini-disk storage for your TRS-80\*, or request additional literature, call Percom's toll-free number: 1-800-527-1592. For detailed Technical information call (214) 272-3421.

Orders may be paid by check or money order, or charged to Visa or Master Charge credit accounts. Texas residents must add 5% sales tax.

**Percom 'peripherals for personal computing'**



# CREATE!

**You don't waste a second on "mechanics" with A P All-Circuit Evaluators.**

You figure out the circuit you want, then plug it in for testing. You decide to improve your layout, and you make your moves as quickly as you think them up. There's just no faster or easier way to build and test circuits and circuit ideas.

But just because breadboarding is now such a cinch, don't get the idea that you don't have electronic integrity. Our solderless plug-in tie

points are made of a special non-corroding alloy. Use them as often as you like.

How many tie points do you need? Our smallest ACE has 728, our largest has 3,648. And all of them accept all DIP sizes.

Everything is quality all the way. You can even see the difference in our harder, shinier plastic matrix.

See for yourself. Phone (toll-free) 800-321-9668 for the address of your nearby A P Products dealer. And ask for our complete A P catalog, *The Faster and Easier Book*.



**A P PRODUCTS INCORPORATED**

Box 110A • 72 Corwin Drive  
Painesville, Ohio 44077  
Tel. 216/354-2101  
TWX: 810-425-2250

**Faster and Easier is what we're all about.**

**PRODUCT TEST REPORT**

*Continued from page 100*

**User Comment.** The DX-300 was able to receive a great many signals on all the mf and hf bands, using only its 48" (1.22 m) telescoping antenna. AM signal tuning was easy, and the digital display was as accurate as rated, positively identifying the frequency of any station being received. The anl was very effective against ignition noise, removing it almost totally with very little effect on the audio quality.

In the case of SSB and CW signals, while the tuning rate was suitably slow, the selectivity of the receiver was inadequate. While amateur SSB receivers customarily have an i-f bandwidth of 2.4 to 2.7 kHz, the 6-kHz bandwidth of the DX-300 places it at a great disadvantage on the crowded ham bands. Also, the nonadjustable bfo frequency was too far from the suppressed carrier frequency, giving the audio a thin, distorted quality on SSB. We noted that the S meter did not function on SSB and CW and that it was necessary to turn up the audio gain and use the r-f gain control to adjust volume in these modes. This suggests that the DX-300 does not use a product detector, which further contributes to its unsuitability for SSB reception (and may have accounted for much of the distorted sound we heard from in that mode). To its credit, however, no detectable drift, either audible or on the counter display was noticed during several hours of listening to SSB signals. The stability of the test unit was obviously much better than its ratings.

Although the DX-300 does not altogether meet the critical demands of an Amateur communication receiver, it is very well-suited to general SWL use. The absence of images, precise frequency calibration, and very wide tuning range of the receiver give its owner an unsurpassed choice of receiving possibilities. The antenna will be the ultimate limitation on what is heard, especially on the lower frequencies, where a long wire is needed. Considering its low price and many features, the DX-300 is an excellent value for the serious SWL, or even for the beginning ham.

—Julian Hirsch,  
Hirsch-Houck Laboratories.

CIRCLE NO. 105 ON FREE INFORMATION CARD

CIRCLE NO. 6 ON FREE INFORMATION CARD

# Yesterday you could admire all-band digital tuning in a short wave receiver.\* Today you can afford it.



RF-4900

Tune in the Panasonic Command Series™ top-of-the-line RF-4900. Everything you want in short wave at a surprisingly affordable price. Like fluorescent all-band readout with a five-digit frequency display. It's so accurate (within 1 kHz, to be exact), you can tune in a station even before it's broadcasting. And with the RF-4900's eight short wave bands, you can choose any broadcast between 1.6 and 31 MHz. That's all short wave bands. That's Panasonic.

And what you see on the outside is just a small part of what Panasonic gives you inside. There's a double superheterodyne system for sharp reception stability and selectivity as well as image rejection. An input-tuned RF amplifier with a 3-ganged variable tuning capacitor for excellent sensitivity and frequency linearity. Ladder-type ceramic filters to reduce frequency interference. And even an antenna trimmer that changes the front-end capacitance for reception of weak broadcast signals.

To help you control all that sophisticated circuitry, Panasonic's RF-4900 gives you all these sophisticated controls. Like an all-gear-drive

tuning control to prevent "backlash." Separate wide/narrow bandwidth selectors for crisp reception even in crowded conditions. Adjustable calibration for easy tuning to exact frequencies. A BFO pitch control. RF-gain control for improved reception in strong signal areas. An ANL switch. Even separate bass and treble controls.

And if all that short wave isn't enough. There's more. Like SSB (single sideband) amateur radio. All 40 CB channels. Ship to shore. Even Morse communications. AC/DC operation. And with

Panasonic's 4" full-range speaker, the big sound of AM and FM will really sound big. There's also the Panasonic RF-2900. It has most of the features of the RF-4900, but it costs a lot less.

The Command Series from Panasonic. If you had short wave receivers as good. You wouldn't still be reading. You'd be listening.


\*Short wave reception will vary with antenna, weather conditions, operator's geographic location and other factors. An outside antenna may be required for maximum short wave reception.



RF-2900

**Panasonic.**  
just slightly ahead of our time.

CIRCLE NO. 48 ON FREE INFORMATION CARD



# DX Listening

By Glenn Hauser

## REVOLUTION BY RADIO

**T**HIS YEAR, North American DX listeners in the know had a front-row seat on the drama of the Nicaraguan revolution. You can't have a revolution these days without a clandestine radio station to play the key roles of informing, propagandizing, and maintaining morale—and the Sandinistas were no exception. As long as two years ago, reports began to appear in the press about a *Radio Sandino*. But, its broadcasts must have been sporadic and low-powered.

News agencies in the area which monitored it were, as usual, loath to publish the station's frequencies, in order to prevent the general public from listening to news sources they preferred to keep for themselves. This continued to be a problem through the end of the Somoza regime. Although *Radio Sandino* was frequently quoted, news organizations were not about to let on that anyone with a shortwave radio could tune in, if they knew when and where to look. Fortunately, there exists a "DX press" capable of rapidly disseminating such valuable information via broadcasts such as *RCI DX Digest*, and publications such as *NASWA FRENDX*.

*Radio Sandino* was first reported from North America by Aaron Hywarren in Manitoba, June 11, 1978, on 7449 kHz around 0515 GMT.

But there were no reports during the Sandinista offensive in the fall of 1978. Then, a German DXer, Wolfgang Buschel, on a Christmas vacation in Guatemala, heard *R. Sandino* on 7325 kHz at 1100-1300 GMT, and announcing afternoon and evening transmissions. But it was not until March 1979, that monitors in North America were able to hear *R. Sandino* on a regular basis. It was on 7587 kHz, though this varied slightly as did all the frequencies.

Though the communist element in the Sandinista Front was played down by the American press at the time of Somoza's departure, those who actually listened to *R. Sandino* could easily recognize rhetoric, and even music, already run into the ground in 18 years of anti-Yanqui broadcasts from *Radio Habana Cuba*. But Sandino also included more practical items, like instructions on putting together Molotov cocktails, and how to use an M-1 rifle, coupled with exhortations to "go out and kill as many Somozans as you can for the glory of the revolution." As one listener, Tim Hendel in Miami, put it in the *Review of International Broadcasting*, it was "spicy, raw, first-hand radio."

At this time, it still took some skillful tuning to pull in *R. Sandino*, but by April the station's power had obviously been greatly increased (at

## THE ONKYO TX-20 MIDI TUNER/AMPLIFIER REAFFIRMS THE OLD ADAGE THAT GOOD THINGS COME IN SMALL PACKAGES...



Measuring around 16½ inches in width and less than 3-inches high, the chic TX-20 AM/FM stereo tuner/amplifier delivers 30 watts per channel, min. RMS at 8 ohms; both channels driven from 20 to 20,000 Hz with no more than 0.08% total harmonic distortion.

The sophistication of Onkyo's touch-sensitive servo-lock tuning system with the self-adjusting, continuous compensating feedback circuitry is integrated with the latest low-noise, low distortion amplifier circuitry to produce a full-featured tuner/amplifier that out-performs others several times its size and price.

To improve weak stereo signal reception, the TX-20 automatically shifts to a stereo blend mode to reduce annoying background hiss. Thus weak stereo broadcasts become clearer with slightly less FM stereo separation.

With the TX-20, Onkyo makes it clear that bigger is not necessarily better — just space wasting and more expensive.

Artistry in Sound

# ONKYO®

ONKYO USA CORPORATION  
42-07 20th Avenue, Long Island City, NY 11105  
(212)728-4639



one time a twelfold increase was claimed) and more and more DX listeners were hearing it. *R. Sandino* always claimed to be broadcasting from a hidden location "somewhere in Nacaragua", but press reports put it just across the border in Costa Rica.

By now, popular sentiment in Costa Rica was very much with the Sandinistas, and stations such as *Radio Fiejoj* were relaying Sandino broadcasts. At what point this crossed the line from "news" to open support is not clear, but *R. Relej* had the distinction of being denounced by the Somoza government, along with *R. Habana Cuba* and *R. Moscow*, as stations not to be listened to by loyal citizens.

Coincidentally in late April, Cuba and the USSR began relaying each other's international broadcasts (as detailed in this column in August). On May 11, BBC monitors were tuned to 11700 kHz at 2159 GMT, which as usual was relaying *R. Habana Cuba* programs from the USSR through a satellite audio feed. Suddenly, on came the opening of a *R. Sandino* program, abruptly cut off a few minutes later. This major gaffe gave away the fact that *R. Sandino* programs were on hand in the Habana studios, were quite likely produced there, and perhaps were transmitted from Cuba.

As the offensive accelerated, so did the transformations of *R. Sandino*. The programming became slicker, more sophisticated. Frequencies came and went. For about 12 days in May it broadcast on the 49-meter band around 6060 kHz, a long-time Habana frequency.

At about the same time, a new Costa Rican station appeared out of nowhere called *Radio Noticias del Continente*, it had a lengthy series of test transmissions, supposed to be on 9615 kHz, but varying all over the 31-meter band. Its true colors came out when it began regular programming in June, including relays of *R. Sandino*, and leftist programs directed to several South American countries. Costa Rica had not previously been involved in international broadcasting on such a scale. A listener in Houston, David L. Walcutt, observed that *R. Noticias* sounded like a "Cuban station by proxy," with communist rhetoric akin to the Soviet's *R. Peace & Progress*. Due to nonoverlap-

ping schedules, it now seems possible that one of *R. Sandino*'s transmitters may have been used by *R. Noticias*.

*R. Sandino*'s 7587-kHz transmitter was evidently the one which briefly went to 49 meters, but these broadcasts faced too much interference and were replaced May 31 by a new frequency of 7316 kHz, first reported by Robert L. Foxworth in New York. Now, however, there was a new twist—jamming by the Somoza side. Generally stronger transmitters would tune up a few kHz from *R. Sandino*, playing much more music, and sometimes carrying programming of Somoza's *Estacion X*, or of *Radiodifusora Nacional*. This was highlighted frequently by a song praising the National Guard, "Viva la Guardia Nacional," which was enough to turn one's stomach. Listeners not understanding Spanish may have easily confused the two, but Somoza's stations seldom if ever identified and, when they referred to the Sandinistas, called them "communists," which *R. Sandino* did not.

On June 8, Foxworth nabbed *R. Sandino* on a new frequency, 7702 kHz, replacing 7316. These two frequencies continued to alternate every week or two until the Sandinista victory. They were obviously the same transmitter. *R. Sandino* referred to all three as in the "41-meter band," though in fact they were on 38, 39 and 40 meters.

On June 21, *R. Sandino* resumed its 7587-kHz frequency, in addition to 7702, but never with programming in parallel. The same programs were transmitted from different tapes started at different times, and thus very likely from two different sites—probably Costa Rica and Cuba. The transmission on 7587 generally suffered from more interference, and most of the time was jammed in the same way as the one on 7702. The question then arose as to whether one of the two Sandinos might not be a "black" clandestine—pretending to be the real one—but there seemed to be no difference in the stance of the programs, and the same announcers were heard on both.


On June 13, *R. Sandino* was exerting its authority, with instructions to foreigners on how to get out of the country without being killed. On June 16, its now famous slogan "patria libre o morir" (free country or

# BATTERY-WRAP

## WIRE WRAPPING TOOL

### MODEL BW-2630

- POSITIVE INDEXING
- ANTI-OVERWRAPPING
- BITS AVAILABLE FOR AWG 26, 28 & 30
- BATTERY OPERATED
- LIGHT WEIGHT



# \$19<sup>85</sup>\*

**BATTERIES AND BIT NOT INCLUDED**

U.S.A.  
FOREIGN  
PATENTS  
PENDING



BW-2630	BATTERY-WRAP TOOL	\$19.85
BT-30	BIT FOR AWG 30	\$ 3.95
BT-2628	BIT FOR AWG 26 & 28	\$ 7.95
RB-20	TWO NI-CAD BATTERIES	\$10.75

**OK MACHINE & TOOL CORPORATION**

3455 CONNER STREET, BRONX, N.Y. 10475, U.S.A.

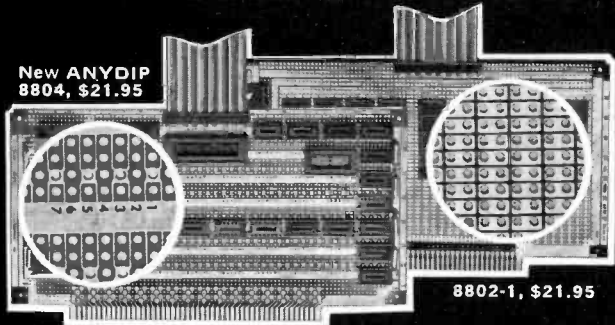
PHONE (212) 994-6600 • TELEX: 125091

\*MINIMUM BILLING \$25.00 / ADD SHIPPING CHARGE \$2.00 / NEW YORK CITY / STATE RESIDENTS ADD APPLICABLE TAX.

CIRCLE NO. 50 ON FREE INFORMATION CARD

# VECTOR PACKAGING SYSTEMS SAVE TIME & MONEY!

New ANYDIP  
8804, \$21.95



8802-1, \$21.95

## S-100 CARDS

Five models available. Universal tinned buses, pads or plain. 0.042 inch diameter holes on 0.1 inch grid for mounting anything anywhere. For interface, memory, breadboarding.

## R681-2 RECEPTACLE FITS 8803 MOTHERBOARD


Model R681-1 has 0.062 inch long 0.025 inch square tails.



## SLIT WRAP

TEFZEL\* Insulation Wire Wrapping Tools:

U. S. &  
foreign patents




daisy-chain wraps

\*P184 with 100 feet of wire, \$30.00.

- Up to 4X faster.
  - Heavy insulation.
- P184-4T with NiCad batteries, recharger, 100' of wire: \$105.00.

## BEAUTIFUL VP2 ENCLOSURE—supplied completely assembled for packaging.

S-100 based systems. Clear aluminum with blue vinyl finished slide-off sides, top, and perforated bottom cover; heavy chassis plate, removable front and rear panels, adjustable connector/Motherboard mounting struts, card guides (plastic guides supplied uninstalled). VP2, \$159.00. VP1, cards mount perpendicular to front, \$163.00. BP17-9 accessory back panel, \$10.95.



Low-noise model 8803 S-100 Motherboard not shown. Eleven positions ready for connectors. Glass epoxy, solder masked etched circuitry for passive and active termination, twelve tantalum capacitors and instructions. \$29.50.

\*DuPont trademark

Prices subject to change without notice.

Send for complete data. Packaging systems for other card sizes and systems, rack mounting are available  
**VECTOR ELECTRONIC COMPANY, INC.**

12460 Gladstone Avenue, Sylmar, CA 91342  
telephone (213) 365-9661; TWX (910) 496-1539  
ad number 627901

CIRCLE NO. 71 ON FREE INFORMATION CARD

death) emerged, as Air Force pilots were urged to bomb their own installations and then flee the country to be received abroad as patriots. As the modulation crispened, the rhetoric grew even more stringent. On June 17, DX listeners heard the first proclamation of the "new democratic provisional government of national reconstruction," which later made headlines. *R. Sandino* often played a tape consisting of placid marimba music fading into "the sound of liberating rifles." And Somoza was now accused of being a "war criminal and genocidist." National Guard soldiers were given a 24-hour ultimatum to join the other side or be condemned.

On June 18, Somoza's jamming stations ran a speech over and over, probably by Somoza himself, lamenting that Nicaragua was going through a period "worse than the earthquake".

*R. Sandino* had settled into a routine of transmissions lasting about two hours, at 1030, 1900 and 0300 GMT, when despite the fighting, on June 25, Nicaragua changed from EST to CST. Transmissions were then retimed to an hour later by GMT. By now, the Sandinistas controlled more of the country, and there were reports that they had taken over various stations, giving them new names such as *Radio Insurreccion*. Jean-Jacques Bloch in Maryland heard, on July 1, a station on 5955 kHz at 0702-0720 GMT, which may have been *R. Esteli*, under Sandinista control. Esteli was one of the earliest towns to be claimed by the FSLN.

On July 10, *R. Sandino* asserted a bit prematurely that the "Somoza dictatorship is overthrown." On July 13, Pitt McNeil in Washington, DC, heard a Sandinista program via *R. Reloj de Costa Rica*, and 15 minutes later the same program from *R. Sandino* itself. This could mean that *R. Reloj* was closely involved in the program production, or that they had taped an earlier airing of the same program on *R. Sandino*. On July 15, Bob Rankin in Kansas reported that the 7316 program sounded as if it were relayed off the air, unlike 7586.

July 19 was the climactic day for the FSLN and for *R. Sandino*. The jamming had departed with Somoza, and *R. Sandino* was finally unhindered in its enthusiastic proclamations of victory "from free Nicaragua", a memorable and historic broadcast. On this date, the programming was interrupted for a few minutes as high-speed radio-teletype was transmitted from the same source on the same frequency. The 7586-kHz channel proved to be running about two and a half minutes behind 7316—and the latter was simulcast on 750-kHz mediumwave (audible here under WSB), formerly Somoza's *Estacion X*—so now, at least, 7316 was surely operating from Nicaragua as it had claimed to be long before.

After that date, *R. Sandino* was no longer to be heard on any 7-MHz frequencies. Its mission accomplished, and in control of the country's domestic radio stations, shortwave was no longer necessary. Why the 7-MHz band in the first place? The 7.3-to-7.9-MHz range goes far back in Nicaraguan broadcasting history. Until 1963, the World Radio-TV Handbook listed five stations in this out-of-band area. The clandestines and counter-clandestines of today may have chosen it because of the remaining availability in Nicaragua of receivers, and possibly transmitters covering it.

The use of 7 MHz also suggests that, except in its last days, *R. Sandino* was probably not transmitted from Nicaragua, nor even from Costa Rica next door. The skip distance on this band would be too great for good reception in such a small area as Nicaragua, from a transmitter within Nicaragua or Costa Rica. This is why the tropical bands are all on frequencies of 2, 3, 4 and 5 MHz, where skip distances are shorter, especially at night. However, 7 MHz would be just about the right band to skip a signal into Nicaragua from, say 800 miles away (the distance of Cuba from Managua). Pitt McNeil points out, on the other hand, that it would have been logistically inconvenient for *R. Sandino* to operate from anywhere other than the FSLN command post in Costa Rica.

*R. Sandino* provided North Americans who understood some Spanish the opportunity to sit in on a revolution-in-the-making. There is a lot of other clandestine radio activity in the world, especially in Southeast Asia, Southern Africa, and the Middle East, but little of it is in English or a language Americans are likely to understand—and none of these operations can be heard as easily as *R. Sandino* was.

Before July was over, however, I heard *R. Sandino* reincarnated, this time giving time checks—something it could never do before with

pre-recorded programs—as “the hour of Sandinista power.” A very weak transmitter would open in the morning around 1400 GMT on 11727 kHz, and by 2200 would drift upward steadily to 11733 kHz.

This was obviously not the 100-kilowatt transmitter *Radiodifusora Nacional* had during Somoza’s regime, but used only sporadically on 11875 and 5945 kHz (though it may have been used for the 7-MHz jamming). Perhaps once the country has begun to recover from the ravages of civil war, Nicaragua will add its shortwave voice to Cuba’s in fomenting revolution in other Latin American countries.

**Updating Listings.** The following changes and additions should be made in the “English Broadcasts” listings that appeared in the October issue:

GMT/UTC	Station	Change
0900-1100	AFRTS	add 11805, 9700, 9585, 9575, 6030
1000-1005	UN Radio	15245, ex-5955
1000-1030	V. of Vietnam	7470, ex-9840
1030-1200	V. of Asia, Taiwan	5980 (Sun 1030-1040)
1100-1300	R. Australia	delete 11880
1100-1245	TWR, Bonaire	15255, not 15225
1100-1400	VOA	delete 9730, 5955
1200-1215	V. of Kampuchean People	11938, 9694 (both frequencies and length vary)
1200-1230	Kol, Israel	25640, 21675 not 25625, 21495
1200-1255	R. Peking	add 17855, 15520, 15270
1230-1300	R. Sweden	15240, ex-21635
1230-1551	WYFR, Family R.	21525, 17785 (Sun. only)
1300-1400	R. Australia	11705, not 9770
1357-1655	V. of Philippines	11950, 9580 (Sun -1555)

1400-1430	R. Norway	15175, not 17840
1400-1600	AFRTS	9700, not 9770
1430-1500	R. Finland	21475, ex-17785
1500-1600	BBC	15260, ex-11775 (Sat. & Sun. only)
1530-1615	R. Tampa, Tokyo	not NSB
1530-1630	V. of Vietnam	12035 and 7470, ex-15012 and 14990
1545-1600	R. Canada Int.	Daily, not Mon-Fri.
1600-1615	R. Pakistan	21486, 21450, 17910 not 21595, 17640
1600-1630	R. Norway	17795, not 17755
1600-1709	BBC	15260, ex-11775
1700-1800	WYFR, Family R.	21615, 17870, 17845, 15440
1709-1745	BBC	15260, ex-11775 (Sat., Sun.)
1745-2000	BBC	add 21710
1800-1900	WYFR, Family R.	21615, 21525, 17875, 17845, 15440
1830-1835	UN Radio	15350, ex-15410
1830-1900	V. of Rev., Guinea	Mon. & Fri. only not 1800-1900. (Freq. time changes)
1830-1900	R. Uganda	15250 (not daily)
1900-2000	HCJB, Ecuador	17895, 15225, not 17765, 15420
1900-2100	WYFR, Family R.	21615, 21525, 17845
2000-2030	R. Norway	15125 (SSB)
2100-2300	WYFR, Family R.	17845, 11855
2115-2200	BBC	delete 11750
2130-2200	R. Sofia	11850, ex-15135 (Freq. changes)
2130-2200	HCJB, Ecuador	17895, 15225, not 17765, 15295

(continued on page 108)



## The easy, guaranteed way to pass your general license exam.

Now talk to all those far away places. Enjoy voice transmission on the low bands with your General License. The new Heathkit Self-Instruction Program makes it easy to gain the knowledge and skill needed to pass the FCC General License Exam.

A professionally-designed text takes you step by step through the subjects covered on the exam. 450 test questions similar to those on the exam give you the poise you need to pass.

With special code practice tapes and code workbook, you'll achieve a code speed of 15 words per minute (13 wpm are required to pass). You'll gain a thorough command of the FCC rules, regulations and technical knowledge needed to pass the exam and to get more enjoyment from your hobby.

### This comprehensive program includes:



- 875 page text
- Code practice workbook
- Two code practice cassettes
- TV interference booklet
- Simulated FCC exams
- World call area map
- Two vinyl binders
- Amateur radio logbook
- FCC form 610
- 8 C.E.U.'s
- FCC exam schedule
- Certificate of Achievement

All for only \$60.00. Send for yours today.

If, after completing the program, you fail to pass the FCC General Class License exam, Heath Co. will refund your money.

For fast, charge-card service, call (616) 982-3411.

Please send me \_\_\_\_\_ Heathkit ECP-3801 General License Program(s) at \$60.00 each (Michigan residents add 4% sales tax) plus \$2.00 each shipping and handling.

Total enclosed: \$ \_\_\_\_\_  check  money order

VISA/BankAmericard  Master Charge, Code No. \_\_\_\_\_

Card No. \_\_\_\_\_ Expiration Date \_\_\_\_\_

Signature \_\_\_\_\_ Necessary to send merchandise

Name (print) \_\_\_\_\_

Address \_\_\_\_\_


City \_\_\_\_\_ State \_\_\_\_\_ Zip \_\_\_\_\_

Send to: **Heath Company**,  
Dept. 010-592, Benton Harbor, MI 49022  
Prices are subject to change without notice.

ED-131

(continued from page 107)

2200-2215	R. Japan	add 15305 (via Portugal)	0200-0255	R. Peking	not 17855
2200-2230	R. Norway	add 15125 (SSB), 15175, 11870, 9550, not 17795, 15345	0200-0300	R. Moscow	21565, 15425, 9720, not 21560, 15225
2200-2245	BBC	add 9590	0200-0300	AFRTS	21570, 11790, 9755, 6030, not 15430, 9685
2200-2400	AFRTS	25620, ex-17765	0200-0305	TIFC, Costa Rica	9645, 5055 (Mon. 0135-0305), not 0250-0400
2215-2345	R. Cairo	9805	0230-0315	R. Berlin Inter.	11975, ex-11970
2230-2300	Kol Israel	11985, not 12085	0230-0245	R. Pakistan	17880 or 17830
2245-2300	BBC	add 9590	0300-0330	R. Kiev	17760, 12000, ex-15405, 11920,
2300-2330	R. Vilnius	12060, 11735	0300-0400	AFRTS	21570, 17765, 11790, 9755, 6030, not 15430, 9685
2300-2330	R. Korea	11840, ex-15345	0300-0500	HRVC, Honduras	4820
2300-2400	R. Moscow	21565, 9720, 9530, not 21560	0300-0530	VOA	15240, ex-15245
2330-2400	R. Finland	delete (moves to 0330)	0330-0400	R. Finland	9675 (frequent changes), ex-2330-2400
0000-0030	R. Norway	11870, not 11860	0400-0430	R. Norway	11895, 11870, not 11860, 9645
0000-0055	R. Peking	add 17855	0400-0430	AFRTS	21570, 17765, 15330, 11790, 9755, 6030, not 9685
0000-0100	AFRTS	25620, 21570, 15330, 11790	0400-0700	R. Moscow World Service	11735, 9720
0000-0200	R. Moscow	21565, 9720, not 21560	0430-0700	AFRTS	15330, 11790, not 15430
0030-0100	R. Sweden	11905, ex-15290	0545-0600	UN Radio	6055, not 6135
0030-0100	R. Kiev	17845 and 12060, ex-15405, 15525,	0600-0630	R. Norway	9645, not 11860
0030-0200	HCJB, Ecuador	15115, ex-15265	0600-0630	R. Australia	17755, not 17555
0100-0120	RAI, Italy	9575, not 15315	0657-0955	V. of Philippines	11950, 9580
0100-0145	R. Berlin Inter.	11975, ex-11970	0707-0715	UN Radio	11840, ex-9540
0100-0155	R. Peking	17855, not 15520	0730-0745	UN Radio	11840, ex-9540
0100-0200	AFRTS	25620, 21570, 11790, 9755, not 17765, 15430, 9685, 6030			
0145-0215	Swiss R. Int.	15130 (SSB)			
0200-0230	R. Norway	9590, ex-9610			



## Dymek's DR33C Digital Receiver Doesn't Just Receive Digits

- McKay Dymek's DR33C provides quality reception of a wide range of LF-MF-HF transmissions; everything from local and international AM Broadcast Stations. Radio amateurs and professionals using single sideband or CW to News Service Radio Teletype, CB operators and encoded digital data.
- Dymek receivers have been evaluated and are presently used by military and government agencies both foreign and domestic. This same quality is available for personal use at reasonable prices.
- Phase locked loop digital tuning is used

to provide highly accurate and stable reception electronically locked to an internal quartz crystal. Large LED readouts display the received frequency in 100 Hz steps providing rapid and accurate frequency selection.

- Wideband high powered RF front end technology using CATV RF power transistors and a double balanced diode first mixer give extreme rejection of interference caused by strong stations or adjacent frequencies. Wideband technology also eliminates the need for manual peaking adjustments when changing the received frequency.

- Collins mechanical filters are supplied for USB/LSB reception. High impedance audio output is provided for interconnection with HiFi and audio systems. Options include mechanical filters for CW and RTTY, rack mount hardware and 600 ohm balanced audio output.

For more information write or call today  
Toll Free.

**800/854-7769** California  
800/472-1783



**McKay Dymek Company**  
111 S. College Ave. PO Box 5000  
Claremont, CA 91711  
TWX 910 581 4990

# “onComputing™ really makes personal computers easy to understand.”



Written in non-technical language, onComputing™ contains articles on the capabilities of microcomputers, getting started, latest reviews of personal computers, where to purchase and how to use your computer.

**A**n anyone can learn the fundamentals of using a computer. onComputing readers receive practical advice and helpful hints on how to get the most out of a personal computer, explanations of computer terminology, and, periodically, an updated list of active computer clubs.

**B**enefit from the experience of other computer enthusiasts. Articles in onComputing are written by well known authors as well as competent amateurs. They share their ideas on how to use the computer as a tool for business, education, home entertainment, laboratory work and other applications.

**C**omputer experts edit onComputing for the new user, not the computer professional. The editors combine their esoteric knowledge of computer science and equipment to produce concise, non-technical material which can be readily understood by anyone interested in using a computer—for fun or profit.

**onComputing, Inc.**  
70 Main St., Peterborough, NH 03458

Start your subscription today.

EVERY THREE MONTHS onComputing will bring the latest developments in the field of personal computing: use, applications, books, selection—all in an easy-to-read style.

onComputing Subscription Dept. P.O. Box 307, Martinsville, NJ 08836

REGULAR subscription rate:

- U.S. 1 yr. (4 issues) @ \$8.50
- Canada & Mexico, 1 yr. (4 issues) @ \$10.00
- FOREIGN (to expedite service, please remit in U.S. funds drawn on a U.S. bank.)
- Europe (and all other countries, except above), 1 yr. @ \$12.00—surface delivery.
- Start my subscription with current issue.
- Start with Vol. 1 No. 1
- Bill Visa
- Bill Master Charge
- Bill me (North America only)

Card Number

Expiration

Signature

Name (please print)

Street/Apartment Number

City

State/Province/Country Code

73B9

© onComputing, Inc. 1979

NOVEMBER 1979

CIRCLE NO. 53 ON FREE INFORMATION CARD

109

# WHOLESALE LOCKSMITH SUPPLIES



ORDER YOUR  
GIANT  
CATALOG

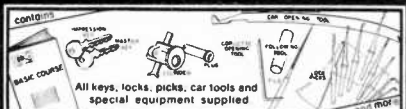


jam packed with the latest in Locksmith Tools, Key Machines, Key Assemblies, Deadlocks Foreign Car Key Blanks, complete line of Sales Closed Circuit TV Systems, Alarm Systems, High Security Locks, Electronic Lock Card Systems, I.D. Cards, Technical Manuals, Code Machines and much, much more! National's "Your One-Stop Locksmith Supply Supermarket." Most orders shipped within 24 hours. We welcome locksmiths, student locksmiths and industrial accounts. To order National's catalog send \$5.00 (refundable after first purchase of \$25.00 or more). Your catalog will be rushed to you by first class mail!

NATIONAL LOCKSMITH SUPPLY P.O. BOX 31598 DALLAS, TEXAS 75231

## BE A LOCKSMITH

**\$49.95** COMPLETE COURSE



All keys, locks, picks, car tools and special equipment supplied

THIS COURSE LOCK PICKING, CAR OPENING TOOL, LOCKS, KEYS & KEYS COURSE COVERS LOCK PICKING, MASTER KEYING, KEY IMPRESSIONING, RE KEYING

Today a trained Locksmith can just about write his own ticket! Locksmiths average \$15.00 an hour. Learn at home - Earn as you learn! Fast easy course that trains you by doing. All keys, locks, picks, car tools and special equipment supplied. Zooming crime is everywhere everyone is seeking greater protection. Cash in at once, train at home - Earn extra \$55 right away. Send for exciting facts and a Free Lesson - No obligation or Send \$4.95 for complete kit & \$1.75 shipping & handling. Text new sends add sales tax. COD accepted 10 day money back guarantee.

NATIONAL LOCKSMITH SUPPLY CORP  
P.O. BOX 31598 DEPT  
DALLAS, TEXAS 75231

CASH COURSE  SEND INFORMATION

NAME \_\_\_\_\_  
ADDRESS \_\_\_\_\_  
CITY \_\_\_\_\_ STATE \_\_\_\_\_ ZIP \_\_\_\_\_

TOLL FREE ORDERING  
1-800-527-4128

MASTERCARD  BANKAMERICARD

CIRCLE NO. 45 ON FREE INFORMATION CARD



THE ONE-STOP MUSIC SHOP AT WHOLESALE PRICES

MINIMUM ORDER 12 TAPES		REEL-TO-REEL	
<b>BLANK TAPES</b>			
Maxell UD 90 1800 ft.	CALL	Maxell UD 35 908 1800 ft.	CALL
Maxell UD 35 908 1800 ft.	CALL	Maxell UD 35 1800 3600 ft.	CALL
<b>CASSETTE TAPES</b>			
Ampex Grand Master II C-90	\$3.11	Scotch 212 1800 ft.	CALL
Ampex Grand Master I C-90	\$2.99	Scotch 207 1800 ft.	\$5.19
BA5F Studio C-90	\$2.99	TDK L-1800 (2 Hour)	\$5.22
<b>VIDEO TAPES</b>			
<b>BETA FORMAT</b>			
Maxell UD C-60	CALL	TDK L-500 (2 Hour)	\$13.75
Maxell UD C-90	CALL	Sony L-750 (3 Hour)	\$18.95
Maxell UD XL I or II C-60	CALL	Sony L-500 (2 Hour)	\$13.95
Maxell UD XL I or II C-90	CALL	Scotch L-500 (2 Hour)	\$13.50
Scotch low noise/Dynaflex C-90 / 3 pk	\$4.99 for 3	Maxell L-500 (2 Hour)	\$12.95
<b>VHS FORMAT</b>			
Scotch Master II C-90	\$3.29	Scotch VK-250 (4 Hour)	\$17.95
Scotch Master II or III C-90	\$3.29	JVC T-120 (4 Hour)	\$18.75
Sony FF-9000s C-90	\$2.84	TDK T-120 (4 Hour)	\$19.50
TDK D C-60	\$1.68	Fuji F120 (4 Hour)	\$17.95
TDK D C-120	\$2.10	RCA VK-250 (4 Hour)	\$18.95
TDK D C-180	\$2.99	RCA VK-125 (2 Hour)	\$14.95
TDK AD C-90	\$1.39	Panasonic NV-F20 (4 Hour)	\$18.95
TDK AD C-60	\$2.52	Panasonic NV-F50 (4 Hour)	\$14.95
TDK SA C-90	\$2.72		
TDK SA C-60	\$2.19		

Call or write for super low prices on Maxell tapes.

CARTRIDGES audio-technica		SHURE	
AT-20 SS	\$129.50	M95HE	\$24.95
AT-15 SS	\$89.50	VIS TYPE IV	\$69.95
AT-14 SA	\$49.95	VIS TYPE III	\$59.95
AT-12 SA	\$49.95	M95ED	\$29.75
AT-10	\$12.00	M95FD	\$7.00
<b>STANTON</b>		M4E	\$13.95
881S	\$72.50	M70EJ	\$9.90
881EE S	\$55.00		
881EE	\$42.00		
880CE	\$24.95		
500E	\$12.50		

EMPIRE		PICKERING	
2000Z	\$59.90	XSV3000	\$49.95
2000T	\$31.50	XV151200E	\$39.95
2000RH	\$19.50	XV15750E	\$32.50
4000H	\$29.90	XV1525E	\$25.77
		XV15400E	\$22.45


HEADPHONES SENNHEISER		KOSS	
HD-470	\$60.88	PRO 4AA	\$39.90
HD-430	\$74.40	PRO 4 AAA	\$48.00
HD-400	\$68.58	HV1	\$29.97
HD-414	\$44.88	HV1LC	\$19.97
HD-424	\$65.28	K5A	\$19.97

HOW TO ORDER: For shipment within 48 hours, send money order or certified check. Two weeks delay on personal checks. Please add \$3.50 per order for shipping & handling. (\$5.50 for orders outside U.S.). N.Y.S. residents add tax. No C.O.D.'s. All merchandise 100% guaranteed, brand new & factory fresh.



33 PARK ROW, DEPT. PE, NEW YORK, N.Y. 10038  
ORDER TOLL FREE (800) 221-8180  
CALL OR WRITE FOR FREE 120 PAGE CATALOG

CIRCLE NO. 34 ON FREE INFORMATION CARD



# Computer Bits

By Hal Chamberlin

## COMPUTER MUSIC

COMPUTERS can create music either by controlling external (usually bus-connected) sound-synthesizer hardware or by using software to create the desired waveforms within the computer. Although the software approach has the greater potential, at this time, better results are obtained using hardware synthesis.

Probably the first software synthesis "music" program was written for the original Altair-8800 computer. It allowed the minimal 256-byte machine to play a simple melody a few dozen notes long using an AM radio in close proximity to the computer or an audio amplifier connected to a front-panel LED as the output method. A more sophisticated program along these lines, called the Music System, was later offered by Processor Technology. It allowed three simultaneous tones to be synthesized using the Interrupt Enable line of the S-100 bus as the output signal. Using three independent tones, it was possible to create chords, the melody line, counterpoint, or bass-parts of music.

Although these purely software techniques required little or no hardware for sound generation, they invariably created buzzy reed-like tones. It is safe to say that every computer on the market (and even one brand of hand-held calculator) has a music program of this sort available for it. Although sound quality is extremely limited, some of the software for entering notes into the computer is quite imaginative.

The better software synthesis systems make use of a digital-to-analog converter (DAC). Basically, a DAC is a device that can accept a high-speed data stream from the computer and generate a waveform directly corresponding to those numbers, much like plotting a graph. Though DAC's used to be very expensive devices, one can now be built from scratch for a few dollars (see "Computer Bits," Sept. 1976) or purchased ready to plug into a computer for about \$50.

The secret of success when using a DAC is to write a program that can compute the data corresponding to desired sounds at a rate high enough (8000 numbers/second or more) for acceptable sound quality. The October 1976 "Computer Bits" column in fact gave a listing of a program that could synthesize accurate telephone TouchTones complete with the necessary sine waveshape using nothing but a DAC. Since TouchTones are actually two tones sounding simultaneously, producing waveshapes other than square or pulse, this was the first step toward improved microcomputer music synthesis.

The sine waveform was actually obtained from a table in memory. Knowing this, it should therefore be possible to change the

stored waveform to anything desired and thus add the dimension of timbre to low-cost microcomputer music synthesis. This in fact is exactly what Newtech Computer Systems, Inc. did with its model 80 music board for S-100 bus computers and associated software. In addition, the TouchTone program was modified for three simultaneous tones with greater pitch accuracy and routines were added for computing waveforms having desirable harmonic content. The most important point, though, is that these two systems represented a quantum leap in microcomputer software synthesis sound quality.

A couple of years ago, Micro Technology Unlimited announced its DAC based music synthesis system for the KIM-1 microcomputer. The DAC board supplied with the system was an improved design with full 8-bit resolution, a sophisticated low-pass filter (essential to realize the full potential of 8-bit conversion), and a low-power audio amplifier.

HUH Electronics, with its "Petunia," was the first source to offer a DAC-based music system to Commodore PET users. Although the DAC hardware and associated software were below the level established by Newtech and Micro Technology, they nevertheless gave PET owners much better sound quality than previously. Now Micro Technology Unlimited has adapted its KIM-1 system to the PET, giving the latter's user a "state-of-the-art" software synthesis system. Apple II users can get substantially the same system under the name "Micro Composer" from Micro Music, Inc. The big difference is an extremely sophisticated music-entry program which makes full use of Apple II high resolution graphics capability to display the actual music score in motion while the music is being played!

**Hardware Synthesizers.** During the last three years, several hardware music synthesizers have been introduced. When using a hardware synthesizer, the computer needs only to instruct it as to the desired tone frequency, amplitude, timbre, etc., and the board takes over actual waveform generation. The main advantage of these boards is that the computer has lots of time for other functions such as updating a video display, scanning a keyboard, or directly interpreting a score. In fact, it is even practical to control a hardware synthesizer from BASIC, an impossibility with a software synthesis system. Another advantage is that more sophisticated tones with amplitude and even timbre envelopes can be easily synthesized.

For S-100 users there are two hardware synthesizer boards currently available. Each can synthesize only one tone, but that tone

can be controlled with a great deal of precision. Thus, chords and multi-part music will require three or more boards.

The Solid State Music SB1 synthesizer board, for example, offers a 9-octave range and a waveform memory capable of holding 8 different, 32-step waveforms. While playing a note, the board is capable of automatically sequencing through four of these waveforms, which results in a more interesting and realistic timbre. A hardware envelope generator with programmable shape is also present.

The ALF Products AD8 synthesizer board spans only 7 octaves, but gives more accurate pitches while the timbre is stored as a single 128-point waveform. A sophisticated four-part envelope generator in which each part is independently programmable is also provided. A distinct advantage of the ALF board is that its digitally synthesized waveform is filtered by a programmable lowpass filter which gives it a cleaner sound quality.


Hardware synthesizers for other computers are not nearly as comprehensive as the preceding two, but they do exist. ALF has a synthesizer board for the Apple II which can generate three tones at once (see Computer Bits, October 1979 for details). The tones are limited to rectangular waveforms, but independent envelopes are provided. The RCA COSMAC VIP is endowed with a synthesizer accessory as well. This board can produce two square-wave tones with amplitude envelopes. A companion board can produce percussive sounds, such as drums, under program control.

**Future Prospects.** Future prospects for microcomputer synthesized music are exciting indeed; most of the activity is likely to be in the DAC-software area. New developments will be fueled primarily by continuing decreases in the cost of memory and disk storage coupled with increases in microcomputer speed. An experimental PET-based music system using DAC hardware has been demonstrated which can give an independent amplitude envelope to each harmonic in a tone. This results in fairly realistic instrument sounds as well as increased ability to conjure up new sounds. The technique requires a lot of memory, but "fully-stuffed" systems are becoming quite common these days.

By now most readers have read about the advantages of digital audio. Digital audio playback systems using home video recorders are being brought to market, and systems using video disks are expected in the future. These promise fidelity significantly higher than that available from today's tapes and disks.

The significance of this is that digital audio systems are nothing more than DAC's being fed a string of numbers—although more bits and higher speeds are used than have been discussed. With the increasingly common double-density floppy disks and even hard disks being used with microcomputers, it becomes feasible to use software to compute highly accurate sound waveforms and write resulting numbers on the disk.

After the numbers are written (which may take many times the duration of the piece), they can be read back at high speed and sent to the DAC. The synthesized sound quality possible with this approach is so high that there is essentially no limit as to what can be achieved in this way.



Featuring **RCA 1802 COSMAC CPU**

Own a powerful home computer system, starting for just \$99.95—a price that gets you up and running the very first night... with your own TV for a video display. \$99.95 ELF II includes RCA 1802 8-bit microprocessor addressable to 64k bytes with DMA, interrupt, 16 registers, ALU, 256 byte RAM, full hex keyboard, two digit hex output display, stable crystal clock for timing purposes, RCA 1801 video IC to display your programs on any video monitor or TV screen and 5-slot plug-in expansion bus (uses connectors) to expand ELF II into a giant!

**ELF II Explodes Into A Giant!**

Master ELF II's \$99.95 capabilities, then expand with GIANT BOARD KLUGE BOARD...4k RAM BOARDS...TINY BASIC...ASCII KEYBOARD...LIGHT PEN...ELF-BUG MONITOR...COLOR GRAPHICS & MUSIC SYSTEM...TEXT EDITOR...ASSEMBLER...DISASSEMBLER...VIDEO DISPLAY BOARD...and, another great reason for getting your ELF now—

**BREAKTHROUGH!**

Netronics proudly announced the release of the first 1802 FULL BASIC, written by L. Sandlin, with a hardware floating point RPN math package (requires 8k RAM plus ASCII and video display boards), \$79.95 plus \$2 p&h. Also available for RCA VIP and other 1802 systems Board includes area for a ROM version.

**Master This Computer In A Flash!**

Regardless of how minimal your computer background is now, you can learn to program an ELF II in almost no time at all. Our Short Course On Microprocessor & Computer Programming—written in non-technical language—guides you through each of the RCA COSMAC 1802's capabilities, so you'll understand everything ELF II can do...and how to get ELF II to do it! Don't worry if you've been stumped by computer books before. The Short Course represents a major advance in literary clarity in the computer field. You don't have to be a computer engineer in order to understand it. Kept to ELF II, it's loaded with "hands on" illustrations. When you're finished with the Short Course, neither ELF II nor the RCA 1802 will hold any mysteries for you.

In fact, not only will you now be able to use a personal computer creatively, you'll also be able to read magazines such as BYTE, INTERFACE AGE, POPULAR ELECTRONICS and PERSONAL COMPUTING and fully understand the articles. And, you'll understand how to expand ELF II to give you the exact capabilities you need!

If you work with large computers, ELF II and the Short Course will help you understand what they're doing.

**Get Started For Just \$99.95, Complete!**

\$99.95 ELF II includes all the hardware and software you need to start writing and running programs at home, displaying video graphics on your TV screen and designing circuits using a microprocessor—the very first night—even if you've never used a computer before.

ELF II connects directly to the video input of your TV set, without any additional hardware. Or, with an \$8.95 RF modulator (see coupon below), you can connect ELF II to your TV's antenna terminals instead.

ELF II has been designed to play all the video games you want, including a fascinating new target/missile gun game that was developed specifically for ELF II. But games are only the icing on the cake. The real value of ELF II is that it gives you a chance to write machine language programs—and machine language is the fundamental language of all computers. Of course, machine language is only a starting point. You can also program ELF II with assembly language and tiny BASIC. But ELF II's machine language capability gives you a chance to develop a working knowledge of computers that you can't get from running only

**Write and run programs—the very first night—even if you've never used a computer before!**

You're up and running with video graphics for just \$99.95 — then use low cost add-ons to create your own personal system that rivals home computers sold for 5-times ELF II's low price! pre-recorded tape cassettes.

**ELF II Gives You The Power To Make Things Happen!**

Expanded, ELF II can give you more power to make things happen in the real world than heavily advertised home computers that sell for a lot more money. Thanks to an ongoing commitment to develop the RCA 1802 for home computer use, the ELF II products—being introduced by Netronics—keep you right on the outer fringe of today's small computer technology. It's a perfect computer for engineering, business, industrial, scientific and personal applications.

Plug in the GIANT BOARD to record and play back programs, edit and debug programs, communicate with remote devices and make things happen in the outside world. Add Kluge (prototyping) Board and you can use ELF II to solve special problems such as operating a complex alarm system or controlling a printing press. Add 4k RAM Boards to write longer programs, store more information and solve more sophisticated problems.

ELF II add-ons already include the ELF II Light Pen and the amazing ELF-BUG Monitor—two extremely recent breakthroughs that have not yet been duplicated by any other manufacturer.

The ELF-BUG Monitor lets you debug programs with lightning speed because the key to debugging is to know what's inside the registers of the microprocessor. And, with the ELF-BUG Monitor, instead of single stepping through your programs, you can now display the entire contents of the registers on your TV screen. You find out immediately what's going on and can make any necessary changes.

The incredible ELF II Light Pen lets you write or draw anything you want on a TV screen with just a wave of the "magic wand." Netronics has also introduced the ELF II Color Graphics & Music System—more breakthroughs that ELF II owners were the first to enjoy!

**ELF II Tiny BASIC**

Ultimately, ELF II understands only machine language—the fundamental coding required by all computers. But, to simplify your relationship with ELF II, we've introduced an ELF II Tiny BASIC that makes communicating with ELF II a breeze.

**Now Available! Text Editor, Assembler, Disassembler And A New Video Display Board!**

The Text Editor gives you word processing ability and the ability to edit programs or text while it is displayed on your video monitor. Lines and characters may be quickly inserted, deleted or changed. Add a printer and ELF II can type letters for your e-mail free-plus print names and addresses from your mailing list!

ELF II's Assembler translates assembly language programs into hexadecimal machine code for ELF II use. The Assembler features mnemonic abbreviations rather than numerics so that the instructions on your programs are easier to read—this is a big help in catching errors.

ELF II's Disassembler takes machine code programs and produces assembly language source listings. This helps you understand the programs you are working with...and improve them when required.

The new ELF II Video Display Board lets you generate a sharp, professional 32 or 64 character by 16 line upper and lower case display on your TV screen or video monitor—dramatically improving your unexpanded \$99.95 ELF II. When you get into longer programs, the Video Display Board is a real blessing!


**Now Available!**

- A-D/D-A Board Kit includes 1 channel (expandable to 4) D-A, A-D converters, \$39.95 plus \$2 postage & handling.
- PILOT Language—A new text-oriented language that allows you to write educational programs on ELF II with speed and ease! Write programs for games...unscrambling sentences...spelling drills...fill in the missing word! tests, etc! PILOT is a must for any ELF II owner with children. PILOT Language on cassette tape, only \$19.95 postpaid!
- Game Package on cassette tape (requires 4k RAM), \$9.95 plus \$2 postage & handling.

Clip Here and Attach to Your Order Below!

Netronics R&D Ltd., Dept PE-11  
333 Litchfield Road, New Milford, CT 06776

Yes! I want my own computer! Please rush me—



- Power Supply (required) \$4.95 postpaid
- RCA 1802 User's Manual \$5 postpaid
- Tom Pittman's Short Course On Microprocessor & Computer Programming teaches you just about everything there is to know about ELF II on any RCA 1802 computer. Written in non-technical language it's a learning breakthrough for engineers and laymen alike \$5 postpaid

**ALSO AVAILABLE FOR ELF II**

- GIANT BOARD™ kit with cassette I/O RS 232 C I/O 16 bit F/I/O decoders for 14 separate I/O instructions and a system monitor/editor \$39.95 plus \$2 p&h
- Kluge (Prototype) Board accepts up to 16 IC's \$17.00 plus \$1 p&h
- 4k State RAM kit, addressable to any 4k page to 64k \$89.95 plus \$3 p&h
- Gold plated 86-pin connectors (one required for each plug-in board) \$5.70 ea. postpaid
- Expansion Power Supply (required when adding 4k RAM) \$34.95 plus \$2 p&h
- Professional ASCII Keyboard kit with 128 ASCII upper/lower case set 96 printable characters, onboard regulator, parity, logic selection and choice of 4 hand shaking signals to mate with almost any computer \$64.95 plus \$2 p&h
- Deluxe metal cabinet for ASCII Keyboard. \$19.95 plus \$2 p&h
- Video Display Board kit lets you generate a sharp professional 32 or 64 character by 16 line upper and lower case display on your TV screen or video monitor—dramatically improving your unexpanded \$99.95 ELF II kit if inside ASCII Keyboard cabinet) \$89.95 plus \$2 p&h
- ELF II Tiny BASIC on cassette tape. Comments include SAVE I/OAD. ✕ + I

- Deluxe Metal Cabinet with pleiglas dust cover for ELF II \$29.95 plus \$2 p&h
- I am also enclosing payment (including postage & handling) for the items checked below!
- I want my ELF II wired and tested with power supply, RCA 1802 User's Manual and Short Course—all for just \$149.95 plus \$3 p&h

**PHONE ORDERS ACCEPTED!**  
Call (203) 354-9375

Total Enclosed \$ \_\_\_\_\_  
(Conn res add tax)

CHARGE IT! Exp. Date \_\_\_\_\_  
 Visa  Master Charge  
(Bank # \_\_\_\_\_)

Account # \_\_\_\_\_

26 variables A-Z LET IF/THEN INPUT PRINT! GO TO GO SUBS RETURN END REM CLEAR LIST RUN GOTO PREFIX POKÉ Comes fully documented and includes alphanumeric generator required to display alphanumeric characters directly on your TV screen with out additional hardware. Also plays tic-tac-toe plus a drawing game that uses ELF II's hex keyboard as a joy stick. 4k memory required. \$14.95 postpaid

Tom Pittman's Short Course on Tiny Basic for ELF II \$5 postpaid

ELF-BUG™ Deluxe System Monitor on cassette tape. Allows displaying the contents of all registers on your TV at any point in your program. Also displays 24 bytes of memory with full addresses, blinking cursor and auto scrolling. A must for the serious programmer! \$14.95 postpaid

Text Editor on cassette tape gives you the ability to insert, delete or edit lines and words from your programs while they are displayed on your video monitor. (Add printer and you can use ELF II to type error-free letters plus insert names and addresses from your mailing list.) \$19.95 postpaid

Assembler on cassette tape translates assembly language programs into hexadecimal machine code for ELF II use. Mnemonic abbreviations for instructions (rather than numerics) make programs easier to read and help prevent errors. \$19.95 postpaid

Disassembler on cassette tape takes machine code programs and produces assembly language source listings to help you understand and improve your programs \$19.95 on cassette tape

SAVE \$9.90—Text Editor, Assembler & Disassembler purchased together only \$49.95! (Require Video Dis Board plus 4k memory.)

ELF II Light Pen, assembled & tested. \$7.95 plus \$1 p&h

ELF II Color Graphics & Music System Board kit \$49.95 plus \$2 p&h

ELF II connects directly to the video input of your TV set without additional hardware. To connect ELF II to your antenna terminals instead order RF Modulator. \$8.95 postpaid

Comming Soon: A-D D-A Converter Controller Board and more!

Print Name \_\_\_\_\_

Address \_\_\_\_\_

City \_\_\_\_\_

State \_\_\_\_\_ Zip \_\_\_\_\_

DEALER INQUIRIES INVITED



# Software Sources

By Leslie Solomon  
Technical Director

**TRS-80 Battleship.** This new and updated version of the old game Battleship is available for TRS-80 16K Level-II machines. It provides one-on-one battle in easy, medium or hard modes, with graphic display. \$15.98 from Semi-Sentient Software, Box 683, New York, NY 10001 (Tel: 212-858-3400).

**6502 Macro Assm/Editor.** The 6502 ASSM/TED is written for the PET, Apple-II and SYM computers, with versions being prepared for the KIM, OSI, Atari, and Aim systems. It is written in assembly language and occupies 8K starting at 2000 hex. ASSM/TED provides 27 commands and 22 pseudo ops. Features include macro and conditional assembly support; macro nesting; extensive

text editing commands including automatic line numbering and string search and replace, tape load/record and append commands; vectors for interfacing to a disk; free format assembler and command source input; and a source syntax format assembler and command source input; and a source syntax similar to MOS Technology specs. \$49.95 (specify PET, Apple or SYM). Carl Moser, Software Consultant, 3239 Linda Drive, Winston-Salem, NC 27106.

**6800 FORTRAN.** Producing relocatable object code in Motorola-compatible format, this compiler runs under the Smoke Signal DOS-68 DOS and is complemented by Smoke Signal's Linking Loader. The Fortran requires 24K of RAM, has data initialization capability, arithmetic and logical IF statements, and handles sequential access files with four files opened at one time. Library Fortran subroutines can be built. The integer range is from -32,767 to +32,767 and its magnitude range is approximately  $10^{-78}$  through  $10^{78}$  with 7.2 decimal digits of precision. Price is \$99. Smoke Signal Broadcasting, 31336 Via Colinas, Westlake Village, CA 91361 (Tel: 213-889-9340).

**8086 BASIC.** BASIC-86 is designed to run with the 16-bit 8086 processor, and supports all the well-known commercial language features of the other Microsoft BASIC's. It is compatible with Microsoft 5.0 for use with the 8080. It features double-precision arithmetic, trace facilities, full PRINT USING, nested IF/THEN/ELSE, error trapping, renumbering

and edit modes. BASIC-86 also supports some new features including WHILE/WEND, CHAIN and COMMON statements to link programs and share variables, dynamic string space allocation, and variable names up to 40 characters in length. It meets all the qualifications of ANSI subset standard for BASIC. It is available in two versions: Extended at \$350 and Standalone Disk at \$600 both for Intel SBC 86/12. Microsoft, 10800 NE 8th, Suite 819, Bellevue, WA 98004 (Tel: 206-455-8080).

**Apple Statistic Package.** This software package for the Apple II includes its own scientific management system and a battery of programs for curve fitting, probability, general statistics, distribution and test statistics. It utilizes the high resolution mode of the Apple for curve fitting using linear, exponential, logarithmic or power relationships. System probability elements include analysis for permutations, combinations, and factorials. Random tables are included, plus a host of distributions. Requires 32K of RAM and one disk \$89.95. Charles Mann & Associates, Micro Software Div., 7594 San Remo Trail, Yucca Valley, CA 92284 (Tel: 714-365-9718).

**1802 Graphics.** The Super Graphics Control Program contains the modifications necessary to create a full-screen graphics display on the TEC, Netronics, VIP or Super Elf systems. The program features 31 commands full function cursor, auto-repeat, de-bounce, and tone cursor. The program takes between 1024 and 1536 bytes depending on

## THE MICROCOMPUTER MART COMPUTER RETAIL STORES

Advertisement

### CALIFORNIA

**Omega Microcomputers**  
Quality Personal-Business Systems  
Apple 11 - Alpha Micro  
3447 Torrance Boulevard  
Torrance, CA 91344  
(213) 370-1589

**Rainbow Computing**  
Complete Apple 11 Line  
9719 Rasceda Blvd.  
Northridge, CA 91324  
(213) 349-5560

### FLORIDA

**Computer Age, Inc.**  
Service, Support, Professionalism  
At a Very Affordable Price  
1308 North Federal Highway  
Pompano Beach, FLA 33062  
(305) 946-4999

**Computer Center of The Palm Beaches**  
The Microcomputer Specialists  
2827 Exchange Court  
West Palm Beach, FLA 33409  
(305) 689-3233

### GEORGIA

**Graham Business Computer**  
Featuring Full Line Ohio Scientific  
5725 Buford Highway  
Suite 216  
Atlanta, GA 30340  
(404) 457-8540

### MARYLAND

**Comm. Center Inc.**  
Exidy Sorcerer  
Call Toll Free  
Laurel Plaza - Rt. 198  
Laurel, MD 20810  
(800) 638-4486

### MICHIGAN

**Computer Center**  
Business Systems/Personal Systems  
28251 Ford Road  
Garden City, MI 48135  
(313) 422-2570

**The Computer Mart**  
We Will Not Be Undersold  
560 W. 14 Mile Road  
Clawson, MI 48017  
(313) 288-0040

### NEW JERSEY

**Computer Mart of New Jersey**  
The Microcomputer People (R)  
501 Route 27  
Iselin, NJ 08830  
(201) 283-0600

### OHIO

**Band-Orch, Inc.**  
Complete Ohio Scientific Line  
337 East State Street  
Alliance, Ohio 44601  
(216) 821-2600

### PENNSYLVANIA

**Ripley Computers**  
Affordable Computers For  
Business/Churches/Home/Personal  
126 N. Main Street  
Souderton, PA 18964  
(215) 723-1509

Dealers: For information about how to have your store listed in THE MICROCOMPUTER MART, please contact:  
POPULAR ELECTRONICS, One Park Ave., New York, N.Y. 10016 • (212) 725-3568.



# FREE CATALOG

Audio—Computers  
Instruments  
Kits & Assembled

COMPUTER  
PRODUCTS  
CATALOGUE



Southwest Technical Products Corporation  
219 W. RHAPSODY  
SAN ANTONIO, TEXAS 78216

CIRCLE NO. 66 ON FREE INFORMATION CARD

## ISO TIP<sup>®</sup> Industrial 30 Soldering Iron

27W iron with  
long-life element



Voltage-reducing diode prolongs the element life. And in the unlikely event of failure, element can be replaced in minutes.

Long-life iron-coated tip design (1/8" standard) reduces need for filing. Lightweight and balanced with clip-on hook and "on" indicator light. Other tips and safety stand available. Ask your electronics parts distributor.

Production 50 iron, too. 50W iron maintains temperature at any setting between 200°-400°C with ± 2% accuracy.

WAHL CLIPPER CORPORATION  
Sterling, Illinois 61081 • (815) 625-6525  
"Manufacturing Excellence Since 1919"

CIRCLE NO. 73 ON FREE INFORMATION CARD

NOVEMBER 1979

the resolution selected. The program produces an audio-visual error message when improper command syntax is detected. The listing is 10 pages long and costs \$6.50. John T. Carter, 36 Grouse Drive, Brentwood, NY 11717.

**TRS-80 BASIC.** Over 70 nontrivial commands are added to TRS-80 BASIC using Infinite-BASIC. Any combination of these added commands can be packaged and loaded into any selected memory location to minimize memory requirements. Complete matrix functions added include: matrix read, inverse, transpose, identity and simultaneous equations; add, subtract or multiply scalars, vectors or multidimensional arrays; dynamically reshape, expand, delete arrays; change arrays in mid program; copy array elements; set arrays to scalar, zero arrays, and move arrays; tape array read and write including string arrays. Complete string functions added include: left and right justify, truncate, rotate, text justification, string centering, deletion or insertion of substrings, pack strings, convert to upper or lower case; translate characters, reverse strings, verify, test number of occurrences; masked string search for simple or array variables; encrypt or decrypt strings; compress/uncompress character string arrays to six bits or less per character; and a sorting program that can handle 1000 elements in nine seconds. \$49.95. RACET Computes, 702 Palmdale, Orange, CA 92665 (Tel: 714-637-5016).

**Software Listings.** The following listings are available in book form and include all working details: CP/68 (M6800) Operating System (\$34.95) is a disk-based system that can be expanded and has a device independent I/O, sequential and random file access, dynamic allocation and expansion of files, command files, chaining and overlaying of user programs, fits in less than 8K and can be relocated anywhere in memory and has an extended instruction set including 19 6809-type instructions. XA6809 Cross Assembler for M6800's (\$24.95) is a two-pass macro cross assembler that generates relocatable and linkable code (uses LINK68). Resident in a 6800 machine it can produce 6809 code. It produces a listing, a sorted symbol table, a cross-reference file and relocatable object code. STRUBAL + Compiler (\$49.95) is written in 6800 assembler language and is a three-pass extensible compiler that provides disk-based high-level language for computers having at least 24K of RAM. STRUBAL is a structured language featuring elements of BASIC, PL/M, COBOL and assembly language (requires LINK68). RA6800ML Resident Assembler (\$24.95) is a two-pass macro assembler that generates relocatable and linkable object code (requires LINK-&). It produces a listing, sorted symbol table, cross reference file and relocatable object code. All Motorola defined opcodes are recognized. LINK68 Linking Loader (\$7.95) is a one-pass linking loader that allows separately translated, relocatable and linkable modules to be loaded and linked to form a single executable load module. It produces a load map and a load module in MIKBUG format, and requires only 2K. Hemenway Associates Inc., Tremont St., Boston, MA 02108.

**TRS-80 DOS.** The DOS+ is available in both 35- and 40-track versions and will execute all TRS-80 commands. It also works with



John Simonton's time-proven design provides two envelope generators VCA, VCO & VCF in a low cost, easy to use package.

Use alone with its built-in ribbon controller or modify to use with guitar, electronic piano, polytonic keyboards, etc.

The perfect introduction to electronic music and best of all, the Gnome is only \$59.95 in easy to assemble kit form. Is it any wonder why we've sold thousands?

( ) Send GNOME MICRO-SYNTHESIZER Kit (\$59.95 plus \$2.00 postage)  
( ) GNOME MICRO-SYNTHESIZER (Fully Assembled) \$100.00 plus \$2 postage  
( ) Send FREE CATALOG

name: \_\_\_\_\_  
address: \_\_\_\_\_  
city: \_\_\_\_\_ state: \_\_\_\_\_ zip: \_\_\_\_\_

BAC/VISA MC card no. \_\_\_\_\_  
DEPT. 11-P  
1020 W. WILSHIRE, OKLAHOMA CITY, OK 73116

CIRCLE NO. 56 ON FREE INFORMATION CARD



## 10% OFF

### Radio Shack TRS-80 and accessories (full warranty)

All printers below interface to TRS-80

CENTRONICS  
779-1, no tractor, list \$1245 ..... \$ 949  
779-2 with tractor, List \$1350 ..... 1049  
702-2 with tractor VFU, List \$2480 ..... 1995  
703-2 with tractor VFU, List \$2975 ..... 2395  
730-1 parallel interface, List \$995 ..... 895  
T.I. 810 for TRS-80, List \$1940 ..... \$1735  
NEC Spinwriter for TRS-80, letter-quality, 55 cps ..... \$2475

TRS-80 DISK DRIVES  
AS LOW AS \$369

f.o.b. Syracuse, New York. Prices subject to change and offers subject to withdrawal without notice. WRITE FOR FREE CATALOG

## MiniMicroMart

1618 James St., Syracuse NY 13203  
(315) 422-4467 TWX 710-541-0431  
CIRCLE NO. 44 ON FREE INFORMATION CARD

11-PE

name \_\_\_\_\_


address \_\_\_\_\_

city \_\_\_\_\_ state \_\_\_\_\_

zip \_\_\_\_\_

## MAIL THIS COUPON AND WE'LL SEND YOU THE BEST SPEAKER CATALOG YOU EVER READ!

No kidding. Speakerlab's catalog took longer to write than some of our competitors have been in business. In fact, we created an industry by "building great kits so you can afford great speakers." Our catalog is an invaluable



manual of speaker function and design. And, it will introduce you to the finest speaker kits made anywhere...with the strongest money-back guarantee. Find out for yourself...FREE, FREE, that is. Mail the coupon now.

# Speakerlab®

Dept. 11-PE 735 N. Northlake Way  
Seattle, WA 98103

### SOFTWARE (Continued)

assembler language or high-level languages that use DOS routines for character input and output. It features a basic reference command for variables and numbers, a renumber routine, a keyboard debounce routine, a print screen option under DOS or BASIC to a line printer, copy commands for back up between drives, execution of DOS commands from BASIC, scrolling and invocation commands, a hexdump utility to examine or modify disk or memory locations, an editor/assembler with disk I/O and cross-reference feature, a disassembler, a load module for transferring machine tapes to disk, storing and retrieving Level I programs on disk, a diskdump routine, and a DIRCHECK program to test a directory and list/display the contents in alphabetical

order. \$99 for 35-track and \$110 for 40-track versions. Microcomputer Technology Inc., 2080 S. Grand Ave., Santa Ana, CA 92705 (Tel: 714-979-9923).

**TRS-80 Software.** Radio Shack has introduced a new series of programs for business, engineering, educational, laboratory and home use (including games). They are available for both Level I and Level II machines, and on diskette. The programs include General Ledger (diskette only), Disk Mailing List (diskette only), Cassette Mailing List, Inventory Control System (diskette only), Statistical Analysis (Level-I only), Double-Precision Subroutine (Level-II only), Advanced Statistical Analysis (Level-II), RS232C Communications Software (Level II)

**IMPROVE YOUR COST/PERFORMANCE RATIO 3 DB\*  
PUT YOUR MONEY WHERE IT REALLY COUNTS, IN QUALITY  
COMPONENTS AND A HIGH PERFORMANCE DESIGN.  
BUY A PHOENIX SYSTEMS KIT.**

FOR SALE:

PARAMETRIC EQUALIZER KIT	P-94-S	\$ 99.00
ANALOG DELAY LINE KIT (MONO)	P-1220-M	\$ 50.00
(3.75 KHZ @ 40 MS.) (STEREO)	P-1220-S	\$ 75.00
TAPE NOISE REDUCTION KIT	P-518-S	\$ 59.00
BI-FET PREAMP KIT	P-1130-PA	\$ 90.00
BI-FET PA/DISCO MIXER KIT	P-1130-DM	\$130.00

SEND FOR SPECS/CATALOG

**PHOENIX SYSTEMS/375 SPRINGHILL ROAD/MONROE, CONN. 06468**

\*3DB FIGURE BASED ON APPROXIMATE DOUBLING OF DBS (DOLLAR POWER)

CIRCLE NO. 61 ON FREE INFORMATION CARD

7400 TTL	7400 TTL CON'T	T.I./M.M.I.	74LS241
7400 .18	74107 .35	74LS240 IN	74LS244
7408 .21	74141 .85	74LS243 STOCK	74LS373
7410 .18	74155 .80	74LS374	10 EACH \$2.45
7412 .34	74157 .80		
7413 .65	74161 .85		
7416 .32	74165 .85		
7420 .20	74175 .90		
7425 .30	74181 1.35		
7427 .32	74195 .95		
7437 .28	74279 .75		
7438 .28	74367 .75		
7440 .18	74393 1.95		
7451 .18	MISC TTL		
7454 .18	74LS00 .40		
7454 .18	74LS03 .35		
7474 .35	74LS09 .55		
7475 .55	74LS20 .40		
7485 .85	74LS26 .50		
7490 .40	74LS27 .45		
7492 .50	74LS74 .99		
7493 .50	74LS122 .55		
7495 .70	74LS157 1.50		
MC1488P LINE DRIVER	★ 89c		
MC1489P LINE RECEIVER			
2708 450ns AMD. SGS			
1024X8 EPROM	\$ 8.50		
6301-1J 256X4 PROM	\$ 1.65		
SOROC TERMINAL	\$ 759.00		
CONCORD COMPUTER COMPONENTS			
1973 SO. STATE COLLEGE - ANAHEIM, CA. 92806			
Visa- Master Charge	Minimum Order-10.00		
Check or M.O.	Add 1.00 for Frt.		
No COD	Cal. Res. add 6%		
(714) 937-0641			

CIRCLE NO. 13 ON FREE INFORMATION CARD

## New From ECI

- **Selectric I/O Interface Controller** — For IBM Selectric I/O typewriters. Uses standard parallel port driver. Automatic case control. (Some typewriter modification may be required.) Less connectors. With full instructions. **\$289.00**
- **Cassette to Parallel Converter** — Use with Selectric I/O interface to run a typewriter or other parallel device from your cassette output. Works with T-BUG or similar monitor program. Software listing supplied. **\$69.95**
- **AGC Box** — Set level and forget it. Tape levels automatically corrected. Includes tape deck control switch and data indicator. **\$29.95**
- **I.C. Tester** — Tests most common 7400 and 4000 type I.C.'s. Convenient bench-top module. **\$199.95**
- **Universal PROM Programmer** — Bench-top unit programs most PROM types with single switch setting. **\$990.00**

Will accept: Master Charge, Visa or COD

# ECI

ELECTRO CONTROLS, INC.  
6951 Southgate, San Diego, CA 92119

CIRCLE NO. 25 ON FREE INFORMATION CARD

for use with phone interface, Real Estate (Level II), Level-I BASIC Course, Math 1, Algebra 1, Level-II BASIC Course, Other programs include Editor/Assembler, T-Bug Monitor, Level-II Line Renumber. Games include Blackjack/Backgammon, Quick Watson, Microchess with three levels of play, Micro Music, Micro Movie and Micro Marquee. Available at Radio Shack stores and dealers.

**STRING Bit.** This is a collection of FORTRAN character string handling routines, including a library of custom routines that can be user expanded. It is ideally suited for FORTRAN applications requiring command identification, parsing and interpretation, editing, character string file management, inquiry systems and report preparation. It includes source code for all libraries and programs, in FORTRAN, and is distributed on 5" or 8" CP/M compatible soft-sectored diskette for \$45. Key Bits, Inc., Box 592263, Miami Fl 33159.

**General Ledger.** Features ECOSOFT's new Skip Sequential file structure that performs disk write operations with the speed of random access files, but is not limited to fixed file lengths. This results in increased speed and conservation of disk space. The 75K General Ledger package is divided into 18 sub-programs so that hardware requirements are reduced to 12K of user memory, one disk drive and optional printer. Uses North Star Release 4 DOS and BASIC, single or double density. \$99.95. ECOSOFT, POB 68602, Indianapolis, IN 46268.

**Software Catalog.** A catalog of dozens of games and business programs for the TRS-80, PET, and APPLE-II, including TRS-80 PILOT, and a number of general utility programs is available from Mad Hatter Software, 900 Salem Rd., Dracut MA, 01826 (Tel: 617-682-8131).

**6502 System Software.** The CRS-DOS for the 6502 includes a general purpose monitor, routines for handling parallel and serial I/O, cassette tape file handling, and floppy disk processing routines. Routines include assembler, BASIC (optional), copy disk files, and HELP that produces a list of all commands on the console. The user can program his own routines or add specialized commands to the list. Another feature is that the user has access to all features of the computer system including pages zero and one (stack) and all interrupt processing. The CRS-DOS can process sequential, indexed, indexed sequential, program load or data files. It can be used with an optional Editor/Assembler. \$125. CGRS Microtech, POB 368, Southampton, PA 18966 (Tel: 215-757-0284).

**TRS-80 Stuff.** Several machine-language games are now available. These include ZCHESS providing seven levels of difficulty and six moves "look ahead" for \$17.95; BACK-40 a backgammon game that also permits doubling for \$14.95; and DR. CHIPS a program based on the famous ELIZA program for \$14.95. The Software Association, P.O. Box 58365, Houston, TX 77058.

## An Introduction to Microcomputers:

### Volume 0 - The Beginner's Book by Adam Osborne

This is a book for the complete beginner in the field of microcomputers. **The Beginner's Book** describes the component parts of a microcomputer system, and relates them to the world of the individual computer hobbyist. It introduces basic microcomputer terminology and discusses the general concepts behind microcomputer functioning (which will prepare you for the next book in the series, **Volume 1**).



### Volume 1 - Basic Concepts by Adam Osborne

Long our best-seller, **Basic Concepts** presents a framework of ideas concerning the design and use of microcomputers. It leads the reader from elementary logic and simple binary arithmetic through concepts that are characteristic of all microcomputers. It tells how to take ideas and create final products from them through the use of microcomputers. All aspects of microcomputers are covered.

### Order Form

Title	Qty	Price	Amt
Vol. 0 Beginner's Book		\$7.95	
Vol. 1 Basic Concepts		\$9.50	
Calif. residents tax			
Shipping			
TOTAL			


Calif. residents tax  
6 1/2% BART, 6% others  
Shipping — allow 4 weeks  
45¢ per book USA, \$4.00 foreign

Name: \_\_\_\_\_

Address: \_\_\_\_\_

City: \_\_\_\_\_ State: \_\_\_\_\_

Zip: \_\_\_\_\_ Phone: \_\_\_\_\_

 **OSBORNE/McGraw-Hill, Inc.**  
630 Bancroft Way, Dept. A7  
Berkeley, CA 94710

For faster shipment or credit card, phone  
(415) 548-2805

## Exclusive Sheldahl FLEXSWITCH® kits

With scissors, modify the .030 thick, non-tactile panel into water/dust resistant switching module. Kit includes design guidelines, instructions, Sheldahl membrane switching panel, flexcircuit connector, press-on nomenclature and RFQ checklist. Production quantities cost less. Pressure sensitive back.

9 key kit (1x9)  
**\$9.00**

16 key kit (4x4)  
**\$10.00**

Please send me \_\_\_\_\_ 16 key kit(s)  short to ground  
at \$10.00 each.  crosspoint  
\_\_\_\_\_ 9 key kit(s)  short to ground  
at \$9.00 each.  crosspoint

I enclose a check or money order for my FLEXSWITCH kit order.

Name \_\_\_\_\_ Title \_\_\_\_\_

Company \_\_\_\_\_

Address \_\_\_\_\_


City \_\_\_\_\_ State \_\_\_\_\_ Zip \_\_\_\_\_



**Sheldahl**

Mail to:  
Sheldahl Electrical  
Products Division  
P.O. Box 170, Northfield, MN 55057

For more information on advertised products, equipment tested, etc., circle appropriate number on postpaid Free Information Card.



# Electronics Library

## BASIC, SECOND EDITION

by Robert L. Albrecht, Leroy Finkel,  
and Jerald R. Brown

This self-teaching guide is written in pro-

grammed instruction format and is intended for people without experience in computer programming. Although it would be helpful to have access to a computer for programming exercises, the examples and sample print-outs relate concepts in an understandable manner. The first 84 pages of the book are more or less an introduction to the BASIC language and serve to acquaint the reader with fundamental procedures. Other chapters of the book cover such subjects as decision making, loops, functions, single- and double-subscripted variables, subroutines, string variables, and files. A final self-test is provided so the reader can verify his understanding

of the subject matter and concepts covered. The programmed instruction format is a good one, and it is ideal for self-teaching courses. A few diagrams and numerous sample print-outs and programs help the reader understand the lessons covered. *Published by John Wiley & Sons, Inc., 605 Third Ave., New York, NY 10016. 325 pages. \$4.95 soft cover.*

## ADDBOOK ONE, EXPERIMENTS IN DIGITAL AND ANALOG ELECTRONICS

by Howard V. Malmstadt, Christie G. Enke,  
and Stanley R. Crouch

This workbook is part of a self-teaching course that presents a program of tutorials and experiments designed to provide the reader with a working knowledge of analog and digital electronics. (Experiments are designed for breadboarding on the publisher's ADD 8000 analog/digital designer.) Four preliminary sections explain operation of the ADD, digital multimeter, oscilloscope, and power supplies. The ten following units contain tutorial material, experiments, new terminology, suggested reading, and many schematics and diagrams. Subject matter covered includes analog and digital signal measurement, operational amplifiers, programmable analog switching, voltage to frequency DVM's, digital logic gates, digital counters and registers, A/D and D/A conversion, and analog and digital data acquisition systems. Data sheets for all ICs used in the experiments appear in the book's appendices. *Published by E & L Instruments, Inc., 61 First St., Derby, CT 06418. 292 pages. \$17.00 soft cover.*

# MAXELL MAKES A RECORD OFFER WORTH LISTENING TO.



Anyone who appreciates great music is sure to appreciate these special recordings.

Each contains selected cuts performed by some of the world's greatest jazz, rock and classical musicians. And each has been specially selected under our supervision to bring out the

most in your equipment.

All you have to do to get one free is buy 3 UD-XL I 90 or 3 UD-XL II 90 cassettes.

That way, you'll not only be getting some great tape, you'll also be getting

some great

music to

listen to. Offer good at participating dealers while supplies last.



Maxell Corporation of America, 60 Oxford Drive, Moonachie, N.J. 07074.

## AMATEUR TELEVISION IN A NUTSHELL

by Henry Ruh, WB9WWM, and friends

Those interested in setting up their own amateur fast-scan television stations will find much valuable information in this book. Written by the Publisher of Amateur Television Magazine, the book also contains a number of construction and set-up articles contributed by active ATV'ers. The work features an easily understood explanation of video communications, construction projects for a complete ATV station (employing current, solid-state designs), directories of ATV operators, repeaters, and equipment manufacturers, and tips on selecting gear. Special operating aids include an ATV log, camera alignment, video signal, and signal reporting charts. The book contains many schematics, photographs, and diagrams. *Published by Amateur Television Magazine, Box 1347, Bloomington, IN 47401. 72 pages (8½" x 11"). \$5.00 soft cover.*

# PROJECT OF THE MONTH

BY FORREST M. MIMS

## CMOS TONE SEQUENCER

**T**ONE sequencers can be used to generate electronic music, as toys, annunciators, or warning alarms, and in remote signalling. The sequencer shown in Fig. 1 requires only three CMOS chips to provide a sequence of up to ten individually programmable tones.

In operation, two of the inverters in a 74C04 are cross-coupled to form an astable multivibrator that generates clock pulses for a 74C192 BCD counter. The rate at which clock pulses are delivered to the counter is determined by the values of  $R1$  and  $C1$ .

lected in sequence as the 74C192 counts incoming pulses, and this steps the frequency of the tone generator through the range of tones determined by the individual resistors.

The 74C192 is a BCD counter (0000-1001) with a 4-bit output word. Because the 4051 accepts a 3-bit address, the highest-order bit from the counter is ignored. (This is why pin 7 of the 74C912 is not connected.) The net result is that the sequencer repeats the two lowest order tones (addresses 000 and 001) once each cycle when the full counter output is 1000 and 1001. If a full 4-bit counter such as the 74C193 is used, no repetition occurs because the counter will present all eight address combinations to the 4051 twice during each 16-step sequence.

The circuit's tone generator can drive a small, high-impedance earphone directly. For more volume, connect the circuit to a small speaker using a driver transistor or unused inverter as shown in Fig. 2. Alternatively, connect the circuit to a small amplifier through  $C3$  and  $R10$  as shown in Fig. 1.

When the value of  $C2$  is 0.1  $\mu\text{F}$ , the frequency of the tone generator ranges from 34 to 6500 Hz for a resistance range between pins 5 and 9 of the 74C04 of

### OUTPUT FREQUENCY VS. RESISTANCE

Resistance (ohms)	Tone frequency (Hz)
470	6,481
680	5,201
1,000	3,937
1,500	3,081
2,200	2,320
3,300	1,792
4,700	1,192
6,800	938
10,000	629
15,000	441
22,000	330
33,000	226
47,000	160
68,000	110
100,000	70
150,000	52
220,000	34

the clock rate by adjusting  $R1$ . When a tone is heard, quickly disable the clock by shorting  $C1$  with a short jumper wire. Then rotate the shaft of the potentiometer until the desired tone is heard. Remove the pot, measure its resistance and

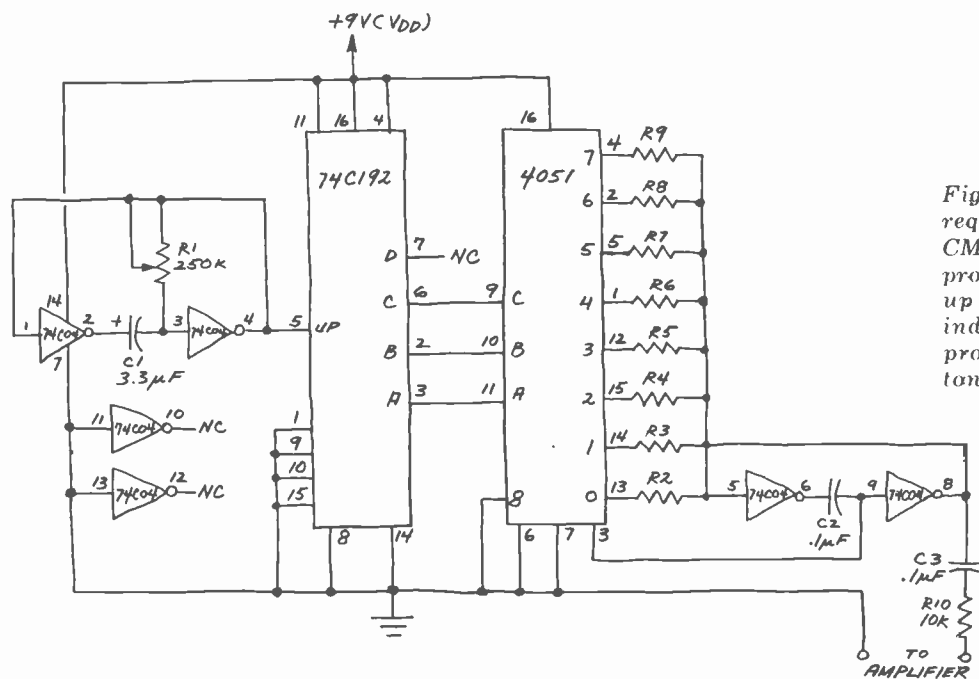


Fig. 1. This circuit requires only three CMOS chips to provide a sequence of up to ten individually programmable tones.

The tone generator is made from two of the remaining inverters in the 74C04. Its frequency is determined by  $C2$  and the effective resistance between pins 5 and 9. This resistance is provided by one of the eight resistors ( $R2$  through  $R9$ ) connected to the outputs of the 4051 analog multiplexer/demultiplexer. At any given instant, only one resistor is selected by the 4051 in response to the address applied to its inputs. This resistor is automatically connected between pins 5 and 9 of the 74C04. The resistors are se-

lected in sequence as the 74C192 counts incoming pulses, and this steps the frequency of the tone generator through the range of tones determined by the individual resistors.

lected in sequence as the 74C192 counts incoming pulses, and this steps the frequency of the tone generator through the range of tones determined by the individual resistors.

lected in sequence as the 74C192 counts incoming pulses, and this steps the frequency of the tone generator through the range of tones determined by the individual resistors.

record the value next to  $R2$  on a notepad which lists component designations  $R2$  through  $R9$ .

Next, connect the pot between pin 14 of the 4051 and pin 5 of the 74C04 to select the resistance of  $R3$ . Continue this procedure until the values of all eight resistors have been selected. Then install fixed resistors having resistances close to the measured values.

**Modifying the Circuit.** This project is ideal for experimenters because it is eas-

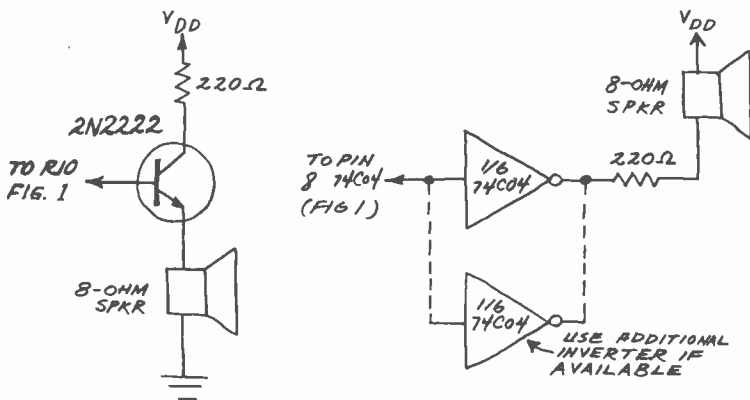


Fig. 2. Two simple ways to add a small speaker to sequencer.

ily modified. The simplest modification is to replace R2 through R9 with trimmer resistors to permit the tone frequencies to be easily changed. For higher tone frequencies, reduce C2 to 0.01  $\mu$ F.

**Adding a Second Clock.** Referring to Fig. 1, note that there are two unused inverters in the 74C04. Normally, the inputs of the unused inverters and the unused data inputs of the 74C192 must be tied to ground or V<sub>DD</sub> since these are CMOS chips.

These two gates can, however, be used to make a second clock circuit which is connected to the down input of the 74C192. Use a 3.3- $\mu$ F timing capacitor and a 1-megohm potentiometer for the timing resistor. Disconnect pin 4 of the 74C192 from V<sub>DD</sub> and reconnect it to the output of the second clock. This dual UP-DOWN clock arrangement will liven up the otherwise predictable tone sequence.

**Single Sequence Operation.** It's possible to modify the circuit to emit a single sequence of seven tones each time a switch is toggled.

Referring to Fig. 1, here's how the circuit is modified:

1. Connect pins 1, 9, 10 and 15 of the 74C192 to V<sub>DD</sub> instead of ground.
2. Disconnect pin 11 of the 74C04 from ground and connect it to pin 7 of the 74C192.
3. Disconnect pin 11 of the 74C192 from V<sub>DD</sub> and connect it to pin 10 of the 74C04.
4. Disconnect pin 14 of the 74C192 from ground and connect it to the pole of a spdt switch. Connect one position of the switch to V<sub>DD</sub> and the other to ground.
5. Remove R9 from the circuit (unless you want a continuous output tone while the circuit is in standby condition awaiting the switch to be toggled).

To operate the circuit, throw the switch so that its pole is grounded. Then throw the switch so the center pole is connected to V<sub>DD</sub>. The speaker will emit a steady tone indicating the 74C192 is cleared to address 0000 and R2 is connected to the tone generator. When the switch is thrown once more, the complete tone sequence will be generated. After the seventh note, the counter will inhibit itself (can you figure out why?) and the circuit will be ready for another tone cycle to be initiated.  $\diamond$

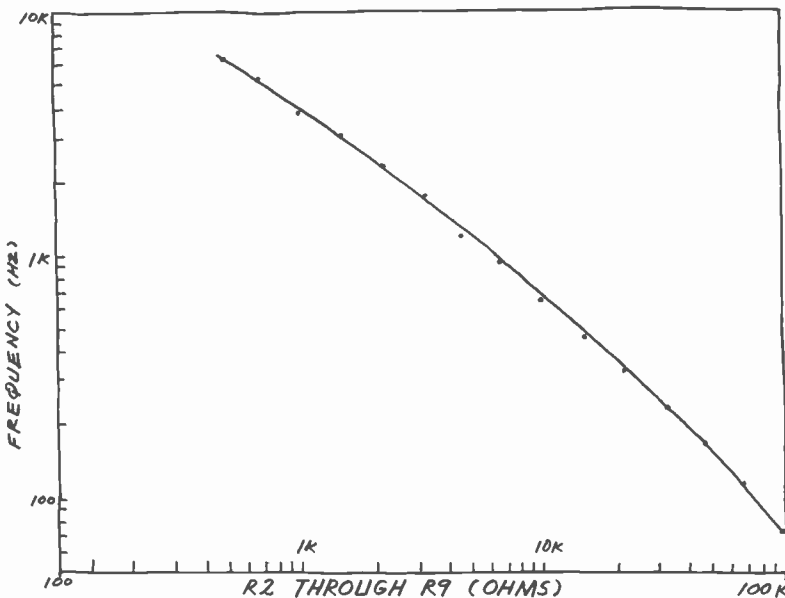
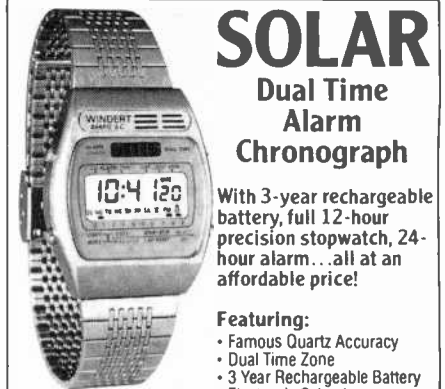


Fig. 3. Tone frequency versus resistance of R2 to R9.



# SOLAR

## Dual Time Alarm Chronograph

With 3-year rechargeable battery, full 12-hour precision stopwatch, 24-hour alarm... all at an affordable price!

- Featuring:**
- Famous Quartz Accuracy
  - Dual Time Zone
  - 3 Year Rechargeable Battery
  - Electronic Calendar
  - Full Chronograph With 1/10 Second Precision
  - Continuous Liquid Display
  - Night Light For Evening Viewing

Lowest priced Solar Powered Alarm Chronograph ever offered **\$49.95**

Now, we have combined all the features of our best selling Dual Time Alarm Chronograph with an outstanding new feature—SOLAR POWER! A combination that Seiko or Citizen can't match, even at \$200.00 more.

Check the value you get for \$49.95

- **Powerful Solar Recharger**—Fully recharges itself even in artificial light. Power that is guaranteed for three full years with life expectancy of many more. You can forget troublesome battery changes!
- **Dual Time**—Set this world traveller for your home time and the time of any other city in the world... at the touch of a button. An easily read flag tells you which time you're viewing. Shows hour, minute, and day of the week in both time zones, plus running seconds or date.
- **24 Hour Alarm**—Loud alarm can be preset for any minute of the day or night. Constantly read indicator lets you know when the alarm is set.
- **Full Chronograph**—With 1/10 second precision, add time and split time. Add time lets you time everything from a telephone call to a trip... up to 12 full hours. Split time stops the timing so you can note the interim for lap time. Automatically resumes original timing after a few seconds. **Shown: 12 hrs 59minutes. 59.8 seconds**



- **Flashback Feature**—Lets you go from chronograph time to regular time and back again... without losing elapsed time on chronograph.
- **Quartz Accuracy**—To  $\pm$  5 seconds a month.
- Continuously Shows:**
  - Hours, Minutes, Seconds
  - Or, date can replace seconds if you choose
  - Day-Of-Week Flag
  - AM/PM Indicator



- **Water Resistant Credibility**—Our watch is splash-proof. It resists splashes and spills. Don't be misled by claims of water resistance. No Alarm Chronograph on the market today meets the recognized three atmospheres test (90 ft. of water).
- **Beautiful Styling**—With bold new case design featuring extra large mode buttons for easier setting. Available with handsome stainless steel bracelet with snap fastener guaranteed to fit comfortably.
- **Quality Gold Plating**—Optional Goldtone model now available with long lasting 5 micron gold plating.

Easy to order. Call our Toll Free Number below or fill in the convenient order form. 15 day return option if not completely satisfied. Three-year warranty on rechargeable solar battery. One year factory warranty on watch. Comes to you in an attractive gift box. Order yours today!

### MEDIA MARKETING, INC.

10155-9 Plano Rd. • Dallas, TX 75238

Yes please send me \_\_\_\_\_ Solar Dual Time Alarm Chronograph(s) at \$49.95 each, plus \$2.50 postage and handling. Texas residents add 5% tax.

Silvertone  Goldtone \$59.95

Name \_\_\_\_\_

Address \_\_\_\_\_

City \_\_\_\_\_

State \_\_\_\_\_ Zip \_\_\_\_\_

Check or Money Order enclosed.

Charge to:  Master Charge Expires \_\_\_\_\_

Visa

Account # \_\_\_\_\_

Signature \_\_\_\_\_

**ORDER TOLL FREE 1-800-527-7066**

PE-11 In Texas Call 1-214-349-3120 ©MMI 1979

CIRCLE NO. 41 ON FREE INFORMATION CARD

# POLY PAKS

# GIANT INFLATION FIGHTIN' MONEY SAVIN' "PRE HOLIDAY" SPECIALS



ELECTRONICS Market Place

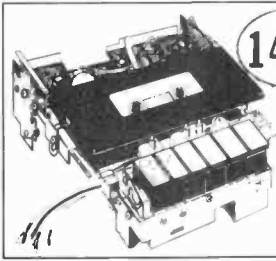


## BURROUGHS CONSTANT VOLTAGE 5-12-24V TRANSFORMER

• With Resonant 2.5mf @ 660VAC Oil Input  
Constant Voltage Capacitor

The best overall power supply transformer we've ever carried!  
Input: 86 to 254 VRMS 60Hz Output: 5 VDC @ 24A Cont. (29A  
max.), ± 12 VDC @ 11A (14A max.), and 24 VDC @ 11A. (14A  
max.) Ideal for multiple voltage computer system! Size: 4" x  
3 3/4" x 3 3/4" Stack: 1-7/8" thick x 4" x 3-1/8" Mig. centers: 4" x  
2 1/4" Wt: 6 lbs. With diagram & data sheets  
Cat. No. 92CU5851

Only  
**\$24.95**




## AUDIO/COMPUTER STEREO CASSETTE DECK

Top shelf mechanisms at this bargain basement price! Features  
include: Top Load Design, Pushbutton Operation, Tape Monitoring  
Window, and individual keys for: Stop/Eject, Play, Record,  
Locking Fast Forward, Locking Rewind, and Pause. Complete  
with: 12 VDC belt-drive motor, stereo play/record and erase  
heads, switches and solenoid. Device boasts rugged metal  
construction with black plastic tape compartment and keys with  
brushed aluminum pads. Size: 7-1/8" x 5-1/4" x 3-5/8". Wt: 2 lbs.  
12 oz.  
Cat. No. 92CU5961

Only  
**14.88**

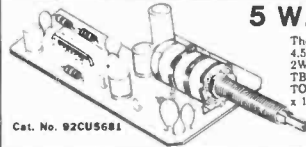
## only \$2.95 3 ELEMENT 120 VAC HOTPLATE



2 for \$5

This Top Quality, Multi-Purpose Hotplate features:  
Built-In Thermostat, Neon "Red" AC Indicator Lamp,  
and 1/8" Textured Glass Surface for even heat dis-  
tribution. Generates up to 150° C. 120 watts! Use for  
photographic applications, laboratory work, aquarium  
heater, plants, etc. Size: 10-3/8" x 5-3/8" x 1/8". Wt: 1  
lb. 2 oz. Cat. No. 92CU5723

## 5 WATT MONO AMPLIFIER



These popular, multi-purpose units require 12 VDC to produce  
4.5W RMS. (5W max.) into 4 ohms from 20-40 KHz. THD: 0.8% @  
2W @ 1 KHz. Other features include: heatstaked SGS/ATES  
TBA-841B amp chip, concentrically mounted ON/OFF-VOL and  
TONE controls, and dual source input capability. Size: 2-1/8" x 4 1/2"  
x 1 1/4". Wt: 4 oz w/hookup sheet.

**\$4.88 each 2 for \$8.00**

## FRAME FILM STRIP PROJECTOR WITH CASE



High quality ELBA "VIP" 35mm projector sets  
feature: 115 VAC 60 Hz AC motor, remote pushbut-  
ton control, (to advance the film strip and wind it on  
lower spindle) and Sylvanite type CAR 150W lamp.  
Unit comes in an attractive granular finish Sam-  
sonite carrying case. Case has 10 x 12 1/4" rear pro-  
jection screen built into the cover, along with AC  
sockets & extension cord, and polyfoam insulation  
which is cut out to fit the projector in transit. Size:  
18 1/4" x 15 1/4" x 4 1/4" Wt: 13 lbs. 4 oz. With instructions  
Cat. No. 92CU5884

**\$49.95**

## "CRIMP-ON" PL-259 COAX PLUG 4 for \$1.29

Cat. No. 92CU5696  
Quick, Easy plug crimping. No  
Soldering! Strip insulation-  
squeeze. Mates to SO-239. For  
RG58/U - 59/U.



## "TIE-PIN" CONDENSER MIKE

It's a little giant in sound  
quality. Metal encased, and  
omnidirectional. Frequency  
response: 20-20,000 Hz. Less tie  
pin or lapel clip. 600 ohm Imped-  
ance. 1.5 VDC. Cat. No. 92CU5730

**\$2.50**

## NEW 12 VOLT ROTARY SOLENOID

Similar to Lexed model 1E, combines SPST, SP3T, & DP3T in a  
single device. Interior shaft rotates 360° in 12 "steps". Unit  
switches 1 "step" when 12V surge is applied. Rated: 12 VDC @  
1.25A, only 1-3/8" dia. x 2-3/8" Metal encased. Color-coded  
wires extend from front. Uses standard rotary contact wafer  
system. Wt: 7 oz. With specs  
Cat. No. 92CU6052

**\$3.95 EACH 3 for \$11.00**

## 1N4000 Epoxy Rectifiers

Cat. No.	Type	Volts	Sale
2377	1N4001	50	10 for \$ 7.5
2378	1N4002	100	10 for 100
2379	1N4003	200	10 for 95
2380	1N4004	400	10 for 1.15
2381	1N4005	600	10 for 1.39
2382	1N4006	800	10 for 1.49
2383	1N4007	1000	10 for 1.59

## MINI LECTROS

MFD.	VOLTS	LEADS	SALE
25	15	Axial	.14
25	25	Axial	.17
50	15	Axial	.17
50	25	Axial	.19
50	100	Axial	.21
100	15	Axial	.23
100	50	Axial	.35
220	25	P.C.	.32
300	25	P.C.	.33
500	15	P.C.	.33
500	25	P.C.	.38
1000	15	P.C.	.55
1000	25	Axial	.59

Order by  
Cat. No.  
92CU5718  
and Value

## ULTRASONIC TRANSDUCER \$298

Perfect for dozens of projects, including remote control  
devices, alarms, etc. Sends and Receives 1" dia.  
diameter, 3/4" deep, with standard RCA type phono  
jack. Wt. 2 oz. Cat. No. 92CU5375

## HOW TO ORDER

When ordering, always use  
catalog number, type no., the  
name of the magazine you are  
ordering from and the month.

**FOREIGN AND CANADIAN  
POSTAGE**

CANADIANS ADD \$5.00 (U. S. Funds)  
FOREIGN ADD \$10.00  
EXCESS WILL BE RETURNED

we accept

## HY-GAIN ONE ARM BANDIT MIKES

Take one hand command of your mobile or base rig  
with Hy-Gain's One Arm Bandit Mike. ON/OFF,  
VOLUME, SQUELCH, CHANNEL SELECTOR,  
SPEAKER, and DIGITAL DISPLAY are all con-  
veniently located where your fingers do the talking.  
Comes with 6 ft. multi-conductor, color-coded, coiled  
cable, (separate) for easy integration into any type of  
rig. Size: 4 1/2" x 2 1/2" x 1 1/2". Wt. 9 oz. Cat. No. 92CU5886

## HY GAIN LED CLOCK KIT

• Panel or case design • 3 PC set

\*Kit consists of a 3 pc. set, transformer, junction  
switches-on-a-board, and a National MA1012-12A digital clock  
module with all parts and IC chip mounted on a 3" x 1.38" G-10  
pc board. The RED filtered module measures 2 1/2" x 3/4" x 3/16".  
The PC board-module is mounted in a bakelite frame 3 7/8" x 1 3/4"  
4" x 1/8" with 2 holes for easy panel mounting. (3/16" on center).

## 40 CHANNEL CB ON A BOARD \$9.99

Poly Pak buys up factory close-out from Hy-Gain...  
so you gain! Boards have: Heatlinked 9 Watt Amp  
Chip, RF and Mod. Transistors, and Motorola MC  
series PLL. May be used for 10 meter conversion. (see  
continuing series "CB to 10" in 73 magazine). The  
parts alone make it an offer you can't refuse. Wt. 9 oz.  
Cat. No. 92CU5554

## STEREO AM-FM- MPX TUNER/ AMPLIFIER

Slide volume,  
bass, treble,  
balance controls!  
2 & 4 speaker  
systems:  
**\$39.95**

Cat. No.  
92CU  
4007

## LEDS: LEDS: LEDS: Your Choice 20 for \$2.49

Cat. No.	Type
1702	MICRO TOPHAT RED
1802	COMMON CATHODE MICRO SING. PIN RED
1948	MICRO YELLOW
2135	JUMBO RED
2136	JUMBO PAPER RED
2137	MICRO RED
1944	Jumbo Yellow
2138	Jumbo Green

## "INCHER" READOUT

only **\$1** each

To be exact 0.8" of an inch.  
COMMON CATHODE, direct  
replacement for Litronics 747.  
Left decimal. 5V @ 8 mil per  
segment. Red.  
Cat. No. 92CU3327

## 2000 DEGREE SOLAR FURNACE Only \$595

Giant Fresnel Flat Magnifying Lens

It's different! It's unusual! Magnifies like a lens, yet it's flat! A series  
of small concentric grooves extend from the center to the  
edge of the lens, acting like a giant prism! Each groove bends the  
light waves that hit it, acting like a conventional convex lens.  
Lightweight, inexpensive, and extremely short focal length of  
12". Harness the sun's energy with the fresnel lens and a simple  
wooden frame! Focus the sun on any flammable object and watch  
it burst into flames within seconds! Size 11" square, 3/32" thick.  
Optically perfect. Wt. 1 lb. Cat. No. 92CU8339

## "SKINNY-TRIMS" POTENTIOMETERS

3/8" square! Single turn style Screw  
driver adjust. 20% tolerance. 0.5  
Watt ratings. cermet construction. PC  
leads. ORDER BY CAT. NO. AND VALUE

Type-63	SINGLE TURN FLAT
10	100 1K 5K 25K 200K
20	200 2K 10K 50K 500K
50	500 2.5K 20K 100K 1Meg

6 for **\$2.49**  
Cat. No. 92CU3866

## LED WATCH GUTS \$1.49

(Ladies') **\$1.49** 3 for \$3 (Men's)  
Cat. No. 92CU5115C Cat. No. 92CU5115B

## POLY PAKS®

P.O. BOX 942-E11  
SO. LYNNFIELD, MA  
01940

Terms: Add Postage Rated: Net 30  
Phone: (617) 245-3828  
Retail: 16-18 Del Carmine St.  
MINIMUM ORDER: \$8 Wakefield, MA





# Active Electronic Sales Corp.

## Zilog

Z8000/1	\$195.00	16 Bit CPU with segmented address space to 8 Megabytes.	
Z8000/2	\$150.00	16 Bit CPU with non segmented address space to 64K bytes.	
Z80-CPU	2.5 MHz \$ 9.95	Z80-DMA	2.5 MHz \$26.85
Z80A-CPU	4.0 MHz \$11.95	Z80A-DMA	4.0 MHz \$33.60
Z80-PIO	2.5 MHz \$7.20	Z80-SIO/O	2.5 MHz \$36.00
Z80A-PIO	4.0 MHz \$8.40	Z80A-SIO/O	4.0 MHz \$39.50
Z80-CTC	2.5 MHz \$7.20	Z80-SIO/1	2.5 MHz \$36.00
Z80A-CTC	4.0 MHz \$8.40	Z80A-SIO/1	4.0 MHz \$39.50
		Z80-SIO/2	2.5 MHz \$36.00
		Z80A-SIO/2	4.0 MHz \$39.50

## MICROPROCESSOR CHIP SETS

Part No.	Price	Part No.	Price
8080A	<del>6.95</del> \$5.95	6800	6.95
8085	12.95	6802	11.95
8212	3.45	6810	3.95
8214	3.95	6820	3.95
8216	3.25	6821	3.95
8224	2.95	6850	4.25
8226	2.25	6852	3.95
8228	3.98		
8238	4.75	SCP1802LE	9.95
8251	5.75	SCP1824LE	3.50
8253	14.95	SCP1852LE	1.50
8255	5.75	SCP1853LE	1.45
8257	10.95	SCP1854LE	6.95
8259	14.95	SCP1856LE	1.95
		SCP1858LE	1.95
		SCP1859LE	1.50

## Metal Power Transistors Homotaxial - Best Quality

2N3054	.65	60V NPN	TO-66
2N3055	.69	70V NPN	TO-3
2N3442	1.50	160V NPN	TO-3
2N3771	1.95	50V NPN	TO-3
2N3772	1.95	100V NPN	TO-3
2N3773	2.50	160V NPN	TO-3

## Universal SCR

C106D .34 5.0 AMP 400V TO-220

## EPROM'S Special of the Month

C1702A-6	\$4.95
256 x 8 1.5 us	
C2708	\$9.95
1K x 8 450 ns	
TMS2716	<del>\$34.95</del> \$29.95
16K (2K x 8) 450 ns	
(3 power supplies) T.I. Version	
C2716/TMS2516	<del>\$49.95</del> \$47.95
16K (2K x 8) 450 ns	
(Single 5V supply - Intel version)	

## "TTL"

We are overstocked - SPECIAL OFFER - Major Manufacturer TTL

7401N	09	Quad 2 Input NAND gate o/c
7433N	16	8 Input NAND gate
7437N	19	Quad 2 input NAND buffer
7443N	12	Dual 4 input NAND buffer
7443N	35	Excess 3 to decimal decoder
7453N	12	Exp. dual 2 x 2 input and or invert gate
7453N	12	Exp. 4 x 2 input and or invert gate
7463N	12	Dual 4 input expander
7464N	09	4-2-3-2 input and or invert gate
7465N	09	4-2-3-2 input and or invert o/c
7482N	29	2 Bit binary full adder
74156N	24	Dual 2 to 4 line decoder/demultiplexer o/c
74176N	29	Preselectable decade counter
74182N	29	Look ahead carry generator
74195N	29	4 Bit Parallel in, parallel out s/r
74102N	09	Quad 2 input NOR gate
74103N	09	Quad 2 input NAND gate o/c
74105N	09	Hex/inverter o/c
74112N	09	Triple 3 input NAND gate o/c
74115N	09	Triple 3 input and gate o/c
74173N	09	Dual J-K Master slave flip flop
74165N	09	4-2-3-2 input and or invert
74113N	15	Dual J-K neg. edge trig. flip flop
74114N	15	Dual J-K neg. edge trig. flip flop
741181N	15	4 Bit arithmetic logic unit

## Texas Instruments Low Profile Sockets

Lowest prices anywhere for the highest quality, an unbeatable combination. Over one million pieces in stock

Contacts	Price	Contacts	Price
8 PIN	08	22 PIN	22
14 PIN	12	24 PIN	24
16 PIN	14	28 PIN	28
18 PIN	18	40 PIN	40
20 PIN	20		

## VOLTAGE REGULATORS

7800UC Series Pcsitive 1 AMP (TO-220 Plastic) 5, 6, 8, 12, 15, 18, 24, Volts \$0.99 Data Available on Request

## High Current (TO-3)

73H05SC	\$4.92	5 volts/5 amps
73H12SC	\$5.07	12 volts/5 amps
73H15SC	\$5.07	15 volts/5 amps
73P05SC	\$7.56	5 volts/10 amps
73HGKC	\$5.75	5V-24V/5A Positive Adjustable
73HGKC	\$8.32	- 24V to 2.11V/5A Negative Adjustable
SH1635	\$12.22	3V-30V/5A Adj. Step Down Switching
SH1735	\$7.56	5V/5A Fixed Positive

## L.E.D. LAMPS

LED209	T-1 3mm Red	.09
LED211	T-1 3mm Green	.14
LED212	T-1 3mm Yellow	.13
LED220	T-1 3/4 5mm Red	.11
LED222	T-1 3/4 5mm Green	.19
LED224	T-1 3/4 5mm Yellow	.14

## DISPLAYS

MAN74A	300*	Common Cathode	\$0.99
ND357	375*	Common Cathode	<del>\$1.29</del> \$1.09
ND500	500*	Common Cathode	<del>\$1.29</del> \$1.09
ND507	500*	Common Anode	<del>\$1.29</del> \$1.09
ND560	500*	Common Anode (high brightness)	<del>\$1.29</del> \$1.29
ND567	500*	Common Cathode (high brightness)	\$1.29
DL747	630	Common Anode	<del>\$2.29</del> \$2.30
DL704	300	Common Cathode	<del>\$1.29</del> \$1.29
DL707	300*	Common Anode	<del>\$1.29</del> \$1.29

## ISOLATORS

LO74	Quad Opto isolator	1500V	\$3.95
IL1	Opto Coupler	1500V	49
AN26	Opto Isolator	2500V	59
MCT6	Dual Opto Isolator	1500V	<del>\$1.29</del> \$1.29

Prices in this ad are valid only until Nov. 30, 1979

# Active Electronic Sales Corp.

P.O. BOX 1035 FRAMINGHAM, MASSACHUSETTS 01701

Over-the-counter sales, 12 Mercer Rd., Natick, Mass 01760 Behind Zayres on Rt. 9 Telephone Orders & Enquiries (617) 879-0077

IN CANADA

5651 FERRIER ST. MONTREAL, QUEBEC H4P 2K5 Tel: (514) 735-6425

4800 DUFFERIN ST. DOWNSVIEW, ONTARIO M3M 5S9 Tel: (416) 661-1115

MINIMUM ORDER \$10.00 • ADD \$2.00 TO COVER POSTAGE & HANDLING

Foreign customers please remit payment on an international bank draft or international postal money order in American dollars.

BAXTER CENTRE 1050 BAXTER ROAD OTTAWA, ONTARIO K2C 3P2 Tel: (613) 820-9471

3070 KINGSWAY VANCOUVER, B.C. V5R 5J7 Tel: (604) 438-3321





# Radio Shack — Your No. 1 Parts Place™

## Low Prices and New Items Every Day!

### Low-Power Schottky ICs

Low As **49¢**

- 100% Prime
- Guaranteed Specs

Improved 5-volt logic devices use Schottky diode technology for minimum propagation delay and high speed at minimum power.



Type	Cat. No.	ONLY
74LS00	276-1900	.49
74LS02	276-1902	.59
74LS04	276-1904	.59
74LS08	276-1908	.49
74LS10	276-1910	.59
74LS13	276-1911	.99
74LS20	276-1912	.59
74LS27	276-1913	.69
74LS30	276-1914	.59
74LS32	276-1915	.69
74LS47	276-1916	1.29
74LS51	276-1917	.59
74LS73	276-1918	.69
74LS74	276-1919	.69
74LS75	276-1920	.99
74LS76	276-1921	.79
74LS85	276-1922	1.29
74LS90	276-1923	.99
74LS92	276-1924	.99
74LS93	276-1925	.99
74LS123	276-1926	1.19
74LS132	276-1927	.99
74LS151	276-1929	.99
74LS157	276-1930	1.19
74LS161	276-1931	1.49
74LS164	276-1932	1.49
74LS175	276-1934	1.19
74LS192	276-1935	1.49
74LS193	276-1936	1.49
74LS194	276-1937	1.49
74LS196	276-1938	1.59
74LS367	276-1835	1.19
74LS368	276-1836	1.19
74LS373	276-1943	2.39
74LS374	276-1944	2.39

### 4000-Series CMOS ICs

Type	Cat. No.	EACH
4001	276-2401	.69
4011	276-2411	.69
4012	276-2412	.79
4013	276-2413	.99
4017	276-2417	1.69
4020	276-2420	1.69
4021	276-2421	1.69
4023	276-2423	.69
4027	276-2427	.99
4028	276-2428	1.29
4046	276-2446	1.89
4511	276-2447	1.69
4049	276-2449	.79
4050	276-2450	.79
4051	276-2451	1.49
4066	276-2466	1.39
4070	276-2470	.79
4518	276-2490	1.49
4543	276-2491	1.99

All Prime from Major Semiconductor Manufacturers. Specs and Pin Out Diagram Included with Each Device.

### Hall-Effect Sensors

**1<sup>98</sup>** Pkg. of 3

#### Open-Collector Output

Detects magnetic fields electronically. 750 gauss "on" threshold. Constant amplitude independent of frequency. Similar to type ULN 3006. Ideal for tachs, position sensing, pulse counting. 5 to 16V supply. TO-92 case. With data. 276-1646 Pkg. of 3/1.98

### V to F, F to V Converter

**3<sup>49</sup>**



#### High Linearity and Accuracy

9400CJ. Accepts analog voltage and generates linear proportional output frequency or provides a voltage output depending on input frequency. Operates either mode up to 100 kHz. With data. 14-pin DIP. 276-1790 3.49

### BIFET Op Amps




Low As **1<sup>89</sup>**

Feature very high input impedance, low noise. Fast 13V/μS slew rate is ideal for low TIM distortion audio amplifiers. Internally compensated. Up to ± 18V supply.

- A) LF 353N. Dual BIFET Op amp. 8-pin DIP. 276-1715 1.89
- B) TL 084C. Quad BIFET Op amp. 14-pin DIP. 276-1714 2.99

### LED Bar/Dot Display Driver

**3<sup>49</sup>**



#### Ideal for Voltage, Current and Audio Power Displays

LM3914N. Features 10 adjustable analog steps, bar or dot display mode. Current-regulated LED outputs. 8 to 25VDC supply. 18-pin DIP. 276-1707 3.49  
LM3915N. As above but with 3 dB log steps. 276-1708 3.49

### AC and DC Relays



A) SPST Solid State AC Relay. Handles 24 to 280VAC at up to 1.5A. TTL compatible 5VDC control input. 1500VRMS isolation. 275-236 1.99

B) 12VDC SPDT. Silver-plated contacts: 1A at 125VAC. 275-231 2.49

### 10-Position BCD Switch

**2<sup>99</sup>**



Contacts Gold-Plated

Full 0-9 binary coded outputs for logic circuits. Eliminates extra encoding circuitry. Positive detents. Fits standard 8-pin DIP socket or mounts on PC board. 275-1310 2.99

### NEW!

### 12/24-Hr. LCD Clock Module



Actual Size!


#### 24-Hour Alarm Shows Hour/Day/Date

Complete clock module — just add switches and battery! 0.25" LCD display has built-in backlight, alarm set, PM and snooze indicators. Operates up to 1 year on single 1.5V battery. Accuracy: ± 13 seconds per month. 277-1005 19.95

**19<sup>95</sup>**

### 4" Cooling Fan

**12<sup>95</sup>** Super Quiet



Ideal for cooling power supplies, microcomputers, hi-fi and Ham gear. Delivers up to 70 CFM. Die-cast venturi. U.L. recognized motor. For 120VAC, 60 Hz. 273-241 12.95



### Manufacturer's Data Books

Low As **2<sup>95</sup>**

Need Info? — Find it at Radio Shack!

- A) Motorola RF Data Manual. Power and small-signal RF transistors, hybrid amplifier modules, more. 62-1380 4.95
- B) Motorola Low-Power Schottky TTL. Data and diagrams plus selection guide for choosing best device. 62-1381 3.95
- C) Linear Applications, Vol. 2. Latest data, diagrams, applications briefs and articles. Indexed. 62-1374 2.95
- D) CMOS Integrated Circuits. Covers 74C, CD4000-series with complete data, diagrams. Cross referenced. 62-1375 3.95
- E) Memory Data Book. Complete info on MOS and bipolar memory components, support circuits. 62-1376 3.95

### Archer® Semiconductor Reference Handbook

Latest Edition **1<sup>99</sup>**

Available Only at Radio Shack!

A complete guide to Radio Shack's line of high-quality solid-state devices. Cross reference and substitution guide for over 100,000 types. Pin outs, detailed data for ICs, diodes, LEDs, SCRs, displays and more! 224 pages. 276-4003 Only 1.99



### SN-76477 "Sound and Music Synthesizer" IC

**2<sup>99</sup>**



Combines Linear and <sup>2</sup>L Technology on a Single Chip of Silicon!

Creates almost any type of sound — from music to explosions and "gunshots"! High level op amp output. Includes 2 VCOs, low frequency osc., noise generator, filter, 2 mixers, timing logic. 28-pin DIP. With data. For 9VDC. 276-1765 2.99

WHY WAIT FOR MAIL ORDER DELIVERY? IN STOCK NOW AT OUR STORE NEAR YOU!

# Radio Shack®

A DIVISION OF TANDY CORPORATION • FORT WORTH, TEXAS 76102  
OVER 7000 LOCATIONS IN 40 COUNTRIES

Prices may vary at individual stores and dealers

### 7400 TTL

SN7400N	.16	SN7470N	.29
SN7401N	.18	SN7471N	.35
SN7402N	.18	SN7472N	.35
SN7403N	.18	SN7473N	.35
SN7404N	.18	SN7474N	.35
SN7405N	.20	SN7475N	.35
SN7406N	.29	SN7476N	.35
SN7407N	.29	SN7477N	.35
SN7408N	.20	SN7478N	.35
SN7409N	.20	SN7479N	.35
SN7410N	.18	SN7480N	1.75
SN7411N	.25	SN7481N	.45
SN7412N	.25	SN7482N	.45
SN7413N	.40	SN7483N	.59
SN7414N	.70	SN7484N	.85
SN7415N	.25	SN7485N	.85
SN7416N	.25	SN7486N	.85
SN7417N	.25	SN7487N	.85
SN7418N	.25	SN7488N	.85
SN7419N	.25	SN7489N	.85
SN7420N	.20	SN7490N	3.00
SN7421N	.29	SN7491N	3.00
SN7422N	.39	SN7492N	3.00
SN7423N	.25	SN7493N	3.00
SN7424N	.29	SN7494N	3.00
SN7425N	.29	SN7495N	3.00
SN7426N	.29	SN7496N	3.00
SN7427N	.25	SN7497N	3.00
SN7428N	.30	SN7498N	3.00
SN7429N	.30	SN7499N	3.00
SN7430N	.20	SN7500N	3.00
SN7431N	.25	SN7501N	3.00
SN7432N	.25	SN7502N	3.00
SN7433N	.25	SN7503N	3.00
SN7434N	.25	SN7504N	3.00
SN7435N	.25	SN7505N	3.00
SN7436N	.25	SN7506N	3.00
SN7437N	.25	SN7507N	3.00
SN7438N	.25	SN7508N	3.00
SN7439N	.25	SN7509N	3.00
SN7440N	.20	SN7510N	3.00
SN7441N	.29	SN7511N	3.00
SN7442N	.29	SN7512N	3.00
SN7443N	.29	SN7513N	3.00
SN7444N	.29	SN7514N	3.00
SN7445N	.29	SN7515N	3.00
SN7446N	.29	SN7516N	3.00
SN7447N	.29	SN7517N	3.00
SN7448N	.29	SN7518N	3.00
SN7449N	.29	SN7519N	3.00
SN7450N	.25	SN7520N	3.00
SN7451N	.25	SN7521N	3.00
SN7452N	.25	SN7522N	3.00
SN7453N	.25	SN7523N	3.00
SN7454N	.25	SN7524N	3.00
SN7455N	.25	SN7525N	3.00
SN7456N	.25	SN7526N	3.00
SN7457N	.25	SN7527N	3.00
SN7458N	.25	SN7528N	3.00
SN7459N	.25	SN7529N	3.00
SN7460N	.25	SN7530N	3.00

### INTERNATIONAL TIME ZONE CLOCK

Four individually programmed clocks to time zone of your choice

Single synch. switch to synchronize time zones

Alterable vinyl lettering (change zone identity lettering when desired)

Hrs., minutes & seconds displayed for each zone

Hi-bright LED digits (6" character height)

Continuous AM or PM indication using 12 hr. format

Power: Wall plug transformer input voltage 117VAC 60Hz output voltage 12VAC 60Hz

Case: Standard wood molding w/rimmed walnut finish w/plexiglass lens. Black leatherette back

Dimensions: 5" x 18"



T2-4 Assembled. . . . \$159.95

### TELEPHONE/KEYBOARD CHIPS

Push Button Telephone Dialer \$14.95

Repertory Dialer \$14.95

CMOS Clock Generator \$4.95

Keyboard Encoder (16 keys) \$4.95

Keyboard Encoder (16 keys) \$4.95

Keyboard Encoder (16 keys) \$4.95

ICM Chips

CMOS Prescaler \$24.95

CMOS LED Stopwatch/Timer \$19.95

Oscillator Controller \$7.50

Seven Decade Counter \$19.95

Clock Generator \$6.95

### NMOS READ ONLY MEMORIES

128 X 9 X 7 ASCII Shifted with Greek \$13.50

128 X 9 X 7 Math Symbol & Pictures \$13.50

128 X 9 X 7 Alpha Character Char Gen \$13.50

### MISCELLANEOUS

Quad Low Noise bi-let Op Amp \$2.49

Switching Regulator \$4.49

Single Switching Regulator \$1.75

Drive 1/11 Prescaler \$19.95

Hi-Speed Divide 10/1 Prescaler \$11.95

Photo-Darlington Opto-Isolator \$3.95

Photo-Darlington Opto-Isolator \$3.95

2-7" red num. display/writing, logic chip \$10.95

TV Camera Syn. Generator \$14.95

4 1/2 Digit OP/ML Clock (Special) \$3.95

3 1/2 Digit A/D Converter Set \$20.00/set

3 1/2 Digit A/D Converter \$19.95

### DISCRETE LEADS

200' dia.

XC556R red 5/81 XC209R red 5/81

XC556G green 4/81 XC209G green 4/81

XC556Y yellow 4/81 XC209Y yellow 4/81

208' dia.

XC22R red 5/81 XC526R red 5/81

XC22G green 4/81 XC526G green 4/81

XC22Y yellow 4/81 XC526Y yellow 4/81

170' dia.

MV10B red 4/81 XC526C clear 4/81

190' dia.

MV50 red 6/81 XC111R red 4/81

XC111G green 4/81

XC111Y yellow 4/81

XC111C clear 4/81

INFRA-RED 1"x1/4"x1/16" flat 5/81

TIME-X T1001 LIQUID CRYSTAL DISPLAY CLASS II FIELD EFFECT

4 DIGIT - .5" CHARACTERS

THREE ENCLUSTERS 2.00" x 1.20" PACKAGE INCLUDES CONNECTOR

T1001-Transmissive \$7.95

T1001A-Reflective 8.25

T2-4 Assembled. . . . \$159.95

JB1001A Assembled . . . \$59.95

### C/MOS

CD4000	.23	CD4070	.55
CD4001	.23	CD4071	.23
CD4002	.23	CD4072	.49
CD4003	1.19	CD4073	1.19
CD4004	.23	CD4074	.23
CD4005	.23	CD4075	.23
CD4006	.23	CD4076	.23
CD4007	.23	CD4077	.23
CD4008	.23	CD4078	.23
CD4009	.23	CD4079	.23
CD4010	.23	CD4080	.23
CD4011	.23	CD4081	.23
CD4012	.23	CD4082	.23
CD4013	.23	CD4083	.23
CD4014	.23	CD4084	.23
CD4015	.23	CD4085	.23
CD4016	.23	CD4086	.23
CD4017	.23	CD4087	.23
CD4018	.23	CD4088	.23
CD4019	.23	CD4089	.23
CD4020	.23	CD4090	.23
CD4021	.23	CD4091	.23
CD4022	.23	CD4092	.23
CD4023	.23	CD4093	.23
CD4024	.23	CD4094	.23
CD4025	.23	CD4095	.23
CD4026	.23	CD4096	.23
CD4027	.23	CD4097	.23
CD4028	.23	CD4098	.23
CD4029	.23	CD4099	.23
CD4030	.23	CD4100	.23
CD4031	.23	CD4101	.23
CD4032	.23	CD4102	.23
CD4033	.23	CD4103	.23
CD4034	.23	CD4104	.23
CD4035	.23	CD4105	.23
CD4036	.23	CD4106	.23
CD4037	.23	CD4107	.23
CD4038	.23	CD4108	.23
CD4039	.23	CD4109	.23
CD4040	.23	CD4110	.23
CD4041	.23	CD4111	.23
CD4042	.23	CD4112	.23
CD4043	.23	CD4113	.23
CD4044	.23	CD4114	.23
CD4045	.23	CD4115	.23
CD4046	.23	CD4116	.23
CD4047	.23	CD4117	.23
CD4048	.23	CD4118	.23
CD4049	.23	CD4119	.23
CD4050	.23	CD4120	.23
CD4051	.23	CD4121	.23
CD4052	.23	CD4122	.23
CD4053	.23	CD4123	.23
CD4054	.23	CD4124	.23
CD4055	.23	CD4125	.23
CD4056	.23	CD4126	.23
CD4057	.23	CD4127	.23
CD4058	.23	CD4128	.23
CD4059	.23	CD4129	.23
CD4060	.23	CD4130	.23
CD4061	.23	CD4131	.23
CD4062	.23	CD4132	.23
CD4063	.23	CD4133	.23
CD4064	.23	CD4134	.23
CD4065	.23	CD4135	.23
CD4066	.23	CD4136	.23
CD4067	.23	CD4137	.23
CD4068	.23	CD4138	.23
CD4069	.23	CD4139	.23
CD4070	.23	CD4140	.23
CD4071	.23	CD4141	.23
CD4072	.23	CD4142	.23
CD4073	.23	CD4143	.23
CD4074	.23	CD4144	.23
CD4075	.23	CD4145	.23
CD4076	.23	CD4146	.23
CD4077	.23	CD4147	.23
CD4078	.23	CD4148	.23
CD4079	.23	CD4149	.23
CD4080	.23	CD4150	.23
CD4081	.23	CD4151	.23
CD4082	.23	CD4152	.23
CD4083	.23	CD4153	.23
CD4084	.23	CD4154	.23
CD4085	.23	CD4155	.23
CD4086	.23	CD4156	.23
CD4087	.23	CD4157	.23
CD4088	.23	CD4158	.23
CD4089	.23	CD4159	.23
CD4090	.23	CD4160	.23
CD4091	.23	CD4161	.23
CD4092	.23	CD4162	.23
CD4093	.23	CD4163	.23
CD4094	.23	CD4164	.23
CD4095	.23	CD4165	.23
CD4096	.23	CD4166	.23
CD4097	.23	CD4167	.23
CD4098	.23	CD4168	.23
CD4099	.23	CD4169	.23
CD4100	.23	CD4170	.23
CD4101	.23	CD4171	.23
CD4102	.23	CD4172	.23
CD4103	.23	CD4173	.23
CD4104	.23	CD4174	.23
CD4105	.23	CD4175	.23
CD4106	.23	CD4176	.23
CD4107	.23	CD4177	.23
CD4108	.23	CD4178	.23
CD4109	.23	CD4179	.23
CD4110	.23	CD4180	.23
CD4111	.23	CD4181	.23
CD4112	.23	CD4182	.23
CD4113	.23	CD4183	.23
CD4114	.23	CD4184	.23
CD4115	.23	CD4185	.23
CD4116	.23	CD4186	.23
CD4117	.23	CD4187	.23
CD4118	.23	CD4188	.23
CD4119	.23	CD4189	.23
CD4120	.23	CD4190	.23
CD4121	.23	CD4191	.23
CD4122	.23	CD4192	.23
CD4123	.23	CD4193	.23
CD4124	.23	CD4194	.23
CD4125	.23	CD4195	.23
CD4126	.23	CD4196	.23
CD4127	.23	CD4197	.23
CD4128	.23	CD4198	.23
CD4129	.23	CD4199	.23
CD4130	.23	CD4200	.23
CD4131	.23	CD4201	.23
CD4132	.23	CD4202	.23
CD4133	.23	CD4203	.23
CD4134	.23	CD4204	.23
CD4135	.23	CD4205	.23
CD4136	.23	CD4206	.23
CD4137	.23	CD4207	.23
CD4138	.23	CD4208	.23
CD4139	.23	CD4209	.23
CD4140	.23	CD4210	.23
CD4141	.23	CD4211	.23
CD4142	.23	CD4212	.23
CD4143	.23	CD4213	.23
CD4144	.23	CD4214	.23
CD4145	.23	CD4215	.23
CD4146	.23	CD4216	.23
CD4147	.23	CD4217	.23
CD4148	.23	CD4218	.23
CD4149	.23	CD4219	.23
CD4150	.23	CD4220	.23
CD4151	.23	CD4221	.23
CD4152	.23	CD4222	.23
CD4153	.23	CD4223	.23
CD4154	.23	CD4224	.23
CD4155	.23	CD4225	.23
CD4156	.23	CD4226	.23
CD4157	.23	CD4227	.23
CD4158	.23	CD4228	.23
CD4159	.23	CD4229	.23
CD4160	.23	CD4230	.23
CD4161	.23	CD4231	.23
CD4162	.23	CD4232	.23
CD4163	.23	CD4233	.23
CD4164	.23	CD4234	.23
CD4165	.23	CD4235	.23
CD4166	.23	CD4236	.23
CD4167	.23	CD4237	.23
CD4168	.23	CD4238	.23
CD4169	.23	CD4239	.23
CD4170	.23	CD4240	.23
CD4171	.23	CD4241	.23
CD4172	.23	CD4242	.23
CD4173	.23	CD4243	.23
CD4174	.23	CD4244	.23
CD4175	.23	CD4245	.23
CD4176	.23	CD4246	.23
CD4177	.23	CD4247	.23
CD4178	.23	CD4248	.23
CD4179	.23	CD4249	.23
CD4180	.23	CD4250	.23
CD4181	.23	CD4251	.23
CD4182	.23	CD4252	.23
CD4183	.23	CD4253	.23
CD4184	.23	CD4254	.23
CD4185	.23	CD4255	.23
CD4186	.23	CD4256	.23
CD4187	.23	CD4257	.23
CD4188	.23	CD4258	.23
CD4189	.23	CD4259	.23
CD4190	.23	CD4260	.23
CD4191	.23	CD4261	.23
CD4192	.23	CD4262	.23
CD4193	.23	CD4263	.23
CD4194	.23	CD4264	.23
CD4195	.23	CD4265	.23
CD4196	.23	CD4266	.23
CD4197	.23	CD4267	.23
CD4198	.23	CD4268	.23
CD4199	.23	CD4269	.23
CD4200	.23	CD4270	.23
CD4201	.23	CD4271	.23
CD4202	.23	CD4272	.23
CD4203	.23	CD4273	.23
CD4204	.23	CD4274	.23
CD4205	.23	CD4275	.23
CD4206	.23	CD4276	.23
CD4207	.23	CD4277	.23
CD4208	.23	CD4278	.23
CD4209	.23	CD4279	.23
CD4210	.23	CD4280	.23
CD4211	.23	CD4281</	

## Transistor Checker



— Completely Assembled —  
— Battery Operated —

The ASI Transistor Checker is capable of checking a wide range of transistor types, either "in circuit" or out of circuit. To operate, simply plug the transistor to be checked into the front panel socket, or connect it with the alligator clip test leads provided. The unit safely and automatically identifies low, medium and high-power PNP and NPN transistors. Size: 3 1/4" x 6 1/4" x 2" "C" cell battery not included.

**Trans-Check \$19.95 ea.**

## Custom Cables & Jumpers



**DB 25 Series Cables**

Part No.	Cable Length	Connectors	Price
DB25P-4-P	4 Ft.	2-DP25P	\$15.95 ea.
DB25P-4-S	4 Ft.	1-DP25P/1-25S	\$16.95 ea.
DB25S-4-S	4 Ft.	2-DP25S	\$17.95 ea.

**Dip Jumpers**

DJ14-1	1 ft.	1-14 Pin	\$1.59 ea.
DJ16-1	1 ft.	1-16 Pin	1.79 ea.
DJ24-1	1 ft.	1-24 Pin	2.79 ea.
DJ14-1-14	1 ft.	2-14 Pin	2.79 ea.
DJ16-1-16	1 ft.	2-16 Pin	3.19 ea.
DJ24-1-24	1 ft.	2-24 Pin	4.95 ea.

For Custom Cables & Jumpers, See JAMECO 1979 Catalog for Pricing

## CONNECTORS

25 Pin-D Subminiature

DB25P (as pictured)	PLUG (Meets RS232)	\$2.95
DB25S	SOCKET (Meets RS232)	\$3.50
DB51226-1	Cable Coupler for DB25P or DB25S	\$1.75

### PRINTED CIRCUIT EDGE-CARD

156 Spacing-Tin Double Read Out - Bilateral Contacts - Fits .054 to .070 P.C. Cards

15/30 SE	PINS (Solder Eyelet)	\$1.95
18/36 SE	PINS (Solder Eyelet)	\$2.49
22/44 SE	PINS (Solder Eyelet)	\$2.95
22/44 VW	PINS (Wire Wrap)	\$3.95
50/100 VW	PINS (Wire Wrap)	R681-1 \$6.95

## 4-Digit Clock Kit

- Bright .357" ht. red display
- Sequential flashing colon
- 12 or 24 hour operation
- Extruded aluminum case (black)
- Pressure switches for hours, minutes and hold functions
- Includes all components, case and wall transformer
- Size: 3 1/4 x 1 3/4 x 1 3/4

**JE730 \$14.95**

## Jumbo 6-Digit Clock Kit

- Four .630" ht. and two .300" ht. common anode displays
- Uses MM5314 clock chip
- Switches for hours, minutes and hold functions
- Hours easily viewable to 30 feet
- Simulated walnut case
- 115 VAC operation
- 12 or 24 hr. operation
- Includes all components, case and wall transformer
- Size: 6 1/4 x 3 1/4 x 1 3/4

**JE747 \$29.95**

## JE701

- Bright .300 ht. comm. cathode display
- Uses MM5314 clock chip
- Switches for hours, minutes and hold modes
- Hrs. easily viewable to 20 ft.
- Simulated walnut case
- 115 VAC operation
- 12 or 24 hr. operation
- Incl. all components, case & wall transformer
- Size: 6 1/4" x 3-1/8" x 1 3/4"

**6-Digit Clock Kit \$19.95**

## REMOTE CONTROL TRANSMITTER & RECEIVER

Can be used as remote control for TV, VCR, stereo, etc. Includes 1000mAh rechargeable battery pack. Transmitter uses a 9V battery. Receiver uses a 9V battery. Includes 1000mAh rechargeable battery pack.

**\$19.95**

## Digital Stopwatch Kit

- Use Intersil 7205 Chip
- Plated thru double-sided P.C. Board
- LED display (red)
- Times to 59 min. 59.99 sec. with auto reset
- Quartz crystal controlled
- Three stopwatches in one: single event, split (cumulative) & Taylor (sequential timing)
- Uses 3 penlite batteries
- Size: 4.5" x 2.15" x .90"

**JE900 \$39.95**

## MICROPROCESSOR COMPONENTS

8080A/8080A SUPPORT DEVICES		MICROPROCESSOR MANUALS	
8080A CPU	\$ 7.95	M-280 User Manual	\$7.50
8212 8-Bit Input/Output	3.25	M-GDP1802 User Manual	7.50
8214 Priority Interrupt Control	5.95	M-2650 User Manual	5.00
8216 8-Bit Directional Bus Driver	3.49		
8224 Clock Generator/Driver	3.95		
8226 Bus Driver	3.49		
8228 System Controller/Bus Driver	4.95		
8230 System Controller	5.95		
8251 Prog. Interval 1/0 (USAR1)	7.95		
8253 Prog. Interval Timer	14.95		
8255 Prog. Periph. I/O (PPI)	9.95		
8257 Prog. DMA Control	18.95		
8259 Prog. Interrupt Control	19.95		
8800/8800 SUPPORT DEVICES			
MC6800 MPU	\$14.95		
MC6802CP MPU with Clock and Ram	24.95		
MC6813A1 128K Static Ram	5.95		
MC6821 Paraph. Inter. Adapt (MC6820)	7.49		
MC6823 Priority Interrupt Controller	12.95		
MC6830L8 1024X8 Bit ROM (MC68130-8)	14.95		
MC6850 Asynchronous Serial Adapter	7.95		
MC68852 Synchronous Serial Data Adapt.	9.95		
MC68853 0-600 bps Digital MODEM	12.95		
MC68862 2400 bps Modulator	14.95		
MC6880A Quad 3-State Bus Trans (MC6826)	2.25		
MICROPROCESSOR CHIPS—MISCELLANEOUS			
Z80(780C) CPU	\$14.95	74S200 25X1 Static	4.95
Z80A(780-1) CPU	16.95	93421 25X1 Static	4.95
CDP1802 CPU	19.95	(MK4402) 4K Dynamic 16 pin	4.95
2650 MPU	19.95	(MK4402) 16K Dynamic 16 pin 250ns	9.95
6502 CPU	11.95	(MK418) 4K Static	14.95
8035 8-Bit MPU w/clock, RA6, I/O lines	19.95	TMS4044-4K Static	14.95
8085 CPU	19.95	45N1	14.95
15-Bit MPU w/hardware, multiply & divide	49.95	TMS4045 16,354X1 Dynamic (Dynamic marked)	9.95
		MM5262 2KX1 Dynamic	4/1.00
		<b>PROM'S</b>	
MM500H Dual 25 Bit Dynamic	5.50	1702A 2048 FAMOS	\$5.95
MM503H Dual 50 Bit Dynamic	5.50	2716NTEL 16K* EPROM	59.95
MM504H Dual 16 Bit Static	5.50	TMS2516 16K* EPROM	49.95
MM505H Dual 100 Bit Static	5.50	(2716) *Requires single +5V power supply	89.95
MM510H Dual 64 Bit Accumulator	5.50	TMS2532 4KX8 EPROM	10.95
MM5016H 500/512 Bit Dynamic	8.99	2708 8K EPROM	10.95
2504T 1024 Dynamic	3.35	2716 T1 16K* EPROM	29.95
2518 Hex 32 Bit Static	4.95	TMS2532 4KX8 EPROM	14.95
2522 Dual 132 Bit Static	2.95	2708 8K EPROM	8.95
2524 512 Static	.99	2716 T1 16K* EPROM	29.95
2525 1024 Dynamic	2.95		
2527 Dual 256 Bit Static	2.95	5203 2048 FAMOS	3.49
2528 Dual 250 Static	4.00	6301 (17611) 1024 Tristate Bipolar	2.95
2529 Dual 240 Bit Static	4.00	6300 (17602) 256 Open C Bipolar	2.95
2532 Quad 80 Bit Static	2.95	82523 32X8 Open Collector	3.95
3341 Flip	6.95	825115 4096 Bipolar	19.95
74LS670 4x4 Register File (TriState)	2.49	825123 32X8 Tristate	3.95
		74184 512 TTL Open Collector	9.95
		74188 256 TTL Open Collector	3.95
		74287 1024 Static	2.95
A-Y-S-1013 30K BAUD	5.95		

## JE600 HEXADECIMAL ENCODER KIT

**FEATURES:**

- Full 8-bit latched output for micro-processor use
- 3 User Define keys with one being disable operation
- Debounce circuit provided for all 19 keys
- LED readout to verify entries
- Easy interfacing with standard 16-pin IC connector
- Only -5VDC required for operations

**FULL 8 BIT LATCHED OUTPUT—19 KEYBOARD**

The JE600 Encoder Keyboard provides two separate hexadecimal digits produced from sequential key entries to allow direct programming for 8-bit microprocessor or 8-bit memory circuits. Three (3) additional keys are provided for user operations with one having a signal output available. The outputs are latched and monitored with LED readouts. Also included is a new entry strobe.

**JE600 Hexadecimal Keypad only \$59.95**  
**JE300 \$39.95**

## DIGITAL THERMOMETER KIT

**FEATURES:**

- Dual sensors—switching control for indoor/outdoor or dual monitoring
- Continuous LED .8" ht. display
- Range: -40°F to 199°F / -40°C to 100°C
- Accuracy: ±1% nominal
- Set for Fahrenheit or Celsius reading
- Sim. walnut case - AC wall adapter incl.
- Size: 3-1/4" H x 6-5/8" W x 1-3/8" D

**JE610 \$79.95**  
**JE300 \$39.95**

## 62-Key ASCII Encoder Keyboard Kit



The JE610 62-Key ASCII Encoder Keyboard Kit can be interfaced into most any computer system. The JE610 Kit comes complete with an industrial grade keyboard switch assembly (62 keys), IC's, sockets, connector, electronic components and a double-sided printed wiring board. The keyboard assembly requires +5V @ 150mA and -12V @ 10mA for operation.

**JE610 \$79.95**  
**62-Key Keyboard only \$34.95**

## REGULATED POWER SUPPLY

**JE200 5V-1 AMP POWER SUPPLY**

- Uses LM309K
- Heat sink provided
- PC Board construction
- Provides a solid 1 amp @ 5 volts
- Can supply up to ±5V, ±9V and ±12V with JE205 Adapter
- Includes components, hardware & instructions
- Size: 3 1/4" x 5" x 2" H

**JE200 \$14.95**

**JE205 ADAPTER BOARD**

- Adapts to JE200 - ±5V, ±9V and ±12V
- DC/DC converter w/ +5V input
- Toroidal hi-speed switching XFMR
- Short circ. protection
- PC Brd. construction
- Piggy-back to JE200 board
- Size: 3 1/4" x 2" x 9/16" H

**JE205 \$12.95**

\$10.00 Min. Order - U.S. Funds Only  
Calif. Residents Add 6% Sales Tax  
Postage - Add 5% plus \$1 Insurance (if desired)

Spec Sheets - 25¢  
1980 Catalog Available - Send 41¢ stamp

**FREE 1980 CATALOG**

**Jameco ELECTRONICS**

MAIL ORDER ELECTRONICS - WORLDWIDE  
1021 HOWARD AVENUE, SAN CARLOS, CA 94070  
ADVERTISED PRICES GOOD THRU NOVEMBER

PHONE ORDERS WELCOME  
(415) 592-8097

## The Incredible

"Pennywhistle 103"



**\$139.95 Kit Only**

The Pennywhistle 103 is capable of recording data to and from audio tape without critical speed requirements for the recorder and it is able to communicate directly with another modern and terminal for telephone "naming" and communications. In addition, its fine of critical adjustments and is built with non-precision, readily available parts.

Data Transmission Method . . . . . Frequency-Shift Keying, full-duplex (half-duplex selectable)

Maximum Data Rate . . . . . 300 Baud

Data Format . . . . . Asynchronous Serial (return to mark level required between each character)

Receive Channel Frequencies . . . . . 2025 Hz for space, 2225 Hz for mark

Transmit Channel Frequencies . . . . . Switch selectable: Low (nominal) = 1070 Space, 1270 Mark, High = 025 space, 2225 mark.

Receive Sensitivity . . . . . -46 dbm acoustically coupled

Transmit Level . . . . . -15 dbm nominal. Adjustable from -6 dbm to -20 dbm

Receive Frequency Tolerance . . . . . Frequency reference automatically adjusts to allow for operation between 1800 Hz and 2400 Hz

Digital Data Interface . . . . . EIA RS-232C or 20 mA current loop (receiver is optoisolated and non-polar)

Power Requirements . . . . . 120 VAC, single phase, 10 Watts

Physical . . . . . All components mount on a single 5" by 9" printed circuit board. All components included.

Requires a VOM, Audio Oscillator, Frequency Counter and/or Oscilloscope to align.

## TRS-80 16K Conversion Kit

Expand your 4K TRS-80 System to 16K. Kit comes complete with:

\* 8 each UPD416-1 (16K Dynamic Rams) 250NS  
\* Documentation for conversion

## TRS-16K \$75.00

## COMPUTER CASSETTES

- 6 EACH 15 MINUTE HIGH QUALITY C-15 CASSETTES
- PLASTIC CASE INCLUDED
- 12 CASSETTE CAPACITY
- ADDITIONAL CASSETTES AVAILABLE #C-15-\$2.95 ea

## CAS-6 \$14.95

(Case and 6 Cassettes)

## SUP'R' MOD II

**UHF Channel 33 TV Interface Unit Kit**

Wide Band B/W or Color System

- Converts TV to Video Display for home computers, CCTV camera, Apple II, works with Comera Dazler, SOL-20, IRS-80, Challenger, etc.
- MOD II is retuned to Channel 33 (UHF).
- \* Includes coaxial cable and antenna transformer.

**MOD II \$29.95 Kit**

## EPROM Erasing Lamp

ULTRA-VIOLET PRODUCTS, INC.

- Erases 2708, 2716, 1702A, 5203Q, 5204Q, etc.
- Erases up to 4 chips with 20 minutes.
- Maintains constant exposure distance of one inch
- Special conductive foam liner eliminates static build-up
- Built-in safety lock to prevent UV exposure
- Compact - only 7-5/8" x 2-7/8" x 2"
- Complete with holding tray for 4 chips

**UVS-11E \$69.95**

## IDEAL FOR TRS 80 CASSETTE CONTROLLER

"Plug/Jack interface to any computer system requiring remote control of cassette functions"

The CC100 controls cassette motor functions, monitors tape location with its internal speaker and requires no power. Eliminates the plugging and unplugging of cables during computer loading operation from cassette.

#CC-100 \$29.50

## new Micro-Miniature Joystick

- 2 each 100K pots (Linear Taper)
- Printed Circuit Board Mount
- Size: 1" x 1-3/16" x 1-3/16"

**Micro-Miniature Joystick \$4.95**

### FAIRCHILD RED LED LAMPS

#FLV5057 Medium Size, Clear Case, RED EMITTING. These are not retested off-spec units as sold by some of our competition. These are factory prime, first quality, new units.



**10 FOR \$1.19**  
**50 FOR \$4.95**

"WE BOUGHT 250,000 PCS."

### LAB-BENCH VARIABLE POWER SUPPLY KIT

5 to 20 VDC at 1 AMP. Short circuit protected by current limit. Uses IC regulator and 10 AMP Power Darlington. Very good regulation and low ripple. Kit includes PC Board, all parts, large heatsink and shielded transformer. 50 MV. TYP. Regulation. **\$15.99 KIT**

### LED BAR GRAPH AND ANALOG METER DRIVER

New from National Semi. #LM3914. Drives 10 LED directly for making bar graphs, audio power meters, analog meters, LED oscilloscopes, etc. Units can be stacked for more LED's. A super versatile and truly remarkable IC. Just out!  
**SPECIAL PRICE: \$3.99 INCLUDES 12 Page Spec. Sheet**

### CLOCK MODULE OPTIONS

MA1008 A and D MA1013

Switches and pot for all options.

- Includes:**  
5 push buttons  
1 toggle  
1 10K pot \$2.50  
Alarm Parts (including high impedance transducer) Much more efficient than a speaker \$1.50  
Transducer only (unbelievably loud!) \$1.10

### 16K DYNAMIC RAM CHIP

WORKS IN TRS-80 OR APPLE II  
16K X 1 Bits. 16 Pin Package. Same as Mostek 4116-4. 250 NS access. 410 NS cycle time. Our best price yet for this state of the art RAM. 32K and 64K RAM boards using this chip are readily available. These are new fully guaranteed devices by a major mfg.

**VERY LIMITED STOCK!**

"MAGAZINE SPECIAL" - 8/\$79.50

### SONY 23 WATT AUDIO AMP MODULE

#STK-054. 23 WATTS SUPER CLEAN AUDIO. 20HZ to 100 KHZ ± 2 DB. HYBRID, SILICON, SELF-CONTAINED MODULE. ONLY 1 1/4 x 2 1/2 IN. WITH DATA.

COMPARE AT UP TO TWICE OUR PRICE! **\$8.99 each**

### 60 Hz CRYSTAL TIME BASE

**\$4.95 (Complete Kit)**  
Uses MMS369 CMOS divider IC with high accuracy 3.579545 MHz Crystal. Use with all MOS Clock Chips or Modules. Draws only 1.5 MA. All parts, data and PC Board included. 100 Hz. same as above, except \$5.95.

### SILICON POWER SOLAR CELLS

2 Inch Dia. Approx. .5 VDC at 500 MA in sunlight. Factory new units, not rejects as sold by others. Series for higher voltage, parallel for higher current. Converts solar energy directly to electricity.  
**LIMITED QUANTITY. \$5.99 ea**

### FAIRCHILD PNP

"SUPER TRANSISTOR"  
2N4402. TO-92 Plastic. Silicon PNP Driver. High Current. VCEO-40HFE-50 to 150 at 150 MA. FT-150 MHZ. A super "BEEFED-UP" Version of the 2N3906.

**8 FOR \$1.19**


### JUMBO IC ASSORTMENT

All new not rejects. BIG computer mfg. Surplus. Some standard marked, many house numbered. TTL, DTL, LINEAR. All prime. 1st line.  
**50 for \$1.59 500 for \$12.95**

### NATIONAL SEMICONDUCTOR

## "COLOSSUS JR." JUMBO CLOCK MODULE

**MA1013 BRAND NEW!**



**\$8.50**

2 FOR \$15

(AC XFMR \$1.95)

ASSEMBLE! NOT A KIT!

MANUFACTURER'S CLOSEOUT!

PERFECT FOR USE WITH A TIMEBASE.

- Bright 4 digit 0.7" LED Display
- Complete-Add only Transformer and Switches
- 24 Hour Alarm Signal Output
- 12 Hour Real Time Format
- 50 or 60 Hz Operation
- Power Failure Indication
- LED Brightness Control
- Sleep and Snooze Timers
- Alarm "on" and PM Indicators
- Direct Drive - No RFI
- Direct Replacement for MA1012
- Comes with Full Data

### TOSHIBA POWER AUDIO AMP

5.8 WATTS RMS Typical Output. 50 to 30,000 HZ ± 3 DB. For CB's, tape decks, PA's, etc. Works off of a single supply voltage from 10.5 to 18 VDC. 10 Pin plastic DIP with special built in heat sink tab. Perfect for use on 12VDC.  
**\$3.99 each**

## Digital Research: Parts

(OF TEXAS)

P.O. BOX 401247A GARLAND, TEXAS 75041 • (214) 271-2461

**TERMS:** Add 50¢ postage, we pay balance. Orders under \$15 add 75¢ handling. No C.O.D. We accept Visa, MasterCard and American Express cards. Tex. Res. add 5% Tax. Foreign orders (except Canada) add 20% P&H. 90 Day Money Back Guarantee on all items.

#### HICKOK 3 1/2 Digit Mini-Multimeter

MODEL LX 303 **\$69.50**

#### GOULD 15 MHz Dual Trace

Triggers in excess of 25 MHz  
Model OS255 **\$795**

#### SENCORE TV-VTR-MATV and Video Analyzer

Model VA48 **\$875.00** Reg. \$975.00

#### CONTINENTAL SPECIALTIES 100 MHz 8-Digit Counter

**\$119.00**

#### BK PRECISION 3 1/2-Digit Portable DMM

• Overhead Protected • Battery or AC operation • 3" high LED Display • Auto Zeroing Model 2800  
comes complete with test leads, operating manual and spare fuse

#### Weller Controlled Output Soldering Station

Model WTPC-N **\$45.00** Reg. \$75.00

#### BSR SYSTEM X-1000 Remote Control for Lights & Appliances

4 Piece Starter Kit **\$87.95**

#### BSR SYSTEM X-1000

One (1) Command Console \$14.95  
Two (2) Lamp Modules \$14.95  
One (1) Appliance Module \$36.95

#### BSR Changer Accessories

Model BSR-129 **\$29.95**

#### Weller Xcelite

Service Master Attache Style Tool Kit Tool Cases  
Model 99SM **\$42.95** Model TC-100/ST **\$269.95** Model 99PR **\$15.95**

#### Logic Monitor

• Automatically displays static and dynamic logic • Works with DTL, TTL, ETL and CMOS • 16 LED display • Circuit powered design  
Model LM-1 **\$52.95** complete

#### WAHL NEW ISO-TIP "Quick Charge"

1-2 units **\$27.95**  
Model 7500 Cordless Soldering Iron **\$17.95**  
Model 5800 Thermal Spot Circuit Tester **\$22.50**

#### Microflame Deluxe Gas Torch Kit

Model 4400 **\$39.95**  
Model 4400 **\$29.95**

#### In-Dash AM/FM 8 Track Stereo

Model C-777 **\$52.50**

#### AM/FM Cassette Stereo

CAS 888 **\$57.50**

#### Logic Probe

Model LP-1 **\$40.00**

#### 30MHz Dual Trace with Delay Line

Reg. \$1050 **\$889.95** with probes

#### Magnifier LAMP

Model MG 18A **\$49.50**

#### 700 Series RC Circuit Box/RCA-VIZ

• 36 resistors (15 ohms to 10 megohms)  
• 18 capacitors (100 pf to 0.22 uf)  
Model WC-412A **\$49.50**

#### 30MHz Portable Frequency Counter

Reg. \$120.00 **\$59.95**

#### Bearcat Scanner

Model 250 **\$299.95**

#### Touch K100 Scanner

Reg. \$269 **\$199.95**

#### Stereo Power Booster

POW-40 **\$24.95**

#### Function Generator

Model 270 **\$169.15**

#### FREE 1979 Catalog

**Call TOLL FREE (800) 645-9518** For N.Y. State call (516) 752-0050

MasterCharge • Bank-AmeriCard  
• COO • Check • Money Order  
Add \$3.00 for shipping and insurance  
C.O.D.'s Extra New York State residents add approx. sales tax

**"We Will Beat Any Advertised Price"**

# FORDHAM

855 R Conklin St. Farmingdale, N.Y. 11735

# AB RCR Resistor Center STACKPOLE

THIS MONTH I.C.C. INTRODUCES QUALITY ALLEN-BRADLEY AND STACKPOLE, TYPE RCR, MILITARY GRADE RESISTORS, WITH ESTABLISHED RELIABILITY OF ONLY 0.01% TO 0.001% FAILURES PER THOUSAND HOURS OF OPERATION AT 50% RATED WATTAGE! THESE HOT-MOLDED CARBON COMPOSITION RESISTORS OFFER UNIFORM DIMENSIONS DUE TO EXCLUSIVE MOLDING PROCESS AND ARE RECOGNIZED AS THE MOST RELIABLE OF ALL ELECTRONIC COMPONENTS.

Price Per Each 10%, 1/4 Or 1/2 Watt Resistor ..... \$0.06 Price Per Each 5%, 1/4 Or 1/2 Watt Resistor ..... \$0.09

PLEASE NOTE: RESISTORS ARE SOLD IN MULTIPLES OF 5 PER VALUE ONLY.

Ratio (Ohm)	CATALOG NUMBER		Resistance (Ohm)	CATALOG NUMBER		Resistance (Ohm)	CATALOG NUMBER	
	1/4 WATT	1/2 WATT		1/4 WATT	1/2 WATT		1/4 WATT	1/2 WATT
2.7	12-2700	13-2700	560	12-5620	13-5620	120K	12-120K	13-120K
3.0	13-3000	14-3000	820	13-8220	14-8220	130K	13-130K	14-130K
3.3	13-3300	14-3300	880	13-8820	14-8820	150K	13-150K	14-150K
3.6	13-3600	14-3600	750	13-7520	14-7520	160K	13-160K	14-160K
3.9	12-3900	13-3900	820	12-8220	13-8220	180K	12-180K	13-180K
4.3	13-4300	14-4300	910	13-9120	14-9120	200K	13-200K	14-200K
4.7	12-4700	13-4700	1000	12-10300	13-10300	220K	12-220K	13-220K
5.1	13-5100	14-5100	1100	13-11300	14-11300	240K	13-240K	14-240K
5.6	12-5600	13-5600	1200	12-12300	13-12300	270K	12-270K	13-270K
6.2	13-6200	14-6200	1300	13-13300	14-13300	300K	13-300K	14-300K
6.8	12-6800	13-6800	1500	12-15300	13-15300	330K	12-330K	13-330K
7.5	13-7500	14-7500	1600	13-16300	14-16300	360K	13-360K	14-360K
8.2	12-8200	13-8200	1800	12-18300	13-18300	400K	12-400K	13-400K
9.1	13-9100	14-9100	2000	13-20300	14-20300	430K	13-430K	14-430K
10	12-10100	13-10100	2200	12-22300	13-22300	470K	12-470K	13-470K
11	13-11000	14-11000	2400	13-24300	14-24300	510K	13-510K	14-510K
12	12-12100	13-12100	2700	12-27300	13-27300	560K	12-560K	13-560K
13	13-13100	14-13100	3000	13-30300	14-30300	620K	13-620K	14-620K
15	12-15100	13-15100	3300	12-33300	13-33300	680K	12-680K	13-680K
16	13-16100	14-16100	3600	13-36300	14-36300	750K	13-750K	14-750K
18	12-18100	13-18100	3900	12-39300	13-39300	820K	12-820K	13-820K
20	13-20100	14-20100	4300	13-43300	14-43300	910K	13-910K	14-910K
22	12-22100	13-22100	4700	12-47300	13-47300	100K	12-100K	13-100K
24	13-24100	14-24100	5100	13-51300	14-51300	110K	13-110K	14-110K
27	12-27100	13-27100	5600	12-56300	13-56300	120K	12-120K	13-120K
30	13-30100	14-30100	6200	13-62300	14-62300	130K	13-130K	14-130K
33	12-33100	13-33100	6800	12-68300	13-68300	150K	12-150K	13-150K
36	13-36100	14-36100	7500	13-75300	14-75300	160K	13-160K	14-160K
39	12-39100	13-39100	8200	12-82300	13-82300	180K	12-180K	13-180K
43	13-43100	14-43100	9100	13-91300	14-91300	200K	13-200K	14-200K
47	12-47100	13-47100	10000	12-10300	13-10300	220K	12-220K	13-220K
51	13-51100	14-51100	11000	13-11300	14-11300	240K	13-240K	14-240K
56	12-56100	13-56100	12000	12-12300	13-12300	270K	12-270K	13-270K
62	13-62100	14-62100	13000	13-13300	14-13300	300K	13-300K	14-300K
68	12-68100	13-68100	15000	12-15300	13-15300	330K	12-330K	13-330K
75	13-75100	14-75100	16000	13-16300	14-16300	360K	13-360K	14-360K
82	12-82100	13-82100	18000	12-18300	13-18300	400K	12-400K	13-400K
91	13-91100	14-91100	20000	13-20300	14-20300	430K	13-430K	14-430K
100	12-10200	13-10200	22000	12-22300	13-22300	470K	12-470K	13-470K
110	13-11200	14-11200	24000	13-24300	14-24300	510K	13-510K	14-510K
120	12-12200	13-12200	27000	12-27300	13-27300	560K	12-560K	13-560K
130	13-13200	14-13200	30000	13-30300	14-30300	620K	13-620K	14-620K
150	12-15200	13-15200	33000	12-33300	13-33300	680K	12-680K	13-680K
160	13-16200	14-16200	36000	13-36300	14-36300	750K	13-750K	14-750K
180	12-18200	13-18200	39000	12-39300	13-39300	820K	12-820K	13-820K
200	13-20200	14-20200	43000	13-43300	14-43300	910K	13-910K	14-910K
220	12-22200	13-22200	47000	12-47300	13-47300	100K	12-100K	13-100K
240	13-24200	14-24200	51000	13-51300	14-51300	110K	13-110K	14-110K
270	12-27200	13-27200	56000	12-56300	13-56300	120K	12-120K	13-120K
300	13-30200	14-30200	62000	13-62300	14-62300	130K	13-130K	14-130K
330	12-33200	13-33200	68000	12-68300	13-68300	150K	12-150K	13-150K
360	13-36200	14-36200	75000	13-75300	14-75300	160K	13-160K	14-160K
390	12-39200	13-39200	82000	12-82300	13-82300	180K	12-180K	13-180K
430	13-43200	14-43200	91000	13-91300	14-91300	200K	13-200K	14-200K
470	12-47200	13-47200	100000	12-10300	13-10300	220K	12-220K	13-220K
510	13-51200	14-51200	110000	13-11300	14-11300	240K	13-240K	14-240K

# DIGITAL INTEGRATED CIRCUITS

74xx	74LSxx	74ALSxx	74Sxx	74Cxx	74Vxx	74VCxx	74VCLxx	
7400	50.89	74LS54	50.27	74LS2660.38	74S341	54.10	74C900	51.19
7401	0.59	74LS55	0.27	74LS273	74S342	54.10	74C909	1.78
7402	0.59	74LS57	0.38	74LS283	74S343	4.95	74C910	0.78
7403	0.17	74LS58	0.38	74LS290	74S344	1.19	74C911	4.05
7404	0.17	74LS59	0.38	74LS295	74S345	2.15	74C912	1.49
7405	0.17	74LS60	0.38	74LS300	74S346	4.70	74C913	7.80
7406	0.17	74LS61	0.38	74LS305	74S347	4.70	74C914	7.80
7407	0.17	74LS62	0.38	74LS310	74S348	4.70	74C915	7.80
7408	0.17	74LS63	0.38	74LS315	74S349	4.70	74C916	7.80
7409	0.17	74LS64	0.38	74LS320	74S350	4.70	74C917	7.80
7410	0.17	74LS65	0.38	74LS325	74S351	4.70	74C918	7.80
7411	0.17	74LS66	0.38	74LS330	74S352	4.70	74C919	7.80
7412	0.17	74LS67	0.38	74LS335	74S353	4.70	74C920	7.80
7413	0.17	74LS68	0.38	74LS340	74S354	4.70	74C921	7.80
7414	0.17	74LS69	0.38	74LS345	74S355	4.70	74C922	7.80
7415	0.17	74LS70	0.38	74LS350	74S356	4.70	74C923	7.80
7416	0.17	74LS71	0.38	74LS355	74S357	4.70	74C924	7.80
7417	0.17	74LS72	0.38	74LS360	74S358	4.70	74C925	7.80
7418	0.17	74LS73	0.38	74LS365	74S359	4.70	74C926	7.80
7419	0.17	74LS74	0.38	74LS370	74S360	4.70	74C927	7.80
7420	0.17	74LS75	0.38	74LS375	74S361	4.70	74C928	7.80
7421	0.17	74LS76	0.38	74LS380	74S362	4.70	74C929	7.80
7422	0.17	74LS77	0.38	74LS385	74S363	4.70	74C930	7.80
7423	0.17	74LS78	0.38	74LS390	74S364	4.70	74C931	7.80
7424	0.17	74LS79	0.38	74LS395	74S365	4.70	74C932	7.80
7425	0.17	74LS80	0.38	74LS400	74S366	4.70	74C933	7.80
7426	0.17	74LS81	0.38	74LS405	74S367	4.70	74C934	7.80
7427	0.17	74LS82	0.38	74LS410	74S368	4.70	74C935	7.80
7428	0.17	74LS83	0.38	74LS415	74S369	4.70	74C936	7.80
7429	0.17	74LS84	0.38	74LS420	74S370	4.70	74C937	7.80
7430	0.17	74LS85	0.38	74LS425	74S371	4.70	74C938	7.80
7431	0.17	74LS86	0.38	74LS430	74S372	4.70	74C939	7.80
7432	0.17	74LS87	0.38	74LS435	74S373	4.70	74C940	7.80
7433	0.17	74LS88	0.38	74LS440	74S374	4.70	74C941	7.80
7434	0.17	74LS89	0.38	74LS445	74S375	4.70	74C942	7.80
7435	0.17	74LS90	0.38	74LS450	74S376	4.70	74C943	7.80
7436	0.17	74LS91	0.38	74LS455	74S377	4.70	74C944	7.80
7437	0.17	74LS92	0.38	74LS460	74S378	4.70	74C945	7.80
7438	0.17	74LS93	0.38	74LS465	74S379	4.70	74C946	7.80
7439	0.17	74LS94	0.38	74LS470	74S380	4.70	74C947	7.80
7440	0.17	74LS95	0.38	74LS475	74S381	4.70	74C948	7.80
7441	0.17	74LS96	0.38	74LS480	74S382	4.70	74C949	7.80
7442	0.17	74LS97	0.38	74LS485	74S383	4.70	74C950	7.80
7443	0.17	74LS98	0.38	74LS490	74S384	4.70	74C951	7.80
7444	0.17	74LS99	0.38	74LS495	74S385	4.70	74C952	7.80
7445	0.17	74LS00	0.38	74LS500	74S386	4.70	74C953	7.80
7446	0.17	74LS01	0.38	74LS505	74S387	4.70	74C954	7.80
7447	0.17	74LS02	0.38	74LS510	74S388	4.70	74C955	7.80
7448	0.17	74LS03	0.38	74LS515	74S389	4.70		

# We supply the S-100 revival.

Why S-100? Because S-100 machines are not consumer toys — but flexible, pro-level systems that are easy to upgrade, modify, and adapt to specific applications. Over the years the S-100 bus has proven to be the ideal choice for commercial, industrial, and scientific applications.

We're expanding the options for S-100 systems by using the experience we've acquired in the past, mixing in the best technology offered by the present, and building products for the future... products that meet, and often exceed, the demands of the new wave of S-100 professional users. When you move up to S-100, move up to the CompuPro™ line from Godbout Electronics.

## NEW! HIGH-PERFORMANCE S-100 MOTHERBOARDS

- 19 slot: \$174 unkit, \$214 assm
- 12 slot: \$129 unkit, \$169 assm
- 6 slot: \$89 unkit, \$129 assm

(Unkits have edge connectors and termination resistors pre-soldered in place for easy assembly.)

These 3rd generation motherboards are shielded, terminated, and designed to work with the latest 5 and 10 MHz CPUs coming on line. It's in Godbout, Vector, IMSAI, TEI, and similar enclosures. These high quality products are a welcome addition to any system — or the start of a great one.

## 2S "Interfacer" S-100 I/O board \$189 unkit, \$249 assm, \$324 CSC\*

Dual serial port with 2 full duplex parallel ports for RS-232 handshake. Crystal timebase, Baud rates to 19.2 Kbaud selectable for each port, much more. This no-excuses serial board does things the others only dream about.

## NEW! 3P + S "Interfacer II" S-100 I/O board \$189 unkit, \$249 assm, \$324 CSC\*

Incorporates 1 channel of serial I/O (with all the features of a port from the 2S "Interfacer"), along with 3 full duplex parallel ports with attention/strobe bits for each parallel port and individual interrupts. The versatility of each port contributes to a very versatile, and extremely flexible, I/O board.

## NEW! Memory Management \$59 kit, \$85 assm, \$100 CSC\*

Add bank select and extended addressing to older S-100 machines — boost memory capacity beyond 64K, up to 1/2 megabyte! Use our new extended addressing memories, or retrofit existing memories that have phantom or extra qualifier lines.

## NEW! The Godbout Box!

At last — a high quality, industrial grade home for your computer. Includes power supply. Use for either desk or rack mount. Check your local computer store for details, or write us direct... this is a product that has been needed for a long time, and we're filling that need in style.

## ... AND DON'T FORGET OUR MEMORIES!

All our memory boards are fully static, are zip along with 5 MHz systems, include a 1 year warranty, and are available in 3 different configurations. Here are just some selections from our roster of 14 Econoram™...

Name	Bus & notes	Unkit	Assm	CSC*
8K Econoram II	S-100	\$149	\$179	\$239
32K Econoram X	S-100	\$529	\$649	\$789
24K Econoram XII	S-100 (1)	\$329	\$419	\$519
16K Econoram XIV	S-100 (2)	\$289	\$349	\$448
16K Econoram XV-16	Heath H8 (3)	\$329	\$395	n/a
32K Econoram XV-32	Heath H8 (3)	\$599	\$729	n/a

- Notes
- (1) Bank select board — 2 independent banks addressable on 8K boundaries.
  - (2) Extended addressing (24 address lines).
  - (3) Bank select option for implementing memory systems greater than 64K.
- \* CSC boards are qualified under our high-reliability Certified System component program (200 hour burn-in, replacement in event of failure within 1 year of invoice date)
- \*\* Econoram is a trademark of Godbout Electronics.

# GODBOUT

GODBOUT ELECTRONICS  
Bldg. 725, Oakland Airport, CA 94614

TERMS: Cal res add tax. Allow 5% for shipping, excess refunded. VISA®/MasterCharge® call our 24 hour order desk at (415) 562-0636. COD OK with street address for UPS. Prices good through cover month of magazine.

CIRCLE NO. 30 ON FREE INFORMATION CARD

# BEAT HIGH GAS PRICES!



CALL FREE  
800-257-7955



## ELECTRIFY YOUR BIKE!

**PEDALPOWER** exciting new bike drive tames tough hills. Be independent. Shop when you want. Fits all Bikes, Adult Trikes. Installs in minutes. Thousands sold. Recharges overnight. Travels 100 miles for a dime. **MONEY BACK GUARANTEE.**

Call toll free: 800-257-7955\*

Or send today for

## FREE ILLUSTRATED PEDALPOWER BOOKLET

Plus free information on complete line of Electric Cars, Electric Bikes and Trikes.

**General Engines Co.**  
5558 Mantua Blvd.  
Sewell, N.J. 08080

\*In N.J., Alaska, or HI. Call Collect: (609) 468-0270

DEALER INQUIRIES INVITED

CIRCLE NO. 29 ON FREE INFORMATION CARD

# MICRO WORLD™

BRINGING INFORMATION TECHNOLOGY TO YOUR DOORSTEP

- ✓ Quality Microcomputer Products
- ✓ Good Delivery
- ✓ Prices You Can Afford



(reg. \$1599)

## \$1349 Double density HORIZON I KIT

- Heath Data Systems Printer ... \$ 895
- IP-125 Printer by Integral Data ... \$ 749
- TI-810 Impact Printer ... \$1695
- Soroc IQ 120 Video Terminal ... \$ 795
- Hazeltine 1500 Video Terminal ... \$ 995
- Mime Terminal ... \$ 742
- Novation CAT Modem ... \$ 199
- Hitachi 9" Monitor ... \$ 184


place your order TOLL FREE

1-800-528-1418

# MICRO WORLD™

1425 W. 12th Place  
Tempe, AZ 85281  
602-894-1193

CIRCLE NO. 42 ON FREE INFORMATION CARD



CALL TOLL FREE: (800)-423-5387  
CA, HI, AK: (213) 886-9200  
YOUR #1 ELECTRONICS SOURCE

### 9V 3A POWER TRANSFORMER \$4 3 for \$10

Metal encased, 2" x 2 1/4" x 2 1/4". Also with 15V, 500 mA winding. 110VAC pri. Cat No. 1339

### LITTON 5.8V POWER PAK \$4 3 for \$10 \* Plug in!

Supplies 5.8V/850mA, 5.0V/190 mA. Vented plastic case, 6 ft. cord. 100VAC pri. Cat No. 1546

### TRIMMER POTS

Cat No.	Value	Turns	Price
1557	20	22	1.00
1556	50	25	1.00
1523	200	4	1.00
1534	200	25	.75
1559	500	25	.75
1839	100K	20	.75
1558	5Meg	1	.75

### TV INTERFERENCE FILTERS 2 for \$1

Decreases static and interference caused by machinery and radios. Attaches to TV antenna leads. Cat No. 1932

### TV MODULATOR KITS \$5

Assembles in minutes! Complete, just add 5-12VDC. For TV games, computers, etc. Ch 3. Illegal in some areas. Cat No. 1854

### NI-CAD 2.4 VOLT POWER PAKS \* Rechargeable

Two cells, connected in series. Available in two versions. Cat No. Price

1952	1200	\$2.80
1952	1200	\$3.50

### VOLTAGE REGULATORS

Order by Cat No. 999 and type

Type	Price
7805T	.90 340K15 1.40
7808T	.90 340K18 1.40
7812T	.90 340K18 1.40
7815T	.90 320K5 1.85
7818T	.90 320K12 1.85
7905T	1.10 320K15 1.85
7912T	1.10 320K24 1.85
7924T	1.10 309K 1.40
340K5	1.40 317T 2.75
340K12	1.40 323K 7.00

### Send for FREE CATALOG

Featuring:

The best selection of computer accessories add-ons, factory fresh IC's, led's, semi's, software, PC aids, prototyping aids, books, test equipment, and more! Always updated! Dozens of new products every issue!

### HOW TO ORDER

Pay by check, COD, VISA, or MasterCard. Charge orders include expiration date. Order by phone or mail. Minimum order \$10. Please include phone number and magazine issue you are ordering from. USA: add \$2 for shipping/handling ground, add \$3 for air. FOREIGN: Add \$3 for shipping/handling surface, \$6 for air. COD's \$1 add'l! Guaranteed satisfaction for 120 days or your money back! Not responsible for typographical errors. We reserve the right to limit quantities.

### 741\$

Order by Cat #999 and type.

TYPE	PRICE	Limited Quantities
741500 .30	741595 1.00	7415193 1.50
741501 .25	741596 1.15	7415194 1.25
741502 .30	7415107 .45	7415195 1.25
741503 .25	7415109 .50	7415196 1.75
741504 .40	7415112 .50	7415197 1.75
741505 .35	7415113 .50	7415221 1.00
741508 .35	7415114 .50	7415240 4.00
741509 .27	7415122 .50	7415241 4.00
741510 .35	7415124 1.35	7415242 4.00
741511 .75	7415125 .90	7415243 4.00
741512 .30	7415126 .50	7415244 4.50
741513 .60	7415132 1.00	7415247 1.42
741517 .25	7415136 .55	7415279 .95
741520 .30	7415138 .95	7415283 1.00
741521 .35	7415139 .95	7415287 1.50
741522 .29	7415145 1.25	7415288 1.75
741526 .29	7415147 2.20	7415289 2.00
741527 .40	7415149 1.00	7415260 8.99
741530 .30	7415153 1.00	7415261 2.35
741532 .40	7415154 1.50	7415266 .55
741533 .52	7415155 .95	7415273 1.50
741537 .45	7415156 .55	7415279 .95
741538 .40	7415157 .95	7415283 .80
741540 .35	7415158 .75	7415298 .95
741542 .90	7415160 1.10	7415365 .85
741543 .90	7415161 .95	7415366 .85
741548 .80	7415162 .98	7415367 .85
741551 .35	7415163 1.25	7415368 .85
741554 .35	7415164 1.35	7415670 2.75
741555 .95	7415165 .95	7415368 .85
741557 .45	7415171 1.35	7415373 3.05
741574 .45	7415169 1.20	7415378 1.50
741575 .70	7415170 1.75	7415424 2.40
741576 .45	7415173 1.50	7415668 1.25
741581 .35	7415174 1.35	811595 1.25
741585 1.50	7415175 1.35	811596 1.55
741586 .50	7415181 3.00	811597 2.75
741590 .49	7415190 1.10	811598 1.25
741593 .75	7415192 1.25	

### LINES

Order by Cat #999 and type.

TYPE	PRICE	Limited Quantities
7400 .16	7453 17	74151 .63
7401 .20	7454 20	74153 .60
7402 .20	7460 29	74154 1.00
7403 .20	7461 25	74155 7.00
7404 .20	7472 25	74157 .60
7405 .20	7473 35	74160 .85
7406 .16	7474 35	74161 .75
7407 .16	7475 35	74162 1.95
7408 .20	7476 35	74163 7.75
7409 .20	7480 59	74164 .89
7410 .20	7481 120	74165 .95
7411 .25	7482 99	74166 1.45
7412 .25	7483 65	74170 1.60
7413 .35	7485 65	74173 .99
7414 .60	7486 35	74174 .85
7416 .19	7489 1.75	74175 .70
7417 .25	7491 35	74176 .80
7420 .20	7491 55	74177 .75
7423 .22	7492 45	74180 .65
7425 .20	7493 45	74181 1.75
7426 .32	7496 65	74182 .89
7427 .25	7495 65	74190 1.25
7430 .25	7496 65	74191 .95
7432 .25	7497 3.50	74192 .75
7436 .55	74100 1.29	74193 .75
7437 .25	74101 31	74195 7.00
7438 .25	74109 55	74196 .92
7439 .20	74116 1.95	74221 .85
7440 .20	74120 1.60	74251 .80
7441 .70	74121 35	74273 1.10
7442 .50	74122 40	74278 3.00
7443 .50	74123 60	74365 .65
7444 .50	74126 40	74366 .65
7445 .75	74128 49	74367 .65
7446 .75	74131 65	74368 .65
7447 .65	74139 75	74393 1.95
7448 .79	74141 81	8797 1.65
7450 .20	74145 65	8798 1.75
7451 .20	74150	

### CMOS

Order by Cat #999 and type.

TYPE	PRICE	Limited Quantities
CD4000 .26	CD4020 1.10	CD4051 1.30
CD4001 .26	CD4021 1.25	CD4052 70
CD4002 .26	CD4022 1.10	CD4053 1.05
CD4006 1.00	CD4023 .75	CD4066 .87
CD4007 .26	CD4024 .75	CD4069 .40
CD4008 .25	CD4025 .26	CD4071 .26
CD4009 .45	CD4026 .31	CD4081 .79
CD4010 .45	CD4027 .65	CD4082 .29
CD4011 .28	CD4028 .85	CD4050 .95
CD4012 .25	CD4030 .45	CD4056 .55
CD4013 .35	CD4035 .90	CD4073 1.10
CD4014 1.25	CD4040 1.10	CD4022 .45
CD4015 1.20	CD4044 .79	CD4026 .42
CD4016 .45	CD4045 1.00	CD4028 .35
CD4017 1.10	CD4046 .50	CD4029 .35
CD4018 1.00	CD4049 .45	CD4034 .45
CD4019 .45	CD4050 .45	

### TTL's

Order by Cat #999 and type.

TYPE	PRICE	Limited Quantities
300A-N-8	322T 2.00	741N-8 .39
305H .80	324N .72	1455 1.40
308A-N	3039N .89	1488 1.25
308H .70	339N .80	1489N 1.45
308N-8 .80	342N .70	3302 4.5
309H 1.20	555N-8 .29	CA3401 7.75
311N-8 .90	556N .88	3900 7.75
311H .90	565N 1.25	5369 1.95
312H .75	605N 1.25	75451 .49
317H 2.75	703N .50	75453 .40
318H 1.40	723CN .30	
319H 1.45	741CN .30	

19511 Business Center Drive  
Dept P11  
Northridge, Ca. 91324

CIRCLE NO. 31 ON FREE INFORMATION CARD



# Tested **AA** NICADS **98C**

SPECIAL-BY-MAIL OFFER

Brand new — slight imperfections on case!

Delta No.	Type	Ampere Hours	Dimen.	SALE
5685P	1/3A	170	619dia. x .680	.78
5686P+	1/3A	200	619dia. x .758	.88
5687P	AA	500	545dia. x 1.83	.98
5688P+	AA	550	687dia. x 1.98	.98
5689P	Sub C	1.2	865dia. x 1.645	1.58
5677P+	C	2.0	1.06 dia. x 1.87	2.08
5687P	C	2.0	1.028dia. x 1.85	1.98
5679P	1/2D	2.3	1.305dia. x 1.375	1.98
5678P	D	4.0	1.308dia. x 2.28	2.78

Delta No.	Type	Ampere Hours	Dimen.	SALE
5685P	1.2	.05	.895dia. x .205	.58
5683P	1.2	.15	.985dia. x .275	.68
5684P	1.2	.22	1.36 dia. x .207	.78
5682P	1.2	.22	1.36 dia. x .308	.88
5681P	1.2	.22	1.61 dia. x .320	.98

100% Guaranteed—Rechargeable

\*=Have tabs to permit soldering. +=buttons on both ends.

## \$100 STEREO AUTO RADIO

AM/FM Multiplex



**PUSH BUTTON 12.99**

One of America's largest independent manufacturers of automobile radios has given up! We have been fortunate in acquiring some of the last auto radios in production. These were AM-FM-MPX-Stereo sets...designed for new cars. The sets came right off the production line, and when the line stopped, they did not have the top metal cover & the front bezel. They are, however, 100% operational & come complete with knobs & mounting nuts & push buttons. These high-quality sets are ideal for installing in your auto, camper, boat or any other place where 12 VDC is available. Delta No. 5725P

**SPEAKERS**  
 No. 5730P 4-Ohms Ford speaker.....\$5.95 2 for \$10  
 No. 5726P Dual imp. coil, 4 or 8 ohms.....\$8.95 2 for \$16  
 No. 5727P 4-Ohms Ford speaker.....\$5.95 2 for \$10  
 No. 5728P 4-Ohms (not illus.).....\$7.95 2 for \$14



## WAVETEK ANTENUATORS

MODEL: 50100-2 Rotary Attenuator Delta No. 5670P  
 Attenuation: 0-100 db in 20 db steps  
 Rotation: Increasing attenuation in CW direction, 6 position -5° throw, with stops at each end of rotation.  
 Impedance: 50 ohms  
 Insertion Loss: > 0.5db  
 Range: DC to 1 GHz  
 Power: 0.5 watts  
 Accuracy: ± 0.5 db from DC to 500 MHz  
 ± 1.0 db from 500 MHz to 1 GHz  
 RF Connectors: SMA Jack receptacle  
 Size: 1 7/8" diam. x 3 7/16" long.

ORIGINAL COST over \$100. each!

## Copper Clad PC Boards!

DOUBLE SIDED  
 No. 5712P...12x18", double-sided copper clad, with approx. 1-oz. of copper each side, over 1/16" G-10 glass epoxy board. **2.50**  
 (No holes). Original Delta price \$5. ea.

No. 5711P...16x17" double-sided copper clad with approx. 1-oz of copper each side, over 1/16 G-10 Glass epoxy (no holes). Was \$6 @ Delta. **\$3.**

## BELDEN TEST PROD WIRE

0.06 a ft.  
**25-ft. \$1.50** Delta No. 5717P — Black  
 Delta No. 5718P — Red  
 BELDEN No. 8899 Test Prod Wire is extremely flexible wire that has a high dielectric strength. Tinned copper 18 AWG—65 x 36 stranded—separator, & is rubber insulated. Outer dia. 0.144"...breakdown voltage 20,000V...and suggested working volts is 5000V. Sells in the Cramer catalog for \$0.16 1/2 cents per ft. (10-ft. lot).

Add 10% for postage-excess refunded



**DELTA ELECTRONICS**  
 176 SECOND AVE.  
 WALTHAM, MASS.  
 02154  
 Minimum Order \$8.00  
 TEL. (617) 388-4705

Visit our retail at 7 Oakland St., Amesbury, Mass.  
 CIRCLE NO. 19 ON FREE INFORMATION CARD

# PLANNING TO MOVE?

Let us know 8 weeks in advance so that you won't miss a single issue of **POPULAR ELECTRONICS**.

Attach old label where indicated and print new address in space provided. Also include your mailing label whenever you write concerning your subscription. It helps us serve you promptly.

Write to: P.O. Box 2774, Boulder, CO 80322 giving the following information:

Change address only  Extend my subscription

### ENTER NEW SUBSCRIPTION

1 year \$13.00  Payment enclosed (1 extra BONUS issue)  
 Allow 30-60 days for delivery.  Bill me later

AFFIX OLD LABEL →  
 If you have no label handy, print OLD address here.

Name \_\_\_\_\_ please print  
 Address \_\_\_\_\_  
 City \_\_\_\_\_  
 State \_\_\_\_\_ Zip \_\_\_\_\_

NEW ADDRESS HERE 0392

Name \_\_\_\_\_ please print  
 Address \_\_\_\_\_ Apt. \_\_\_\_\_

City \_\_\_\_\_

State \_\_\_\_\_ Zip \_\_\_\_\_

Additional postage on foreign orders: add \$3 a year for Canada, \$5 a year for all other countries outside the U.S. and its possessions. Cash only on foreign orders, payable in U.S. currency.

## FULL RANGE SPEAKER SYSTEM



Reg. 17.99 PR. **13.99 PR.**  
 SP-630

- Mar-Proof Walnut Vinyl Finish Over Particle Board
- Complete With 9' Hook-Cable with RCA Pin Plug
- Size: 17 1/4 x 10 x 4 1/4"
- 8 Ohms Imp. •Wt. 17 lbs.

## BEARFINDER RADAR DETECTOR



**29.99** AU-561  
 Reg. 39.99

- Sensitivity Control •Lighter Plug
- Detects Stationary & Moving Radar
- For 12 Volt Systems •Easy mount/dismount.
- 6 x 3 x 4 1/2" •Shpg. Wt. 2 lbs.
- (Prohibited in some States)

## LOW VOLTAGE CAPACITORS



CD-407

**2.19**  
 Reg. 3.5

- Axial and Radial Lead Types
- Shpg. Wt. 1 lb.

## 12 VDC FAN



MO-452

**1.99**  
 Reg. 2.49

- 12 VDC Fan and Motor
- Fan Comes with a 120V Heating Element
- Size: 1 1/4" dia. x 2 1/2" long •Wt. 1/2 lb.

## SWR PANEL METER



**2 / \$1** ME-247  
 Reg. 1.29

- For CB's, Testers, Etc.
- Has 210uA, Horizontal Mtg & "S"/W/SWR
- Size 1 1/2 x 1/2 x 1 1/8" •Shpg. Wt. 1/4 lb.

## PARTS BARGAIN 20 lb. SURPRISE KIT



Reg. 10.99 **3.99** XX-197

- You Could Find Capacitors, Motors, Resistors, Parts & Hardware Needed By Hobbyists

## ELECTRET CONDENSER MIKE ELEMENT



Reg. 35 **2.39** MK-126

- Miniature Size Only 3/4" Thick
- Shpg. Wt. 1 lb.

## Olson PENCIL TIP SOLDERING IRON



Reg. 3.99 **2.49** TL-448

- Tip Reaches Temperature to 250°
- 9/4" long •117 VAC •Shpg. Wt. 1/4 lb.

Dept. IV 260 S. Forge St. Akron, Ohio 44327

**Olson electronics**



**FREE!**

NAME \_\_\_\_\_  
 ADDRESS \_\_\_\_\_  
 CITY \_\_\_\_\_  
 STATE \_\_\_\_\_ ZIP \_\_\_\_\_

Qty.	Stk. #	Description	Price Ea	Total

For 24 Hour PHONE Service Call (216)535-1800

Tax \_\_\_\_\_  
 Postage \_\_\_\_\_  
 Total \_\_\_\_\_

Please send me a free subscription to Olson Value Packed Catalog. (Within the Continental USA Only)

CIRCLE NO. 52 ON FREE INFORMATION CARD

# Electronics Classified

**REGULAR CLASSIFIED: COMMERCIAL RATE:** For firms or individuals offering commercial products or services, \$2.75 per word. Minimum order \$41.25. **EXPAND-AD® CLASSIFIED RATE:** \$4.10 per word. Minimum order \$61.50. Frequency discount: 5% for 6 months; 10% for 12 months paid in advance. **PERSONAL RATE:** For individuals with a personal item to buy or sell, \$1.60 per word. No minimum! **DISPLAY CLASSIFIED:** 1" by 1 column (2-1/4" wide), \$330. 2" by 1 column, \$660.00. 3" by 1 column, \$990.00. Advertiser to supply film positives. For frequency rates, please inquire. **GENERAL INFORMATION:** Ad copy must be typewritten or clearly printed. Payment must accompany copy except when ads are to be billed on credit cards—American Express, Diners Club, Master Charge, VISA (supply expiration date)—or when ads are placed by accredited advertising agencies. First word in all ads set in caps. All copy subject to publisher's approval. All advertisers using Post Office Boxes in their addresses **MUST** supply publisher with permanent address and telephone number before ad can be run. Advertisements will not be published which advertise or promote the use of devices for the surreptitious interception of communications. Ads are not acknowledged. This will appear in first issue to go to press after closing date. Closing Date: 1st of the 2nd month preceding cover date (for example, March issue closes January 1st). Send order and remittance to Classified Advertising, **POPULAR ELECTRONICS**, One Park Avenue, New York, N.Y. 10016. For inquiries, contact Linda Lemberg at (212) 725-3924.

## FOR SALE

**FREE!** Bargain Catalog — I.C.'s, LED's, readouts, fiber optics, calculators parts & kits, semiconductors, parts. Poly Paks, Box 942PE, Lynnfield, Mass. 01940.

**GOVERNMENT** and industrial surplus receivers, transmitters, sniperscopes, electronic parts, Picture Catalog 25 cents. Meshna, Nahant, Mass. 01908.

**LOWEST Prices** Electronic Parts. Confidential Catalog Free. KNAPP, 4750 96th St N., St. Petersburg, FL 33708.

**ELECTRONIC PARTS**, semiconductors, kits. **FREE FLYER.** Large catalog \$1.00 deposit. **BIGELOW ELECTRONICS**, Bluffton, Ohio 45817.

**RADIO** — T.V. Tubes — 36 cents each. Send for free catalog. Cornell, 4213 University, San Diego, Calif. 92105.

**AMATEUR SCIENTISTS**, Electronics Experimenters, Science Fair Students... Construction plans — Complete, including drawings, schematics, parts list with prices and sources... Robot Man — Psychedelic shows — Lasers — Emotion/Lie Detector — Touch Tone Dial — Quadraphonic Adapter — Transistorized Ignition — Burglar Alarm — Sound Meter... over 60 items. Send \$1.00 (no stamps) for complete catalog. Technical Writers Group, Box 5994, University Station, Raleigh, N.C. 27650.

**SOUND SYNTHESIZER KITS** — Surf \$14.95, Wind \$14.95, Wind Chimes \$19.95, Musical Accessories, many more. Catalog free. PAIA Electronics, Box J14359, Oklahoma City, OK 73114.

**HEAR POLICE/FIRE Dispatchers!** Catalog shows exclusive directories of "confidential" channels, scanners. Send postage stamp. Communications, Box 56-PE, Commack, N.Y. 11725.

**TELETYPE EQUIPMENT:** Copy Military, Press, Weather, Amateur, Commercial Transmissions. Catalog \$1.00. **WEATHER MAP RECORDERS:** Copy Satellite Photographs, National-Local Weather Maps. Learn How! \$1.00. Atlantic Sales, 3730 Nautilus Ave., Brooklyn, NY 11224. Phone: (212) 372-0349.

**WHOLESALE C.B.**, Scanners, Antennas, Catalog 25 cents. Crystals: Special cut, \$4.95, Monitor \$3.95. Send make, model, frequency. G. Enterprises, Box 461P, Clearfield, UT 84015.

**BUILD AND SAVE TELEPHONES, TELEVISION, DETECTIVE, BROADCAST** Electronics. We sell construction plans with an Engineering Service. Speakerphones, Answering Machines, Carphones, Phonevision, Dialers, Color TV Converters, VTR, Games, \$25 TV Camera, Electron Microscope, Special Effects Generator, Time Base Corrector, Chroma Key. Engineering Courses in Telephone, Integrated Circuits, Detective Electronics. PLUS MUCH MORE. NEW Super Hobby Catalog PLUS year's subscription to Electronic News Letter, \$1.00. Don Britton Enterprises, 6200 Wilshire Blvd., Los Angeles, Calif. 90048.

**NAME BRAND Test Equipment.** Up to 50% discount. Free catalog. Salen Electronics, Box 82, Skokie, Illinois 60077.

**NAME BRAND TEST EQUIPMENT** at discount prices. 72 page catalogue free. Write: Dept. PE, North American Electronics, 1468 West 25th Street, Cleveland, OH 44113.

**UNSCRAMBLE CODED MESSAGES** from Police, Fire and Medical Channels. Same day service. Satisfaction guaranteed. Don Nobles Electronics, Inc., Rt. 7, Box 610, Hot Springs, Arkansas 71901. (501) 623-6027.

**UNSCRAMBLER KIT.** Tunes all scramble frequencies, may be built-in most scanners, 2-3/4 x 2-1/4 X 1/2. \$19.95. Factory built Code-Breaker, \$29.95. Free Catalog: KRYSTAL KITS, Box 445, Bentonville, Ark. 72712. (501) 273-5340.

**UNSCRAMBLERS** FOR any scanner. Several models available. Free literature. Capri Electronics, 8753T Windom, St. Louis, MO 63114.

## SpeakerGuts.

The absolute latest in advanced speaker technology. *Wave Aperture™ Drivers, the Patented Nestrovic Woofer System™*, raw speaker components selected for their excellence. Horns, crossovers, subwoofers, woofers, midranges, horn and dome tweeters. Over 30 in all. Build your own speaker system and we'll provide top quality speakers and design information. Send for FREE 48 page color catalog from the largest, most experienced speaker kit manufacturer in the world. **DONT DELAY. Write today!**



Dept. APE, 735 N. Northlake Way  
Seattle, Washington 98103

**POLICE/FIRE SCANNERS**, crystals, antennas, CBs, Radar Detectors. HPR, Box 19224, Denver, CO 80219.

**CB RADIOS**, VHF-UHF Scanners, Crystal, Antennas, Radar Detectors. Wholesale. Southland, Box 3591, Baytown, TX 77520.

**PRINTED CIRCUIT** supplies, chemicals, tools, artwork, plating solutions. Major credit cards. Catalog \$1.00, refundable. CIRCOLEX, Box 198, Marcy, NY 13403.

**RECONDITIONED TEST EQUIPMENT** \$1.00 for catalog. WALTER'S TEST EQUIPMENT, 2697 Nickel, San Pablo, CA 94806, (415) 758-1050.

**NEGATIVE ION GENERATORS** AND ACCESSORIES. (Kits). Fascinating details — \$1.00. Golden Enterprises, Box 1282-PE, Glendale, Arizona 85311.

### Telephone Listening Device

Record telephone conversations in your office or home. Connects between any cassette or tape recorder and your telephone or telephone LINE. Starts automatically when phone is answered. Records both sides of phone conversation. Stops recorder when phone is hung up. This device is not an answering service.

**Super Powerful Wireless Mic**

10 times more powerful than other mics. Transmits up to 1/4 mile to any FM radio. Easy to assemble kit. 15V battery (not incl.)

Call (305) 725-1000 or send \$18.95 + \$1.00 shipping per item to USI Corp., P.O. Box PE-2052, Melbourne, FL 32901. COD's accept. For catalog of transmitters, voice scramblers and other specialty items, enclose \$2.00 to USI Corp.

size 1cu

Each \$18.95

Qty. Disc Avail

size 2 x 3 1/2"

**TRANSISTORS**, IC's, RF-Power, for communications, TV, audio repairs, 2SC756A - \$2.00, 2SC1307 - \$2.15, 2N6084 - \$14.50, STK439 - \$8.75. Many more. Free catalog. B&D Enterprises, Box 32, Mt. Jewett, PA 16740. (814) 837-6820.

**PRINTED CIRCUIT BOARDS**, your artwork, 45¢ sq. in. single sided, 60¢ sq. in. double sided. Mail your order now, or send for free details. Digitronics, P.O. Box 2494, Toledo, OH 43606.

**AUDIO NOISE REDUCTION KIT** — 318 SILENCER for tapes, records, FM. Free brochure. LOGICAL SYSTEMS, 3314 'H' St., Vancouver, Washington 98663.

**ELECTRONIC TEST EQUIPMENT.** Free catalog. E. French, PO Box 249, Aurora, IL 60507.

**LATEST AND BEST** in electronic components, books and supplies. Write for big free catalogue. TRI-TEK, 7808 N 27 Ave., Phoenix, AZ 85021.

**BARGAINS GALORE!** Monthly swap sheet for radio collectors, hams, experimenters, etc. Send long SASE for sample. Electronics Trader, Box 2377, Argus, CA 93562.

**FREE SAMPLE** of optical fiber if you send for our catalog of fiber optic and electronic supplies. FIBERTRONICS, Box 322, Primos, PA 19018.

## New SATELLITE For the TV home.

**Supersharp Reception—Color Like Never Before**

**Get over 50 channels of television directly from the satellite! HBO, Showtime, the Superstations, and sports from around the world!**

*Works Anywhere!*

**Buy complete or build and save. Our book tells everything! Send \$7.95 today or call our 24 hr. C.O.D. Hotline!**

**(305) 869-4283**

**SPACECOAST RESEARCH**  
P.O. Box 442, Dept. H, Altamonte Springs, FL 32701

## TREMENDOUS BUYS In New And Gov't Surplus Equipment

### Dial Telephone "SUPER BUY"

Save us the labor costs of cleaning and polishing and save \$555 on standard dial telephones. Work on any commercial system. Complete. (no parts missing) in good working order. Your choice of desk or wall models. These are take-outs from commercial service (not toys) — instructions furnished.

DISK PHONE

ORIGINAL \$77.50

WALL PHONE

Wall Model #715 WPE \$7.95 PREPAID IN U.S.A.  
Desk Model #715 PE \$7.95 Does not include HAWAII, ALASKA, P.R.

PRICE EACH

**FREE CATALOG** Shows BIG SAVINGS On

- ELECTRONICS • ELECTRICAL • ALARM SYSTEMS • TELEPHONES • PUMPS
- BINOCULARS • GEAR MOTORS • WINCHES • SURVEYING INSTRUMENTS
- GENERATORS • COMPRESSORS • HYDRAULICS • POWER TOOLS • WELDERS
- POWER PLANTS • CHEMICAL SPRAYING • TARPOLYMER • MANY OTHERS

**Surplus Center Box 82209-PE Lincoln, Ne. 68501**

**USED AMATEUR RADIO EQUIPMENT FOR SALE.** Nationwide list \$2.50. Amateurs Exchange, Box 374-PE, Visalia, CA 93279.

**NEW ELECTRONIC PARTS.** Continuously stocked. Stamp brings catalog. Daytapro Electronics, 3029 N. Wilshire Ln, Arlington Hts., IL 60004.

**STARSHIP/OPTICAL DEVICES** will convert your car into a flying disc. Information \$1.00, Plans \$5.00, Kits \$10.00. Crow Research, 11441 Heather St. NW, Coon Rapids, MN 55433.

**ELECTRONICS COMPLETED KITS.** No wiring. FM mic. VU meter. Touch control switch programmable music block. Wheel fortune game, etc. Save up to 50%. Write for free catalogue today. Postcard will do. Supertronics Inc., 39 Bowery, Box 88, New York, NY 10002.

**SATELITE TELEVISION — MOVIES, SPORTS, etc.** Build or buy earth station. Send \$3.00 for information. Satellite T.V., Box 140, Oxford, NY 13830.

**SCANNER CRYSTALS \$2.95.** Diamond phono needles \$2.95. Cobra C.B. power mics \$9.95. Add 50¢ for shipping, \$1.00 for catalogue (refundable). WAVELENGTH, Box 85, Noblesville, IN 46060.

**SCA adapter converts FM radios to receive hidden talk, music programs.** Details 25c; list of SCA stations \$2.00. FM Atlas, Adolf, MN 55701.

**TEST EQUIPMENT AND INSTRUMENTATION** at factory direct prices. FREE literature. Dealer inquiries invited. Woodland, Box 735, Mansfield, MA 02048.

**SIMPLE 3IC DIGITAL AUTO DOCUMENTATION** for temp. and voltmeter gauges, P.O. USA — Canada, \$3.25. Boards and components now available. Digital World, P.O. Box 5508, Augusta, GA 30906.

**HEWLETT PACKARD SCOPES** 22mhz Dual Trace \$350.00. 50mhz Dual Trace \$650.00. Calibrated, Guaranteed Free Catalog: A-Ok Electronics, 1445 N.W. 9th St., Homestead, FL 33030. (305) 247-6349.

**2708's ERASED AND/OR PROGRAMMED.** Your 2708 or ours. 1 to ?? Write for info. P.O. Box 1368, Olive Bridge, NY 12461. (914) 657-6335.

**B&K Test Equipment 18% discount.** Free catalog. Free Shipping. Spacetrón-AB, 948 Prospect, Elmhurst, IL 60126.

**FIX CB RADIOS** for yourself, friends or profit. Complete manual now \$10.95 from A.P. SYSTEMS, P.O. Box 488PE, Milford, PA 18337. (717) 686-5900.

**MEASURE CAPACITORS DIGITALLY** to ± 1% with your counter using our Capacitance-to-Period Converter, \$16.95. Free Brochure. Hall Engineering, Dept. PE, PO Box 506, Martinsville, NJ 08836.

**HOW TO BUILD CROSSOVERS.** Design and construction book, \$5.00. Book of tables showing component values for 2590 discreet impedance-frequency points, 6 dB/oct \$8.00. 12 dB/oct \$8.00. Mesalab, 3942 Mesa Ave., Sarasota, FL 33583.

**NEW CATALOG** of low cost electronic parts. Send for FREE copy. ALL ELECTRONICS CORP., Dept. F, 905 S. Vermont Ave., Los Angeles, CA 90006.

**GIANT-SCREEN TV.** Projection system kit includes lens, plans, Instructions. \$16.00. Guaranteed. ADP Enterprises, Box AW-2, Brisbane, CA 94005.

## PLANS AND KITS

**AMAZING ELECTRONIC PRODUCTS**

LASERS SUPER POWERED. RIFLE, PISTOL, POCKET - SEE IN DARK - PYRO-TECHNICAL, DE-BUGGING - UNCRACKERS - GIANT TESLA - STUNNING TV DISRUPTER - ENERGY PRODUCING, SCIENTIFIC DETECTION, ELECTRIFYING, CHEMICAL, ULTRASOUND, CB, AERO, AUTO AND MECH DEVICES, HUNDREDS MORE - ALL NEW PLUS INFO UNLTO PARTS SERVICE

**INFORMATION unlimited**

CATALOG \$1 Dept. E8, Box 716, Amherst, NH 03021

**FREE KIT Catalog** contains Test and Experimenter's Equipment. Dage Scientific Instruments, Box 1054P, Livermore, CA 94550.


## BUILD YOUR OWN SYMPHONY OF SOUND!



It's fun and easy — takes just minutes a day! Complete kits for organs, pianos, stringers, rhythms, amplifiers, synthesizers. Also factory assembled. 104-page catalog \$2.00

**WERSI**

Wersi Electronics, Inc.  
Dept. ZD, 1720 Hempstead Road  
Lancaster, PA 17601



**TIGER 500  
SIMPLI-KIT**

## FOR THE DO-IT-YOURSELFER

**NOW! a high quality CD ELECTRONIC IGNITION SYSTEM in kit form.**

Contains all components and solder to build complete Solid-State Electronic CD Ignition System for your car. Assembly requires less than 3 hours.

- Increases MPG 15%
- Increases horsepower 15%
- Plugs and Points last 50,000 miles
- Eliminates 4 or 5 tune-ups
- Instant starting, any weather
- Dual system switch

Fits only 12 volt neg. ground  
Only \$26.95 postpaid

**Tri-Star Corporation**

P.O. Box 1727 Grand Junction, Colorado 81501

**TV-OSCILLOSCOPE CONVERTER** externally adapts TV into audio-frequency oscilloscope. Info. \$1.00, Plans \$7.50. with P.C. \$15.00, complete kit \$60.00. Evolutionics, Box 855-L, San Rafael, CA 94902.

**PRINTED CIRCUIT Boards** from sketch or artwork. Kit projects. Free details. DANOCINTHS Inc., Box 261, Westland, MI 48185.

**ELECTRONICS KITS:** For information, send self addressed stamped envelope. GI Kits, Box 2329, Garland, TX 75041.

**HIFI STEREO AMPLIFIER.** Construct your own, complete pc mounts and instructions. Info \$1.00. Otech, P.O. Box 1245, Des Plaines, IL 60018.

**ELECTRONICS KITS** including wireless microphones, alarms, clocks, sound effects, etc. Brochure Elektrokit, Box 568, Milford, Mass. 01757.

**TESLA COIL — 40" SPARKS!** Plans \$7.50. Information 75 cents. Huntington Electronics, Box 2009-P, Huntington, Conn. 06484.

**GRAPHIC EQUALIZER KIT** only \$100. Twelve bands/channel, superior specifications. Send \$2.50 (refundable) for complete instructions with review, or write: Symmetric Sound Systems, Dept. P, 912 Knobcone, Loveland, CO 80537.

**PROJECTION TV . . .** Convert your TV to project 7 Foot picture. Results equal to \$2,500 projector. Total cost less than \$20.00. PLANS & LENS \$16.00. Illustrated info. FREE: Macrocombc, Washington Crossing, PA 18977.

**SCA ADAPTER KIT** makes your FM receive hidden programs. Background music, ethnic, religious, news. Only \$17.00 postpaid. Communications Poly Services, Box 3251F, Westford, Mass. 01886.

**VLF LOOP ANTENNA** and base mounted preamp. Plans \$3.00. Also kit available. TEC-PAK, P.O. Box 159, Glenshaw, PA 15116.

**LASER plans** using laser diode \$4.00 one-forty watts (specify). LASERTRONICS, 12320 Southwest Spring, Portland, OR 97225.

**DOLBY DECODER** now assembled for \$100. Also Kit encode/decode. Reviews. PN INTEGREGX, Box 747, Havertown, PA 19083.

## TUBES

**RADIO & T.V. Tubes —** 36 cents each. Send for free Catalog. Cornell, 4213 University, San Diego, Calif. 92105.

**TUBES: "Oldies",** Latest. Supplies, components, schematics. Catalog Free (stamp appreciated). Steinmetz, 7519-PE Maplewood, Hammond, Ind. 46324.

**TUBES-RECEIVING,** Industrial and Semiconductors Factory Boxed. Free price sheet including TV. Radio and audio parts list. Transteron, Inc., 1365 39th St., Brooklyn, New York 11218. Telephone: (212) 633-2800. Toll free: 800-221-5802.

**RADIO AND TV TUBES** 1938 to 1978 \$1.00 ea. PRELLER TV, Augusta, AR 72006. (501) 347-2281.

## ALARMS

**QUALITY BURGLAR-FIRE ALARM EQUIPMENT** at discount prices. Free Catalog! Steffens, Box 624L, Cranford, N.J. 07016.

**BREAKTHROUGH CONCEPT** in low cost home security. Free information. DMD Scientific, Box 6251-F, Flint, MI 48508.

**Burglar-Fire Protection**

**FIRE**

Protect Your Life, Home, Business, Auto, etc.

• Our catalog shows how. Install your own alarm systems and devices and save \$\$\$\$.

We offer FREE write-in engineering service.

**FREE CATALOG**

Lowest Prices on Reliable, High-Quality Alarm Systems and Devices

**Burdex Security Co. Box 82802-PE Lincoln, Ne. 68501**

## TELEPHONES & PARTS

**TELEPHONES UNLIMITED, EQUIPMENT SUPPLIES.** ALL TYPES, REGULAR, KEYED, MODULAR. FREE CATALOG. Call now toll free. (800) 824-7888. In California (800) 852-7777. Alaska-Hawaii (800) 824-7919. Ask for operator 738.

## HIGH FIDELITY

**DIAMOND NEEDLES** and Stereo Cartridges at Discount prices for Shure, Pickering, Stanton, Empire, Grado Audio Technica, Osawa, Satin and ADC. Send for free catalog. LYLE CARTRIDGES, Dept. P, Box 69, Kensington Station, Brooklyn, New York 11218. Toll Free 800-221-0906 9AM - 8PM except Sunday.

**LOWEST PRICES** on stereo components. BOSE, SAE, DBX and more. Dynamic Sound, Box 168(B), Starkville, MS 39759. (601) 323-0750. 1 PM - 9 PM.

## WANTED

**GOLD, Silver, Platinum, Mercury, Tantalum** wanted. Highest prices paid by refinery. Ores assayed. Free circular. Mercury Terminal, Norwood, MA 02062.

**OLD BASEBALL CARDS.** Contact: Earhart, 3660 Cartwright, Pasadena, CA 91107.

## GOVERNMENT SURPLUS

**MANUALS** for Govt Surplus radios, test sets, scopes. List 50 cents (coin). Books, 7218 Roanne Drive, Washington, D.C. 20021.

**JEEPS — \$9.30!! — CARS — \$33.50!! — 450,000 ITEMS!! — GOVERNMENT SURPLUS!! — Most COMPREHENSIVE DIRECTORY AVAILABLE** tells how, where to buy!! — YOUR AREA — \$2.00!! — MONEYBACK GUARANTEE!! — "Government: Information Services". Department GE-105, Box 99249, San Francisco, California 94109.

**GOVERNMENT SURPLUS.** Buy your Area. How, where. Send \$2.00. SURPLUS HEADQUARTERS BUILDING, Box 30177-PE, Washington, D.C. 20014.

**"GOVERNMENT SURPLUS DIRECTORY"** Buy 500,000 items (including Jeeps) . . . low, as 2¢ on dollar! Most complete information available — \$2.00 (guaranteed). Surplus Disposal, Box 19107-HK, Washington, DC 20036.

**SURPLUS Government Property.** Booklet tells how, where. Moneyback Guarantee. \$1.00. ADP Enterprises, Box AW-7, Brisbane, CA 94005.

## PERSONALS

**MAKE FRIENDS WORLDWIDE** through international correspondence, illustrated brochure free. Hermes-Verlag, Box 110660-Z, D-1000 Berlin 11, W. Germany.

**MAILORDER SUCCESS!** Interested? Free exposé. TWP-V, Box 6226, Toledo, Ohio 43614.

**SAVE THOUSANDS!!** New Booklet Reveals How to Assure More Retirement Security and More Life Insurance Protection AT A Fraction Of Your Present Cost. Don't Be Cheated!! Satisfaction Guaranteed. Only \$3.95. Vinewood Publications, Box 133-AB, Northville, MI 48167.

## INSTRUCTION

**PASS FCC EXAMS**

TESTS-ANSWERS FOR FCC FIRST AND SECOND CLASS COMMERCIAL LICENSE

The Original FCC Tests-Answers exam manual that prepares you at home for FCC First and Second class Radiotelephone licenses. Newly revised multiple-choice exams cover all areas tested on the actual FCC exam. Plus "Self-Study Ability Test" Proven! \$9.95 postpaid. Moneyback Guarantee.

**COMMAND PRODUCTIONS** Radio Engineering Division

P.O. Box 26348-P  
San Francisco, CA 94126

**UNIVERSITY DEGREES BY MAIL!** Bachelors, Masters, Ph.D.'s. Free revealing details. Counseling, Box 317-PE11, Tustin, California 92680.

**LEARN WHILE ASLEEP! HYPNOTIZE!** Astonishing details, strange catalog free! Autosuggestion, Box 24-ZD, Olympia, Washington 98507.

**INTENSIVE 5 week course for Broadcast Engineers, FCC First Class license.** Student rooms at the school. Radio Engineering Inc., 61 N. Pineapple Ave., Sarasota, FL 33577.

**RADIO BROADCASTING:** Become DJ, engineer. Start your own station — investment/experience unnecessary! Receive free equipment, records. Free details. Broadcasting, Box 130-A11, Paradise, CA 95969.

**LEARN ELECTRONIC ORGAN SERVICING** at home. Completely revised course covers latest models including digital, LSI's, synthesizers, etc. NILES BRYANT SCHOOL, PO Box 20153, Sacramento, CA 95820.

**COLLEGE DEGREES BY MAIL!** No classes. Fast, Economical. Accredited. FREE Revealing details. Success, Box 131511-R11, Columbus, Ohio 43213.

**FIX CB RADIOS** for yourself, friends or profit. Complete manual now \$10.95 from A.P. SYSTEMS. Box 488P, Milford, PA 18337. (717) 686-5900.

**1979 FCC-TYPE Questions and Answers** for commercial examinations. Find out if you are ready! First class test — \$9.95. Second class test — \$9.95 M<sup>2</sup> Enterprises, P.O. Box 1022, Troy, MI 48099.

**BEGINNERS!!** Learn to design and trouble shoot electronic circuits. Send \$7.95 to Chapel Company, Department PE-11, 3724 Colonial Ave., Erie, PA 16506.

## FOR INVENTORS

**PATENT AND DEVELOP** Your invention. Registered Patent Agent and Licensed Professional Engineer, Send for FREE PATENT INFORMATION every inventor should have. Richard L. Miller, P.E., 3612 Woolworth Building, New York, NY 10007. (212) 267-5252.

## INVENTIONS WANTED

**FREE CONSULTATION • NO IDEA TOO SMALL**  
Disclosure protection Cash or royalties from manufacturers seeking new ideas For free information on how to protect your ideas.  
Call or Write

### American Inventors Corp.

59 Interstate Dr. Dept PE  
West Springfield, MA 01089 (413) 737-5376  
A Fee Based Service Company

**PATENT LAW CLINIC,** established by registered practitioners, provides patent services for reasonable fees. 9359-E Torrent Row, Columbia, Maryland 21045. (301) 997-9280.

## BUSINESS OPPORTUNITIES

**I MADE \$40,000.00 Year by Mailorder!** Helped others make money! Details 25c. Torrey, Box 318-NN, Ypsilanti, Michigan 48197.

**FREE CATALOGS.** Repair air conditioning, refrigeration. Tools, supplies, full instructions. Doolin, 2016 Canton, Dallas, Texas 75201.

**NEW LUXURY CAR WITHOUT COST!** Free Report. Codex-ZZ, Box 6073, Toledo, Ohio 43614. (419) 865-5657.

**MECHANICALLY INCLINED** individuals desiring ownership of Small Electronics Manufacturing Business — without investment. Write: BUSINESSES, 92-K2 Brighton 11th, Brooklyn, New York 11235.

**MILLIONS in Mail!!!** Free Secrets. Transworld-17, Box 6226, Toledo, OH 43614.

### MECHANICALLY INCLINED INDIVIDUALS

Assemble electronic devices in your home. Investment, knowledge, or experience not necessary. Get started in spare time. Above average profits. \$300 - \$600/Wk possible. Sales handled by others. Write for free details.

**ELECTRONIC DEVELOPMENT LAB**  
Drawer 1560 PE, Pinellas Park, FL 33565.

**EARN EXTRA MONEY** — Homeworkers Needed Stuffing Envelopes! Free Details. Write: Jadeway, Box 186-ZD, Gaines, MI 48436.

**ERASE DEBTS** with little-known law — create wealth!! Details FREE — Blueprints, No. EE11, Box 900, Bronx, NY 10471.

**BORROW \$25,000 "OVERNIGHT."** Any purpose. Keep indefinitely! Free Report! Success Research, Box 29263-GK, Indianapolis, Indiana 46229.

**SPARE TIME fortune in Vinyl Repair.** Huge demand creates exceptional profits. Two small \$20 jobs earn you \$1,000 a month. We supply everything. Details free. VIP, 2012 Montrose, Chicago, IL 61618.

**BIG MONEY!** Interested? Free disclosure. Febre-V, Box 6073, Toledo, Ohio 43614. (419) 865-5657.

**WANTED: PERSON OR COMPANY,** well versed in submarine acoustics, for private R&D project. Send brief resume: T&C Enterprises, 1300-J12 Fl. Lowell, Tucson, Arizona 85719.

## EMPLOYMENT OPPORTUNITIES

**ELECTRONICS/AVIONICS EMPLOYMENT OPPORTUNITIES.** Report on jobs now open. Details FREE. Aviation Employment Information Service, Box 240E, Northport, New York 11768.

**ELECTRONIC FIELD SERVICE** — Nationwide positions. Employer pays fees (312) 398-5535. Field Service Search, PO Box 544, Arlington Hts., IL 60004.

**CALIFORNIA BOUND?** "Job hunter's guide to Silicon Valley . . . America's Electronicland." Current! Detailed! Informative! Guaranteed! \$3.95. Platypus Press, Box 671A, Campbell, CA 95008.

## DO-IT-YOURSELF

**AUDIO/ANALOG/SYNTHESIS.** Plans, parts, kits, etc. for the most exciting sound projects ever. Get on our mailing list, send 25c to: CFR Associates Inc., Newton, N.H. 03858.

## REAL ESTATE

**BIG . . . FREE . . . FALL CATALOG!** Over 2,600 top values coast to coast!! UNITED FARM AGENCY, 612-EP, West 47th, Kansas City, MO 64112.

## MICROCOMPUTERS

**TRS-80 MICRO COMPUTERS** by Radio Shack\* at 15% discount! Also have software for business systems. Micro Management Systems, Downtown Shopping Center Plaza, Cairo, GA 31728. (912) 377-7120.

## RUBBER STAMPS

**RUBBER STAMPS, BUSINESS CARDS.** Many new products. Catalog. Jackson's, E-100, Brownsville Rd., Mt. Vernon, Ill. 62864.

## BOOKS AND MAGAZINES

**FREE book prophet Elijah** coming before Christ. Wonderful bible evidence. MEGIDDO Mission, Dept. 64, 481 Thurston Rd., Rochester, N.Y. 14619.

**POPULAR ELECTRONICS INDEXES** For 1977 now available. Prepared in cooperation with the Editors of "PE," this index contains hundreds of references to product tests, construction projects, circuit tips and theory and is an essential companion to your magazine collection. 1977 Edition, \$1.50 per copy. All editions from 1972 onward still available at the same price. Add \$.25 per order for postage and handling. \$.50 per copy, foreign orders. INDEX, 6195 Deer Path, Manassas, Va. 22110.

**CB TECHNICIANS** — now available — SSB Engineering Practice Manual. Most comprehensive book on how to modify and expand any CB radio for maximum performance and range. Includes the newest PLL radios. Free fact sheet or send \$14.95. SSB Publications, Box 960, Hyannis, MA 02601.

**BACK ISSUE MAGAZINES.** Free list. Send stamped envelope. Everybody's Bookshop, Dept. ZD, 317 West 6th, Los Angeles, CA 90014.

 **RADIO AND ELECTRONICS**   
BOOK CLUB .TM.

**SEND \$1.00 FOR CATALOGUE (REFUNDABLE)**  
A.P. SYSTEMS DEPT 3 PE PO  
BOX 488, MILFORD PA 18337

**ELECTRONIC MUSIC** and home recording in Polyphony magazine. Advanced applications, interviews, projects, computer music. Sample, \$1.50. Subscription (6 issues), \$8.00 US/\$10.00 foreign. POLYPHONY, Box P20305, Okla. City, OK 73156.

**DOG TRAINING GUIDE.** Easy to understand. Only \$3.75. Doggie College, P.O. Box 531, Merlin, Oregon 97532.

## HYPNOTISM

**FREE Hypnotism. Self-Hypnosis. Sleep Learning Catalog!** Drawer H400, Ruidoso, New Mexico 88345.

## MOTION PICTURE/VIDEO FILMS

**HOLIDAY SEASON'S THE TIME FOR HOME ENTERTAINMENT!** Purchase these Sportlite S-8/Sound films now! "Superman" (Christopher Reeves), a sellout last time, S-8/Color 400' (magister sound, \$49.77 delivered, "Buck Rogers" (Gil Gerard) 200' S-8 Sound — out of this world — \$29.85 shipped. "A Christmas Carol" 400' S-8 B&W/Snd, \$41.79. 16mm B&W Snd special: W.C. Fields "Much Ado About Golf." Abbott & Costello "Champs of the Chase" (Double Cross at Criss-Cross) — 400' reels \$31.89 ea. Add \$1.50 per reel shipping. \$40. values. Paul Hornung's Great Sports Legends: Baseball — Roy Campanella; Track — Jesse Owens; Bowling — Don Carter; each 400' S-8 Color/Snd, \$52.78 ea shipped. Penny pinchers make great gifts: Ali-Frazier I (all time great fights) 2 reels. Std 8, 200' B&W only \$6.95 ppd. 1972 Olympics — choice of Track & Field, Competitive Sports, Aquatics, 200' reels Std 8 B&W, \$2.95 ea del; set of 3, \$6.25. Limited Quantity: RFK, Story of his Life, 200' Std 8 B&W, \$4.95. New 45-pg glossy Columbia catalog (incl. sports), \$1.25. Exciting Universal 64-pg color catalog (sci fi, etc.), \$1.25. Columbia, Universal, Sportlite, Ring Classics order forms, 35c ea. SPORTLITE FILMS, Elect-11, Box 24-500, Speedway, IN 46224.

**VIDEO SWAPSHOP.** Buy, sell, trade, video tapes, movies, nationwide. Free details. Box 3112, Dayton, Ohio 45431.

## MAGNETS

**MAGNETS.** All types. Specials-20 disc or 10 bar, or 2 stick or 8 assorted magnets. \$1.00. Magnets, Box 192-H, Randallstown, Maryland 21133.

## MISCELLANEOUS

**MPG INCREASED!** Bypass Pollution Devices easily. REVERSIBLY!! Free details — Posco GEE11, 453 W. 256, NYC 10471.

**NEW CAR FREE YEARLY!** Workable secret method — free information: Supercar, Box 28101-N, St. Louis, MO 63119.

**GASOLINE MILEAGE INCREASED DRAMATICALLY!!** Details FREE!! Toll-free recording, 1-800-446-8289 anytime. Techneering, Box 12191 ZD, Norfolk, VA 23502.

**FREE PROMOTIONAL ALBUMS,** concert tickets, stereos, etc. information: Barry Publications, 477 82nd Street, Brooklyn, NY 11209.

**SWLS, Dxers, Monitors.** Send SASE to WORLD LISTENING SERVICE, P.O. Box 207PE, Audubon, NJ 08106. Infor & QSL.

**INSTANT CREDIT** — Former banker reveals proven formula on obtaining credit and loans from banks/other lenders, without previous credit history! \$2.00. Steverhagen, P.O. Box 17, Gradyville, PA 19039.

**FUN, Easy Liqueur Making, Plus Flambé Recipes.** FREE Detail. Coquina Publications, P.O. Box 21138, St. Petersburg, FL 33742.

**WANT FREE Sweepstakes Entry Blanks/Refund Forms?** Send stamped envelope. Room 85, 115 Essex, NYC 10002.

**SCANNER CRYSTALS PPD \$2.99.** Lifetime warranty, VISA, Master Charge, phone orders welcome. (315) 788-8790, 24 Hrs. Dealer inquiries welcome. Ham Shack Electronics, 7080 Bradley St., Watertown, NY 13601.

## PERSONAL POWER

By Carl Rogers

### A PSYCHOLOGY TODAY CASSETTE

Dr. Rogers discusses the abuses of power in interpersonal relationships and explains the benefits of a power free "person-centered" approach to intimate relationships.

Order from PSYCHOLOGY TODAY CASSETTES, Dept. 20062, P.O. Box 278, Pratt Station, Bklyn., New York 11205. Enclose \$9.95 (outside U.S.A. \$10.95) for each tape ordered. Residents of CA, CO, FL, IL, MI, MO, NY, DC and VT add applicable sales tax.


## ADVERTISERS INDEX

READER SERVICE NO.	ADVERTISER	PAGE NO.
2	Active Electronics Sales Corp.	123
74	Adva Electronics	135
3	American Antenna	Cover 4
4	Ancrona Corporation	129
76	Antenna Specialists Co.	10
6	AP Products	102
7	Apple Computer	Cover 2
	Audio-Technica U.S., Inc.	91
8	B & F Enterprises	135
9	B & K Precision, Dynascan Corp.	32
10	Beckman Instruments, Inc.	6
11	Chandler's	23
12	Chaney Electronics	100
	Cleveland Institute of Electronics, Inc.	34, 35, 36, 37
1	Communications Electronics	2
	CompuColor	52
13	Computer Components	114
15	Continental Specialties Corp.	72
16	Cooper Group, The	8
17	Creative Computing Magazine	100
18	Delta Electronics Co.	131
19	Delta Products, Inc.	90
20	Digi-Key Corp.	124
	Digital Research Corp.	128
21	DSI Instruments, Inc.	51
22	DWS International Marketing	15
	Edmund Scientific Co.	91
23	EICO	91
24	Electra Company	92
25	Electro Controls, Inc.	114
26	Electronics Book Club	7
27	Exidy, Inc.	12, 13
	Fordham Radio Supply	128
29	General Engines Company	130
30	Godbout Electronics, Bill	130
5	Heath Co.	20, 21, 25, 28, 29, 43, 69, 70, 71, 107
31	Hobby World	130
32	Illinois Audio	100
75	Interface Age	79
33	International Components Corp.	129
34	J & R Music World	110
35	Jameco Electronics	126, 127
	JS & A National Sales Group	1, 9, 11
36	Koss Corporation	27
37	McIntosh Laboratory, Inc.	94
38	McKay Dymek Co.	108
39	Maxell Corp. of America	74
40	Maxell Corp. of America	116
41	Media Marketing	118
	Microcomputer Mart	112
42	Micro World	130
43	Microprop	33
44	Mini Micro Mart	113
45	National Locksmithing Supply Co.	110
46	Netronics R & D Ltd.	59
47	Netronics R & D Ltd.	111
	NRI Schools	16, 17, 18, 19
48	Ohio Scientific Instrument	5
49	OK Machine & Tool Corp.	84, 85
50	OK Machine & Tool Corp.	105
51	OK Machine & Tool Corp.	31
52	Olson Electronics	131
53	OnComputing	109
54	Onkyo	104
55	Osborne & Associates	115
56	PAIA Electronics, Inc.	113
57	PAL "Firestik" Antenna Corp.	83
58	Panasonic	103
59	Patent Resources Institute	49
60	Percom Data Company, Inc.	101
61	Phoenix Systems	114
62	Poly Paks	121
63	Quest Electronics	122
	Radio Shack	125
	Sabtronic	99
64	Selcrest Research	97
	Sharper Image, The	41
	Sheldahl	115
65	Shure Brothers,	86
	Speakerlab, Inc.	114
66	Southwest Technical Products Corp.	113
67	Technics by Panasonic	Cover 3
68	Teknon	96
69	Telesar, Inc.	95
70	U.S. Pioneer Electronics	80
71	Vector Electronics Co.	106
72	Vector Research	38
73	Wahl Clipper Corporation	113

For faster service

USE ZIP CODE

on all mail



**COMPACT 2 WAY SPEAKER SYSTEMS KIT** - Contains Walnut Vinyl Clad Cab. - 6" full range spkr w/40 watts (RMS) cap., free air res p. 30 Hz., freq. resp. 40 Hz to 13K Hz., 4" phenolic ring tweeter, free air res., 1700 Hz., freq. resp. 1.5K Hz. to 20K Hz., 2-6" (W'R'), 2-4" Tweeters, 2-Grills you cut to size, 2-P-Button Term. Acctc Damp'g, wrs & Velcro Fastns, Hrdwrs, Clk'g Mat'l, etc., with instructions. Reg. Price: \$110.00/pr. SAVE: \$70.00. Size: 16Hx10Wx6xD SO COMPACT! Sh. Wt. 38 Lbs. 9310286 \$39.88/pr. 3 pr. for \$113.88, 9310286 \$113.88/3 pr.

**COMPACT 3 WAY SPEAKER SYS. TEMS KIT** - Walnut Vinyl clad Speaker system kit contains all components to build 2 complete compact 3 Way or systems. Contains 8" Pass. Rad. w/ rear fring, 6" W. Range 4" phenolic ring tweeter, freq. resp. 35 Hz. to 20K Hz. power cap. 30 watts RMS. U must add sm components to cabs. & cut hole in rear of cab. for 8" P'R' woofer, w/black foam grills & inst. Size: 16Hx10Wx6xD Sh. Wt. 43 Lbs. 9310287 \$59.88/pr. 3 pr. for \$169.88 9310287 \$169.88/3 pr.

**PIEZO BEEP BUZZER - 7/8" Dia.** Unique surplus 7/8" dia. piezo ceramic disk on circuit board gives a DISTINCT high freq. buzz. Unit contains an IC, 2 caps, 6 resistors. The piezo disk is part of a 1 5/8" dia. brass ring spaced .2" above a 1 1/2" x 1 1/2" PC board. Entire assembly resonates when 9 to 15 V DC is applied to red & black wires and a switch or jumper wire between 2 screw holes. Assembly built for \$4.89 ea. Yours for only \$1.88. Just add your own horn or resonator to get a FULL sound. Use it as a learning tool or whatever. Sh. Wt. 7 oz. 9F00217 \$1.88 ea. 6 for \$10.00 9F00217 \$10.00/6

**STOP WATCH CONVERSION KIT**  
We have obtained a small quantity of counting modules that can be easily converted to a stop watch by adding a few parts from your junk box. Runs off a 9V battery unit - contains: LED display, 4553 I.C. - 3 digit BCD, Counter, 4011, 4511, 4060 ICS, etc. & small parts with battery connector. This super item won't last long so order now. In present form unit counts on a display - with data - compact: 1 3/4 x 2" PCB  
Sh. Wt. 4 oz D9MS0375 \$4.88  
3 for \$13.00 D9MS0375 \$13.00/3

**3M - SCOTCH FLEX FLAT CABLE**  
25 Connector - 26 AWG Solid Round Conductor Flat Cable 3M No. 3349/25 available in lengths of 10', 25', 50' or less than 1/2 price more computer surplus.  
Sh. Wt. 2 Lb. 10" 9CS0377 \$5.00  
Qty. Ltd. 25' 9CS0378 \$12.50  
50' 9CS0379 \$20.00

**CARD READER - PDI (MANUAL 120+ pgs.)**  
Like NEW surplus units! These 3055H series Peripherals Dynamics Inc. readers read standard IBM cards - Hollerith type. (Reads standard 80 column cards at a maximum rate of 300 cards per minute.) Designed for table top use. 5V logic interface used. Input & output capacity of 500 cards, but on-the-fly loading & unloading is permissible as long as there are approximately 100 in Input Hooper. Operates on 120V 60 Hz. Supplies with Key Data Sheets. Copy of complete operation & maintenance manual (120 pgs.) available for \$35.00 extra. Qty. Ltd. List Pr: \$168.99.  
Sh. Wt. 40 Lbs. D9220365 \$149.88  
4 for \$569.88 D9220365 \$569.88  
Operations & Maintenance Manual - 9220366 \$35.00  
4 for \$129.00 9220366 \$129.00

**B&F ENTERPRISES**  
Dept. P-10  
119 Foster Street  
Peabody, MA 01960  
Phone orders (617) 531-5774 - 55  
your Charge Card - Visa, MCAE  
TERMS: Add Postage; No. C.O.D.'s  
\$10.00 Minimum Order



CIRCLE NO. 8 ON FREE INFORMATION CARD

## ABOUT YOUR SUBSCRIPTION

Your subscription to POPULAR ELECTRONICS is maintained on one of the world's most modern, efficient computer systems, and if you're like 99% of our subscribers, you'll never have any reason to complain about your subscription service.

We have found that when complaints do arise, the majority of them occur because people have written their names or addresses differently at different times. For example, if your subscription were listed under "William Jones, Cedar Lane, Middletown, Arizona," and you were to renew it as "Bill Jones, Cedar Lane, Middletown, Arizona," our computer would think that two separate subscriptions were involved, and it would start sending you two copies of POPULAR ELECTRONICS each month. Other examples of combinations of names that would confuse the computer would include: John Henry Smith and Henry Smith; and Mrs. Joseph Jones and Mary Jones. Minor differences in addresses can also lead to difficulties. For example, to the computer, 100 Second St. is not the same as 100 2nd St.

So, please, when you write us about your subscription, be sure to enclose the mailing label from the cover of the magazine—or else copy your name and address exactly as they appear on the mailing label. This will greatly reduce any chance of error, and we will be able to service your request much more quickly.

## FREE IC or FET'S WITH \$5 & \$10 ORDERS.1 DATA SHEETS WITH MANY ITEMS.

DIODES	TRANSISTORS	TRANSISTORS	TRANSISTORS	LINEAR IC'S
ZENERS & RECTIFIERS	2N706	2N4121	2N5638	LM340K 5
	2N718	2N4122	2N5640	LM340T 5
	2N720	2N4124	2N5642	LM340T 6
	1N458	2N4128	2N5644	LM340T 7
	1N458	2N4130	2N5646	LM340T 8
	1N458	2N4132	2N5648	LM340T 9
	1N458	2N4134	2N5650	LM340T 10
	1N458	2N4136	2N5652	LM340T 11
	1N458	2N4138	2N5654	LM340T 12
	1N458	2N4140	2N5656	LM340T 13
	1N458	2N4142	2N5658	LM340T 14
	1N458	2N4144	2N5660	LM340T 15
	1N458	2N4146	2N5662	LM340T 16
	1N458	2N4148	2N5664	LM340T 17
	1N458	2N4150	2N5666	LM340T 18
	1N458	2N4152	2N5668	LM340T 19
	1N458	2N4154	2N5670	LM340T 20
	1N458	2N4156	2N5672	LM340T 21
	1N458	2N4158	2N5674	LM340T 22
	1N458	2N4160	2N5676	LM340T 23
	1N458	2N4162	2N5678	LM340T 24
	1N458	2N4164	2N5680	LM340T 25
	1N458	2N4166	2N5682	LM340T 26
	1N458	2N4168	2N5684	LM340T 27
	1N458	2N4170	2N5686	LM340T 28
	1N458	2N4172	2N5688	LM340T 29
	1N458	2N4174	2N5690	LM340T 30
	1N458	2N4176	2N5692	LM340T 31
	1N458	2N4178	2N5694	LM340T 32
	1N458	2N4180	2N5696	LM340T 33
	1N458	2N4182	2N5698	LM340T 34
	1N458	2N4184	2N5700	LM340T 35
	1N458	2N4186	2N5702	LM340T 36
	1N458	2N4188	2N5704	LM340T 37
	1N458	2N4190	2N5706	LM340T 38
	1N458	2N4192	2N5708	LM340T 39
	1N458	2N4194	2N5710	LM340T 40
	1N458	2N4196	2N5712	LM340T 41
	1N458	2N4198	2N5714	LM340T 42
	1N458	2N4200	2N5716	LM340T 43
	1N458	2N4202	2N5718	LM340T 44
	1N458	2N4204	2N5720	LM340T 45
	1N458	2N4206	2N5722	LM340T 46
	1N458	2N4208	2N5724	LM340T 47
	1N458	2N4210	2N5726	LM340T 48
	1N458	2N4212	2N5728	LM340T 49
	1N458	2N4214	2N5730	LM340T 50
	1N458	2N4216	2N5732	LM340T 51
	1N458	2N4218	2N5734	LM340T 52
	1N458	2N4220	2N5736	LM340T 53
	1N458	2N4222	2N5738	LM340T 54
	1N458	2N4224	2N5740	LM340T 55
	1N458	2N4226	2N5742	LM340T 56
	1N458	2N4228	2N5744	LM340T 57
	1N458	2N4230	2N5746	LM340T 58
	1N458	2N4232	2N5748	LM340T 59
	1N458	2N4234	2N5750	LM340T 60
	1N458	2N4236	2N5752	LM340T 61
	1N458	2N4238	2N5754	LM340T 62
	1N458	2N4240	2N5756	LM340T 63
	1N458	2N4242	2N5758	LM340T 64
	1N458	2N4244	2N5760	LM340T 65
	1N458	2N4246	2N5762	LM340T 66
	1N458	2N4248	2N5764	LM340T 67
	1N458	2N4250	2N5766	LM340T 68
	1N458	2N4252	2N5768	LM340T 69
	1N458	2N4254	2N5770	LM340T 70
	1N458	2N4256	2N5772	LM340T 71
	1N458	2N4258	2N5774	LM340T 72
	1N458	2N4260	2N5776	LM340T 73
	1N458	2N4262	2N5778	LM340T 74
	1N458	2N4264	2N5780	LM340T 75
	1N458	2N4266	2N5782	LM340T 76
	1N458	2N4268	2N5784	LM340T 77
	1N458	2N4270	2N5786	LM340T 78
	1N458	2N4272	2N5788	LM340T 79
	1N458	2N4274	2N5790	LM340T 80
	1N458	2N4276	2N5792	LM340T 81
	1N458	2N4278	2N5794	LM340T 82
	1N458	2N4280	2N5796	LM340T 83
	1N458	2N4282	2N5798	LM340T 84
	1N458	2N4284	2N5800	LM340T 85
	1N458	2N4286	2N5802	LM340T 86
	1N458	2N4288	2N5804	LM340T 87
	1N458	2N4290	2N5806	LM340T 88
	1N458	2N4292	2N5808	LM340T 89
	1N458	2N4294	2N5810	LM340T 90
	1N458	2N4296	2N5812	LM340T 91
	1N458	2N4298	2N5814	LM340T 92
	1N458	2N4300	2N5816	LM340T 93
	1N458	2N4302	2N5818	LM340T 94
	1N458	2N4304	2N5820	LM340T 95
	1N458	2N4306	2N5822	LM340T 96
	1N458	2N4308	2N5824	LM340T 97
	1N458	2N4310	2N5826	LM340T 98
	1N458	2N4312	2N5828	LM340T 99
	1N458	2N4314	2N5830	LM340T 100

★ ★ ★ KITS ★ ★ ★

LOGIC PROBE KIT - CMOS TTL DTL RTL HTL Hi-IL Built-in protection against polarity or over-voltage. LED readout. Complete with case and clip leads. \$8.95

RESISTOR KIT - 150 pieces. 1W 20 different values. Individually packaged. 5 to 20 pieces each of the 20 most common values. \$8.50 Value - ONLY \$4.95

FIXED REGULATED POWER SUPPLY KITS - Short circuit proof. Available for 5V 500 mA, 6V 500 mA, 9V 500 mA, 12V 400 mA, 15V 300 mA. Spec. by voltage. \$8.95

VARIABLE REGULATED POWER SUPPLY KIT - Continuously variable from 2 to over 15 volts. Short circuit proof. Current limiting up to 300 mA. 0.1% regulation. \$11.95

15-VOLT REGULATED POWER SUPPLY KIT - Dual Tracking. Short circuit current limiting. 5mV regulation. 50 mV voltage tracking. Up to 100 mA. \$13.95

FUNCTION GENERATOR KIT - 0.1 Hz to 1 MHz. Sine, triangle and square waves. 0.20V P-P. Complete with case, screened parts & all components. \$55.95

DIGITAL CAPACITANCE METER KIT - 1uF to 1000pF - 1% Accuracy. 3 Dials. LED display. Full set. \$75.95

These kits include all components, detailed instructions & plated filter glass PC boards. Power supply kits do not include case. Add \$1.50 per kit for shipping.

1 MAIL NOW! FREE DATA SHEETS supplied with many items from this ad. FREE ON REQUEST - 741 Ohm Amp with every order of \$5 or more. 749 Dual Op Amp or EIO 100 FET's with every order of \$10 or more. Postmarked prior to 12:31 75. One free item per order.

TERMS - Send check or money order (U.S. funds) with order. Add \$5.00 postage for U.S. Canada and Mexico. \$1.00 handling charge on orders under \$10. Call. Residents add 6% sales tax. Foreign orders add 10% postage. COD orders add \$1.00 service charge.

● MONEY-BACK GUARANTEE  
● NEW 1980 CATALOG-SEND 28\* STAMP

**ADVA ELECTRONICS**  
BOX 4181 E WOODSIDE, CA 94062  
Tel. (415) 328-1500

CIRCLE NO. 74 ON FREE INFORMATION CARD

Faster facsimile transmission has been invented at IBM Research. Still experimental, it provides an enhanced means for "fax" machines to transmit text and pictures over telephone or satellite communication channels in digital form. It uses simpler hardware and is speedier than presently possible with digital methods, averaging about a minute, as compared to the 3-to-6-minute transmission times common with today's analog machines. The method involves "data compression" coding that reduces the amount of data transmitted to represent a page of information by more efficiently converting black-and-white images into digital information.

Sound-to-printed page, a compact audio/visual system, has been introduced by Microsonics Corp., Los Angeles, CA. The system consists of a handheld player, a "Microphonograph," and a 2" (50.8-mm) transparent record that can be applied directly to the page of a book or a specifically designed card to give up to 90 seconds of audio information. The user places the Microphonograph over the record on the page and presses the "play" button. Instantly, three different media--pictures, print, and sound--are available. In the card format, the front can display photos, maps, diagrams, and other visual information, while the reverse side of the



card may contain written information or instructions as well as the transparent record. The reader both sees and hears the printed material in short attention-holding segments. Prices start at \$20.00.

A Computer Calendar for 1980 is available from the Hayden Book Company, Rochelle Park, NJ 07662. The calendar features 14 original works of computer art; the first commercial use of the Dunn camera using Type 808 Polacolor Land film; and a complete BASIC program for a perpetual calendar. Cost of the 1980 Hayden Computer Calendar is \$5.95.

An interactive home computer system that will feature a personal computer connected via cable TV to outside sources will soon be tested by SixStar Cablevision of Los Angeles. Three of the 42 channels available over the firm's cable system will be set aside for data transmissions from households to banks and other businesses and for personal home computing. Almost 50 application programs have been prepared for the system. Monthly service fee will be \$4 to \$6 more than the standard \$7.50 cable fee in the Southern California area where tests will be conducted.

A single multicolor display from Varilite Corp. changes color in response to electrical input variations. The "Varilite" display produces all colors in the spectrum between red and green in a stepless manner. No color wheels are used. The Varilite is said to be the first indicator light that can display analog as well as digital information. It can be used in many applications where a meter or gauge is normally required to indicate a range of information.

A BASIC timesharing alternative is a low-cost distributed processing called Nestar Systems' Cluster/One™. The "Queen" central unit connects to up to 15 personal "Drone" microcomputers via a high-speed "ClusterBus" parallel data bus. An optional feature provides for an additional 15 Drones. Currently supported as Drone stations are the Apple II and Commodore PET 2001-8, with Radio Shack's TRS-80 soon to be supported. The concept permits each BASIC user to have his own computer rather than a small share of one central processor. Programs and DATA files can be shared among Cluster/One users. They are stored on two IBM-compatible flexible 8" diskettes, each of which can store up to 315K bytes. Disk transfer rates are 250K bits/second. System response time for program loading is typically two seconds.

# While our competitors were listening to Technics Linear Phase speakers, we introduced phase two.

When Technics introduced Linear Phase speakers two years ago we took the audio world by surprise. And why not. After all, Technics Linear Phase speakers were the first speakers to actually show you waveform fidelity. Not simply with tone bursts and sine waves, but by actually comparing the waveforms of live musical instruments to the output waveforms of our Linear Phase speakers.

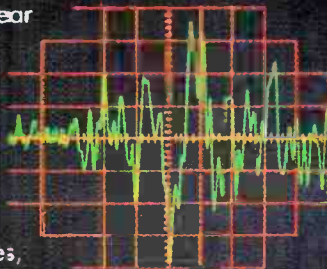
Now with the 3-way SB-6050 and 4-way SB-7070 (shown below), Technics takes you to phase two. Because compared to our first Linear Phase speakers both give you wide frequency extension, flatter frequency response and even more phase linearity, which means even better waveform fidelity.

How did we make such good speakers even better? We started with BASS (Basic Acoustic Simulation System), an IEM 370-based interactive computer system. With it, Technics engineers can do what they only dreamed of doing in the past: Calculate the sound pressure and distortion characteristics of transducers without physically building and measuring countless prototypes.

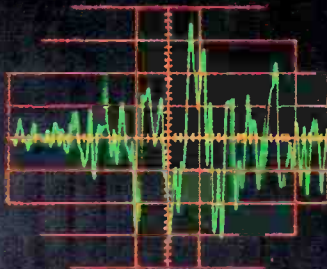
Next we took these computer-derived drivers and combined them with Technics unique phase-controlling crossover networks. And of course we staggered the drivers to align their acoustic centers precisely.

It's easy to see the result of all this technology. Just compare the waveforms. On the left is a waveform of a live piano. On the right, the piano as reproduced by the SB-7070. That's waveform fidelity.

Listen to the 4-way SB-7070. What you'll hear is its smooth transition between low, midrange and high frequencies. Then notice the bass response. It's deep and tight. With much more punch, better definition and even less IM distortion than its predecessor. That's because when the upper bass



Piano Waveform.



Piano Waveform reproduced by SB-7070

frequencies are handled by a separate driver, the woofer does a much better job at handling the lower bass frequencies.

You'll also hear vocals that are smooth and natural. That's because the SB-7070's high-midrange driver was designed with "free edge" construction to avoid coloration of the critical upper-midrange frequencies.

And by adding a new, smaller tweeter with improved dispersion characteristics, the SB-7070's high-end frequency response was extended to 32 kHz.

Technics 3-way SB-6050 and 4-way SB-7070. For music that sounds like it was originally played. Live.



All cabinetry is simulated wood.

**Technics**  
Professional Series  
CALL NO. 67 FOR FREE INFORMATION CARD

# THE K40 SPEECH PROCESSOR

The **K40**  
**Speech Processor.**  
 So unique it's patented  
 So good its guaranteed  
 to out-perform any  
 microphone on any radio.

**CLIPS ANYWHERE WITHOUT A CLIP!**

Molded four-pole internal magnet clamps instantly to any steel surface. Steering column, metal dash, roof top, or the side of your CB radio. No groping for your mounting clip.

**PROCESSES SPEECH WITH A COMPUTER CIRCUIT!**

It's its own computer—it automatically monitors your speech and adjusts it in micro-second increments pumping so much db gain into your speech that you get 400% more power than a standard mike.

**Double Guarantee**

**GUARANTEE I:**  
 The K40 Speech Processor is guaranteed to outperform any microphone it replaces or return it for a complete and full refund within 7 days from the K40 Dealer that installed and tuned it.

**GUARANTEE II:**  
 Unconditionally guaranteed for 12 months. Guaranteed against cracking, chipping, or rusting. Guaranteed against mechanical failure. Guaranteed against electrical failure. No exclusions. No gimmicks. For a full 12 months.

**SOUND SENSITIVE 2 INCHES OR 2 FEET!**

A microphone so sensitive it will select your voice and process your speech no matter how close or far you are from the microphone.

**TWO MICS WITH ONE SWITCH!**

Switch up for a high-pitched transmission for cutting congested city traffic. Switch down for a mellow base in open, uncluttered rural areas.

**NOISE CANCELLING**

Pull the Processor directly to your mouth and speak directly into the mic. The Processor adjusts to your voice—and blanks out *all* the cab noise while you're speaking. Automatically.

**FRESH CHARGE WITH NO BATTERIES!**

Patented electronic storage system recharges while you listen to the radio. It provides a fresh electrical charge every time you squeeze the trigger. You never replace batteries.

**\$42.50\***

American Antenna Elgin, IL 60120

\*suggested retail.

CIRCLE NO. 3 ON FREE INFORMATION CARD

SOLD AND SERVICED EXCLUSIVELY BY 3,500 REGISTERED K40 DEALERS THROUGHOUT THE U.S. AND CANADA