

PLAN NOW FOR HAM RADIO LICENSE


POPULAR ELECTRONICS

JULY
1965

35
CENTS

AUTO ALARM PROTECTS YOUR CAR
BUILD SWISS QUAD ANTENNA
HI-FI TONE ARMS—PLAIN & FANCY
BUILD 2-TUBE STEREO AMPLIFIER

ULTRAVIOLET FOR ROCK HOUNDS




CHANGE BULB FOR CAMPING



E0167 304760DAR0406ULC:7
L DARKNELL JR
406 UPTON ST
REDMOOD CITY
CA-

FLUORESCENT LAMP WORKS OFF CAR BATTERY



ELECTRONICS COMES ALIVE WITH CUSTOM TRAINING KITS

You get your hands on actual parts and use them to build, experiment, explore, discover. NRI pioneered and perfected the "home lab" technique of learning at home in spare time. Nothing is as effective as learning by doing. That's why NRI puts emphasis on equipment, and why it invites comparison with equipment offered by any other school. Begin now this exciting program of practical learning created by NRI's Research and Development Laboratories. It's the best way to understand fully the skills of the finest technicians—and make their techniques your own.

GET A FAST START WITH NRI'S ABSORBING, NEW ACHIEVEMENT KIT

Delivered to your door—everything you need to make a significant start in the Electronics field of your choice! This new starter kit is an outstanding, logical way to introduce you to NRI training. . . . an unparalleled example of the value of home-study training. What's in it? Your first cup of lesson texts; a vinyl desk folder to hold your study material; the industry's most complete Radio-TV Electronics Dictionary; valuable reference texts; lesson answer sheets; pre-addressed envelopes; pencils; pen; engineer's ruler, and even stage. No other school has anything like it.

"BITE-SIZE" LESSON TEXTS PROGRAM YOUR TRAINING AT HOME

Certainly, lesson texts are necessary. NRI's programmed texts are as simple, direct and well illustrated as 50 years of teaching experience can make them. They are carefully programmed with NRI training kits to make the things you read about come alive. You'll experience all the excitement of original discovery.

HOBBY? CAREER? PART-TIME EARNINGS? MAIL COUPON TO NRI

Whatever your reason for wanting to increase your knowledge of Electronics . . . whatever your education . . . there's an NRI instruction plan to fit your needs. Choose from three major training programs in Radio-TV Servicing, Industrial Electronics and Communications or select one of seven NRI courses in specialized subjects. Mail coupon for NRI catalog. Find out how you can train at home this exciting, rewarding way.

DISCOVER THE EXCITEMENT OF NRI ELECTRONICS TRAINING

Founded 50 years ago—in the days of wireless—NRI pioneered the "learn-by-doing" method of home-study. Today, NRI is the oldest, largest home-study Electronics school, offering the kind of instruction that makes learning exciting, fast. You build, test, experiment, explore. Whatever your interest, your need, your education, investigate the wide variety of NRI training plans . . . find out about the NRI Achievement Kit. Check and mail the coupon now. No salesman will call. NATIONAL RADIO INSTITUTE, Washington, D.C. 20016.

50 YEARS OF LEADERSHIP IN ELECTRONICS TRAINING

Now with exclusive new
DYNA-BOOST
 circuit that intensifies
 speech signals and
 extends the range more
 than ever before!

GREATER RANGE POWER


**PLUS OPERATING FEATURES
 AND PERFORMANCE
 THAT MAKE YOU PROUD
 TO OWN THE BEST!**



Cobra 23 CHANNEL FULLY-EQUIPPED AM CB TRANSCEIVER

Other Features include:

- Transistorized 117 VAC/12 VDC Power Supply
- Double Conversion Superhet Receiver
- Delta-Tune Fine Tuning
- Adjustable Squelch Control and Standby Switch
- Illuminated S and RF OUTPUT Meter
- Modulation Indicator
- Plug-in Microphone
- Use as Public Address Amplifier



See your B&K Communications
 Distributor for demonstration or
MAIL COUPON TODAY

Here is *talk-power* you'll be glad to talk about! Full 5 watts input *plus* built-in speech compression *Dyna-Boost* circuit that puts the power in the sidebands where it does the most good. Increases modulation level to the very maximum at all times, even for a soft woman's voice. Front panel switch enables you to use *Dyna-Boost* as you need it. *Make the dramatic "talk-test" and prove it for yourself!*

Fully equipped with all necessary crystals for immediate operation on all 23 CB channels, at a turn of the switch.
COBRA CAM-88, \$214.95

B&K MANUFACTURING CO.
 DIVISION OF DYNASCAN CORPORATION
 1801 W. Belle Plaine, Chicago, Ill. 60613

Please send informative COBRA Bulletin 641-P

Name _____

Address _____

City _____ State _____ Zip No. _____

7P5

POPULAR ELECTRONICS



POPULAR ELECTRONICS is Indexed
in the Readers' Guide
to Periodical Literature

This month's cover photo by Bruce Pendleton

VOLUME 23

JULY, 1965

NUMBER 1

Electronic Construction Projects

D.C.-Operated Fluorescent Light	<i>Ben Richards</i>	40
2-Compactron Stereo Amplifier	<i>Philip E. Hatfield, W9GFS</i>	43
144-Mc. Swiss Quad Antenna.....	<i>Herbert S. Brier, W9EGQ</i>	52
Steam Powered Ham Rig	<i>Hartland B. Smith, W8VVD</i>	55
Emergency Flasher	<i>Dan Yeh</i>	60
Simple Self-Resetting Tamper-Alarm	<i>Ronald Seese, WA8NCK</i>	61

Amateur, CB, and SWL

SWL QSL Bureau		32'
On the Citizens Band: CB'ers Tangle With a Tornado	<i>Matt P. Spinello, KHC2060</i>	66
Across the Ham Bands: Australian "Youth Radio Scheme" ..	<i>Herbert S. Brier, W9EGQ</i>	71
Short-Wave Report: Mobile DX'ing	<i>Hank Bennett, W2PNA</i>	73
English-Language Newscasts to North America		74
Old-Timer Proposes Class H License	<i>Dana A. Griffin, W2AOE</i>	79
Short-Wave Monitor Certificate Application		87
DX Country Awards Presented		92

Electronic Features and New Developments

No Stick on a Swivel	<i>Hans Fantel</i>	35
Find the Components	<i>A. Janson</i>	47
Ham Radio: Plan Now for Your License	<i>Edward J. Westlund, WAØEDV</i>	48
Equipment Report: Heathkit Model GR-64 Short-Wave Receiver ..		54
Using Silicon Diodes	<i>Charles L. Fair, W7ZMH</i>	58
Electronic Magic at the World's Fair.....	<i>Art Zuckerman</i>	63
Transistor Topics	<i>Lou Garner</i>	68

Departments

Letters from Our Readers		6
Tips and Techniques		12
Reader Service Page		15
New Products		22
POP'tronics Bookshelf		28
Operation Assist		76

Copyright © 1965 by ZIFF-DAVIS PUBLISHING COMPANY. All rights reserved.



5,000 FIRMS HAVE EMPLOYED DeVRY TECH ELECTRONICS GRADUATES...

There Must be a Reason!

Something new!

LEARN AUTOMOTIVE and Maintenance ELECTRICITY AT HOME!

Here's another great opportunity for the man who wants his own business or a bigger pay check with a brighter future. It is a NEW DeVry program that gives you the advantage of earning while you learn.

Prepare in spare time at home for profitable jobs which can take you all the way from troubleshooting on the electrical systems of automobiles, marine engines, trucks, tractors and other gasoline engines, to the general maintenance of electrical equipment in the home or in light industry.

DeVry's new program "brings the classroom to your home" through the magic of AUDIO-VISUAL AIDS: Lectures recorded by DeVry instructors combined with colorful 8 x 10" transparencies to make learning easier. You get the advantages of "programmed" learning through modern texts which are also handy for future



reference. To develop practical skill, you get and keep valuable shop equipment and manuals. This includes building the brand-new DeVry Transistorized Automotive Analyzer and the DeVry Silicon Battery Charger — ideal "tools" for earning extra money as you go.

This new program covers the entire electrical systems in automobiles and other vehicles, including transistorized ignition systems, alternators and regulators, and other applications. In the maintenance field, it covers fighting, electric motors, controls, wiring — even transistors. The graduate from this program can be either a specialist as a troubleshooter on the electrical system of an automobile, or handle electrical fighting, heating, alarm and control systems. It is ideal for "one man" maintenance departments.

Check coupon at right and mail it today for FREE facts.

Let Us Prepare You at Home or In
One of Our Two Big Resident Schools
for a Profitable Career in

ELECTRONICS

Across the continent, leading employers of personnel trained in electronics tell us that DeVry training is "Tops." Get the full story of DeVry Tech and the advantages it offers, by filling in the coupon below. The two free booklets pictured below tell of many fine opportunities for trained men in electronics: the great variety of jobs, from research, production, operation, maintenance and servicing of electronic equipment — to a neighborhood TV-radio sales and service business of your own. They'll tell you too, how DeVry has prepared men for good jobs with outstanding firms: on practical, "brass-tacks" problems with actual electronic equipment.

Here's good news: you don't need advanced education or previous technical experience to get started. If you can follow simple directions, you should be able to prepare with DeVry's help for real money in a field that may offer the opportunity of your lifetime.

Employment Service: With many employers so enthusiastic about DeVry Tech graduates, it's no wonder our Employment Service can help our graduates get started in electronics, or can assist them toward promotions later.

FREE!

SEND COUPON
FOR BOOKLETS
ON ELECTRONICS
AS A CAREER



DeVRY TECHNICAL INSTITUTE

4141 Belmont Ave., Chicago, Ill. 60641, Dept. PE-7-V

I AM INTERESTED IN ELECTRONICS. Please give me your two free booklets, "Pocket Guide to Real Earnings" and "Electronics in Space Travel"; also include details on how to prepare for a career in this field. The following opportunity fields (check one or more) interest me

- | | |
|--|---|
| <input type="checkbox"/> Space & Missile Electronics | <input type="checkbox"/> Communications |
| <input type="checkbox"/> Television & Radio | <input type="checkbox"/> Computers |
| <input type="checkbox"/> Microwaves | <input type="checkbox"/> Industrial Electronics |
| <input type="checkbox"/> Automation Electronics | <input type="checkbox"/> Broadcasting |
| <input type="checkbox"/> Radar | <input type="checkbox"/> Electronic Control |

I AM INTERESTED IN AUTOMOTIVE AND MAINTENANCE ELECTRICITY. Please supply further information.

NAME _____ AGE _____

ADDRESS _____ APT. _____

CITY _____ STATE _____ ZIP _____

Check here if you are under 16 years of age.

Canadian residents: Write DeVry Tech of Canada, Ltd.,
2095A 970 Lawrence Avenue West, Toronto 19, Ontario

ACCREDITED MEMBER OF NATIONAL HOME STUDY COUNCIL


DeVry Technical Institute

Chicago • Toronto

THIS IS IT . . . The world's most

POWERFUL

Citizens Band Antenna



Hy-gain's new **DUO-BEAM 10** MODEL 1110 DB

- Multiplies Effective Radiated Power to 120 Watts*
- Beams Your Power In Any Direction

Now, for the CBer seeking the ultimate in performance and range over the entire 360° surrounding his station . . . Hy-Gain's new, rotatable Duo-Beam 10. This phenomenal new twin-driven antenna multiplies the Effective Radiated Power of any efficient 5-watt transceiver to 120 watts . . . provides heretofore unheard of performance and range. Two driven elements, two director elements and six reflector elements combine to vastly extend the length of the radiation pattern while substantially reducing the width thus producing unparalleled directivity and over-all gain on both transmit and receive. Exclusive Hy-Gain Beta Match insures maximum transfer of energy from 52 ohm coaxial feedline.

Mechanical rotation, using a heavy duty rotator, assures delivery of maximum Effective Radiated Power in any direction surrounding your station—no "dead spots"—no contacts, relays or switches to corrode or fail. Constructed of heavy gauge aluminum with multi-color iridite treated hardware, the Duo-Beam 10 is designed for mounting on a heavy duty tower . . . will withstand winds of 100 mph when properly guyed. Antenna is complete with coaxial phasing lines pre-assembled for easy installation.

For the ultimate in performance and range . . . for 360° pinpoint accuracy of the biggest signal available, get a new Hy-Gain Duo-Beam 10—Model 1110DB . . . \$99.95 Net

Available now from your Hy-Gain Distributor

HY-GAIN ELECTRONICS CORP.

8499 N.E. Highway 6 — Lincoln, Nebraska

*Using any efficient 5-watt transceiver.

CIRCLE NO. 11 ON READER SERVICE PAGE

POPULAR ELECTRONICS

World's Largest-Selling Electronics Magazine

- PHILLIP T. HEFFERNAN** Publisher
OLIVER P. FERRELL Editor
ROBERT CORNELL, WA2HDQ Managing Editor
WILLIAM GALBREATH Art Editor
MARGARET MAGNA Associate Editor
CHRISTOPHER SHERIDAN Associate Editor
ANDRE DUZANT Technical Illustrator
NINA CHIRKO Editorial Assistant
PATTI MORGAN Editorial Assistant
- H. S. BRIER, W9EGQ** Amateur Radio Editor
M. P. SPINELLO, KHC2060 CB Editor
L. E. GARNER, JR. Semiconductor Editor
H. BENNETT, W2FNA Short-Wave Editor
STANLEY LEINWOLL Radio Propagation Editor
- LAWRENCE SPORN** Advertising Sales Manager
ARDYS C. MORAN Advertising Service Manager

ZIFF-DAVIS PUBLISHING COMPANY

Editorial and Executive Offices (212 ORegon 9-7200)
One Park Avenue, New York, New York 10016

William B. Ziff, Chairman of the Board (1946-1953)
 William Ziff, President
 W. Bradford Briggs, Executive Vice President
 Hershel B. Sarbin, Vice President and General Manager
 Philip Sine, Financial Vice President
 Walter S. Mills, Jr., Vice President, Circulation
 Stanley R. Greenfield, Vice President, Marketing
 Phillip T. Heffernan, Vice President
 Frank Pomerantz, Vice President, Creative Services
 Arthur W. Butzow, Vice President, Production

New York Office (212 ORegon 9-7200)
 One Park Avenue, New York, New York 10016
 Eastern Advertising Manager, RICHARD J. HALPERN

Midwestern Office (312-726-0892)
 307 North Michigan Avenue, Chicago, Illinois 60601
 Midwestern Advertising Manager, JAMES WEAKLEY


Western Office (213 CRestview 4-0265)
 9025 Wilshire Boulevard, Beverly Hills, California 90211
 Western Advertising Manager, BUD DEAN



POPULAR ELECTRONICS is published monthly by Ziff-Davis Publishing Company at 307 North Michigan Avenue, Chicago, Illinois 60601. July, 1965, Volume 23, Number 1. (Ziff-Davis also publishes Skiing, Flying, Popular Boating, Car and Driver, Popular Photography, HiFi/Stereo Review, Electronics World, Modern Bride, and Skiing Trade News.) One year subscription rate for U.S., U.S. Possessions and Canada, \$4.00; all other Foreign, \$5.00. (Schedule for payment in foreign currencies may be found elsewhere in this issue.) Second Class postage paid at Chicago, Illinois, and at additional mailing offices. Authorized as second class mail by the Post Office Department, Ottawa, Canada, and for payment of postage in cash.

SUBSCRIPTION SERVICE: All subscription correspondence should be addressed to POPULAR ELECTRONICS, Circulation Department, Portland Place, Boulder, Colorado 80311. Please allow at least six weeks for change of address. Include your old address as well as new—enclosing it possible an address label from a recent issue.

EDITORIAL CONTRIBUTIONS must be accompanied by return postage and will be handled with reasonable care; however, publisher assumes no responsibility for return or safety of art work, photographs or manuscripts.



The most important feature of the new Amphenol 510-B doesn't appear on its spec sheet.

Many things will impress you about Amphenol's first entry into CB—the Model 510-B. Our literature tells you all about the single-ended transmitter which exceeds 3½ watts. Our spec sheet will describe the latest planar epitaxial silicon transistors used for the first time in a CB unit. Sensitivity of the receiver. 5 microvolts; 40 db selectivity at 10 kc and dual conversion IF will be also covered.

The literature goes on to tell about a speech clipper which permits full voice power short of over-modulation; the use of reliable solid-state switching in the push-to-talk microphone and the full range squelch control. Also covered are 8 crystal-controlled channels and a crystal-correlated 23-channel tuner.

You'll soon realize the fully transistorized 510-B is a dependable, no-nonsense transceiver. In a compact housing it can be mounted anywhere for AC or DC operation. Sensibly priced at \$199.95.

So what important feature isn't covered in the spec sheet? *It's the Amphenol name*—your assurance of equipment you can lean on in emergencies, a guarantee of honest specifications, of full compliance with FCC requirements in an American-made device. It's the mark of engineering leadership that combines maximum performance with reasonable price.

The new Amphenol "600" series offers two top quality transceivers. Both feature 10 crystal-controlled channels & 3.5 watts power output and a receiver that rates tops in sensitivity, selectivity and stability.

The 625 has a built-in AC/DC power supply. It is priced at \$189.95. The 600 is a mobile version of the 625 for 12 volts DC only at \$179.95. Prices include power cords, push-to-talk microphone, universal mounting kit.

Rounding out the line are two solid-state, 2-channel hand-held transceivers: C-75 1.5 watt model at \$114.50; C-60 100 mw, \$89.50. Selective Call, portable battery pack and other accessories are available.

See the most advanced CB line at your Amphenol communications distributor.




Amphenol DISTRIBUTOR DIVISION
amphenol • borg electronics corporation
2875 S. 25th Ave., Broadview, Ill. 60155

CIRCLE NO. 1 ON READER SERVICE PAGE

New

EICO

"SENTINEL 23"



23 CHANNEL DUAL CONVERSION CB

All crystals provided for 23 crystal-controlled transmit & receive channels!

WIRED ONLY
\$169.95

Rugged 5-watt CB transceiver with "space-age" 23 channel frequency synthesizer. Gives you bullseyes two-way communication in both fixed and mobile locations with equal ease. At your dealer now, the EICO Sentinel 23 is the new CB rig with every wanted and useful feature!

- Transistorized 12 VDC & 117 VAC dual power supply eliminates vibrator hash.
- Super-selective, dual conversion superhet requires 1/4 uV for 10db S/N.
- Crystal-controlled 6mc IF and three 455kc IF's.
- Effective automatic impulse noise limiter, wide-range AGC.
- Delta tuning for receiving off-frequency transmissions.
- Adjustable squelch and standby switch.
- Illuminated "S" meter/RF output meter.
- Single knob channel selector with illuminated dial.
- Converts to 3.5 watt PA system with remote speaker.
- TURNER 333 noise-cancelling ceramic p-t-t mike.
- Headphones/external speaker jack.
- Scuff-proof textured blue vinyl finished steel cabinet.
- Anodized extruded aluminum panel with polished edges.

EICO Electronic Instrument Co. Inc.
131-01 39th Avenue, Flushing, N. Y. 11352

PE-7

Send for 1965 Full-Line Catalog

Name _____

Address _____

City _____ State _____ Zip _____

Add 5% in West

CIRCLE NO. 7 ON READER SERVICE PAGE



Letters from our Readers

Address correspondence for this department to:
Letters Editor, POPULAR ELECTRONICS
One Park Avenue, New York, N. Y. 10016

Parts—Available and Unavailable

■ The "FM Wireless Microphone" (May, 1965) is another example of an interesting project turning out to be a dud because the parts are not available. Several times in the past I have noticed transistor projects calling for material which is unavailable in this area.

JOHN CLOYD
Hamilton, Ohio

We were surprised by your letter, John, because we made every possible effort to insure that our readers could get all the parts for this particular project from one source. We agree that many projects use parts that cannot be purchased in every radio store. However, we can't survey all stores and then publish projects using only parts that every store has in stock. Somewhere, John, there has to be a compromise. Our readers want interesting and useful projects, and this occasionally means special parts. In such instances, we always list a reputable source.

Auto Light Minder

■ Perhaps your readers would like to know that we can supply all components for the "Simple Auto Light Minder" (May, 1965). A kit including the buzzer, diode, etc., is sold postpaid for \$1.49. The assembled equipment, ready for installation, is \$2.49.

Light Minder
P. O. Box 233
West Milton, Ohio 45383

Auto Analyzer Improvement

■ I made a simple addition to the Knight-Kit auto analyzer (February, 1965). I drilled a hole in the right-hand side of the cabinet for a 25-ohm, 25-watt rheostat, and use this rheostat to control generator or alternator field current. Most factory manuals and some general auto repair books fully explain the use of this control in testing auto electrical systems. By the way, I added a handle on the top of the cabinet—it sure needs it.

VICTOR E. KELLY
Redondo Beach, Calif.

From South of the Border: Save Forty

■ "Shoot a Radio Wave Into the Air" (February, 1965) certainly hit a sore spot with us hams down in this country and in countries farther south, too. Your article was translated at our local radio club for those who do not read English. This use of the 40-meter band down here is especially annoying to us; DX work in the evening is impossible—Radio Vatican, Russia, the BBC, Prague, and Africa are all on, and, I must say, so is the VOA. But, while we cannot use much of 40

POPULAR ELECTRONICS

Choose Your Tailor-Made Course in N.T.S. "PROJECT METHOD" ELECTRONICS!

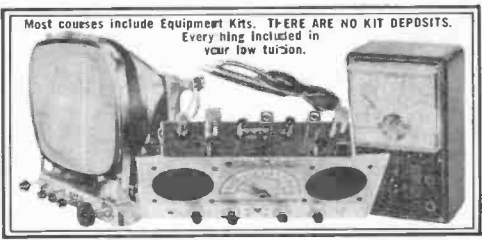


Work on the electronic "brains" of Industry — computers, data processing, and other automation equipment. Become a TV-Radio Technician, an electronics field engineer, or succeed in your own business.

Now! N.T.S. — one of America's oldest leading home-study and resident technical schools — offers you **GREATER CAREER OPPORTUNITIES IN ELECTRONICS**. N.T.S. "Project Method" home training lessons are shop-tested in the Resident School in Los Angeles. You work on practical job projects, learn to use shop manuals and schematics. Your N.T.S. training is individual. You proceed at your own pace. The Schools' practical methods, plus more than 60 years of experience, have helped thousands of students all over the world to successful careers. Prepare now for a secure future in one of 8 N.T.S. Electronics Courses designed to fit your own particular needs.

CHOOSE YOUR FIELD — INSURE YOUR FUTURE!

- 1 ELECTRONICS-TV-RADIO-SERVICING & COMMUNICATIONS** A basic course thoroughly covering fundamentals of electronics, radio, TV servicing and communications.
- 2 MASTER COURSE IN ELECTRONICS-TV-RADIO, PLUS ADVANCED TV & INDUSTRIAL ELECTRONICS** This course covers everything included in Course No. 1 plus Automation and every phase of the Electronics industry.
- 3 FCC LICENSE** Preparation for this government license essential for interesting jobs in radar, radio, television, communications, guided missiles, many others. Upon completion of this course, if you do not pass the FCC exam for a 1st Class Commercial Radiotelephone License your tuition will be refunded.
- 4 RADIO SERVICING (AM-FM-Transistors)** Train for radio sales and service with dealer or distributor.
- 5 TELEVISION SERVICING (Including Color)** Covers installation, adjustment, repair and servicing of black and white and color television . . . prepares you for your own sales and service business.
- 6 STEREO, HI-FI AND SOUND SYSTEMS** A growing field. Prepares you to build, install and service modern sound equipment for home or industry.
- 7 BASIC ELECTRONICS** Gives you the fundamentals you must know to build on for a future Electronics career. Also offers an excellent background for Salesmen, Purchasing Agents, and others in Electronics.
- 8 ELECTRONICS MATH** Simple, easy-to-follow instructions in the specialized math you need in many electronics jobs.



Most courses include Equipment Kits. THERE ARE NO KIT DEPOSITS. Every thing included in your low tuition.

CLASSROOM TRAINING AT LOS ANGELES

You can take classroom training in our famous Resident School at Los Angeles in Sunny Southern California. N.T.S. is the oldest and largest school of its kind. Associate in Science Degree also offered in our Resident Program. Check Resident School box in coupon for full details.

HIGH SCHOOL AT HOME

Learn easily. New modern method. National also offers accredited high school programs for men and women. Take only subjects you need. Study at your own pace. Latest approved textbooks — one low tuition. Check High School box in coupon for information.



MAIL COUPON TODAY FOR FREE BOOK AND SAMPLE LESSON

In Field of Your Choice. You enroll by Mail — and Save Money. No Salesmen: This means lower tuition for you. Accredited Member N.H.S.C.



NATIONAL TECHNICAL SCHOOLS

4000 S. Figueroa St., Los Angeles, California 90037



NATIONAL TECHNICAL SCHOOLS

4000 S. Figueroa St., Los Angeles, California 90037

Please Rush FREE Electronics "Opportunity Book" and sample lesson on course checked below:

- Electronics-TV-Radio Servicing & Communications
- Master Course in Electronics-TV-RADIO
- Advanced TV & Industrial Electronics
- FCC License
- Radio Servicing (AM-FM-Transistors)
- Television Servicing (Including Color)
- Stereo, Hi-Fi and Sound Systems
- Basic Electronics
- Electronics Math

Dept. 205-75

Name _____ Age _____


Address _____

City _____ State _____ Zip _____

Check here if interested ONLY in Classroom Training at L.A.

Check here for High School Department Catalog only.

SOLDERING TIPS FOR HI-FI KIT BUILDERS



AVOID USING TOO MUCH SOLDER

Apply just enough solder to make a secure connection. Excess solder may fill up tube sockets, freeze switches or cause short circuits.



USE A DUAL HEAT GUN

Use the low heat trigger position to prevent damage when soldering near heat-sensitive components. Switch to high heat only when needed.

Weller Dual Heat Guns are invaluable for making fast, reliable, noise-free soldered connections. They're just as essential to hi-fi kit builders as they are to professional TV and radio service technicians. Two trigger positions permit instant switching to high or low heat. Tip heats instantly and spotlight comes on when trigger is pulled. Long reach tip gets into tight spots.

A Weller Expert Soldering Kit has everything needed for strong, noise-free connections: Gun in plastic utility case, 3 tips, flux brush, soldering aid, solder. Model 8200PK—\$8.95 list. Weller Electric Corp., Easton, Pa.

Weller

WORLD LEADER IN SOLDERING TECHNOLOGY
CIRCLE NO. 32 ON READER SERVICE PAGE

Letters

(Continued from page 6)

for DX, we can use it for *local contacts*. If there are enough stations operating on a local level, and it becomes known to the international stations that the hams have banded together to use their allotted frequencies, we feel that the broadcasters will eventually get the idea that they are putting out a heck of a lot of kilowatts for darn little return. Just an occasional call by *all* of us to a fellow local ham on these frequencies should certainly be noticed. We would like to have your permission to use all or part of the translation of your article, with credit to POPULAR ELECTRONICS, to help us launch a program to SAVE FORTY.

A. L. GONTHIER, XE2GGL
Radio Club Potosino
San Luis Potosi, S.L.P., Mexico

Permission granted, OM. Other radio clubs that would like to use this article in whole or in part are invited to do so, giving due credit to the source.

The "Hoop" Is Back

■ About two years ago you published plans for a "Hoop" antenna (July, 1963) that I have modified for VHF reception. Although in the photo it looks just like another halo-style antenna for mobile reception,



the tubing is a continuous spiral winding. I feed it with coax cable and use a trimmer capacitor paralleling the "Hoop" to tune it to 30-50 mc. This simple antenna is superior to others I have tried.

RONALD L. WARD
Wichita Falls, Texas

You Forgot Us!

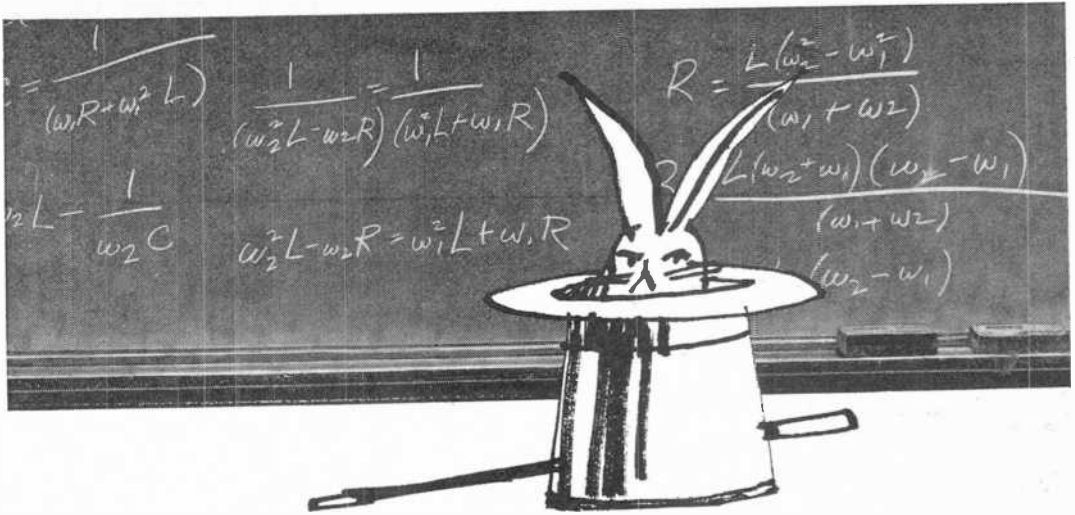
■ I am disappointed that LTV University was passed over in "Bantam Hi-Fi Speaker Systems Ride On Air Cushion" (May, 1965). The LTV University Mini-Flex is one of the innovators of small bookshelf speaker systems. It is a 3-way system, measuring 15" x 9½" x 6", and sells for \$69.95. A second model (Mini-Flex II) is a 2-way system and sells for \$49.50. Both employ air suspension and are certainly excellent contenders in their field.

IRVING GREENE
LTV University
Oklahoma City, Okla.

You're right, Irv; the Mini-Flex should have been included in the table and price listing. Our apologies for the unintentional pass.

Tape Correspondence

■ I am a sophomore at Fairleigh Dickinson University and would like to correspond by tape with someone in a foreign country. Being a political science



Want a magic formula for success in electronics?

You won't find it here!

If you work in electronics, you know why we can't offer you an easy way to success. There isn't any. Electronics is a demanding field. To earn more money, you need more technical education—especially in the areas of electronics that have changed so much in the last few years. Getting more education isn't easy, especially if you hold down a full-time job and have family obligations.

CREI Home Study Programs offer you a practical way to get more education—and the right kind of education—without going back to school. You benefit almost immediately because you study the material technical

organizations want their employees to know. You choose the specialty that matches your interests and employment objectives. CREI Programs cover every major area of electronics from communications to servomechanisms and computers, even the new field of space electronics. And you study at home, set your own pace, apply your knowledge daily on the job.

You're eligible if you work in electronics and have a high school education. Our FREE book gives all the details. For your copy, mail coupon today or write: CREI, Dept. 1207C, 3224 Sixteenth St., N. W., Washington 10, D. C.

Accredited Member of the National Home Study Council



SEND FOR FREE BOOK



The Capitol Radio Engineering Institute.
Dept. 1207C, 3224 Sixteenth St., N. W.
Washington 10, D. C.

Please send me FREE book describing CREI Programs in Electronics and Nuclear Engineering Technology. I am employed in electronics and have a high school education.

Name _____ Age _____

Address _____

City _____ Zone _____ State _____

Employed by _____


Type of Present Work _____

Check: Home Study Residence School G. I. Bill

E-4

Precise Scope Spectacular!

(now going on at leading electronic distributors)



Four top quality scopes (kits or wired) including a low cost color scope, Model 3151, K. \$89.95, W. \$137.95 • a top value in a 5" general radio and TV scope, Model 315, K. \$79.95, W. \$113.95 • two professional performance scopes the 7" Model 300C, K. \$169.95, W. \$222.95, and the 8½" Model 308, K. \$179.95, W. \$249.50. Prices slightly higher in West. Save now at your Precise distributor. For free 1965 catalog write:



PRECISE ELECTRONICS & DEVELOPMENT
Division of Designatronics, Inc.
76 East Second Street, Mineola, New York 11501
CIRCLE NO. 20 ON READER SERVICE PAGE

Get Your First Class Commercial

F. C. C. LICENSE QUICKLY!

Career opportunities in *communications electronics* are almost unlimited. Prepare now. Let Grantham train you—by correspondence, or by classroom and laboratory instruction. Get your *first class commercial* F.C.C. license in as little as 3 months, or at a slower pace if you prefer. Then, continue in more-advanced electronics training if you wish. Diploma awarded. Our catalog gives full details.

Learn how our training can prepare you for your F.C.C. license; write or telephone the School at any one of the teaching divisions listed below, and ask for "Catalog 53."

Grantham School of Electronics

1505 N. Western Av., Hollywood, Cal. 90027
(Phone: HO 9-7873)

408 Marion Street, Seattle, Wash. 98104
(Phone: MA 2-7227)

3123 Gillham Road, Kansas City, Mo. 64109
(Phone: JE 1-6320)

818-18th St., NW, Washington, D.C. 20006
(Phone: 298-7460)

Letters

(Continued from page 8)


major, I am very much interested in world affairs. I have had a ham license for four-and-a-half years, and am also an SWL.

RICHARD C. FORCE, WA2OCK
51 Tanglewood Lane
Berkeley Heights, N.J.

Although we keep no permanent listing of clubs or individuals seeking tape correspondents, we are pleased to publish your request here. If readers would like to see such a listing of clubs appear in the magazine, please let us know.

Repulsion Coil Wins Again

■ The "60-Cycle Repulsion Coil-Resonance Engine" (March, 1964) was well worth the price of my subscription. When last September rolled around, I decided to enter a duplicate of it in my school's Science



Fair. I wrote a lecture to explain the principle of resonance and used the engine as a demonstration. It won First Prize!

GARY CHIRLIN
Buffalo, N.Y.

Congratulations, Gary. You're numbered among the dozens of readers that adapted Walter Ford's resonance engine and came up with a winner.

Some Thoughts on SWL'ing

■ I'm sure that all BCB DX'ers were gratified by the recent appearance of several articles on our favorite hobby. I hope this means that you will take the next step and publish a regular monthly column on BCB DX'ing.

ROY POSAS, WPE2KXX
Brooklyn, N.Y.

■ I find that different SWL's use different reporting codes. Is there any standard RST system?

ALBEE MESSING
Roslyn Heights, N.Y.

■ Congratulations on a really fine publication—the 1965 COMMUNICATIONS HANDBOOK. This is one of the most informative publications on SWL'ing on the newsstands.

R. M. DUGGAR, WPE4IFF
Ft. Eustis, Va.

Reader Messing will find the answer to his question on codes in the 1965 COMMUNICATIONS HANDBOOK. Copies are still on the newsstands for \$1.00. More information on BCB DX'ing is scheduled for insertion in the 1966 COMMUNICATIONS HANDBOOK, but no monthly column in POPULAR ELECTRONICS ON BCB DX is scheduled at this time.

—30—

IF THE RCA MARK VIII C-B TRANSCEIVER IS SO GREAT AT \$114⁹⁵* ...



- 9 crystal-controlled transmit and receive channels
- Tunable receiver for reception of 23 C-B

channels; dial marked in both channel numbers and frequency

- Exceptionally good voice reproduction
- Highly selective superheterodyne receiver with one rf and two if amplifier stages
- Electronic switching—no relay noise or chatter
- Illuminated “working channel” feature
- Light and compact—only 3½ inches high, weighs only 8 pounds with mike; fits easily under the dashboard of even a compact car
- Improved Automatic Noise Limiter to reduce effects of ignition and similar interference

...HOW COME THE NEW MARK NINE IS WORTH \$20⁰⁰* MORE?

It has all the Mark VIII features—PLUS these additional features...

- Combination “S” Meter and Relative RF Output Meter. “S” Meter indicates the relative strength of incoming signal in “S” units. RF Output Meter (EO) indicates relative strength of the signal being transmitted.

- Spotting Switch. Permits precise manual tuning of receiver without use of receiver crystals. Receiver can be tuned (or “spotted”) quickly to any incoming channel for which you have a transmit crystal. This means, when you buy crystals for extra channels, you can (if you wish) omit the RECEIVE crystals and buy only TRANSMIT crystals. This feature alone pays the price difference if you use a number of channels.

- External Speaker Jack. Lets you connect an external speaker to the set, so incoming calls can be heard in remote locations.



GET THE FACTS. Write for free descriptive folder on either the Mark VIII or Mark Nine to: Commercial Engineering, Department G133R, RCA Electronic Components and Devices, Harrison, N. J.


Available Through Your Authorized RCA C-B Radio Distributor



The Most Trusted Name in Electronics

*Optional distributor resale price.


CIRCLE NO. 22 ON READER SERVICE PAGE



Tips and Techniques

PORTABLE RADIO HANDLES REPAIRED WITH METAL STRIPS

Broken leather or plastic handles on radios or luggage can be repaired with aluminum or copper strips. Cut two identical strips and drill holes in the ends of each. Fold the metal over and loop it through the han-



dle supports. Then bolt the assembly as shown. Smooth off all rough edges to prevent cuts and abrasions.

—Homer L. Davidson

TRANSISTOR BATTERY HOLDER MADE FROM TWIN PENLIGHT CLIPS

You can easily construct a holder to accommodate the popular 9-volt transistor battery by modifying a twin AA holder. With just a pair of pliers, bend and break off the inside prongs of the holder's U-clips to make room for the larger battery. Then bend the outside prongs inward so they can get a good grip on the battery. When inserting the battery in the holder, be careful not to short the terminals against the frame of the holder.



—Art Trauffer

SINGLE-TRANSISTOR AUDIO MONITOR

Designed for low-level monitoring of tuners and tape decks whose output signal requires an external amplifier to be heard, this

YOUR NEW COPY IS WAITING



FREE! For fun and pride in assembly, for long years of pleasure and performance, for new adventures in creative electronics mail the coupon below and get Conar's brand new catalog of quality do-it-yourself and assembled kits and equipment. Read about items from TV set kits to transistor radios . . . from VTVM's to scopes . . . from tube testers to tools. And every item in the Conar catalog is backed by a no-nonsense, no-loopholes, money-back guarantee! See for yourself why Conar, a division of National Radio Institute, is about the fastest growing entry in the quality kit and equipment business.

CONAR

MAIL THIS COUPON NOW

CONAR

GA5C

3939 Wisconsin Ave., Washington 16, D.C.

Please send me your new catalog.

Name _____

Address _____

City _____ State _____ Z-Code _____

CIRCLE NO. 6 ON READER SERVICE PAGE

POPULAR ELECTRONICS

The VHF-FM antenna
that challenges all competition



VL-10 (Illustrated)
9 driven elements
1 parasitic element
List price \$34.95

NEW FINCO *Swept Element*
"COLOR-VE-LOG"
VHF-FM ANTENNA

Finco's Color Ve-Log challenges all competition on color or black and white reception and stands behind this challenge with a "Guarantee of Supremacy". The swept element design assures the finest in brilliant color and sharply defined black and white television reception — as well as superb FM monaural and stereo quality. FINCO precision-engineered features make these advanced-design antennas indispensable to good home sight-and-sound systems. And, of course, they carry the famous unconditional guarantee from the leading manufacturer in the field — FINCO.

Featuring Finco's Exclusive Gold Corodizing




VL-5

5 element VHF-FM
5 driven elements
List price \$16.95



VL-7

7 element VHF-FM
7 driven elements
List price \$23.95



VL-15

15 element VHF-FM
9 driven elements
6 parasitic elements
List price \$46.95



VL-18

18 element VHF-FM
9 driven elements
9 parasitic elements
List price \$54.50

The FINNEY Company • 34 W. Interstate Street • Bedford, Ohio

Write for color brochure #20-307, Dept. PE

CIRCLE NO. 30 ON READER SERVICE PAGE

GET ACTION

WITH  PRECISION
MADE, POPULAR PRICED CB
UNITS!

CITI-FONE SS

• FULL 23 CHANNEL SS • Delta Tuning • Triple Tuned RF • AC/DC • Illuminated Meter and Channel Selector • "Dual" Function Panel Meter • Noise Immune Squelch • Double Tuned IF's • Compact 8" x 11" x 4 1/4"



\$169⁵⁰
Ready to Operate

CITI-FONE 99

• 8 CHANNEL OPERATION • AC/DC • Modulation Indicator • Transistorized "Noise Immune" Squelch • Delayed AVC • Electronic Switching • 2-Stage Preamp • Complete with Crystals for 1 Channel



\$99⁵⁰
Ready to Operate

WRITE
WIRE or
PHONE TODAY FOR
COMPLETE INFORMATION



MULTI-ELMAC COMPANY

21470 COOLIDGE HIGHWAY OAK PARK 37, MICH.

Citi-Fone SS

Citi-Fone 99

Name

Address

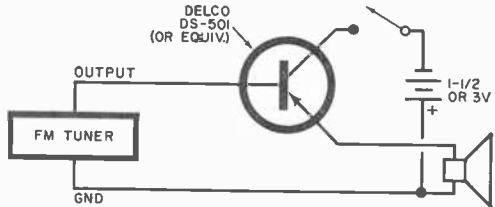
City Zone State

CIRCLE NO. 19 ON READER SERVICE PAGE

Tips

(Continued from page 12)

simple "audio monitor" doesn't provide much gain, but will match an 8-ohm speaker to the program source. A power transistor is used in an emitter follower circuit as

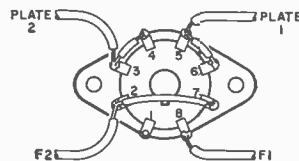


shown. The amplifier runs on a 1.5- to 3-volt battery and no heat sink is necessary.

—Carl Dunant

REWIRE RECTIFIER SOCKETS FOR QUICK TUBE SUBSTITUTION

The rectifier tube sockets in your power supply can be modified to accommodate different tubes by wiring them as shown in



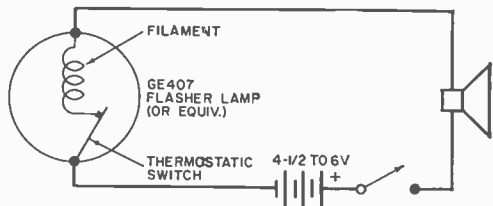
the diagram. Be careful not to exceed transformer and tube ratings when substituting tubes.

The tubes that can be used include: the 5AR4, 5AS4, 5AT4, 5AU4, 5AW4, 5AX4, 5AZ4, 5CG4, 5R4, 5T4, 5U4, 5V3, 5V4, 5W4, 5X4, 5Y3, 5Y4, 5Z4, 5931, 6087, and 6106.

—Jim Vasbinder

AUTOMATIC SPEAKER "PICKER-PUCKER"

Not only does this flasher bulb and speaker circuit entertain and educate, it can be used to predict front-to-back pressure balance of a speaker mounted in a cabinet. For best response, the "thump" heard in



one direction should match the "thump" heard in the other direction; an unbalanced condition might result in a sound like "pick-puck." When the switch is closed, current

(Continued on page 20)

POPULAR ELECTRONICS

PRODUCT SERVICE PAGE

You can get additional information promptly concerning products advertised or mentioned editorially in this issue

1 Circle the number on the coupon below which corresponds to the key number at the bottom of the advertisement or is incorporated in the editorial mention that interests you.

2 Add up your total number of requests and fill in the box in the upper right-hand corner of the coupon.

3 Mail the coupon to the address indicated below.

4 Please use this address only for Product Service requests.

POPULAR ELECTRONICS
P. O. BOX 8391
PHILADELPHIA, PA. 19101

NUMBER OF REQUESTS

Please send me additional information about the products whose code numbers I have circled

1 2 3 4 5 6 7 8 9 10 11 12 13 14 15 16 17 18 19 20 21 22 23 24 25
26 27 28 29 30 31 32 33 34 35 36 37 38 39 40 41 42 43 44 45 46 47 48 49 50
51 52 53 54 55 56 57 58 59 60 61 62 63 64 65 66 67 68 69 70 71 72 73 74 75
76 77 78 79 80 81 82 83 84 85 86 87 88 89 90 91 92 93 94 95 96 97 98 99 100

NAME *(Print clearly)* _____

ADDRESS _____

CITY _____ STATE _____ ZIP CODE _____

VOID AFTER AUGUST 31, 1965

7


696,000 TECHNICIANS NEEDED BY 1970!

Government Report* Points Out Rapidly Growing Job Opportunities: Need for Trained Electronics Technicians An Important Factor

By Bill Gordon, RCA Institutes, Inc.

President Johnson Emphasizes Need. In his 1964 annual manpower report, President Johnson indicated that the demands for manpower are expanding most in, among other fields, service and technical (including technician) occupations. This expansion is the result of a handful of causes underlying today's big changes in the occupational picture: (1) increasing complexity of modern technology, (2) trend toward automation of industrial processes, (3) growth of new areas of work, such as in the field of atomic energy, earth satellites and other space programs, and (4) data systems analysis and data processing. Indicative also of the growing importance of the use of technicians is a recent revision of the "List of Critical Occupations" published by the U.S. Department of Labor in which technicians are listed for the first time by the U.S. Government.


Salary Levels for Trained Technicians Rising Fast. Beginning salaries for graduates of top level technician education programs have continued to go up during the past five years, at a faster rate than salaries of similar types of jobs. In fact, a U.S. Labor Department projection based on the figures shows that by 1970, technician salaries will average an all-time high.



Nuclear Instrumentation

Technical Education is One of Today's Best Investments. Today, a person interested in becoming a technician can choose Home Training or Classroom Training to begin building his career. One of the nation's largest schools devoted to training electronics technicians, RCA Institutes, offers a wide variety of courses in both categories. In addition, the RCA "AUTOTEXT" Programmed Instruction Method is helping people learn faster and easier so they can get started on their careers in the shortest possible time. Dramatic proof comes from the success stories of countless graduates who find profitable positions in government, industry, or in their own businesses. Of the total 696,000 technicians needed by 1970, it can be estimated that electronics technicians at all levels will form a vital core in today's major job picture.

*"Scientists, Engineers, and Technicians in the 1960's" U.S. Department of Labor, Bureau of Labor Statistics.



Nuclear Instrumentation

RCA DEVELOPS AN EASY WAY TO LEARN ELECTRONICS AT HOME


New "Career Programs" Help Train You For Expanding Job Opportunities.

RCA "AUTOTEXT" Instruction Method Speeds Learning

Choose an RCA "Career Program" that will train you for the job you want in Electronics! No time wasted learning things you'll never get to use. "Career Programs" answer the need for today's growing job opportunities for trained Electronics Technicians. They can help you get the job you want faster and easier than you ever dreamed possible! And each "Career Program" starts with the amazing "AUTOTEXT" Programmed Instruction Method—the scientific way to learn that's almost automatic! "AUTOTEXT" helps even those who have had trouble with ordinary methods of home training in the past. This is the "Space Age" way to learn everything you need to know with the least amount of time and effort! Choose a "Career Program" now. Each one is designed to train you for a specific, rewarding career in one of the following exciting fields:

- TELEVISION SERVICING
- FCC LICENSE PREPARATION
- AUTOMATION ELECTRONICS
- AUTOMATIC CONTROLS
- DIGITAL TECHNIQUES
- TELECOMMUNICATIONS
- INDUSTRIAL ELECTRONICS
- NUCLEAR INSTRUMENTATION
- SOLID STATE ELECTRONICS
- ELECTRONICS DRAFTING

In addition to these "Career Programs" RCA Institutes offers a wide variety of



Radar Microwave

separate courses on many subjects—from Electronics Fundamentals to Computer Programming.

VALUABLE EQUIPMENT INCLUDED

And, with your RCA Training, you receive top-quality equipment to keep and use on the job. When you train with RCA Institutes, you never have to take apart one piece to build another. You'll get the new Programmed Electronics Breadboard which provides limitless experimentation... and, with which you construct a working signal generator and a superheterodyne AM Receiver.

SPECIAL BONUS — OSCILLOSCOPE and METER KITS

Valuable Oscilloscope and Multimeter Kits are yours at no additional cost when you enroll in any one of the RCA Career Programs... "must" equipment for electronics technicians in almost all jobs.

LIBERAL TUITION PLAN

Only RCA offers you this most economical way to learn. You pay for lessons only as you order them. No long term contracts. You may stop your training at any time without owing a cent.

CLASSROOM TRAINING ALSO AVAILABLE


If you prefer to learn in a classroom, RCA Institutes maintains one of the largest schools of its kind where the latest classroom and laboratory training is available in day or evening ses-

sions. You may be admitted without any previous technical training. Preparatory courses are available if you haven't completed high school. Coeducational classes start four times a year.

FREE PLACEMENT SERVICE

RCA Institutes records prove that in a recent class 9 out of 10 Resident School students who used the Free Placement Service had their jobs waiting for them when they graduated. And, many of these jobs were with top companies in the field — IBM, Bell Telephone Labs, General Electric, RCA, and radio and TV stations, and other communications systems throughout the world.

SEND THE ATTACHED POSTAGE PAID CARD FOR COMPLETE INFORMATION WITHOUT OBLIGATION. NO SALESMAN WILL CALL. VALUABLE FREE BOOK INCLUDED. CHECK HOME STUDY OR CLASSROOM TRAINING.



Computer Programming

RCA INSTITUTES, Inc., Dept. PE-75
A Service of Radio Corporation of America
350 West 4th St., New York, N. Y. 10014



The Most Trusted Name In Electronics

"AUTOTEXT"—An RCA Trademark

Thinking of college and a space age career in electronics?



Send for this booklet on
ENGINEERING TECHNOLOGY AND ENGINEERING

Learn how you can prepare for a dynamic career as an electrical or mechanical engineering technician or engineer in such exciting, growing fields as avionics, missiles, reliability control, fluid mechanics, data processing, metallurgy, microelectronics, and advanced aerospace research.

MSOE offers residence study programs leading to these degrees in engineering technology and engineering:

- 2 years — Associate in Applied Science
- 4 years — Bachelor of Science

Also get facts about scholarships and financial aids, job placement and other student services, plus photographs of MSOE technical laboratories and student activities. For your copy, just mail the coupon — no obligation.

MSOE

Milwaukee School of Engineering

Milwaukee School of Engineering
Dept. PE-765 1025 N. Milwaukee Street
Milwaukee, Wisconsin 53201

Please send the "Your Career" booklet. I'm interested in

- Electrical fields
- Mechanical fields

Name..... Age.....

Address.....

City..... State..... ZIP.....

MS-227

CIRCLE NO. 18 ON READER SERVICE PAGE

Tips

(Continued from page 14)

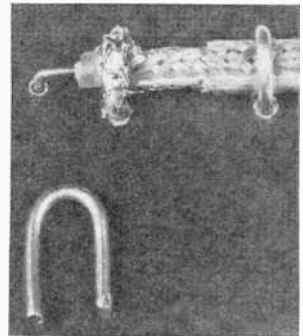
goes through the voice coil of the speaker —pushing it forward or backward, depending on its polarity—and lights the lamp. When the thermostatic switch in the lamp heats up, it opens the circuit and the speaker voice coil returns to its normal position. Upon cooling, the thermostatic switch closes the circuit, and the process is repeated. In building this circuit, use the lowest voltage that will cause flasher action.

—Art Trauffer

U-SHAPED CLAMPS HOLD COAX TO CIRCUIT BOARD

To connect a coaxial cable to a printed circuit board securely, form two U-shaped clamps of heavy-gauge wire. Make one U-clamp wide enough to fit snugly over the insulation; make the other one slightly narrower to hold and connect the braid. Position the coaxial cable and drill five holes in the board as shown. Then insert the cable and clamps, and solder the clamp in contact with the braid to the board and to the circuit board.


—Don Lancaster



TOOLBOX GIMMICK HAS 100! USES

This handy gimmick for your toolbox can replace a fuse holder, hold a cartridge rectifier, connect an antenna lead-in to a TV set, and serve as a heat sink or as a third hand for soldering. It can even be used to hold construction notes or a schematic being worked on. The gimmick is made with two clips and a small (3-4) terminal strip. To secure the clips to the strip, remove the fastening screws from the clips and pass them through two terminals. Hold the clips in place while you tighten the screws.

—Albert Koehler



RADIO SHACK CLOSEOUT PURCHASE


MADE IN U.S.A.

AUTO RADIOS 50% OFF

DEALERS' NET

GREATEST BUYS IN OUR 42 YEARS OF BUSINESS!


Thrifty do-it-yourselfers can easily install one in any make or year of U.S. car, truck or boat having standard 12 V. negative ground. All brand new, factory boxed. All complete with speaker . . . ready to play!



Nat. Adv't. ~~\$38.82~~
Dealer Net:

19⁹⁰

TRANSISTORIZED! Custom made for years to '62, adaptable to ANY 12V neg. vehicle. Sorry — can't fill specific year/make orders.



PUSHBUTTON

TUNING

Adv. at: ~~\$46.17~~

22⁹⁰

**AT ALL 55
RADIO SHACK STORES
Coast-to-Coast**



Mail to the Radio Shack Nearest You

Please Rush Me the Auto Radio Checked Below:

- Manual Tuning Auto Radio. \$19.90 enclosed.
- Pushbutton Tune Auto Radio. \$22.90 enclosed.
- Send FREE Radio Shack Bargain Catalog. PE7-65

ADD 75¢ FOR SHIPPING ANYWHERE IN U.S.A.

Name (Please Print) _____

Street _____

City _____ State _____ Zip _____

CALIFORNIA
BAKERSFIELD — 1308 9th St.
LOS ANGELES (Dowey) — Stonewood Shop. Ctr.
SAN DIEGO (La Mesa) — Grassmont Shop. Ctr.
LONG BEACH — 127 W. 7th St.
LONG BEACH — 3976 Atlantic Ave.
OAKLAND (San Leandro) — Bay Fair Shop. Ctr.
SACRAMENTO — 600 Fulton Ave.

CONNECTICUT
HAMDEN — Hamden Mart. Shop. Ctr.
MANCHESTER — Manchester Shop. Parkade

NEW HAVEN — 92 York St.
NEW LONDON — New London Shop. Ctr.
STAMFORD — 29 High Ridge Rd.
WEST HARTFORD — 39 So. Main St.

ILLINOIS
CHICAGO — Evergreen Plaza at 95th St.

MAINE
PORTLAND — Pine Tree Shop. Ctr.

MASSACHUSETTS
BOSTON — 167 Washington St.
BOSTON — 594 Washington St.

BOSTON — 110 Federal St.
BRAINTREE — South Shore Plaza
BROOKLINE — 730 Commonwealth Ave.
CAMBRIDGE — Fresh Pond Shop. Ctr.
FRAMINGHAM — Shoppers' World
LOWELL — Central Shop. Plaza
SAUGUS — N. E. Shop. Ctr.
SPRINGFIELD — 1182 Main St.
WEST SPRINGFIELD — Century Shopping Center

WORCESTER — Lincoln Plaza

MINNESOTA
ST. PAUL — 16 E. 6th St.

NEW HAMPSHIRE
MANCHESTER — 1247 Elm St.

NEW MEXICO
ALBUQUERQUE — 6315 Lomas, N. E.

NEW YORK
NEW YORK — 1128 Ave. of the Americas
SYRACUSE — 3057 Erie Blvd. East

OHIO
CINCINNATI — 852 Swifton Ctr.

OKLAHOMA
OKLAHOMA CITY — Mayfair Shop. Ctr.
TULSA — 2730 South Harvard

PENNSYLVANIA
PHILADELPHIA — 2327G Cottman Ave., Roosevelt Mall
PHILADELPHIA — 1128 Walnut St.

RHODE ISLAND
CRANSTON — 1301 Reservoir Ave.
EAST PROVIDENCE — Shoppers' Town


TEXAS
ARLINGTON — Collins at Park Row
DALLAS — 1601 Main St.
DALLAS — Medallion Center
DALLAS — 125 Wynnewood Village
FORT WORTH — 1515 So. Univ. Dr.
FORT WORTH — 900 East Berry St.
FORT WORTH — 3524 East Denton Highway
HOUSTON — 2315 Travis St.
HOUSTON — 322 Northline Mall
HOUSTON (Bellair) — 4759 Bissonnet
SAN ANTONIO — 150 Wonderland Shop. Ctr.
SHERMAN — 1620 Highway 75 North
WACO — 1016 Austin Ave.

VIRGINIA
ARLINGTON — Washington-Lee Shop. Ctr.

WASHINGTON
SEATTLE — 2028 Third Ave.
SEATTLE — 837 N.E. 110th St.

CIRCLE NO. 23 ON READER SERVICE PAGE


New Products



Additional information on products covered in this section is available from the manufacturers. Each new product is identified by a code number. To obtain further details on any of them, simply fill in and mail the coupon on page 15.

HIGH-INTENSITY LAMP WITH MAGNIFIER

Need a high-intensity lamp with a magnifier for close detail work? The *Roxter* Model 7175 miniature lamp is said to give concentrated, glare-free light which is the equivalent of daylight.



Through the use of its Hi-Lo switch, it provides 500 footcandles of light in "high" and 250 footcandles in "low" at normal working distances.

The 2X magnifier, which has a focal length of 7 inches, can be swung out of the way when it isn't needed. The magnifier arm swivels vertically and extends to 12 inches; friction joints on the arm permit an infinite number of positions.

Circle No. 75 on Reader Service Page 15

FM WIRELESS MICROPHONE

Unlike the familiar AM "wireless broadcasters" popular many years ago, the *Amphenol* "Consort" is a high-fidelity instrument with a frequency response of 20-20,000 cycles. Actually a miniature, high-stability FM transmitter, the dynamic microphone emits a signal which can be detected up to 200 feet away by conventional FM tuners with properly oriented antennas. Small enough to be easily concealed in a pocket, the "Consort" uses a single mercury battery for up to 300 hours of operation.

Circle No. 76 on Reader Service Page 15

MARINE CB ANTENNA

Citizens Band boating enthusiasts: lend an ear. *Mosley Electronics* says they have designed an 8-foot, 5-inch half-wave antenna

especially for you—the "Silver Dolphin." It's streamlined, all brass parts are chrome-plated, and the aluminum sections are anodized for complete rust- and corrosion-proofing. A simple adjustment of the durable stainless steel whip permits peaking of desired frequencies. The SWR is 1.5:1 or better over 23 channels. Special feature: a convenient hinge-type brake-over which allows the antenna to be laid parallel to the deck. A "Swivel-Mount" accessory, designed to mount on the waterproofed base of the antenna, swivels to give a perfect vertical installation.

Circle No. 77 on Reader Service Page 15

STEREO SPEAKER SYSTEM

The *Empire* 8000P "Grenadier" speaker system is said to represent the most significant advance in stereophonic reproduction. For the first time, a listener is able to adjust the bass and treble response to suit individual room acoustics. You can literally sit anywhere and hear everything. Frequency response of the 8000P is 25-20,000 cycles; nominal impedance, 8 ohms. The exclusive Empire sonic column is totally rigid without resonance. A downward-facing woofer, close to the reflecting floor surface, feeds through a front-loaded horn with full-circle aperture throat, providing 360° sound dispersion.



Circle No. 78 on Reader Service Page 15

TRANSISTORIZED BOOSTER COUPLER

No smear, no line ghosts, no interference between sets. The transistorized BC-107 Booster-Coupler announced by the *Winegard Company* offers linear frequency response across both TV and FM bands, and an exact

match into 300 ohms. It's capable of delivering a minimum of 7 db gain to each TV and FM set. An extra set of terminals makes possible its use as a booster only



with a single TV or FM set, providing a minimum of 12 db gain. The BC-107 can also be used to extend rabbit-ear range in medium signal areas or to boost signals to a 4- or 6-set coupler.

Circle No. 79 on Reader Service Page 15


"GLO-BUTTON" FOR PUSH-BUTTON SWITCHES

Called the new third dimension in buttons, the *Switchcraft* "Glo-Button," Series X, looks and functions like a non-illuminated button but provides a clearly visible color legend display like an illuminated button—without a lamp or electrical power of any kind. It's intended for use on all push buttons with

WANTED

KIT BUILDERS TO CONSTRUCT THE WORLD'S FINEST LOW-COST AMPLIFIER

NO EXPERIENCE NECESSARY



Now, for the first time in high-fidelity history, you can own a truly distinguished stereo control-amplifier for only \$99.50*—if you're willing to build it yourself. And, thanks to the exclusive Fisher StrataKit method, you need absolutely no experience to construct the Fisher KX-90 StrataKit.

Assembly takes place by simple, *error-proof* stages (Strata). Each stage corresponds to a *separate* foldout page in the uniquely detailed instruction manual. Each stage is built from a *separate* packet of parts (StrataPack). Major parts come already mounted on the extra-heavy-gauge steel chassis. Wires are *precut* for every stage—which means every page. All work can be checked stage-by-stage and page-by-page before moving to the next stage.

The end result is a genuine Fisher stereo control-amplifier with 40 watts of clean power that can drive even the most inefficient speakers to their maximum performance levels. Advanced preamplifier features include rocker switches and complete phono/tape facilities. And you can rest assured that the Fisher KX-90 StrataKit you have built will be fully equal in performance as well as reliability to its factory-wired prototype. Fisher guarantees it. *PLUS APPLICABLE TAXES

The Fisher

FREE! \$1.50 VALUE! Send for The New Kit Builder's Manual, an illustrated guide to hi-fi kit construction, complete with detailed specifications of all Fisher StrataKits.
Fisher Radio Corporation
21-40 44th Drive, Long Island City, N.Y. 11101



Name _____
Address _____
City _____ State _____

107

CIRCLE NO. 8 ON READER SERVICE PAGE

New Products

(Continued from page 22)

standard .050" x .187" plungers, such as the Switchcraft Series 7000 and 8000 "Multi-Switches." The design legend, which can be anything from "A" through "R" or "0" through "18" as well as "ON" and "OFF," is marked in an opaque color on a translucent front screen. The opaque color—black or white—provides a background for the legend, which is orange-red.

Circle No. 80 on Reader Service Page 15

80-WATT STEREO AMPLIFIER KIT

A unique circuit testing system that protects the kit builder against accidental transistor blow-out is incorporated in the *H. H. Scott* LK-60 solid-state stereo amplifier kit. If a wiring error has been made, an ordinary light



bulb glows brightly, warning the kit builder that the wiring must be rechecked. But wiring errors are hard to make with the full-size, full-color charts in the Scott instruction book. All difficult circuits come factory-tested on preassembled modular circuit boards. Harmonic distortion of the LK-60 is less than 0.8%; frequency response, 10-40,000 cycles.

Circle No. 81 on Reader Service Page 15

TRANSISTORIZED FM CONVERTER

Olson Electronics' transistorized 88- to 108-mc. FM front end, known as Model RA-713, was designed as the converter section for an AM/FM receiver. Its output is 10.7 mc., and it requires an i.f. strip and detector when used in a tuner or radio. With proper accessories, the converter could be built

into a field strength meter to optimize an FM antenna installation. Measuring 2½" x 1½" x 1", it operates on 9 volts d.c.

Circle No. 82 on Reader Service Page 15

VERY-LOW-FREQUENCY REPRODUCER

Representing a breakthrough in low frequency sound reproduction, *Aladdin Electronics'* "Octavium" sound reproduction "complement" extends the range of speaker systems to below audibility. According to the manufacturer, its range begins where the response of quality speaker systems starts to

fall off, adding a dimension of depth to music reproduction. The "Octavium" reproduces fundamentals through the two lowest audible octaves—from 70 cycles down to 15 cycles per second. Measuring 20¼" x 20¼" x 37" high, it can be used with any stereo speaker system.

Circle No. 83 on Reader Service Page 15

SENSITIVE VHF CONVERTER

You can convert your auto or home radio into a sensitive VHF short-wave receiver by inserting *Scientific Associates'* VHF converter into the existing antenna system—no special tools are needed. Two models of the transistorized converter are available: a fixed-frequency unit which permits dial tuning through any 1-mc. segment of the 108-170 mc. range; and a tunable unit (illustrated) which provides for continuous




tuning across an entire band of frequencies within this range. Both models feature a built-in audio squelch circuit which can be internally connected by the user, if desired. Complete installation instructions are included.

Circle No. 84 on Reader Service Page 15

BREADBOARD KIT

Want to save time and labor on your construction projects? With the Veroboard breadboard kit Model BK-6, there is no need for chassis, brackets, terminals, tools, or wires. Announced by *Vero Electronics, Inc.*, the kit consists of six assorted universal wiring boards, a spot face cutter, and complete instructions on how to design a component layout directly on a board. You can use the kit either to breadboard experimental and training circuits or to make finished circuit boards.



Circle No. 85 on Reader Service Page 15

SOLID-STATE MODULES

Modules might be said to be the current fad in electronics these days. *I.E.H. Manufacturing Co., Inc.* has just announced 12 of them: a flasher for use on cars, bicycles, etc.; a power amplifier; a "super" amplifier (you can hear through walls with it); a tone-modulated oscillator; metronome; full-wave bridge and filter; electronic filter for ripple-free d.c. power; preamplifier; power transformer; p.a. amplifier; guitar amplifier; and intercom



Use it... mobile... base... or portable!



MESSENGER III

Fairbanks

Cape Horn

Cape Horn to Fairbanks, Alaska

"Messenger III" goes all the way on Mercury Comet 16,200 mile durability run! Comet Drivers report: Over 40 continuous days and nights, through rain, fog, sleet and snow . . . on washboard roads, some scarcely more than a trail . . . in tropic heat and frigid Arctic weather—the "Messenger III" never let them down!

For unmatched quality and dependability—GO JOHNSON!

The most popular CB transceiver in the world—the "Messenger III" offers everything you ever wanted in a CB transceiver . . . compact size, a husky signal, extreme sensitivity, razor-sharp selectivity—and complete flexibility for base station, mobile, public address, or battery powered portable use! Double conversion receiver—set-and-forget "Volume" and "Squelch" controls—11 channel coverage—"Tone Alert" Selective Calling System available as accessory.



E. F. JOHNSON COMPANY

2426 10th Ave. S.W. • Waseca, Minnesota 56093

WRITE TODAY for full color brochure, or see your Dealer/Distributor and ask for a demonstration!



MESSENGER TWO
Ten channels and tune-able receiver. Excellent receiver sensitivity and selectivity. Plenty of features. Delivers a penetrating signal with solid punch!



PERSONAL MESSENGERS
100 Milliwatt and 1½ Watt hand-held units. Twice the sensitivity and 40% more range than similar units with conventional circuitry!



MESSENGER
To date—one of the biggest sellers in the Citizens Band field! 5 channels—long on performance, short on cost.

LATEST SAMS BOOKS FOR EVERYONE IN ELECTRONICS



USE THIS HANDY ORDER FORM

- How To Read Schematic Diagrams.** Not only shows you how to read and interpret diagrams, but analyzes each component, its construction, and its circuit purpose. Order RSD-1, only.....\$1.50
- Computer Circuit Projects You Can Build.** Starting with a simple flip-flop circuit, this book details the construction of 13 basic analog and digital computer-circuit projects. You not only learn computer circuitry but build useful devices as well. Order BOC-1, only \$2.95
- ABC's of Short-Wave Listening.** Your introduction to the exciting world of short-wave radio; tells what programs are available; gives practical advice on receivers, antennas, best listening times; a wonderful guide to this great hobby. Order SWL-1, only..\$1.95
- North American Radio-TV Station Guide.** Full data on 1000 VHF and UHF TV stations, over 5000 AM stations and 1500 FM stations; includes 14 valuable station location maps. Invaluable for DX'ers, TV-radio technicians, etc. Order RSG-2, only..\$1.95
- Sams PHOTOFACT Guide to TV Troubles.** Causes of more than 90% of TV troubles can be isolated in minutes by following the procedures described in this book; shows symptoms, analysis checks and where to look for troubles. Order PFG-1, only..\$2.95
- Transistor Ignition Systems Handbook.** Clearly explains the principles and installation and tuning of these new transistor ignition systems which are revolutionizing the auto industry. Order IGS-1, only...\$2.50
- How to Repair Major Appliances.** Explains operating principles and shows how to repair refrigerators, freezers, automatic washers, dryers, dishwashers, garbage disposal units, air conditioners, water heaters, etc. Order MAJ-1, only.....\$3.95
- Basic Electronics Series, 7 Vols.** Dynamic new explanation of circuit action through the use of unique 4-color diagrams which show you what takes place during every moment of circuit operation. Volumes cover: Amplifier, Detector & Rectifier, Oscillator, Transistor, Radio, TV Sync. & Defl. Circuits, and TV Video & Sound Circuits. Save \$3.70. Order BEL-70, all 7 volumes, only..\$16.95
- C B Radio Construction Projects, CBG-1.....\$2.50**
- Amateur Radio Construction Projects, ARP-1.....2.50**
- Radio Receiver Servicing, RS-2.....2.95**
- Modern Dictionary of Electronics, DIC-2.....6.95**
- TV Servicing Guide, SGS-1.....2.00**
- Handbook of Electronic Tables & Formulas, HTF-2.....3.95**
- Electronic Experiments & Projects, ESE-1.....2.50**
- Tube Substitution Handbook, TUB-8.....1.50**
- 101 Ways to Use Your VOM & VTVM, TEM-3.....2.00**

Famous ABC's Books

- Computer Programming, CPL-1 \$1.95
- Computers, ABC-1.....1.95
- Electronic Test Equipment, STE-1 1.95
- Electronics, ELW-1.....1.95
- Electronics Drafting, DRA-1 \$1.95
- Transistors, TRA-1.....1.25
- Electronic Organs, ECO-1.....1.95
- Hi-Fi & Stereo, HSF-1.....1.95

HOWARD W. SAMS & CO., INC.

Order from any Electronic Parts Distributor or mail to Howard W. Sams & Co., Inc., Dept. PE-7 4300 W. 62nd St., Indianapolis 6, Ind.

Send books checked above, \$_____enclosed.

Send FREE Booklist. Send Photofact Index.

Name _____

Address _____

City _____ Zone _____ State _____

IN CANADA: A. C. Simmonds & Sons, Ltd., Toronto 7

CIRCLE NO. 24 ON READER SERVICE PAGE

New Products

(Continued from page 24)

amplifier. Some of these solid-state modules can be used in conjunction with each other. All of them are easy to mount, with no soldering required.

Circle No. 86 on Reader Service Page 15

CB AUDIO COMPRESSOR AMPLIFIER

A new CB accessory introduced by Lafayette Radio Electronics, the Model HA-115 audio



compressor automatically increases the average modulation of a CB transmitter without overmodulating the carrier. An illuminated meter directly reads modulation percentage. The HA-115 works with all popular 6-

or 12-volt d.c. or 117-volt a.c. CB transceivers, and comes complete with operating and installation instructions.

Circle No. 87 on Reader Service Page 15

RECHARGEABLE FLASHLIGHT—PLUS

Two inches in diameter by two inches long, the "Star Fire 2000" available from Puritron Corporation is actually three units in one. It's a portable flashlight said to contain the power of flashlights more than five times its size. When put on its special stand which has a 360-degree swivel base, it can serve as a work light. And when attached to the forehead by means of a head-strap which is provided, leaving both hands free, it becomes a convenient headlight. The sealed unit comes with an external recharger, and is backed by a five-year guarantee. Made of plastic, the "Star Fire 2000" is ideal for sportsmen—it floats.



Circle No. 88 on Reader Service Page 15

HANDY GREASE GUN

A grease gun in an Aerosol can is the latest thing in greasing agents. Being produced by the Injectorall Electronics Corp., "Slide E-Z" grease contains "anti-oxidant" to prevent corrosion and to extend part life. Although it is specially designed for electrical contacts and controls, it can be used safely on any mechanical parts.

Circle No. 89 on Reader Service Page 15

NEW! 19 Piece POWER TOOL ATTACHMENT SET


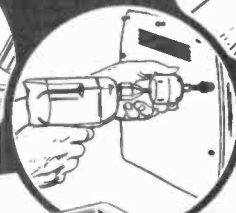

WITH
FREE
POLYSTYRENE
TOOL BOX

- CONVERTS ANY DRILL into
- POWER SCREWDRIVER
 - POWER NUT DRIVER
 - POWER SANDER
and POWER BUFFER

with **2 SPEED**
ANGLE DRIVE

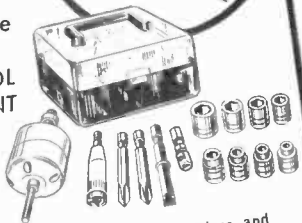
Retail Value \$12.50

Now \$ **9.95**
Only



Also Available
15 Piece
POWER TOOL
ATTACHMENT
SET

with fitted
storage and
carrying case



Converts any drill to a Power Screw Driver and Power Nut Driver. Contains deluxe Power Screw-driver attachment, 2 slotted and 2 Phillips type screwdriver blades, a screwfinder, power nut driver adaptor and 8 square drive machined sockets.

ONLY \$7.50

A PERFECT SET FOR EVERY POWER DRILL OWNER!

This 100% AMERICAN MADE kit is made of hardened steel with DuPont Zytel nylon housings which eliminate overheating and minimize drill load. Includes: 3 screwdriver blades, a screwfinder, 8 machined sockets and adaptors. 2 SPEED ANGLE DRIVE doubles or halves the speed of any drill. With 1 1/4" shank adaptor; 1 spindle adaptor; 1 chuck adaptor.

CONSUMER SERVICE COMPANY
160 Mercer Street, New York, N. Y. 10012

Enclosed is \$ _____ Please ship me the following:

_____ 19 Piece Power Tool Set(s) at \$9.95 ea. plus 50c ea. for postage and handling.

_____ 15 Piece Power Tool Set(s) at \$7.50 ea. plus 25c ea. for postage and handling.

(N. Y. C. residents please add 4% sales tax.) Foreign orders \$1.00 additional.

Name _____ (PLEASE PRINT) PI-75

Address _____

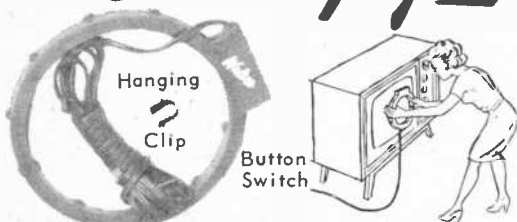
City _____ State _____ Zip No. _____

Sorry—no charges or C.O.D. orders.

**PURIFY TV COLOR
THIS SAFE, EASY WAY!**

PORTABLE LOW COST
DEMAGNETIZER

Now Only \$9⁹⁵



IMPROVE YOUR COLOR RECEPTION

You can now purify and eliminate stray color in your color TV set. Portable, compact, easy to use. Maintain clear reception through frequent use. Complete instructions with each unit. See your nearest TV appliance dealer or serviceman today!



WALSCO ELECTRONICS
400 S. Wyman St., Rockford, Ill.

CIRCLE NO. 31 ON READER SERVICE PAGE




The Raven is coming.

The world's newest, most advanced CB mobile rig will be ready for you in August. It's the Raven by Browning. Don't buy any CB equipment until you see the Raven. (Unless it's an Eagle base station, of course.)



Dept. PE-7
Laconia, New Hampshire

CIRCLE NO. 4 ON READER SERVICE PAGE



**POP'tronics
Bookshelf**

ENERGY, ELECTRICITY AND ELECTRONICS

by Rex Miller and Fred Culpepper

This title applies to four separate books which the publisher calls "Course One of Three Courses in Electricity and Electronics." Of the four books, three are of possible interest to POPULAR ELECTRONICS readers. One, *Applied Activities*, outlines 36 very basic experiments in electricity and electronics; it has some possibilities as a pre-teen introduction to this field. The second and third are a students' and a teachers' textbook, respectively, covering a gamut of subjects from Ohm's law to job opportunities in electronics; a high school embarking on a new basic electronics course might want to examine these two items. The fourth book details some 100 experiments involving the publisher's 3-E circuit boards and is relatively valueless to experimenters without the boards. However, all of the material in the four books is excellently prepared.

Published by McKnight & McKnight Publishing Co., Bloomington, Ill. 61702. *Applied Activities*: 104 pages, cloth cover, \$4.00. *The students' Textbook*: 235 pages, cloth cover, \$5.20. *The teachers' Professional Edition*: 243 pages, cloth cover, \$6.00. *The Laboratory Manual*: 152 pages, soft cover, \$1.80.

**ELECTRONIC PROJECTS FOR STUDENTS,
BEGINNERS & HOBBYISTS**

An unusual and worthwhile effort by an electronic parts manufacturer has resulted in a book that promises to entertain, teach, and provide experimenters with useful electronic devices and gadgets. The book describes 50 easy-to-build transistor projects, including a sun-powered radio, electronic megaphone, appliance tester, tachometer, code transmitter, short-wave converter, burglar alarm, and hi-fi accessories. The book is easy to read and well illustrated. Introductory material explains

BUILD YOUR OWN RADIO

Reg. U. S. Pat. Off.

CIRCUITS AT HOME only \$ **6.95**

with the Deluxe **PROGRESSIVE RADIO "EDU-KIT"®**

A Practical Home Radio Course

Now Includes

- ★ 12 RECEIVERS
- ★ 3 TRANSMITTERS
- ★ SQ. WAVE GENERATOR
- ★ SIGNAL TRACER
- ★ AMPLIFIER
- ★ SIGNAL INJECTOR
- ★ CODE OSCILLATOR

- ★ No Knowledge of Radio Necessary
- ★ No Additional Parts or Tools Needed
- ★ EXCELLENT BACKGROUND FOR TV
- ★ **SCHOOL INQUIRIES INVITED**
- ★ Sold in 79 Countries



Training Electronics Technicians Since 1946

FREE EXTRAS

• SET OF TOOLS

- SOLDERING IRON
- ELECTRONICS TESTER
- PLIERS-CUTTERS
- VALUABLE DISCOUNT CARD
- CERTIFICATE OF MERIT
- TESTER INSTRUCTION MANUAL
- HIGH FIDELITY GUIDE • QUIZZES
- TELEVISION BOOK • RADIO TROUBLE-SHOOTING BOOK
- MEMBERSHIP IN RADIO-TV CLUB: CONSULTATION SERVICE • FCC AMATEUR LICENSE TRAINING
- PRINTED CIRCUITRY

YOU DON'T HAVE TO SPEND HUNDREDS OF DOLLARS FOR A RADIO COURSE

The "Edu-Kit" offers you an outstanding PRACTICAL HOME RADIO COURSE at a rock-bottom price. Our Kit is designed to train Radio & Electronics Technicians, making use of the most modern methods of home training. You will learn radio theory, construction practice and servicing. This is A COMPLETE RADIO COURSE IN EVERY DETAIL.

You will learn how to build radios, using regular schematics; how to wire and solder in a professional manner; how to service radios. You will work with the standard type of punched metal chassis as well as the latest development of Printed Circuit chassis.

You will learn the basic principles of Radio. You will construct, study and work with RF and AF amplifiers and oscillators, detectors, rectifiers, test equipment. You will learn and practice code, using the Progressive Code Oscillator. You will learn and practice trouble shooting, using the Progressive Signal Tracer, Progressive Signal Injector, Progressive Dynamic Radio & Electronics Tester, Square Wave Generator and the accompanying instructional material.

You will receive training for the Novice, Technician and General Classes of F.C.C. Radio Amateur Licenses. You will build Receiver, Transmitter, Square Wave Generator, Code Oscillator, Signal Tracer and Signal Injector circuits and learn how to operate them. You will receive an excellent background for television, Hi-Fi and Electronics.

Absolutely no previous knowledge of radio or science is required. The "Edu-Kit" is the product of many years of teaching and engineering experience. The "Edu-Kit" will provide you with a basic education in Electronics and Radio, worth many times the low price you pay. The Signal Tracer alone is worth more than the price of the kit.

THE KIT FOR EVERYONE

You do not need the slightest background in radio or science. Whether you are interested in Radio & Electronics because you want an interesting hobby, a well paying business or a job with a future, you will find the "Edu-Kit" a worth-while investment. Many thousands of individuals of all

ages and backgrounds have successfully used the "Edu-Kit" in more than 79 countries of the world. The "Edu-Kit" has been carefully designed, step by step, so that you cannot make a mistake. The "Edu-Kit" allows you to teach yourself at your own rate. No instructor is necessary.

PROGRESSIVE TEACHING METHOD

The Progressive Radio "Edu-Kit" is the foremost educational radio kit in the world, and is universally accepted as the standard in the field of electronics training. The "Edu-Kit" uses the modern educational principle of "Learn by Doing." Therefore you construct, learn schematics, study theory, practice trouble shooting—in a closely integrated program designed to provide an easily-learned, thorough and interesting background in radio.

You begin by examining the various radio parts of the "Edu-Kit." You then learn the function, theory and wiring of these parts. Then you build a simple radio. With this first set you will enjoy listening to regular broadcast stations, learn theory, practice testing and trouble shooting. Then you build a more advanced radio, learn more advanced theory and technique gradually, in a progressive manner, and at your own rate. You will find yourself constructing more advanced multi-tube radio circuits, and doing work like a professional Radio Technician.

Included in the "Edu-Kit" course are Receiver, Transmitter, Code Oscillator, Signal Tracer, Square Wave Generator and Signal Injector Circuits. These are not unprofessional "breadboard" experiments, but genuine radio circuits, constructed by means of professional wiring and soldering on metal chassis, plus the new method of radio construction known as "Printed Circuitry." These circuits operate on your regular AC or DC house current.

THE "EDU-KIT" IS COMPLETE

You will receive all parts and instructions necessary to build twenty different radio and electronics circuits, each guaranteed to operate. Our Kits contain tubes, tube sockets, variable, electrolytic, mica, ceramic and paper dielectric condensers, resistors, tie strips, hardware, tubing, punched metal chassis, Instruction Manuals, hook-up wire, solder, selenium rectifiers, coils, volume controls and switches, etc.

In addition, you receive Printed Circuit materials, including Printed Circuit chassis, special tube sockets, hardware and instructions. You also receive a useful set of tools, a professional electric soldering iron, and a self-powered Dynamic Radio and Electronics Tester. The "Edu-Kit" also includes Code Instructions and the Progressive Code Oscillator, in addition to F.C.C. Radio Amateur License training. You will also receive lessons for servicing with the Progressive Signal Tracer and the Progressive Signal Injector, a High Fidelity Guide Book, a Free Membership in Radio-TV Club, Free Consultation Service, Certificate of Merit and Discount Privileges. You receive all parts, tools, instructions, etc. Everything is yours to keep.

PRINTED CIRCUITRY

At no increase in price, the "Edu-Kit" now includes Printed Circuitry. You build a Printed Circuit Signal Injector, a unique servicing instrument that can detect many Radio and TV troubles. This revolutionary new technique of radio construction is now becoming popular in commercial radio and TV sets.

A Printed Circuit is a special insulated chassis on which has been deposited a conducting material which takes the place of wiring. The various parts are merely plugged in and soldered to terminals.

Printed Circuitry is the basis of modern Automation Electronics. A knowledge of this subject is a necessity today for anyone interested in Electronics.

SERVICING LESSONS

You will learn trouble-shooting and servicing in a progressive manner. You will practice repairs on the sets that you construct. You will learn symptoms and causes of trouble in home, portable and car radios. You will learn how to use the professional Signal Tracer, the unique Signal Injector and the dynamic Radio & Electronic Tester. While you are learning in this practical way, you will be able to do many a repair job for your friends and neighbors, and charge fees which will far exceed the price of the "Edu-Kit." Our Consultation Service will help you with any technical problems you may have.

FROM OUR MAIL BAG

J. Statitis, of 25 Poplar Pl., Waterbury Conn., writes: "I have repaired several sets for my friends, and made money. The "Edu-Kit" paid for itself. I was ready to spend \$240 for a course, but I found your ad and sent for your kit."

Ben Valerio, P. O. Box 21, Magna, Utah: "The Edu-Kits are wonderful. Here I am sending you the questions and also the answers for them. I have been in Radio for the last seven years, but like to work with Radio Kits, and like to build Radio Testing Equipment. I enjoyed every minute I worked with the different kits; the Signal Tracer works fine. Also like to let you know that I feel proud of becoming a member of your Radio-TV Club."

Robert L. Shuff, 1534 Monroe Ave., Huntington, W. Va.: "Thought I would drop you a few lines to say that I received my Edu-Kit, and was really amazed that such a bargain can be had at such a low price. I have already started repairing radios and phonographs. My friends were really surprised to see me get into the swing of it so quickly. The Trouble-shoot Tester that comes with the kit is really swell, and finds the trouble, if there is any to be found."

UNCONDITIONAL MONEY-BACK GUARANTEE

ORDER FROM AD—RECEIVE FREE BONUS RADIO & TV PARTS JACKPOT WORTH \$15

- Send "Edu-Kit" postpaid. I enclose full payment of \$26.95.
- Send "Edu-Kit" C.O.D. I will pay \$26.95 plus postage.
- Rush me FREE descriptive literature concerning "Edu-Kit."

Name.....

Address.....

PROGRESSIVE "EDU-KITS" INC.

(ATT: S. GOODMAN, M.S. in ED., PRES.)
1186 Broadway, Dept. 644D, Hewlett, N. Y. 11557

CIRCLE NO. 21 ON READER SERVICE PAGE

hallicrafters new CB-12 citizens
band transceiver gives you

**maximum
effective
range**



**greater talk power... far less
noise... 12 channels... only \$179.95!**

Dual conversion receiver • Sensitivity less than 1 μ v. for 10 db/SN • Jack for external speaker or "loud hailer" • Full-time noise limiter • 3.5 watts audio output • Insignificant battery drain • Illuminated channel selector • All-solid state



Write today for full specifications.


hallicrafters

Dept. 4, 5th & Kostner Aves., Chicago, Ill. 60624

"Quality through Craftsmanship"

CIRCLE NO. 9 ON READER SERVICE PAGE

**USERS SAY . . . "Fabulous,"
"Terrific," "Improves radio 100%!"**



VERBA-MATIX REVERBERATION

America's Prestige Reverb System

The only system with

- 4 Transistors • Heavy 7 oz. Ceramic-Magnet Speaker • Complete Control Panel (with Reverb % Control) • No Drilling, No Screws, for easy installation • Fits all Cars, Neg. or Pos. Ground (12 volt) • All Speakers 2 to 40 ohms • No Noise Driving Over Bumps.

Made in U.S.A.

For complete details see your
Distributor or write Dept. PE-7



kinematix, inc.

2040 W. Washington Blvd., Chicago, Ill. 60612

Area 312 — 666-0066

CIRCLE NO. 14 ON READER SERVICE PAGE

Bookshelf

(Continued from page 28)

the use of tools and how to recognize electronic parts. Chances are that the electronics dealer who sells this book will also stock and sell the manufacturer's parts.

Published by Semitronics Corp., 265 Canal St., New York, N.Y. 10013. 96 pages. Soft cover. \$1.95.

TECHNICAL WRITER'S & EDITOR'S STYLEBOOK

by Rufus P. Turner

Experienced writers and editors are well aware of the number of subtle differences that creep into the "King's English" when used to convey technical, as opposed to nontechnical, information. The question is: what is good style when it comes to writing technical articles? While there can be no universal style which will satisfy everyone, Rufus P. Turner (who happens to be an assistant professor of English as well as the author of numerous technical books and articles) has outlined in this volume the essentials needed for writing in any scientific field. Especially helpful are the chapters on abbreviations and the use of numbers.

Published by Howard W. Sams & Co., Inc., 4300 West 62 St., Indianapolis 6, Ind. Soft cover. 208 pages. \$3.95.

Free Literature

Every item in the entire EICO line of kits and wired electronic equipment is described and illustrated in this company's 1965 Full-Line Catalog—well over 200 products. For your free copy of the 36-page, 2-color new-format catalog, write to EICO Electronic Instrument Company, Inc., 131-01 39th Ave., Flushing, N.Y. 11352 . . . The latest edition of the Amperex Condensed Electron Tube Catalog contains a numerical index, descriptions and basic specifications on the complete line of Amperex tubes, including the new cathode-ray and vidicon tubes. To obtain a copy, write on company stationery to Amperex Electronic Corp., Advertising Department, Hicksville, L.I., N.Y. 11802 . . . Now available upon request from the Clairex Corporation, 8 West 30th St., New York, N.Y. 10001 is the first 4-page issue of a new periodical entitled "Photocell Forum." It discusses the uses of light in operating contactless relays. Subscription to the Forum is open at no cost to engineers interested in photoconductivity.

—30—

REVOLUTION IN CB BASE ANTENNAS


ROTATE THE SIGNAL NOT THE ANTENNA

The Unique New Model M-119
Electronic Sector-Phased
Omni-beam antenna

THE SCANNER

PAT. PENDING

- Electronic focus and beam rotation for maximum distance—No mechanical rotator needed
- Change signal direction instantly
- Full-circle scan coverage—No blind spots
- Compact—17½ ft. vertical elements arranged on 3 ft. radius circle
- Resists over 100 mph winds
- Easy one-man installation
- 7.75 db directional gain
- 23 db front to back ratio
- Priced 30% below old fashioned beam arrays



Scan Control Unit, with indicator lights, instantly changes signal direction—just flip the switch.



**the
antenna
specialists co.**

12435 Euclid Ave., Cleveland, Ohio 44106

64-14 Woodside Ave. Woodside 77, N.Y.

Export Div.:

Stripes of Quality



CIRCLE NO. 33 ON READER SERVICE PAGE

SWL QSL BUREAU

THE SWL QSL Bureau is a non-sponsored organization operating with the cooperation of the ARRL QSL Bureau and Newark News Radio Club. Its purpose is to handle incoming overseas SWL and QSL cards destined for W, K, and VE SWL's. When cards arrive with a complete address, the short-wave listener is notified by post card and requested to send a 9½ x 4¼ inch SASE (self-addressed, stamped envelope), with an extra stamp, to the Bureau so that the cards may be forwarded to him. Many SWL and QSL cards arrive incompletely addressed, however, or addressed only to a WPE identification. Such cards are being held for the WPE'ers listed below.

- | | |
|---------|---------|
| WPE1CLX | WPE5CNK |
| WPE1DKB | WPE6CYP |
| WPE1EGU | WPE6DZO |
| WPE1EJT | WPE6ECV |
| WPE1EZZ | WPE6FRJ |
| WPE1FDW | WPE6HQD |
| WPE2ECR | WPE7AWQ |
| WPE2EUD | WPE7BGH |
| WPE2IPH | WPE7BLZ |
| WPE2KBK | WPE7BQW |
| WPE2KOP | WPE8CMK |
| WPE2KXG | WPE8DBX |
| WPE2LNI | WPE8EUJ |
| WPE2LVF | WPE8FFB |
| WPE2MAV | WPE8FSK |
| WPE2MLI | WPE8GCR |
| WPE2MLZ | WPE8GQB |
| WPE3CIM | WPE8IHL |
| WPE3DST | WPE9FCQ |
| WPE3FFJ | WPE9FQQ |
| WPE3FRQ | WPEØASK |
| WPE4FJT | WPEØCYD |
| WPE4HDX | |
| WPE4HOM | |



3 BIG 3's FOR CB

THE TURNER MODEL
333

This professional noise-cancelling communications microphone is ideal for CB, amateur, marine and other mobile use. Clear, crisp voice reproduction. Rugged cyclac case. Response: 300-3000 cps. \$21.50, list.



THE **TURNER** MICROPHONE COMPANY
946 17th Street N.E.
Cedar Rapids, Iowa

In Canada: Tri-Tel Associates, Ltd.,
81 Sheppard Ave. West, Willowdale, Ontario

CIRCLE NO. 28 ON READER SERVICE PAGE

PROVEN SUCCESS TRAINING

Find out about B.I.T.'s "Planned Program of Instruction" which gives you . . . Personal Advisory Service, Well-paying Job Placement, Financial Aids plus other benefits in ONE YEAR OR LESS OF RESIDENCE TRAINING.

-----Write for Literature TODAY!-----

Tell me how I can join America's fastest growing industries and invest in my future in one year or less. I am interested in the courses below.

- B.** Air-Conditioning Radio & TV Basic Electricity
I. Refrigeration Drafting Electronic Technician

Name _____ Age _____


Address _____ Phone _____

City _____ State _____

Bailey INSTITUTE OF TECHNOLOGY
1930 S. Vandeventer • St. Louis, Mo. • PR 1-4307

LIVE BETTER ELECTRONICALLY with LAFAYETTE RADIO ELECTRONICS

HI-FI AND CB EQUIPMENT Headquarters



Model HB-500
139⁵⁰
99-3027WX

NEW! LAFAYETTE 70-WATT COMPLETE AM-FM STEREO RECEIVER

Just Add Speakers and Enjoy FM, FM Stereo and High-Quality AM Reception

- A powerful 70-Watt Amplifier plus Complete Preampfier Control Facilities plus a Standard AM Tuner plus a sensitive FM Tuner plus an FM Stereo Tuner—all on One Compact chassis
- Amazing FM "Stereo Search" Circuit Signals Presence of Stereo Broadcasts
- Tuned Nuvistor "Front End" provides Greater Sensitivity, Lower Noise
- Bar-Type Tuning Indicator for AM and FM
- Variable AFC Control
- Imported

TAKES REELS UP TO 7"



‡ adaptable to stereo playback

DYNAMIC MICROPHONE

THE WIDELY ACCLAIMED LAFAYETTE RK-137A TAPE RECORDER

FEATURING **4**-TRACK STEREO PLAYBACK
4-TRACK MONAURAL RECORD PLAYBACK

With Electronic Track Selector Switch, VU Recording Level Meter and Pause Switch For Instant Editing

Includes Lightweight carrying case, dynamic microphone, output cable, 7 inch empty tape reel.

- Two Speeds—3¾ & 7½ ips
- Pause Lever Provides Instant Stop for Editing
- Record—Erase Safety Switch
- Fast, Rugged Shift Lever Control
- Extension Speaker Jack
- High Impedance Monitoring Jack
- VU Meter Recording Level Indicator
- Electronic Track Selector Switch
- Specially Designed Heavy-Duty 6x4" PM Speaker
- Separate Erase and Record Heads
- Imported



Small... Quiet... Powerful!

NEW! LAFAYETTE SOLID-STATE DUAL CONVERSION 5-WATT CB TRANSCEIVER

With Authentic Mechanical Filter

- ✓ Only 3" high—fits easily in any car
- ✓ Special multi-stage noise limiting circuit ends problem of mobile noise
- ✓ The same output as the most powerful tube unit yet uses only 1/50th of the battery power

The Perfect Unit For Mobile!

- 12 Crystal Transmit and Receive Positions
- 23 Channel Tunable Receiver With Spotting Switch
- 3-Stage Transmitter Rated For Full Legal Power
- Dual Conversion Receiver with 5/10 μ V Sensitivity
- Multi-Stage Automatic Noise Limiting Circuit
- Rugged Silicon Mesa Transistors
- Compact—3"x11½"x6¼"D
- 12V DC Mobile Operation (Negative or Positive ground)
- 117V AC operation when used with Matching Solid-State AC Power Supply (Optional at \$16.95)

Model LR-800
199⁵⁰
99-0005WX

Model RK-137A
89⁵⁰
99-1511WX



NEW! LAFAYETTE 23-CHANNEL 5-WATT CB TRANSCEIVER

Double Side Band Full Carrier

With Advanced "Range-Boost" Circuit

- ✓ 17-Tube Performance with 13 Tubes
- ✓ Low Noise Nuvistor "Front End"
- ✓ 5 Double-Tuned IF Transformers
- ✓ Meets All FCC Requirements

- Frequency Synthesized Circuit Provides 23 Crystal-Controlled Transmit & Receive Channels—No Extra Crystals to Buy
- Continuous One-Control Channel Tuning
- Full 5-Watt Input
- Push-To-Talk Microphone & Electronic Switching
- Dual Conversion Receiver With 3/10 μ V Sensitivity
- Delta Tuning Offers "Fine Tuning" of ± 2.5 Kc on Receive
- Illuminated "S" and RF Output Meter
- Variable Squelch, Variable Noise Limiter, AGC
- Built-in 117V AC & 12V DC Power Supply
- "Vari-Tilt" Mounting Bracket for Easy Mobile Installation
- Plug-in Facilities For Lafayette Selective Call Unit

Model HB-400
169⁵⁰
99-3001WX

FREE!

LAFAYETTE RADIO ELECTRONICS

1965 CATALOG NO. 650 516 PAGES!

See The Largest Selection in Our 44-Year History

- Stereo Hi-Fi — Famous Brands plus Lafayettes own Top-Rated Components
- Citizens Band Equipment
- Tape Recorders
- Ham Gear

- Radio's, TV's and Accessories
- P.A. Equipment; Intercoms
- Test Equipment
- Optical Goods
- Musical Instruments

LAFAYETTE RADIO ELECTRONICS
Dept. IG-5 P.O. Box 10
Syosset, L.I., N.Y. 11791

Send me the FREE 1965 Lafayette Catalog 650 \$ enclosed; send me (Prices do not include shipping charges).

Name.....
Address.....
City..... State..... Zip.....

CIRCLE NO. 16 ON READER SERVICE PAGE



SEE THE U.S.A.



Traveling by car to the distant corners of this great country of ours is becoming easier and takes less time than ever before. This year see the U.S.A. Visit the great national parks, the towering and majestic Rocky Mountains, historic New England, the seashore or the broad expanse of the midwest. No matter where you travel, International Citizens Radio transceivers can provide rapid emergency communication. International transceivers are designed and engineered to give reliable mobile service day in and day out under all kinds of conditions. The 1965 International transceivers have hybrid circuits which combine transistors and tubes for greater dependability. There is even one model which has built-in test circuits. You will have more fun traveling and a feeling of security with an International transceiver installed in your car for mobile communication. Write today for our catalog of Citizens Radio transceivers and accessories. Then see your nearest International dealer. He will assist you in selecting the best transceiver for your particular requirements.

CIRCLE NO. 12 ON READER SERVICE PAGE



MODEL 440
Citizens Radio Transceiver



MODEL 660
Citizens Radio Transceiver

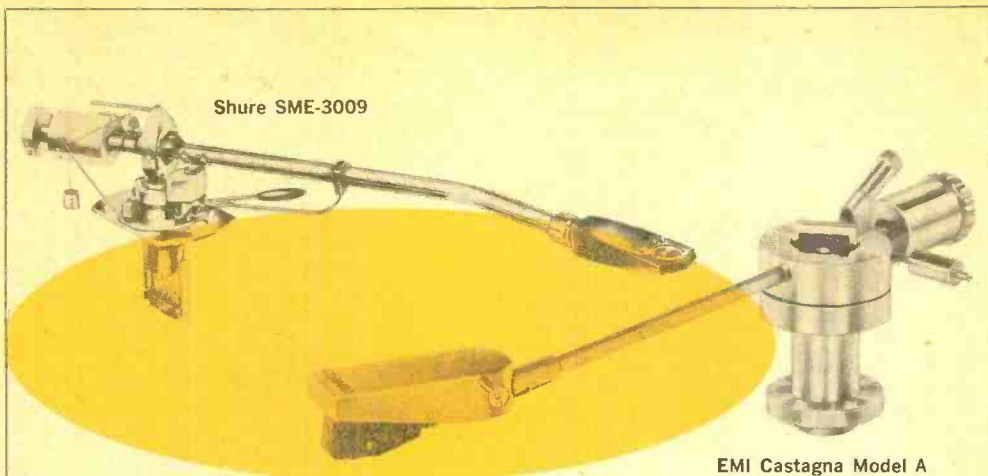


MODEL 880
Citizens Radio Transceiver

FCC Citizens Radio license required.
All use must conform with Part 95,
FCC Rules and Regulations.

**INTERNATIONAL
CRYSTAL MFG. CO. INC.**

18 NORTH LEE — OKLA. CITY, OKLA.



Shure SME-3009

EMI Castagna Model A

NO STICK ON A SWIVEL

By HANS FANTEL

*Tone arms are the most misunderstood hi-fi component—
take a peek at quality 12" arms and the part they play*

NOT TOO long ago, a tone arm was no more than a stick on a swivel. All the tone arm did was hold the phono cartridge over the record. But the best of today's stereo cartridges are so sophisticated that tone arms *had* to improve. The stylus in a high-compliance stereo cartridge is so flexible that it could be "squashed" by a clumsy tone arm.

Cartridge designers are pushing design limits close to the theoretical optimum. But even the best cartridge can't live up to its promise if the tone arm won't "play along." The arm is an active working partner of the cartridge. Only with the assistance of a capable tone arm can the cartridge trace every detail of the musical waveform embossed on the record.

This goes double for stereo because on stereo records the cartridge must trace

the groove vertically as well as horizontally. It needs a tone arm that can virtually float the cartridge across the record without tugging, dragging, or bouncing. In effect, the modern tone arm must act as a sort of outer space platform, isolating the cartridge from all extraneous influences, such as shaky floors, gravity changes due to turntable tilt, friction, and inertia. The tone arm must neutralize all these factors so that the cartridge responds only to the wiggles in the record groove, unaffected by anything else.

Any tone arm that can satisfy all of the above requirements is far from a simple piece of hardware. It has to be a cleverly designed piece of precision equipment. Most arms in this class are sold separately and custom-mounted on professional-type turntables. But lately even the arms furnished on some high-

Price Tags

With tone arm prices scattered over a 1:5 range (from about \$25 to \$125), you'll want to know just what you get for your money in the different price groups. It's good news for budget buyers that the performance gap between the cheapest and the most expensive tone arm listed in the table on the next page is surprisingly small. Each of them will let a modern high-compliance cartridge do its stuff.

What, then, can top-price models offer to justify such an investment? The difference in tonal quality is generally so slight that it takes a highly educated ear to notice it at all. Besides, any difference would only be apparent with the most compliant cartridges and only if the signal were reproduced through top-grade amplifiers and speakers. But to the serious hi-fi hobbyist who likes to experiment with many different cartridges, the de luxe tone arm offers an important advantage: the many possible adjustments allow him to make sure that any cartridge he may choose works under optimum conditions.

quality record changers have been designed to the highest standards. Changers equipped with such arms are sometimes called "automatic turntables" to tell them apart from ordinary changers. In addition, several combinations of high-quality tone arms and single-play turntables (all preassembled) are now on the market.

A quality tone arm must meet four main requirements: (1) stable balance, (2) tracking accuracy, (3) low resonance, and (4) minimum friction. Before you judge any given model in terms of these four points, it will be helpful to know the theory behind each.

Stable Balance. To keep just the right amount of downward force on the stylus during every moment of record playback, the tone arm must be balanced in a special way. In this respect, hi-fi tone arms differ radically from the ordinary low-fi arms. On cheap phonographs the arm is usually balanced by a spring pulling upward to counteract the weight of the arm and cartridge pressing on the record. But that's like trying to keep a firm footing on a set of bedsprings. The upward pull of the spring makes the arm jumpy. Heavy footsteps, passing traffic, or a loud note on the record itself will jerk an ordinary tone arm right up and out of the groove. A moment later, it will come crashing down on the record again with an impact that can do permanent damage to a compliant stereo stylus.

Quality tone arms, by contrast, are never balanced by an upward-pulling spring. Instead, they use a counterweight. Many modern arms employ a principle known as "dynamic balancing," which uses the counterweight to render the arm totally weightless with respect to the cartridge. By adjusting the counterweight, stylus pressure can be reduced to nothingness. The arm literally floats. Then a small spring is adjusted (usually on a calibrated dial) to provide exactly the amount of *downward* force required for proper cartridge tracking. Stylus pressure and overall balance in these arms remain constant regardless of turntable slant, floor vibration, or accidental jolts. Thanks to a clever arrangement of their front and rear centers of gravity with respect to the pivot, dynamically balanced arms become independent of the earth's gravity. One will play even if the whole turntable is upside down.

The tone arm must also be balanced so that the stylus pushes against both groove walls with equal force. Otherwise the stereo output would be lopsided. The basic geometry of modern tone arms makes them lean a little harder against the inner groove wall than against the outer wall. To counteract this imbalance, high-quality arms have side-thrust compensators, also called "anti-skating" devices. They neutralize the inward pull of the arm with an equal force in the opposite direction. In some models, these thrust compensators take the form of those queer little "outriggers" you see dangling from the side of the arm, or small weights zooming up and down like elevators on a cable. Other designs achieve the same effect by off-center counterweights.

Tracking Accuracy. Ideally, the tone arm should travel across the record in a straight line. That would keep the cartridge properly lined up with the record grooves (at an exact tangent to each groove) all the way from the beginning to the end of a record. But the arm can't travel in a straight line because it turns on a pivot. Its path is necessarily curved. As a result, the cartridge changes its angle with respect to the grooves as it scans the face of the disc. The number of degrees by which the actual cartridge angle differs from a true tangent is called the "tracking error." The trick is to

Today's Top Tone Arms

MAKE	MODEL	DESCRIPTION	PRICE
Audio Dynamics Corp (ADC)	"Pritchard" ADC-40	Walnut arm body in gimbal mounts; plug-in cartridge shell; side-thrust compensator; overall length, 10 $\frac{5}{8}$ inches	\$44.50
EMI-Scope Electronics Corp.	Castagna Model A	Adjustable tracing angle and overhang; calibrated stylus pressure adjustment; friction-free magnetic suspension for lateral motion; sapphire knife-edge bearing for vertical motion; side-thrust compensator; hand-machined aluminum parts; exchangeable cartridge mounting plate	125.00
Empire	Model 980	Calibrated stylus pressure adjustment; maximum tracking error, \pm 0.65 degree; resonance, 6 cycles; micro-ball bearings in both lateral and vertical plane; adjustable overhang; automatic "Dyna Lift" raises tone arm from record at end of play; exchangeable cartridge shells	50.00
Grado	Laboratory Series	Gunstock walnut body with aluminum fittings; dynamically balanced; side-thrust compensator; exchangeable cartridge mounting plate; needle-point bearing	45.00
Gray	Model 212-TN	Viscous damping; resonance to 10 cycles; exchangeable cartridge mounting plate; viscous oil prevents accidental dropping of arm on record; maximum tracking error, 2 degrees	49.50
Ortofon	Model RMG-212	Ball-bearing gimbal suspension; dynamic balancing; rubber resonance damper calibrated stylus pressure adjustment; resonance, 8 cycles; claimed maximum tracking error, 1.19 degrees; overall length, 12 inches; exchangeable cartridge shell	55.00
	Model SMG-212	Similar to RMG-212 but without dynamic balance	30.00
Rek-O-Kut	Model S-320	Dynamically balanced; calibrated stylus pressure adjustment; side-thrust compensator; resonance-damped counterweight; exchangeable cartridge shell; resonance, below 12 cycles; tracks at less than 1 gram	34.95
	Model S-340	Similar to S-320 but without dynamic balancing feature	24.95
Shure	Model SME-3009	Suspended on precision ball races and knife-edge bearings; stylus pressure adjustable from $\frac{1}{4}$ gram upward; resonance below audible range; adjustable overhang; side-thrust compensator; lever-operated hydraulic control for lowering arm onto record surface and lifting it after completed play; exchangeable cartridge shell	100.50
	Model M232	Ball-bearing pivots; calibrated stylus pressure adjustment; adjustable overhang	29.95
Stanton	Model 200 "Unipoise"	Single-point, needle-bearing suspension; calibrated stylus pressure adjustment; lightweight construction for minimum inertia; overall length, 11 $\frac{3}{8}$ inches; cartridge shell not exchangeable	24.00
Weathers	MT-66	Wooden arm body; viscous damping to lower resonance and prevent accidental dropping of arm on record; micrometer stylus pressure adjustment; no spring loading; exchangeable cartridge mounts; overall length, 11 $\frac{1}{2}$ inches	31.50

Automatic Record Changers with Quality Tone Arms

These record changers are a select group. They differ from ordinary changers in that they meet stringent high-fidelity standards in the design of both their turntables and tone arms. Because their performance is comparable to that of professional-type turntables and tone arms, these units are also known as "automatic turntables." All models listed here can track high-compliance cartridges and can be conveniently used for single-play operation. Prices do not include base.

MAKE	MODEL	DESCRIPTION	PRICE
Dual	Model 1009	Four-speed changer equipped with dynamically balanced arm capable of tracking at $\frac{1}{2}$ gram; calibrated stylus pressure adjustment; exchangeable cartridge shell	\$99.50
	Model 1010	Similar to Model 1009, but without dynamic balancing feature	69.50
Garrard	Lab 80	Four-speed changer with wooden (low resonance) arm; dynamic balance; side-thrust compensator; calibrated stylus pressure adjustment; exchangeable cartridge shell; lever control to raise and lower arm	99.50
	Model A70	Four-speed changer with arm similar to that in Lab 80, but made of metal and without lever control for raising and lowering arm	84.50
Miracord	Model 10H	Four-speed changer with tone arm capable of tracking high-compliance cartridges at 1 gram; exchangeable cartridge shell; pin-bearing suspension; lateral micro-ball bearings	99.50
	Model PW40	Similar to Model 10H but with dynamically balanced tone arm; calibrated stylus pressure adjustment; exchangeable cartridge mounts	89.50

keep it as small as possible. In a well-designed arm, it should not exceed 2 degrees at the maximum.

Audio designers have come up with some fancy geometry to keep the tracking error down to a minimum. Take, for instance, the offset angle of the cartridge. That slight crook just above the cartridge holder is carefully calculated to shave down the misalignment. Other designs achieve the same purpose by curving the entire arm.

Another gambit for improved tracking is to aim the tone arm path not directly at the center spindle but a fraction of an inch ahead of it. The distance by which the stylus overshoots its apparent goal is called the "overhang"—or, as some hi-fi'ers keep insisting, "the hang-over." This bit of clever geometry practically cuts the tracking error in half.

Is accurate tracking worth all this effort or are we splitting hairs? To form your own conclusion, just visualize what happens when the cartridge rides in an

inferior arm with plenty of tracking error. Being held askew rather than tangential to the groove, the stylus can't respond equally to both sides of the groove. The result is a rasping kind of distortion, especially in those heavily scored orchestral climaxes that ought to be the most thrilling moments in hi-fi. This gets most bothersome on the inside grooves, where the signal waveforms are more tightly crammed together. A top-quality arm helps the music stay sweet and clear right up to the last note.

Low Resonance. Even if you're playing a lullaby, as far as your stereo cartridge stylus is concerned the joint is jumping—up, down, and sideways—anywhere from 30 to 15,000 times per second. But the tone arm mustn't get carried away by the frantic dance of the stylus in the groove. If the arm resonated with the vibrations of the stylus, it would beat its own unscored counterpoint to the music. The arm vibrations would be piled on top of the musical signal.

Turntable/Tone Arm Combinations

Turntables with pre-mounted top-quality tone arms

MAKE	MODEL	DESCRIPTION	PRICE
Acoustic Research	AR-TX	Two-speed (33 $\frac{1}{3}$ and 45 rpm) turntable with viscous-damped tone arm; adjustable overhang; damping mechanism prevents accidental dropping of arm, but releases arm in playing position; floating suspension of interlinked turntable and arm; exchangeable cartridge shell; base	\$78.00
Bogen	Model B62	Turntable has continuously variable speed from 29 to 86 rpm with preset stops; tone arm tracks at 1.5 grams; lever control for lowering and raising arm; exchangeable cartridge shell	64.95
Empire	Model 488 "Troubador"	Combination of 3-speed turntable with Empire Model 980 arm	159.95
Grado	Laboratory Standard	Single-speed turntable (33 $\frac{1}{3}$ rpm) with Grado tone arm; base	169.50
Rek-O-Kut	R-34H	Dual-speed turntable combined with S-340 tone arm; base	89.95
Stanton	Model 800B Stereotable	Single-speed turntable riding on an "air cushion" magnetic suspension to minimize rumble; combined with Stanton Model 200 "Unipoise" arm; base	99.00
Thorens	TD-135	Four-speed turntable with adjustable speed combined with Thorens arm featuring needle-point bearings; calibrated stylus pressure adjustment; exchangeable cartridge shell	99.75
Weathers	Model 66	Single-speed turntable combined with Weathers tone arm; floating turntable suspension; base	75.00
	"The Townsend"	Similar to Model 66 but with different styling and without floating turntable suspension; base	59.95

Picture what this would do to the sound. After all, the stylus can trace the groove contour with accuracy only if its own moorings are steady. If the tone arm insisted on adding its own song and dance, you would no longer hear the signal from the record alone but a confusing, distorted cross-breed of vibrations. To put it in engineering terms: arm resonance intermodulates with signal frequencies.

A good arm resists the temptation to swing along with Mitch, or with whatever you happen to be playing. In short, it's nonresonant.

Audio designers differ in their methods for insuring nonresonance. Grado, ADC, and Weathers, for instance, make their arms out of wood—an inherently near-nonresonant material. Others put a plastic shock absorber between the arm and its rear counterweight. This works just like the shock absorbers on a car—it soaks up unwanted vibrations. In many cases the whole arm is designed to

keep its natural resonance below 25 cycles—about the lowest frequency on records.

Minimum Friction. The tone arm should move almost without drag. Any kind of mechanical resistance, binding, or pulling would act on the stylus and cause distortion of the signal—especially in stereo playback. Besides, the more energy that is needed to overcome friction, the higher the stylus pressure required to keep the stylus from climbing out of the groove. To make use of modern cartridges tracking at featherweight pressure (2 grams or less), the arm has to be virtually frictionless.

To achieve minimum friction, engineers resort to various methods. Some balance their arms on a sharply pointed needle bearing to reduce the friction surface. Others suspend the arm in gimbals fitted with precision ball bearings or employ knife-edge jewel bearings similar to those in a chemical precision balance. One re-

(Continued on page 77)

D.C.-OPERATED FLUORESCENT LIGHT



COVER STORY

By **BEN RICHARDS**

Portable
emergency light
doubles as
luminescence
detector

MADE TO ORDER for wherever a portable light is needed, this battery-operated fluorescent light will find favor with sportsmen, hobbyists, and rock collectors alike. The light works off a 12-volt battery and uses a 6-watt tube. By substituting a "black light" for the white tube, rock hunters can use it to locate mineral specimens.

Since the light can be used in many different ways, construction should be tailored to satisfy your needs. For instance, those rock hunters may find it

desirable to enclose the unit in a light-tight box with a tray and viewing hood to permit daylight sorting of rocks. Motorists will find it advantageous to use a cigarette lighter type of plug to obtain a quick power connection in the event of an emergency. Sportsmen and campers may want to add a watertight battery compartment to the unit to hold a lantern-type battery.

How It Works. Operating fluorescent lamps from d.c. usually presents a problem: the supply voltage must be higher than the "striking" voltage of the lamp and power is wasted in the resistive ballast which must be used to limit lamp current. Not so if an efficient transistorized inverter steps up low voltage d.c. to high voltage and high frequency a.c.—a simple series capacitor can then serve as a reactance-type current limiter. The circuit used here produces more than half again as much light output as an incandescent bulb drawing the same battery power, a feature which campers and boaters who are concerned with conserving their batteries will appreciate.

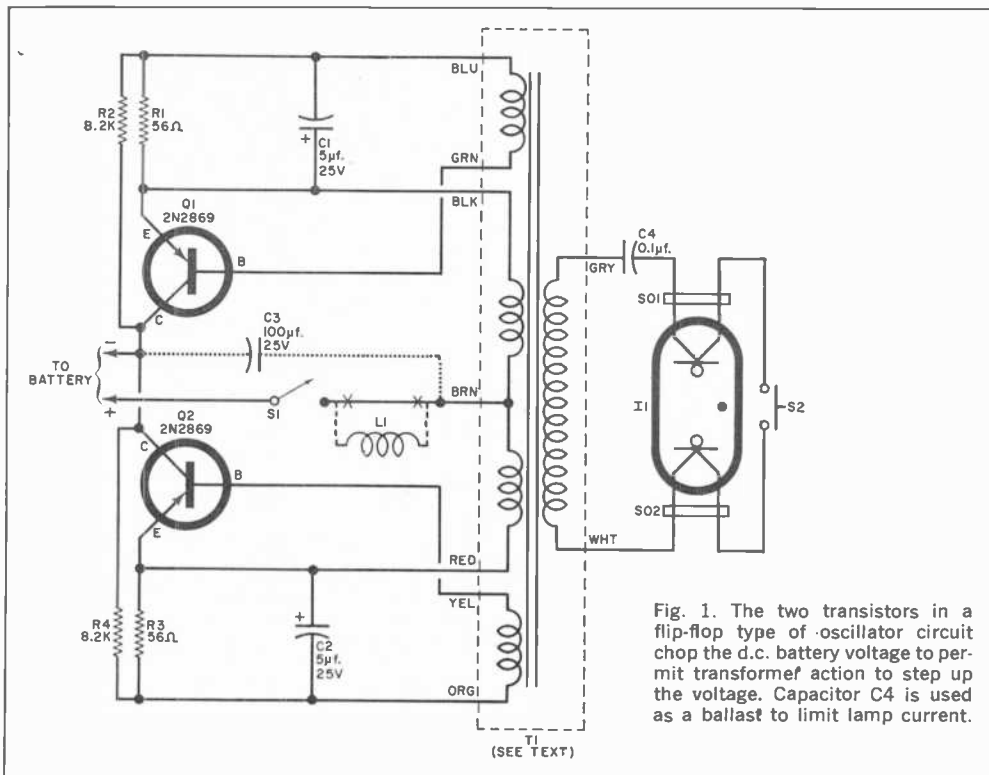


Fig. 1. The two transistors in a flip-flop type of oscillator circuit chop the d.c. battery voltage to permit transformer action to step up the voltage. Capacitor C4 is used as a ballast to limit lamp current.

The circuit, shown in Fig. 1, incorporates two transistors and a saturable core transformer with feedback windings to produce an audio oscillation at a frequency determined primarily by the transformer. The a.c. output voltage is connected to the fluorescent lamp (I1) through capacitor C4, which serves to limit load current.

The type of lamp employed has filaments at both ends of the tube to "pre-heat" the gas in order to facilitate lamp ignition. Note that the function of S2 is to allow current to flow through both filaments as long as it is closed. The hot filaments heat and ionize the gas in the lamp, so that current can flow through the gas from one end of the lamp to the other. The hotter the gas, the more current that can flow; the more current that flows, the hotter the gas becomes. The external current limiter prevents "run-away" and destruction of the lamp and other circuit components.

Capacitor C3 and coil L1 are optional and are used to cut down radio interference. If you do not use C3 and L1, con-

PARTS LIST

- C1, C2—5- μ f., 25-volt capacitor
- C3—100- μ f., 25-volt electrolytic capacitor—optional
- C4—0.1- μ f., 10%, 600-volt tubular capacitor (Sprague 6PS-P10 or equivalent)
- I1—6-watt fluorescent lamp (Sylvania F6T5/CW cool white or F6T5/BL black light, or equivalent)
- L1—45 turns of #15 enameled wire, two layers wound evenly on $\frac{3}{4}$ "-O.D. dowel—optional
- Q1, Q2—2N2869 transistor
- R1, R3—56-ohm, $\frac{1}{2}$ -watt resistor
- R2, R4—8200-ohm, $\frac{1}{2}$ -watt resistor
- S1—S.p.s.t. switch
- S2—Momentary-contact, push-to-close switch
- SO1, SO2—Miniature two-pin fluorescent lamp socket (GE 95X276 or equivalent)
- T1—Type EC-0104-IP saturable transformer (available from Milwaukee Electromagnetics, P. O. Box 4476, Milwaukee, Wis. 53207, for \$5.60 postpaid)
- Misc.—Wood parts, aluminum, celluloid shield

nect the switch directly to the brown lead on T1. Do not connect the brown lead to the negative side of the battery. A 2- or 3-ampere fuse can be placed in series with the switch. However, the fuse may not act fast enough to protect the transistors if you apply too much voltage or fail to observe polarity.

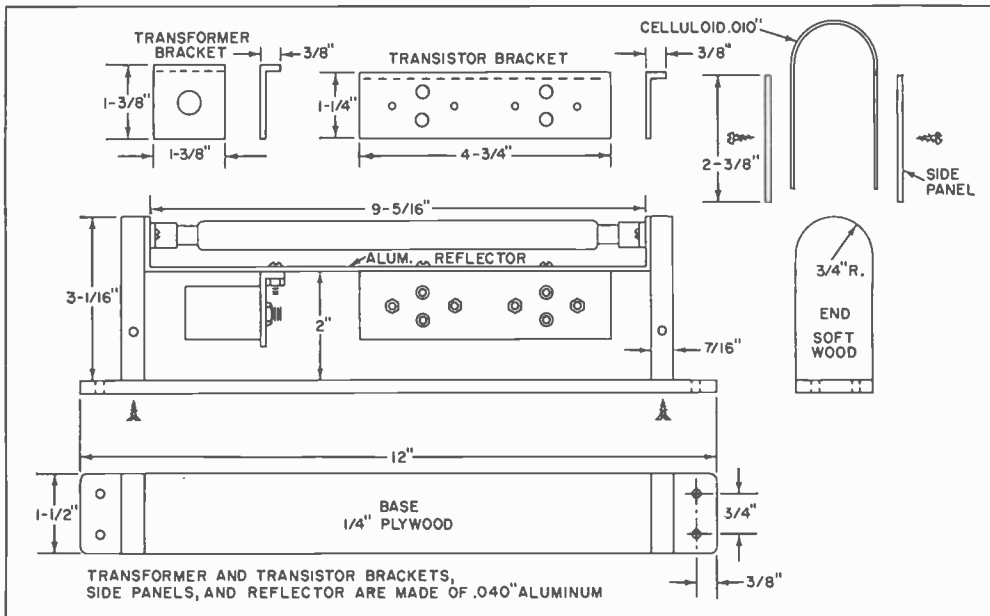


Fig. 2. Celluloid shield forms a window and insulates the side panels from the aluminum chassis. The unit can be fastened to a container built to hold two 6-volt lantern-type batteries connected in series.




Fig. 3. Layout is not critical, but space transistors as far apart as possible to dissipate the heat.

Construction. Assemble the base, ends, aluminum reflector, and sockets as shown in Fig. 2. Note that the same screws hold the lamp sockets and reflector to the soft wood ends. The transistors are mounted on an aluminum bracket which in turn is mounted on the reflector. The transformer is mounted on another bracket and attached to the reflector in the same manner. The on-off switch and starter button can be installed on either aluminum side panel. Most of the com-

ponents are connected between terminal strips mounted on the wood base.

Connections to the two transistors can be made by soldering directly to the pins. Care must be exercised not to damage the transistors with excessive heat; use a pair of long-nose pliers as a heat sink when soldering. Transistor layout is not critical, but they should be spaced as far apart as possible to allow for dissipation of heat when in operation.

If the small amount of audible noise from the unit is disturbing, pack some foam rubber, styrofoam, or other acoustic absorbent material around the transformer. When installing the celluloid (or plastic) shield, be sure it insulates the aluminum side panels from the reflector in order to isolate and completely enclose the electrical circuit.

Testing and Use. If you are sure of your wiring and supply voltage polarity, turn the unit on and depress the starter button for a few seconds. The lamp should operate with normal brilliance if battery voltage is about 12 volts. Current drawn should be around 0.9 ampere. The circuit should work on 9 to 15 volts with lamp brightness corresponding to voltage; higher voltage levels tend to shorten lamp life.

—50—

2-COMPACTRON STEREO AMPLIFIER



WOULD YOU LIKE to put together a stereo amplifier which is simple, low-cost, and easy to build? Then the Two-Compactron Stereo Amplifier is for you. Designed for one purpose, to play stereo records, it has a minimum of controls and features an uncomplicated circuit. This palm-sized unit has a power output on the order of 5 watts, and a maximum harmonic distortion of 2%.

Two tubes do the work of four in the basic amplifier unit; and, in the power supply unit, full-wave connected diodes eliminate still another tube. The power supply is also small in size and because it is assembled on a separate chassis, can be tucked away in a convenient spot.

The two compactrons produce enough power to fill a room with stereo music. In spite of the small size, assembly and

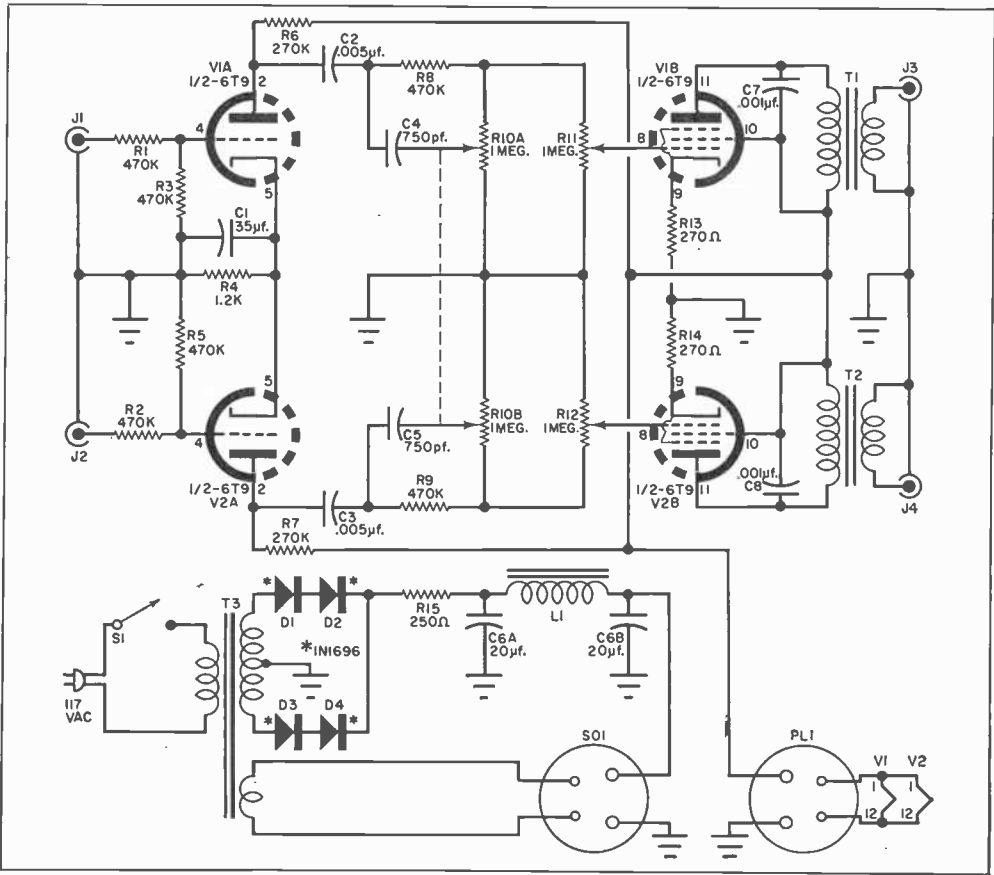
By **PHILIP E. HATFIELD**, W9GFS*

Build this handful of twin power to fill your room with music from your low-cost record player

wiring are easy because of the two-chassis layout and the relatively small number of parts used.

How It Works. A 6T9 compactron triode-pentode is used in each channel of the amplifier, as shown in the schematic diagram. The triode sections are hooked up as resistance-coupled voltage amplifiers and the pentode sections as power amplifiers. A ganged tone control (*R10a* and *R10b*), in conjunction with *R8*, *C4*, and *R9*, *C5*, allows a desired tonal bal-

*Tube Dept., GE, Owensboro, Ky. Project from revised edition of *GE Hobby Manual*.



Triode sections accept the output of an inexpensive stereo cartridge and drive pentode portion of the compactrons to full rated power. A separate control in each channel maintains desired level and balance.

ance to be passed from the triode to the pentode stages. No balance control is needed since balance can be achieved simply by adjusting the individual gain controls (*R11* and *R12*).

The amplifier is designed to be driven by a crystal stereo cartridge having an output of approximately 3 volts. A voltage divider in the input of each channel (*R1* and *R3* in one channel, and *R2* and *R5* in the other) prevents overloading of the input stages. If lower output cartridges are used, modify the circuit by omitting *R1* and *R2* and connecting *J1* and *J2* directly to the grid of *V1a* and *V1b*, respectively.


Unbypassed cathode resistors *R13* and *R14* in the pentode circuits tend to reduce the overall gain slightly while improving fidelity. Capacitors *C7* and *C8* tend to attenuate some of the highs to give the amplified sound a mellower

tone and minimize the effects of needle scratch. Changing the value of these two capacitors will change the apparent overall tonal balance of the amplifier.

The power supply is a conventional full-wave silicon diode type using a capacitor-input filter consisting of *L1* and *C6*. Resistor *R15* serves as a current surge protector for the silicon diodes. The use of two diodes in each leg of the rectifier circuit nominally doubles the peak inverse voltage rating of the circuit.


Construction. Drill all holes in the metal boxes housing the amplifier and power supply. Mount all parts including three 5-terminal strips in the central portion of the amplifier box. Terminal strips near *T1* and *T2* could have as little as three terminals each.

Be sure to orient the compactron sockets as shown, in order to have very short



If the separate power supply (above) is located in an inaccessible place, you can mount another switch on the amplifier chassis and connect it in series with S1, or you can use the automatic shutoff switch on your record player. Switch S1 can then be left on all of the time.

Wire the tube sockets in amplifier before mounting the transformers. The relatively small number of parts offers several advantages, including low cost and ease of construction. Locate parts as shown.




leads to the grids of the two input stages. Wire the amplifier before mounting the transformers. When installing the resistors and capacitors, leave enough space for the transformers. When mounting the transformers, you can leave the leads long enough to allow the transformers to be moved aside for future access to the compactron sockets.

In constructing the power supply, mount the four diodes in the clear on a 5-terminal strip. The terminal strip is mounted on a 1/2" ceramic standoff; avoid contact with the metal cabinet.

PARTS LIST

- C1—35- μ f., 6-volt capacitor (General Electric MT1-13 or equivalent)
- C2, C3—0.005- μ f., 600-volt capacitor
- C4, C5—750-pf. mica capacitor
- C6—20/20 μ f., 450-volt, dual-section electrolytic capacitor
- D1, D2, D3, D4—1N1696 silicon diode, 500 PRV, 600 ma.
- J1, J2, J3, J4—Phono jack
- L1—8-h., 75-ma. choke (Stancor C1355 or equivalent)
- PL1—4-pin plug (to fit into SO1)
- R1, R2, R3, R5, R8, R9—470,000-ohm, 1/2-watt resistor
- R4—1200-ohm, 1/2-watt resistor
- R6, R7—270,000-ohm, 1/2-watt resistor
- R10—1-megohm dual potentiometer, linear taper
- R11, R12—1-megohm potentiometer, audio taper
- R13, R14—270-ohm, 1-watt resistor
- R15—250-ohm, 5-watt resistor
- S1—S.p.s.t. toggle switch
- SO1—4-pin tube socket
- T1, T2—Output transformer, 5000 ohms to 6-8 ohms (Stancor A-3337 or equivalent)
- T3—Power transformer: primary, 117 volts, 60 cycles; secondaries, 6.3 volts, 3 amperes, and 480 volts, 70 ma., center-tapped (Stancor PM8419 or equivalent)
- V1, V2—6T9 compactron
- 1—3" x 4" x 6" amplifier chassis box (LMB 141 or equivalent)
- 1—2 3/8" x 3" x 5 1/4" power supply chassis box (LMB 780 or equivalent)
- Misc.—Wire, 1/2" ceramic insulator, terminal strips, grommets, knobs (3), compactron sockets (2)



Amplifier's low silhouette and finished appearance is achieved by mounting tubes on the rear apron.

Mount *R15* between the 5-terminal strip and a 2-terminal strip.

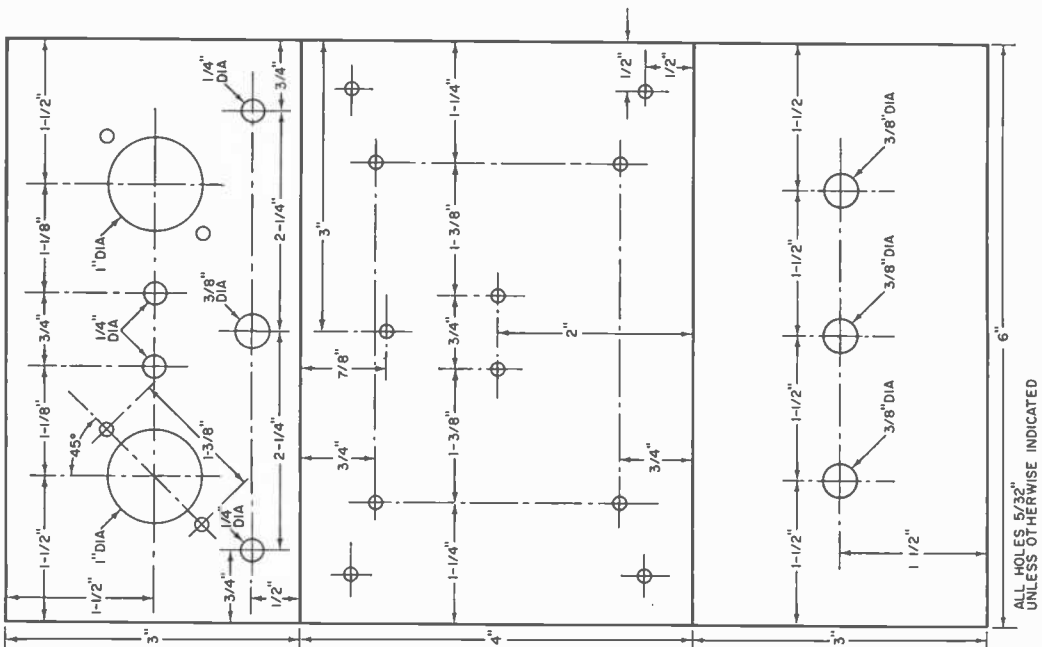
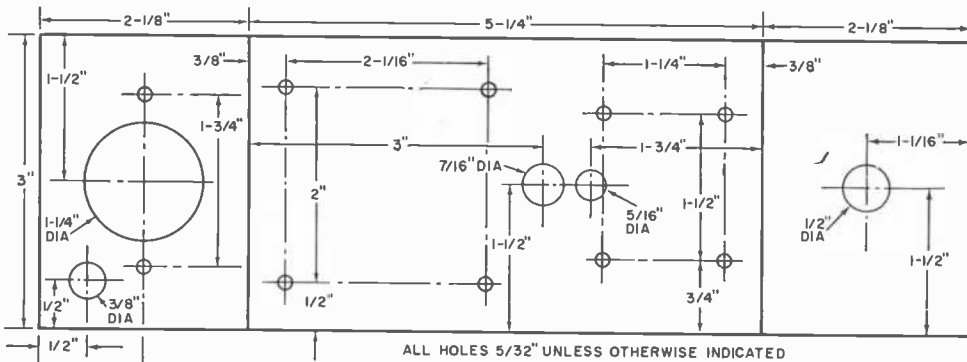
The cable between amplifier and power supply can be made by twisting together four 6' lengths of stranded hookup wire. The wires that carry the heater current (pins 1 and 4 on *PL1*) should be 18 gauge; the other two wires may be of lighter gauge.

As with most audio amplifiers, input connections between the phono cartridge and the amplifier should be made with shielded wire. The outputs of the amplifier should be fed to speakers having 6- to 8-ohm voice coils. Although phono-type jacks are used for the speaker out-

puts, it is not necessary to employ shielded wire; twisted pair or parallel cord can be used.

If you find that the channels are reversed, i.e., right-side sound coming from the left side, switch speaker connections to *J3* and *J4*. Make sure that the two speakers are in phase by listening to a mono program, then reversing the connections to one speaker and listening again. Generally, speakers in phase sound louder or seem to have more presence than speakers out of phase.

For mono listening with one speaker and for maximum power, you can connect both outputs together. -30-

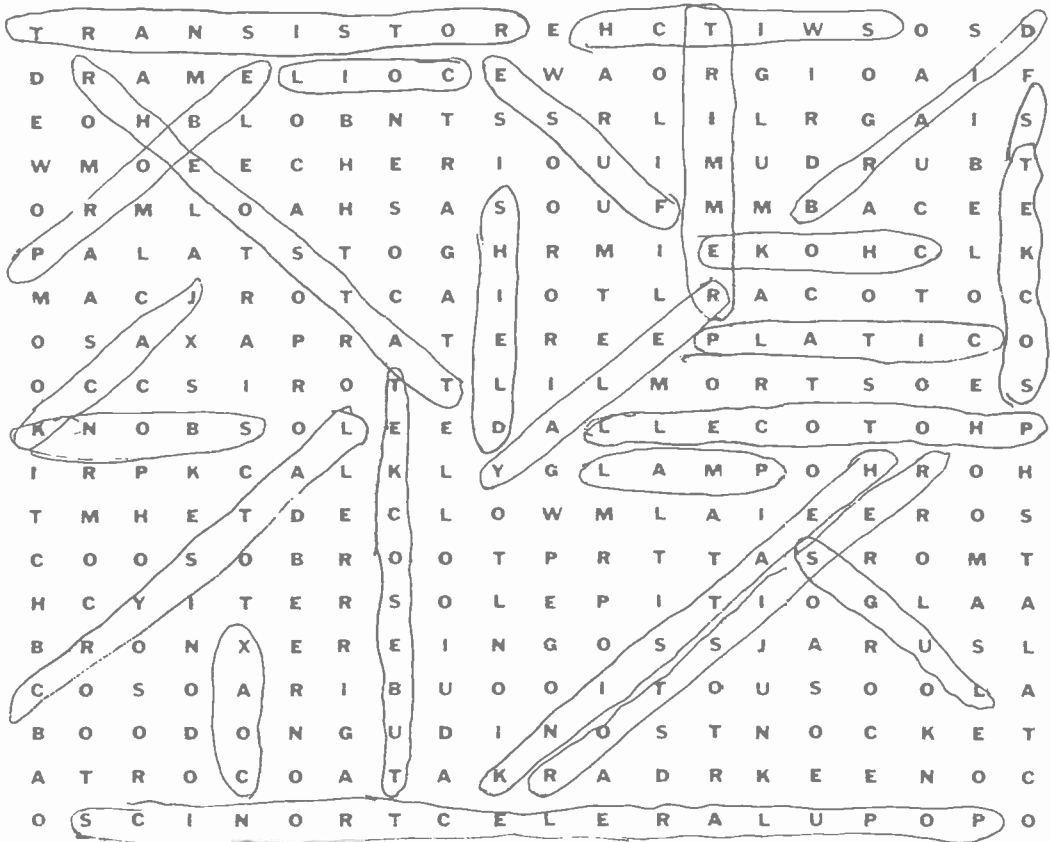


Layout of power supply cabinet (top) and amplifier cabinet (bottom) is easy to follow. Verify dimensions of your sockets, terminal strips, transformer mounting, etc., and modify the dimensions if necessary.

FIND THE COMPONENTS

By A. JANSON

Twenty-two electronic components are listed below. See if you can find them among the letters in color—they can read forward, backward, up, down, or diagonally. Circle each word as you find it. There is also one unlisted item that is quite well known to electronics enthusiasts—it has 18 letters!



- | | | |
|----------------|------------------------------|-------------|
| — 1 TRANSISTOR | 9 TUBE SOCKET
(one word) | — 17 PROBE |
| — 2 RESISTOR | — 10 KNOBS | — 18 CHOKE |
| — 3 SWITCH | — 11 JACK | — 19 RELAY |
| — 4 COIL | — 12 TRIMMER | — 20 SHIELD |
| — 5 CRYSTAL | — 13 RHEOSTAT | — 21 LUGS |
| — 6 SOCKETS | — 14 HEAT SINK
(one word) | — 22 BRAID |
| — 7 LAMP | — 15 PHOTOCELL | 23 ??? |
| — 8 FUSE | — 16 COAX | |


(Solution on page 78)

HAM RADIO

Plan now for your license

By EDWARD J. WESTLUND, WAØEDV

*Before you crack a book or learn the code,
there are things to do
that will make it easy for you
to enjoy this fascinating hobby*



IF you enjoy the challenge electronics offers and would like to make the acquaintance of fellows living in far corners of the world, then you're a candidate for the fraternity of amateur radio operators.


Ham radio can turn a lazy Sunday afternoon or a quiet evening into an exciting adventure. For example, a couple of weeks ago I spent a good part of such an afternoon on 15 meters talking with a fellow stationed at a satellite tracking station north of the Arctic Circle. We hashed over the merits of certain antennas, and as a bonus I learned a lot about the Eskimos that live near there. That's one Sunday afternoon I'm glad I didn't spend watching TV!

This fascinating hobby can be yours;

steps that every ham-to-be would be wise to take before he cracks a book or even gets near a code-practice key. Too often an aspiring ham gets bogged down, becomes discouraged and never recovers, all because he didn't take the time to set up a definite program for earning his license. It's a good idea to spend at least several weekends in preparation for your task before learning the code symbol for the letter "e" (one dot) or memorizing Ohm's law.

No attempt has been made here to present details on assembling a station or to explain the FCC requirements for any of the five classes of licenses—there are many books on amateur radio that contain this information.

Here, then, are the six steps:



It's important to set up a schedule for study and practice. A half hour a day spent listening to taped code sessions is a sure-fire way to build up code speed quickly. Allow another half hour for studying theory.

all you have to do is demonstrate a certain amount of skill and knowledge to an FCC examiner by passing tests in Morse code and electronic theory, and learn the FCC rules and regulations. Practically anyone can master the code well enough to pass the 5-word-per-minute test required for a Novice or Technician license, and then reach the 13-wpm speed needed for a General Class ticket. And you don't have to be an electronics engineer or a wizard at mathematics to pass the theory exams either. But you will have to devote a good part of your spare time to study and practice.

In this article, I have outlined six

Set up a study schedule. Studying for a ham license is quite different from attending a formal course in electronics. You have no instructor to guide you, and your only motivation is your desire to get on the air. The need for a study schedule, then, is obvious.

Don't attempt to cram all your studies and practice into weekends. It's far better to spend an hour or so on them each day of the week. A good way to start is to set aside a half hour a day for code practice and a half hour for studying theory. This may mean getting up an hour earlier each morning or giving up an hour of TV, but it pays off.

As you progress, you can divide the time spent between code and theory as you see fit, but start out with the fifty-fifty plan. The important thing is to stick to your schedule until it becomes a habit.


Budget, and save your money. Considering the hours of enjoyment to be obtained for the dollars invested, ham radio is not an expensive hobby. However, it does take a certain amount of cash to get started. Some hams manage to operate on a shoestring, but most have at least \$200 invested in their equipment, \$500 isn't uncommon, and there are many stations sporting price tags that compare with the cost of a new car.

But if money is a problem, that's no reason to be discouraged; many hams

what's available. Visit the local electronics stores and ask for their catalogs. And send for at least two mail-order catalogs (Lafayette Radio Electronics, Allied Electronics, Radio Shack, Burstein-Applebee, etc.), and several surplus listings.

If you plan to build any of your gear from scratch, get to know several local TV repairmen; ask them to save for you TV sets that they would normally scrap. Also, some large electronics companies have surplus outlet stores which sell parts for a fraction of their retail cost—check to see if there is such a store nearby.

Build up a ham library. Before you say hello to the world over the air waves, you'll have to spend many hours reading



Some hams operate on a shoestring, but most have at least \$200 invested in their equipment. Start saving now so you'll be able to set up your own station. The one above is worth \$300 if purchased secondhand.

are getting acquainted with the world using "peanut whistles" made from parts salvaged from old TV sets. Your goal here is to have enough money on hand to set up a station by the time your ticket arrives.

Know the electronics market. Whether you plan to buy commercial equipment, assemble kits or build your gear from the chassis up, you'll first want to learn

books on amateur radio. You'll need a ham library.

You can start out with *Understanding Amateur Radio*, *Learning the Radiotelegraph Code*, and the *Radio Amateur License Manual*, all published by the American Radio Relay League. (The latter two are available for 50 cents each or as a package together with *How to Become a Radio Amateur* and *Operating*

an *Amateur Radio Station* for \$2; the complete package is called "Gateway to Amateur Radio.")

After you have mastered *Understanding Amateur Radio* (\$2), you should acquire a copy of the ARRL's *Radio Amateur's Handbook* (\$3.50) or the *Radio Handbook* by William Orr, or both. (The latter is published by Editors and Engineers, and is priced at \$9.50.) You'll also find it worthwhile to have in your ham library an up-to-date copy of the COMMUNICATIONS HANDBOOK which is revised and published on an annual basis by POPULAR ELECTRONICS.

Other books that you may want to investigate include: *So You Want to Be a Ham, Revised* by Robert Hertzberg (Howard A. Sams, \$2.95); *The Radio*

possible and diligently study the ones you like the best.

Make friends with licensed hams. Nothing is as helpful to the newcomer as a good friend who already has his license. He can improve your code sending by giving you honest criticism, and he can clear up some of the more difficult electronic concepts. In return for your friend's cooperation, offer to assist him with his projects. You don't have to be an expert to help him put up a new antenna or lend a hand when he's testing his rig. And you'll learn by helping.

How do you meet hams? Start out by looking for ham antennas on roofs and in yards in your area. When you find one, simply walk up and introduce yourself. You'll be surprised how willing



Visit electronics stores that sell new and used amateur gear. A wide selection is always available.



Your first transmitter can be a simple rig built from surplus gear and parts taken from old TV sets.

Amateur's Handbook by A. Frederick Collins, revised by Robert Hertzberg (Thomas Y. Crowell, \$4.95); *Getting Started in Amateur Radio* and *Building the Amateur Radio Station* by Julius Berens (Rider Publications, \$2.35 and \$2.89) and *Novice & Technician Handbook* by William Orr and Donald Stoner (Radio Publications, \$2.85). It's to your advantage to read as many books as

most hams will be to help you. Also, check to see if there is a radio club in your community, and if there is, join it. You'll meet many hams at the meetings and you may be able to enroll in code and theory classes sponsored by the club.

Start collecting equipment. To learn the code, you'll need a key, a headset, and a code-practice oscillator. It's a big
(Continued on page 80)

BUILD A 144-MC. Swiss Quad ANTENNA

By HERBERT S. BRIER, W9EGQ

*All-metal, 2-meter
cubical quad uses new ideas
proposed by HB9CV—
front-to-back and front-to-side
ratios are over 25 db*

ALTHOUGH the "Cubical Quad" directional antenna has several obvious advantages, including high gain and economy of construction, the mechanical strength to cope with high winds is not an outstanding feature of the Quad constructed of bamboo and wire. The *all-metal* "Swiss Quad" described in "Across the Ham Bands" in the April, 1965, issue of POPULAR ELECTRONICS (page 74) has generated great interest among the ham fraternity.

The Swiss Quad retains the electrical advantages of the usual Quad, but adds strength and durability. A 144-mc. Swiss Quad can be built in a few hours at a cost of less than \$4.00. It will give a real *hop* to your signals.

Design. If the centers of the horizontal members of a two-element Quad are pushed in until they touch, they may be joined—both electrically and mechanically—to the central support pipe. If the horizontal members are metal tubing, the

Quad becomes a self-supporting structure without an auxiliary framework.

Coupling the centers of the horizontal members of the Quad together and to the support pipe is permissible, because these points are at zero r.f. potential. But, because a portion of the elements are partially bent back upon themselves, the overall dimensions of the antenna should be approximately 10% greater than for a conventional Quad cut for the same frequency.

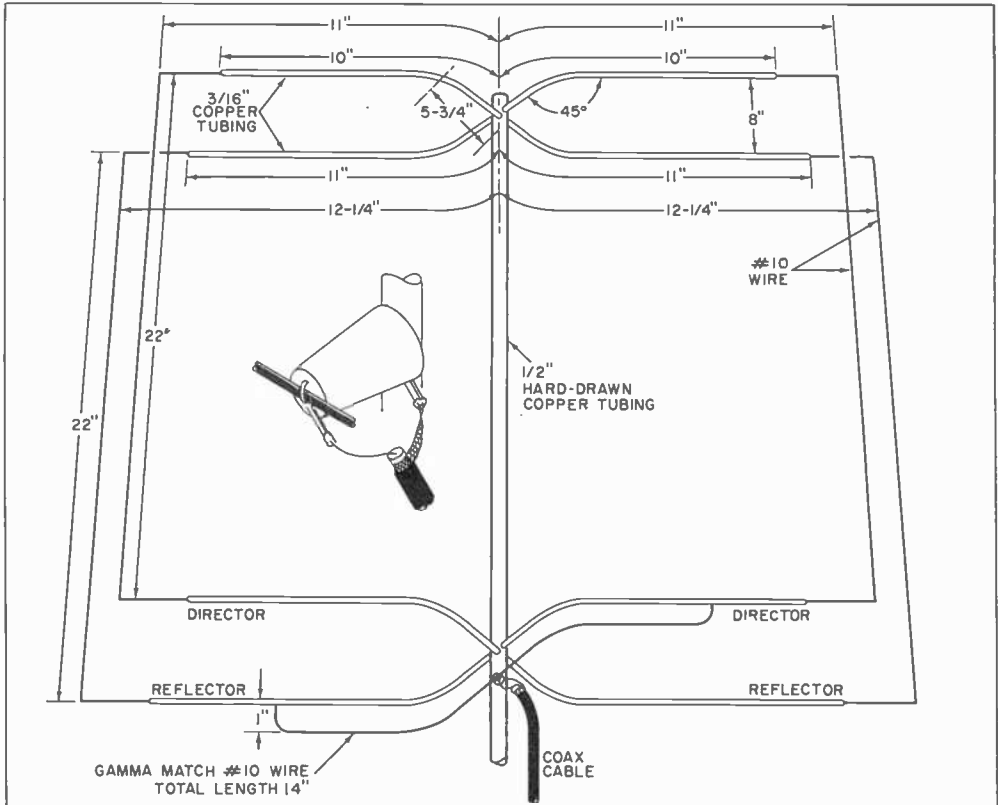
The designer of the Swiss Quad, Rudolf Baumgartner, HB9CV, accommodated this increased size by adding to both the horizontal and vertical dimensions. I have found, however, that there is no significant difference in results if either the horizontal or vertical dimensions are kept the same as in a conventional Quad, and the other dimensions are increased sufficiently to restore resonance at the desired frequency.

Construction. The 144-mc. Swiss Quad is made of copper wire and tubing which is available in hardware and plumbing supply houses. To build a duplicate of my Swiss Quad, first straighten the $\frac{3}{16}$ " copper tubing by rolling it on a flat surface while tapping it lightly with a wooden mallet. Cut off four 21" lengths.

Now take the hard-drawn $\frac{1}{2}$ "-diameter copper tubing and drill a $\frac{13}{64}$ " hole a half inch from the top end. Line up the drill so that the bit passes through the diameter of the tubing and comes out on the opposite wall. Drill another pair of $\frac{13}{64}$ " holes 22" below the first pair in the same manner. Then rotate the tubing a quarter turn, and drill a third pair of $\frac{13}{64}$ " holes $\frac{3}{4}$ " from the top end and at right angles to the first pair; and drill a fourth pair 22" below the third pair. Finally, drill a $\frac{3}{64}$ " hole a half inch below the bottom $\frac{13}{64}$ " hole and in line with the first and second pairs.

Mount the standoff insulator in the $\frac{3}{64}$ " hole on the supporting rod. Place a solder lug under and on top of the insulator. You may have to do a bit of juggling to line up the screw through the $\frac{3}{64}$ " hole from the inside to catch the insulator, but it can be done.

Slide the four pieces of $\frac{3}{16}$ " tubing through the $\frac{13}{64}$ " holes, and position them so that they all extend 10" from the center of the $\frac{1}{2}$ " supporting rod to one side and 11" from the center to the



You can build a Swiss Quad in a few hours using readily available copper wire and tubing. The mast can be any convenient length. Sweat elements to the support pole with a heavy soldering iron or butane torch.

BILL OF MATERIALS

- 1—7' length of 3/16" copper tubing
- 1—3' length of 1/2" hard-drawn copper tubing
- 1—12' length of #10 plastic-insulated copper wire
- 1—3/8" cone-type standoff insulator (E. F. Johnson #135-501 or equivalent)
- 2—Solder lugs

other side. Solder them in place, using a husky soldering iron (250 watts or larger) or a small torch.

Measure 5 3/4" from the center of the supporting rod along the 3/16" tubing, and bend the 3/16" tubing horizontally 45° so that the end sections of each adjacent 10" and 11" length are parallel and spaced eight inches apart. It is not necessary that the bends be sharp; slightly rounded corners are preferred.

Remove the plastic insulation from a 14" length of #10 wire which serves as the *gamma* matching rod. The rod is approximately 12" long and soldered at


each end to the radiating elements; it is spaced an inch away from the elements. Do not solder the ends of the *gamma* rod until you have had an opportunity to adjust it, as described below. Cinch the solder lug on top of the standoff insulator around the center of the *gamma* rod, and solder it and the center conductor of the 50-ohm (nominal) coaxial feed line to the *gamma* rod. Solder the cable shield to the other solder lug.

Slice the insulation off the remainder of the #10 wire, and cut four 30" lengths. Four inches from each end of these lengths, bend the wire at right angles to form shallow U's 22" wide. Slip the ends of these U's into the corresponding top and bottom 3/16" copper tubing to the dimensions shown in the drawing.

Adjustment. Place an SWR bridge in the coax line and feed a small amount of r.f. into the line. Slide the wire U's
(Continued on page 86)

Equipment Report

HEATHKIT MODEL GR-64 SHORT-WAVE RECEIVER



ONLY one weekend and about \$40 are all that is needed to open up the radio spectrum from 550 kc. to 30 mc. That's about 0.0014 parts of a dollar per kilocycle. Frequency coverage is complete, without gaps, and subdivided into four bands. A flip of the bandswitch and a turn of the flywheel-loaded main tuning knob quickly lets you go from station to station on this superheterodyne short-wave receiver kit, Model GR-64, made by the Heath Company. An electronic bandspread control helps you separate closely spaced stations.

Bringing in a station is made easier and done with greater precision by observing a tuning meter on the front panel which indicates relative signal strength. The illuminated front panel is good-looking, easy to read, and highlights the WWV stations; marine and weather frequencies; ham, foreign broadcast, and CB bands; and, of course, the local broadcast band. A headphone jack enables you to plug in a set of headphones and automatically disable the built-in loud-speaker for private listening.

Code and single-sideband reception are made possible by a unique BFO control in

the suppressor grid circuit of the 455-kc. i.f. amplifier. A noise limiter circuit permits you to switch in a diode clamp across the audio signal path to cut down those high-amplitude short-duration noise pulses that manage to get into most radio signals.

The i.f. and mixer-oscillator stages are controlled by an a.v.c. circuit, when the function switch is in the AM position. The a.v.c. circuit is disabled for c.w. and SSB reception, as it should be, when the function switch is set in the CW position.

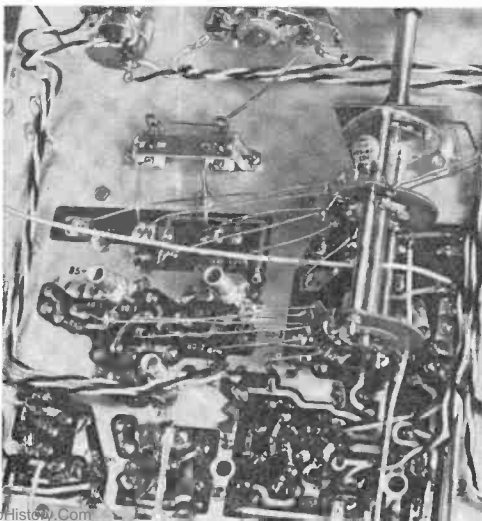

The power supply is a transformer-fed voltage-doubler circuit employing silicon diodes. Tube line-up in the receiver consists of a 12BE6, 12BA6, 12AV6, and 12AQ5; the tube heaters are connected in parallel.


Ample room, a printed circuit board, and step-by-step instructions simplify construction. Our assembled unit brought in stations loud and clear when first turned on, even before alignment adjustments were made. There's good stuff packed into this kit, and it gives you probably the most stations you can tune in for the money. —30—

Circle No. 90 on Reader Service Page 15

A printed circuit board, loads of room, and easy-to-follow instructions enable quick assembly. Frequency range is from 550 kc. to 30 mc., without a break.

Off-the-air signals can be used to align the short-wave receiver without test equipment. Adjustments are easy to make. The built-in tuning meter helps.





BUILD STEAM POWERED HAM RIG

Single-transistor flea-power "Milliwatter" transmits readable c.w. signals over a distance of three miles without a battery

By **HARTLAND B. SMITH**, W8VVD

SINCE JAMES WATT first patented his steam engine back in 1769, man has found many uses for this source of power. But perhaps the most unusual one of all, in this day and age anyway, is to harness it to a ham rig such as the "Milliwatter."

Taking its power from a steam-driven generator, the Milliwatter will put out between 10 and 15 milliwatts, easily providing readable signals at distances greater than three miles. So

whether you would like to try your hand at flea-power operation, need an emergency transmitter that can run without a battery, or are looking for a Science Fair project, this gadget is for you.

Steam Engine. Obtaining a steam engine for this project should present no difficulty since many mail order houses carry such items. Although most model steam engines will provide adequate power to drive a generator,




Fig. 1. Grommet fitted over polystyrene rod serves as a drive shaft to couple generator to the steam engine's flywheel. Hinge-like generator mount under rubber-band tension allows drive shaft to "follow" the flywheel. Engine speed can be varied to control generator output.

select an engine with a fairly large boiler to eliminate repeated refilling and time wasted waiting for a new head of steam to build up. The engine and the other components can be mounted on a heavily varnished 12" x 18" x 1/4" plywood board.

The steam engine can be fired by anything from a candle to a propane gas tank. Although most companies recommend using dry fuel tablets, you will find a propane tank more convenient. Use wood screws to hold a 3" x 4" x 1" wooden block on each side of the pro-

pane tank to prevent it from rolling around.

Since the normal position of the control valve on the tank nozzle will inconveniently face down when the nozzle points up, loosen the compression nut at the base of the nozzle pipe and rotate the pipe until the nozzle points in the same direction as the valve. The valve will now be easy to get to and will serve as a handy vernier-like control of engine speed.

Generator. Although any small permanent magnet motor, such as one that can

PARTS LIST

- C1—15 to 409 pf. variable capacitor (Allied Radio 13L524 or equivalent)
- C2—0.01- μ f. ceramic capacitor
- C3—0.0047- μ f. ceramic capacitor
- C4—100- μ f., 25-volt electrolytic capacitor
- L1—For 3.5 mc.: 45 turns of #20 wire, 1" in diameter, 2 3/4" long; For 7 mc.: 22 turns of #20 wire, 1" in diameter, 1 3/8" long (B & W Miniductor cut to desired length)
- Q1—2N1526 transistor (a 2N370, 2N371, 2N384, or 2N1517 can be substituted)
- R1—68,000-ohm, 1/2-watt resistor
- R2—5600-ohm, 1/2-watt resistor
- TSl—2-screw terminal strip
- GEN.—875E-1/2WR 3-volt d.c. motor available from Wilson's of Cleveland, P. O. Box 8995, Fort Lauderdale, Fla., for \$3 postpaid
- KEY—Telegraph key
- XTAL.—3.5-mc. or 7-mc. crystal
- 1—Steam engine (Sears Roebuck 49N2136)
- 1—12" x 18" x 1/4" plywood board
- 2—4" lengths of 1" x 3" white pine
- 1—4 1/2" x 6 1/2" perforated phenolic board
- Misc.—Crystal socket, transistor socket, 1" metal spacers (4), rubber grommet (3/4" O.D., 7/16" I.D.), epoxy cement, hinge, Masonite, polystyrene rod, propane torch, etc.

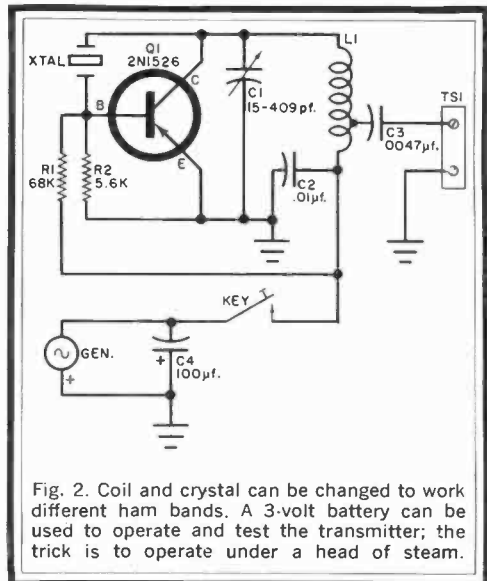



Fig. 2. Coil and crystal can be changed to work different ham bands. A 3-volt battery can be used to operate and test the transmitter; the trick is to operate under a head of steam.

be salvaged from a battery-operated toy, will function as a generator, the motor described in the Parts List with its 3.2 to 1 gear train is recommended. It produces the desired output voltage at a reasonable armature speed. A "spring-loaded" drive mechanism couples the generator to the engine. As shown in Fig. 1, a rubber-tired drive shaft attached to the generator rides on the steam engine's flywheel.

A suitable drive shaft and tire can be made from a $\frac{5}{8}$ " length of a $\frac{1}{2}$ "-round polystyrene or wood dowel and a grommet having a hole diameter of $\frac{1}{16}$ " and an outside diameter of $\frac{3}{4}$ ". A smaller grommet might load the engine excessively and a larger one would make it necessary to run the engine at a higher speed. Drill a hole in the center of the dowel, just large enough to allow a press-fit over the end of the axle holding the larger gear on the generator. Then stretch-fit the grommet over the newly made drive shaft.

The generator is mounted on a $1\frac{1}{2}$ " x $1\frac{3}{4}$ " piece of $\frac{1}{8}$ " Masonite board hinged to another piece of $1\frac{1}{2}$ " x $3\frac{1}{8}$ " x $\frac{1}{8}$ " Masonite. The second piece of Masonite is screwed to the base of the steam engine as shown in Fig. 1. Use epoxy cement to hold the generator to the first piece of Masonite. Connect a rubber band or spring between the two hinged sections of the support to provide pres-



sure between the flywheel and the drive shaft. Too much tension can overload the engine. Too little will permit slippage.

Transmitter. Consisting of a single-transistor crystal-controlled oscillator (Fig. 2), the transmitter is simple and straightforward. Transistor *Q1* is connected in a grounded-emitter, double-tuned configuration and operates in much the same manner as a tube in a tuned-plate, tuned-grid oscillator circuit. The crystal, besides determining the frequency of the oscillator, also supplies the feedback needed to sustain oscillation. Depending on the crystal, and the coil

(Continued on page 77)





Fig. 4. The entire project is mounted on a plywood board which measures only 12" x 18". Burner pipe is rotated at the compression fitting to enable the gas control valve to face up, making it easier to handle. The gas can be turned down to conserve steam when the transmitter is not used.

USING SILICON DIODES

By CHARLES L. FAIR, W7ZMH

*You can stack 'em up
to get all the power
supply voltage you need,
but you have to know
how to dress 'em up*



MOST EXPERIMENTERS at one time or another probably toy with the idea of substituting silicon diodes for the vacuum tubes in their power supplies. After all, with silicon diodes there is less power consumption, less heat, less need for replacement, and less space required. All too often, however, this apparent panacea to vacuum-tube ills backfires, cancelling out the benefits and leaving you up in the air as to what went wrong.

Often occurring without an obvious reason, power supply failures are especially numerous when several diodes are used in series to handle high voltage and resulting high peak inverse voltage (PIV). If you are planning to convert that power supply of yours, the following suggestions can save you time and money.

Diode Characteristics. First let's briefly review some important diode characteristics. A silicon diode conducting in the forward direction has a voltage drop of one or two volts across it because of its small forward resistance. The same diode exhibits a very high resistance—usually on the order of several megohms—when a reverse voltage is applied. The actual value of this forward and reverse resistance varies from diode to diode,

even if they are the same type, unless they are a matched pair. It's this variation in resistance, as we shall see, that is one of the prime causes of series-connected diodes breaking down.

Figure 1 shows an unprotected silicon diode power supply using a 1200-volt center-tapped power transformer and a capacitive-input filter. Each diode string has to rectify 600 volts 50% of the time. While this is a full-wave configuration, the same considerations apply to half-wave circuits. The PIV across each diode string is obtained by multiplying the 600 volts by a factor of 2.8. This works out to be 1680 volts. Good design practice calls for an added 25% safety factor, bringing the PIV requirement to 2100 volts.

Just in case you are wondering how the 2.8 factor is arrived at, keep in mind that the transformer voltage rating is reported out in r.m.s. volts. The same r.m.s. potential reported out in peak volts would be a figure 1.4 times greater. Capacitor *C1* charges up to peak voltage, and retains peak voltage even while the a.c. voltage on the transformer end of the diode string swings negative. The r.m.s. voltage across the string when the transformer end is maximum negative (—600 volts) and the capacitor

end is positive (600 volts) is 1200 volts. Multiplying 1200 volts by 1.4 to determine the amount of peak volts is the same as multiplying 600 volts by 2.8. The result is 1680 volts.

Four 600-volt PIV silicon diodes of the type used here (1N614's) would normally boost the overall PIV rating of the circuit to 2400 volts. However, you can consider yourself lucky if you

it sees the extra 72 volts, it will soon change its mind when an additional voltage comes along, such as a transient kicked up by switching the circuit on and off, or by sudden changes in the load circuit.

To prevent this chain reaction of destruction, shunt each diode with a resistance of much lower value than the back resistance of the diode. The in-

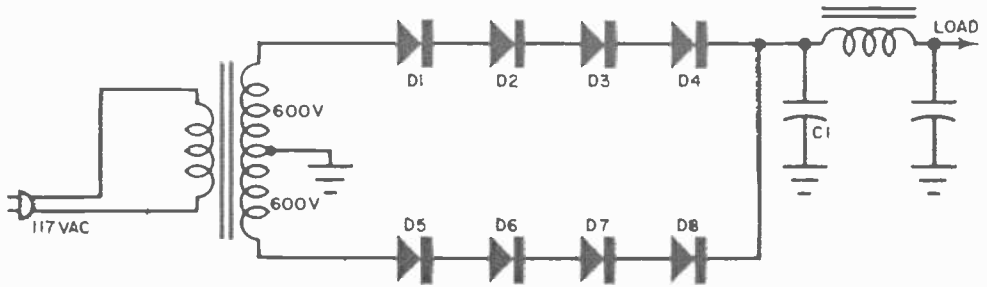


Fig. 1. Inviting trouble: variations in diodes' reverse resistance cause unequal distribution of power supply circuit's inverse voltage and can start a chain reaction of destruction. Transients don't help either.

are able to operate at anywhere near this level without breaking down.

PIV Variations. To illustrate the harmful effects of variations in the reverse resistance characteristic, let's assume back resistances of 1, 2, 3, and 4 megohms on *D1* through *D4*, respectively. The voltage drop across each of these diodes at 1680 PIV is shown in Fig. 2.

Since each diode has a maximum PIV rating of 600 volts, *D4* would in time fail—because it has 672 volts across it. In most instances a diode that fails in this manner acts like a very low resistance and an effective short circuit. Once this happens, the voltage distribution changes, leaving 840 volts across *D3*. It doesn't take long for *D3* to fail; *D1* and *D2*, of course, would also fail, as shown in the table in Fig. 2. Just in case *D4* is stout enough not to break down when

reverse voltage drop will then be nearly independent of the diode's back resistance. A 250,000-ohm resistance across each diode will usually do the trick. If all resistors are of equal value, the PIV across each diode will be the same.

Transients. Transient voltage pulses are of extremely short duration and have a high-frequency characteristic. This characteristic enables us to use capacitors to distribute transient voltages in a harmless manner. In addition to forward and reverse resistance, each diode has a certain amount of capacitance, and like diode resistance, the capacitance varies from unit to unit.

Just as the variations in resistance are compensated for by shunting external resistors across each diode, you can shunt each diode with a capacitor. The capacitive reactance of the external

	D1	D2	D3	D4	
-600V RMS					+600V RMS
X1.4					X1.4
-840V PEAK					+840V PEAK
REVERSE DIODE RESISTANCE	1 MEG.Ω	2 MEG.Ω	3 MEG.Ω	4 MEG.Ω	
ALL DIODES WORKING	168V	336V	504V	672V	
D4 SHORTED	280V	560V	840V	—	
D3 & D4 SHORTED	560V	1120V	—	—	
D2, D3 & D4 SHORTED	1680V	—	—	—	

Fig. 2. Although each diode has a PIV rating of 600 volts and they appear to give the circuit above a total PIV capability of 2400 volts, it cannot handle even the 1680 volts developed across the diode chain. The table shows why *D3*, *D2*, and *D1* play follow the leader in rapid order once *D4* shorts out.

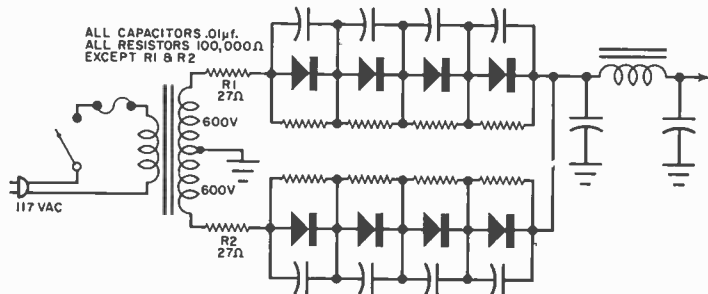


Fig. 3. The "well-dressed" power supply looks like this. Effects of resistance variations are reduced by shunting each diode with a resistance of lower value than the diode's back resistance. In like manner, capacitors take care of transient voltage pulses. A small resistor in each leg minimizes damage from surge currents.

shunt has to be substantially less than the capacitive reactance of the diode to make the distribution of the transient voltage independent of the diode. A capacitor value of $0.01 \mu\text{f.}$ is usually adequate.

Current Surge. Before you put the power supply to work, it is necessary to minimize the surge of current drawn by the large input filter capacitor when the power supply is first turned on. This is less of a problem with vacuum tube circuits and with choke input filters. But with silicon diodes it is an important consideration.

Fortunately, the practical solution is

simple. You just insert a small resistance of about 25 to 50 ohms in series with each string of diodes. The voltage drop across these resistors is minimal during normal current flow. An increase in current causes an increase in voltage drop across the surge resistor. The remaining voltage is harmlessly distributed across the diodes.

Figure 3 shows what the "well-dressed" power supply should look like, even down to the fuse in the transformer primary circuit. Once all possible causes of failure are considered and the proper precautions taken, you can expect reliable silicon diode power supply operation. —~~50~~

EMERGENCY FLASHER

FOR safety-conscious and economy-minded motorists, this unit converts turn indicator lights into flashing warning signals in an emergency. All you need to make the converter is a relay and a switch.

The relay voltage rating should be the same as the car's battery voltage rating; and the relay contacts should be able to carry at least 5 amperes. You can use

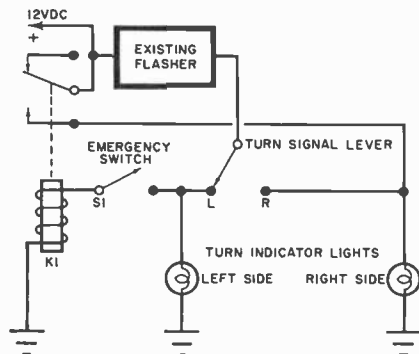
a horn relay similar to one already in your car.

Mount an s.p.s.t. switch ($S1$) in a spot convenient to the driver. The relay ($K1$) can be located under the dash. Only five connections are required, as shown in the schematic diagram.

With $S1$ off, the turn indicator works normally. To use the emergency flasher, turn on $S1$, and flip the turn signal lever to the left side. The relay will kick in and out in step with the indicator lights on the left side and turn the lights on the right side on and off at the same time.

It looks as if you could eliminate the relay and just use the switch. But the flasher would then have to handle twice as much current. The absence of the relay would speed up flasher action considerably, and possibly burn out the flasher. The relay carries the current for the indicator lights on the right side, and does not load the flasher appreciably.

—Dan Yeh



SIMPLE SELF-RESETTING TAMPER-ALARM

By RONALD SEESE, WA8NCK

*Protect your car
with this
easy-to-build
auto sentry*



MANY articles have been written on the construction of automotive burglar alarm systems, but most of these systems have been either complicated, difficult to construct and install, or not entirely dependable. This alarm is simple and can be built and installed in a couple of hours. It is 100% dependable, and can be used on any car. Total cost of the project is about \$7.00.

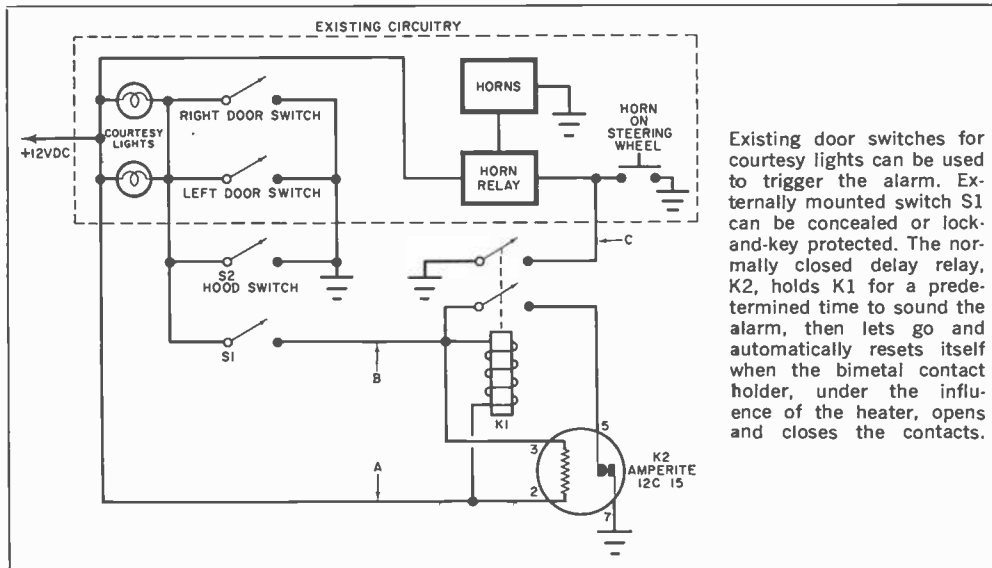
The actual alarm is the automobile horn, which gives a continuous 15-second blast when a door is opened or the hood is lifted. Immediately closing the door or hood has no effect on the alarm. The dome or courtesy lamps will light, the horn will sound off, and then the entire system will shut off and the alarm will automatically reset itself.

How It Works. The heart of the alarm circuit is Amperite delay relay *K2*. The relay contains a set of normally closed bimetal contacts and a heater element which causes the contacts to open. A 15-second delay was selected so that battery drain would be at a minimum during operation of the horn, yet a

sufficiently long blast would be provided to frighten away anyone attempting to tamper with the car.

Opening a door or lifting the hood actuates a switch which causes relay *K1* to close, completing the horn circuit through one set of contacts. The remaining set of contacts feeds current to the relay coil, keeping it latched on even though the door, or hood may be immediately closed again. This circuit also feeds current to the delay relay heater, causing the contacts to open 15 seconds later; breaking the heater circuit, and the relay coil circuit, and opening the relay; stopping the horns and resetting the alarm circuit.

Construction. The alarm is built into one half of a $2\frac{3}{4} \times 2\frac{1}{8} \times 2\frac{5}{8}$ " aluminum box. Layout and wiring is not critical. A 3-screw terminal strip can be mounted on one side of the box for convenience in wiring the alarm to the car's electrical circuit. Leads from *K1* and *K2* are connected to the terminal strip as indicated by points *A*, *B*, and *C* on the schematic diagram. The unit can be



Existing door switches for courtesy lights can be used to trigger the alarm. Externally mounted switch S1 can be concealed or lock-and-key protected. The normally closed delay relay, K2, holds K1 for a predetermined time to sound the alarm, then lets go and automatically resets itself when the bimetal contact holder, under the influence of the heater, opens and closes the contacts.


PARTS LIST

- K1—12-volt d.c., d.p.s.t. relay (Potter & Brumfield No. KA11DY)
- K2—15-sec., normally closed delay relay (Amperite No. 12C15)
- S1—S.p.s.t. switch
- S2—S.p.s.t. push-button, momentary-contact, normally closed switch
- 1—2 3/4" x 2 1/8" x 2 5/8" box (LMB-100)
- Misc.—Octal socket, 3-screw terminal strip, nuts, bolts, etc.

mounted on the firewall or under the dash by drilling two holes in the bottom of the other half of the chassis and fastening it with self-tapping screws in any convenient location.

In order to save a lot of time and trouble installing special alarm switches on each door, you can use the existing courtesy light switches. The lead from the master alarm switch (S1) must be tapped into the grounded side of either courtesy or dome light lead between the light and the switch. This switch must be located on the car's exterior. A simple toggle switch can be used if it is concealed in the grille, behind the bumper, etc., or an ignition lock type switch might be used. The author used a toggle switch and mounted it in the recessed area near the rear license plate on his Corvair.

A new switch, S2, must be mounted under the hood in such a position that when the hood is down the switch is open. One terminal is grounded and the



Wiring and component location are not critical. The finished unit should be mounted inside the car.

other is connected at the same point as the lead from S1.

Other Uses. The basic circuit of this alarm can be adapted for many different applications. By selecting the proper relay and delay relay values, a home alarm system can be built, using a floodlight, siren, etc., as the actual alarm. This system can also be used in a boat, or as a control for any other type of alarm.


ELECTRONIC MAGIC AT THE WORLD'S FAIR

By ART ZUCKERMAN

*Tape systems and
other electronic devices
run everything from
puppet shows
to safety programs*

THE VAST MEDLEY of imaginative pavilions, exhibits, and amusements at the New York World's Fair should enchant even the most indifferent of fair-goers. For here you have man at his technological best, showing his promise of things to come. And this promise, to a large extent, hinges on many recent developments and applications of electronics.

For instance, complex stereophonic tape and electromechanical systems are used at many pavilions to create mood-setting atmospheres. At other pavilions, tapes run life-like mechanical figures that not only talk but mimic the most subtle of human expressions and movements. Other facets of electronics, such as computers, color television, and the



like, are featured attractions at many pavilions.

Even more important, electronics supplies the nervous system that links the fair's medical, fire, and police units, knitting them into an efficient, quick-acting group. It also finds use in administrative and public service departments.

Rides Into The Future. One of the more exciting rides can be had at General Motor's Futurama, where your personal magic carpet awaits to whisk you into the future. Here visitors sit in individual contour seats with built-in stereophonic speakers. These seats move along a track that alternately dips and climbs through the two floors of the exhibition to the accompaniment of narration and music that sets the scene for the futuristic tour.

The Futurama's sound system uses what looks like an offbeat tape recorder. But instead of tape, its reels are loaded with 16-mm. film. The audio is recorded on four parallel optical tracks. Divided into stereo pairs, these optical tracks have identical program material but run in opposite directions to save rewinding. During one ride circuit, the sound film runs left to right; on the next go-around, it reverses.

Cueing bars positioned along the track trip switches on the car to start the tape playing. Microswitches built into the deck stop and reverse the mechanism upon completion of the ride. These switches are tripped by little buttons set into each end of the sound film.

An almost identical system, except for the stereo feature, tells riders of advances made in communications as they take an armchair ride on the upper floor of the Bell Telephone Pavilion. Movies and stage sets tell the story with a three-dimensional effect, accompanied by music and a talk.

Over at the United States Pavilion a different type of ride weaves its own stereo-visual magic. Here visitors are wafted around the huge pavilion in mobile grandstands to a scene-setting flow of stereo music and narrative. Adjustable speaker wings mounted on the seats are fed by a cartridge-type tape deck built into the rear of each car.

The three cartridges in each deck, two for program material and one for special sound effects, are keyed to projector



Behind the scenes at the Bell System exhibit is the tape deck which provides sound for the displays. The 30 tapes give visitors stories ranging from how the laser works to a history of communications.

Tape decks control mechanical figures at the IBM Pavilion. Pneumatically-operated puppets, like the one shown below, act out playlets on computer logic complete with sound effects, music, and dialogue.



clusters along the tracks. The tape operates at 7½ ips. A clear "window" in the tape permits a photocell takeoff to stop the transport at the end of each segment. A tape is restarted when a switch under the car hits a movable cueing block along the track.

Tapes Run Shows. Supplying a sound track is only a small part of the job done by tape at the World's Fair. It is also used to run a good many shows, making it the biggest demonstration of automated entertainment this side of Disneyland.

For example, Bell Telephone's subterranean showrooms are packed with me-



Sights unseen for millions of years on earth are recreated in full animation at the Ford Rotunda. Here, "living" creatures with nerves and muscles of pneumatic and hydraulic components romp about.

Public and emergency services, such as locating a "lost" parent, are important to the well-being of fair-goers. At the fair these services are linked together in an ingenious communications network.



Created by Walt Disney for GE's Progressland, "Grandpa" is but one of the audioanimatronic figures at the fair. The Disney cast performs over 450 integrated motions, and talks like real people.

chanical exhibits equipped with telephones where a visitor may get a story ranging from how the laser works to a history of communications. When a visitor picks up a phone, one of the 30 tape reels located in a back room starts roll-

(Continued on page 80)



On the Citizens Band

with **MATT P. SPINELLO**, KHC2060, CB Editor

ON April 11, 1965, portions of Northern Illinois and Southern Wisconsin were alerted to expect extremely high winds and storms. By the end of the day, a tornado had ripped through Crystal Lake, Ill., near the dividing line into Wisconsin, pushed its way to the junction of U. S. Highways

CB'ERS TANGLE WITH A TORNADO

176 and 31, then hopped to Island Lake. It left five dead in the Crystal Lake area, one in Island Lake, and many injured and homeless along its path. In Crystal Lake Plaza, all buildings were either completely demolished or so badly damaged that the repair cost was estimated by Sheriff Ed Dowd at more than ten million dollars.

Where disasters of this type occur, land-line communications are usually stripped to practically non-existence. Such was the situation in the Crystal Lake area where communications were needed above all else. But, as has been the case across these United States for the past seven years, CB'ers were quick to recognize the need for their assistance, and volunteered their time, equipment, and vehicles.

Three Citizens Band clubs teamed up to

Debris lay scattered for miles in Northern Illinois where a tornado struck on April 11. Homes were ripped from their foundations, autos thrown through the air, and an entire shopping center demolished.

establish a communications network in the Crystal Lake area: The Tri-County Five Watters (an Illinois/Wisconsin association); the Marengo (Illinois) Rescue Squad; and the Cary Grove Rescue Squad. Between the three of them, they placed about 50 mobile units on the road, acting as runners delivering needed items, as spotters to report emergency situations requiring prompt attention, and as patrol vehicles to help keep vandalism at a minimum.

By the next day, April 12, the Tri-County Five Watters had taken control of Communications Central which was set up in the Crystal Lake High School. Their duties included the manning of Red Cross phones, Civil Defense radio equipment and their own Citizens Band network. Tri-County Five Watters president Roy Schultz reported that more than 1000 CB'ers in adjoining areas and states called to offer assistance to the network and to the officials in charge of cleaning up. He further stated that for more than a week afterwards both men and women manned the CB mobile units and the central communications setup.

Citizens Band operators and other volunteers on the scene were highly commended, and rightly so, for their efforts to ease the heavy burden placed on Northern Illinois residents following one of the worst disasters ever to strike the area.

Tri-County Five Watters CB Club president Roy Schultz (center) stands with other volunteers in the devastated Crystal Lake area. Roy's group and two other CB clubs manned a communications setup.



Safecrackers, Beware! As a result of our radio interview with announcer Bob Gregory on Station WBEL a few months back (see the April column), Bob has been receiving numerous inquiries and bits of information through the mail regarding the Citizens Radio Service. The latest tidbit he forwarded to us concerns an incident where an "eavesdropper" on 11 meters did a little sleuthing on his own and helped the police bag three would-be safecrackers!

It seems that Michael Rehm was listening to his CB rig one evening when he realized that the voice he heard sounded like a look-out man talking to his cohorts in crime. Michael notified the police first, then drove around the area in an attempt to pinpoint the whereabouts of the transmitter.

Seeing three men hurriedly leaving an automobile agency, Michael took down their license number before they whizzed off into the night, then reported the happenings to the Highway Patrol. An investigation at the auto lot showed that someone had indeed attempted to take the safe apart, with no luck!

A short distance from the scene, the Highway Patrol arrested three men sporting the aforementioned license number. The three men had Citizens Band gear in the car. They were booked! Good work, Mike!

Other Assists. Chicago Citizens Radio League member Barney Chaiken, 18Q0200, is also in line for a share of kudos! While monitoring his CB rig one afternoon, Barney heard a plea from KLK8104 for assistance on a 10-33 (emergency). The report indicated that a truck had collided with an automobile. As a result of Barney's quick response, the police were on the scene in short order.

Then, less than a month later, while reclining on his sofa (so the story goes), Barney was aroused with another 10-33 from Mike Abt, KLK5086, also a member of the CCRL. This time two trucks had collided on the Edens Expressway. Barney relayed the information to the police, but never quite made it back to the couch.

Seven minutes later, Mike Abt, who was heading in a southerly direction on the expressway, reported another 10-33 to Barney, this time involving two trucks and an automobile. Barney did his job! A "tip-o'-the-whip" to Barney, Mike, and the Chicago Citizens Radio League for their public service consciousness!

A member of the Southern California Citizens Band Association, KEJ3938, thinks quite highly of the Orange County REACT Team for assisting when his fuel pump de-

(Continued on page 89)

1965 OTCB JAMBOREE CALENDAR

Planning a jamboree, get-together, banquet or picnic? Send all the details to: 1965 OTCB Jamboree Calendar, POPULAR ELECTRONICS, One Park Avenue, New York, N.Y. 10016. For more information on the jamborees listed below, contact the clubs or club representatives at the addresses given.

Lancaster, Pa. July 4
Location: Rocky Springs Park. Sponsor: Lancaster County CB Radio Club, Inc., Box 236, Lancaster.

Monroeville, Pa. July 11
Event: CB Basket Picnic. Sponsor: Allegheny Valley CB Club, Monroeville.

Struthers, Ohio July 11
Event: CB Picnic. Location: Holy Trinity Pavilion. Sponsor: Mahoning Valley CB Club.

Alliance, Ohio July 17-18
Sponsor: Carnation City CB Club.

Elyria, Ohio July 17-18
Event: Jamboree Campout. Location: Grotto Park. Sponsor: Lake Erie CB'ers, Inc.

Anderson, Ind. July 18
Location: U.A.W.-C.I.O. Auditorium. Sponsor: Central Indiana CB Club, Box 2155, Anderson.

Toledo, Ohio July 24-25
Event: First International CB Jamboree Location: Lucas County Recreation Center. Sponsor: Ohio Michigan Screwdriver Club, Inc. Contact: Jamboree, Box 38, Pemberville, Ohio.

Columbus, Ohio July 25
Event: Fifth Annual CB Picnic. Location: Ohio State Fairgrounds. Sponsor: Central Ohio CB Assn., Inc. Contact: Jamboree, Box 92, Columbus.

Lewistown, Pa. July 31-Aug. 1
Event: Statewide CB Jamboree. Location: Kishacoquillas Park. Sponsor: Lewistown Circle 11 CB Club. Contact: Galen M. Bratton, R.D. #2, McVeytown, Pa.

Grayslake, Ill. Aug. 13-15
Location: Lake County Fairgrounds. Sponsor: Citizens Radio Assn. of Lake County, Ill. Contact: Jack Diamond, Box 251, Waukegan, Ill.

Jacksonville, Fla. Aug. 14-15
Event: First Annual Northeast Florida Grand National CB & Communications Jamboree. Location: Jacksonville Sans Stadium. Sponsors: Citizens Radio Operators Organization, Inc. and the Gateway Monitors. Contact: Southeastern Decorators, Inc., 220 Talleyrand Ave., Jacksonville.

Lebanon, Ohio Aug. 21-22
Event: Nationwide CB Jamboree. Location: Warren County Fairgrounds. Sponsor: S.W.O.C.B.A.

Norwalk, Ohio Aug. 21-22
Location: Huron County Fairgrounds. Sponsor: Sheriff's Huron Co. Emergency Net, Inc.


Quincy, Ill. Aug. 22
Location: Eagles Alps. Sponsor: Quincy Area CB Radio Club.

Eron Valley, Pa. Aug. 28-29
Event: Sociable 5 Watts CB Family Jamboree (Fourth Annual). Location: Big Beaver Fire Hall and Grounds. Sponsor: Sociable 5 Watts CB Club.

Wichita, Kan. Aug. 28-29
Event: Second Annual Air Capital CB Jamboree. Sponsor: Citizens Radio Club of Wichita, Inc. Contact: Jamboree, Box 441, Wichita.

Maryville, Tenn. Sept. 4-6
Event: Fourth Annual Hillbilly CB Jamboree. Location: Maryville Fairgrounds. Contact: G. H. Tarpley, Rt. 4, Maryville.

Fort Wayne, Ind. Sept. 19
Event: CB Roundup. Location: Coliseum. Sponsor: Maumee Valley CB Club.



Transistor Topics

By **LOU GARNER**, Semiconductor Editor

ELECTRONICS as a hobby is due for another boost if a new line of products introduced by International Rectifier Corporation (233 Kansas St., El Segundo, Calif.) catches the public's fancy. Completely transistorized, and consisting of a series of self-contained, pre-wired "building blocks" and appropriate accessories, the IRElectronics line can be assembled into a variety of useful electronic devices and systems using nothing more than an ordinary screwdriver.

Designed to attract people at all levels of interest, IRElectronics brings the "paint-by-numbers" approach to the electronics hobbyist. Twenty different projects — ranging from an emergency danger blinker to a remote-controlled garage door opener—can be assembled with no more knowledge or skill than is required to change a light bulb, bake a pre-mixed cake, or press the shutter of a simple box camera.

There are 25 circuit modules and 19 accessory items, including microphones, telegraph keys, loudspeakers, cabinets, etc. Each module is sealed in a clear plastic container to protect the components and to

simplify assembly. The projects include an AM or FM radio receiver, a p.a. system, walkie-talkie, wireless intercom, photoflash slave, boat signal horn, "baby-sitter," metronome, telephone amplifier, guitar amplifier, remote-control system, etc. Batteries or a power converter plugged into a standard electrical outlet can be used to operate the devices.

In keeping with the intended market, the IRElectronics line will be distributed through electronics suppliers, department stores, supermarkets, hardware stores, automotive suppliers, camera stores, hobby shops and other retail outlets. Prices range from \$4.95 for the danger blinker to \$19.95 for a walkie-talkie, plus accessories.

Manufacturer's Circuit. High-voltage, low-current d.c. power sources are required for a variety of projects, including Geiger counters, photoflash strobeflights, and insulation testers. A simple d.c.-to-d.c. power converter capable of supplying up to 1000 volts at 25 microamperes from the Triad Distributor Division of Litton Industries (305 N. Briant St., Huntington, Ind.) may

Father and son match screwdrivers to assemble a project made up of self-contained, pre-wired transistorized building blocks recently introduced by International Rectifier Corporation. Twenty different products make up the IRElectronics line, designed to appeal to people at all levels of electronic interest.



satisfy your needs. The circuit, shown in Fig. 1, incorporates a single power transistor and can be operated by a 3-volt battery.

Referring to the schematic diagram, *npn* transistor *Q1* is used in a blocking oscillator circuit. Transformer *T1* provides the feedback necessary to start and sustain oscillation and the stepped-up voltage. The base bias circuit is from *B1* through *R1*, *R2*, the lower portion of *T1*'s primary, and back to the battery through the emitter. Adjustment of *R1* varies bias current for optimum performance.

The blocking oscillator conducts at a periodic rate determined by the time constant of *R1*, *R2* and *C1*, and *T1*'s characteristics. "Sharp" collector current pulses developed in the primary winding are stepped up by the secondary, rectified by *D1*, and filtered by *C2* to provide a high-voltage d.c. output.

Standard components are used in the design. Transistor *Q1* is a 2N670 and *D1* an International Rectifier T-35-HP high-voltage rectifier. Potentiometer *R1* is rated at 1 or 2 watts and *R2* is a 1-watt resistor. A 10-volt electrolytic is used for *C1*, and a 1600-volt, oil-filled paper, mica or ceramic capacitor for *C2*. Transformer *T1* is a Triad TY-200X. The 3-volt battery can be made up of two size D flashlight cells connected in series.

Any standard construction technique can be used, but signal leads should be kept short and direct to reduce unwanted radiation. Ample spacing must be provided when wiring *T1*'s high-voltage secondary circuit to prevent arcing. When the wiring is completed, double-check your work before applying power.

Adjust *R1* to provide the desired d.c. output voltage under load. Normally, *R1* should be present at its maximum resistance position before circuit power is applied. No attempt should be made to obtain an out-

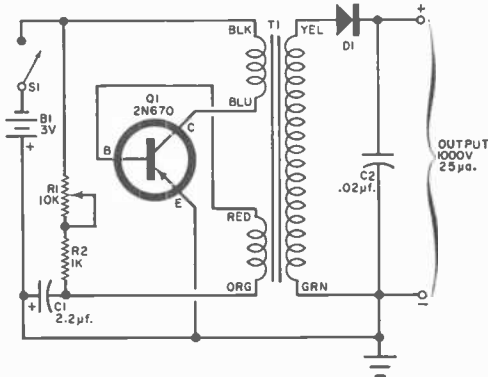


Fig. 1. Simple d.c. to d.c. power supply steps up 3 volts to 1000 volts in Triad converter circuit.

put voltage in excess of 1000 volts, as this might damage *Q1* or cause insulation breakdown in *T1*.

Readers' Circuits. A young but enthusiastic amateur, Terry Mayhugh, K3FCE (19 N. 4th St., Clairton, Pa.), submitted the circuit illustrated in Fig. 2: a low-cost *relative field strength meter* which he finds useful for adjusting his Viking II transmitter.

Resistors *R1*, *R2* and *R3*, and *Q1*'s emitter-collector resistance form a simple d.c. bridge. Potentiometer *R3* is adjusted to compensate for *Q1*'s small leakage and to balance the bridge. Power is obtained from *B1*, a 1½-volt D cell. A 0-1 ma. meter is used as a bridge-balance indicator.

To operate the FSM, first balance the bridge by adjusting *R3* for a zero meter reading, then expose the antenna to an r.f. signal. The signal is detected by *D1* and applied to the base of *Q1*. This results in a change in *Q1*'s emitter-collector resistance, unbalances the bridge, and causes an up-scale reading on the meter. If the meter doesn't read up scale, reverse the connections to it. The degree of bridge unbalance, and hence the meter reading, is proportional to the signal strength.

Readily available parts are used in the FSM. Diode *D1* is a 1N34 or 1N34A or equivalent, *Q1* is a 2N508, and *R1* and *R2*

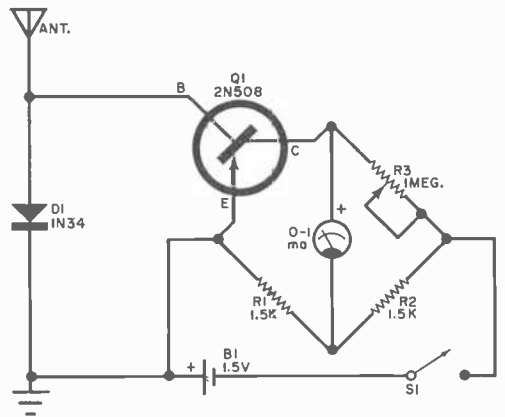


Fig. 2. Terry Mayhugh's bridge hookup is a low-cost battery-operated relative field strength meter.

are half-watt resistors. The antenna is a 2-foot length of ordinary hookup wire. Although the instrument can be assembled on a small metal chassis, or wired on a board, K3FCE suggests that you may prefer to assemble the circuit in a standard sloping-front meter case. There is ample room in standard meter cabinets to hold the circuit and penlight battery.

The wireless broadcaster circuit in Fig. 3 was submitted by Christopher C. Hoffman (510 Crescent Parkway, Sea Girt, N. J.). You may recall that Chris recently contributed an electronic siren circuit which was published in the February issue. Nice going, Chris.

The circuit in Fig. 3 differs from the wireless microphone circuits heretofore presented in several respects. It is a two-transistor circuit featuring a gain control in the audio stage to adjust modulation level, a shielded r.f. oscillator transformer (T2), and a phonograph and microphone input.

Transistor Q1 serves as a common-emitter audio amplifier and modulator while Q2 is used in a modified Hartley oscillator circuit. A s.p.d.t. selector switch (S2) permits a choice of microphone (Mic) or phonograph (Phono) input signals. A small loudspeaker in conjunction with an impedance matching transformer (T1) serves as a microphone. A high-impedance phono cartridge can be plugged into J1. Circuit power is obtained from a 9-volt battery.

A portion of the audio signal, depending on R1's setting, is coupled through C1 to Q1's base circuit. Resistors R2, R3 and R5 determine Q1's base bias, while R4 serves as the collector load. The amplified audio signal developed across R4 is applied through C2 to the base circuit of the oscillator stage (Q2). Transformer T2, tuned by shunt capacitor C6, acts as the r.f. oscillator transformer. The feedback needed to start and maintain oscillation is coupled back to Q2's base through C4; the base bias circuit is through R6. Capacitor C5 provides bypass action across the battery, and the modulated r.f. signal from Q2 is radiated by the antenna.

The microphone is a miniature (2" to 4") loudspeaker with a 3- to 6-ohm voice coil; T1 is a 500- to 4-ohm output transformer wired in reverse; and J1 is a standard RCA type phono jack. Except for potentiometer R1, all resistors are half-watt types. Capacitors C1, C2 and C3 are 12-volt electrolytics and C4 and C5 are either paper or ceramic types. Capacitor C6 is a small trimmer rated at 4.6 to 75 pf. The oscillator transformer (T2) is a Meissner 149006. A 9-volt transistor battery powers the broadcaster, and the antenna is a short length of hookup wire.

The unit can be assembled on a conventional metal chassis, on a perforated phenolic wiring board, in a plastic case, or in a small Minibox. All signal leads should be kept short and polarities must be observed.

Two component values should be determined experimentally. First, Q2's base bias resistor (R6) is selected for the best compromise between r.f. output and modulation quality; a relatively high value resistance (100,000 ohms to 1 megohm) will be required in most cases. Second, a fixed mica or ceramic capacitor (C7) must be shunted across C6 to "fix" the unit's basic tuning range within the AM band; values of from 25 to 270 pf. can be used, depending on the desired frequency range.

When operating the wireless broadcaster, preadjust C6 until the output signal can be picked up at a "dead" spot on a nearby AM receiver (where no local stations are received). Potentiometer R1 should be adjusted for best audio quality.

Chris did not indicate the nominal broadcasting range of his design, but as a general rule this depends upon a number of factors,

(Continued on page 89)

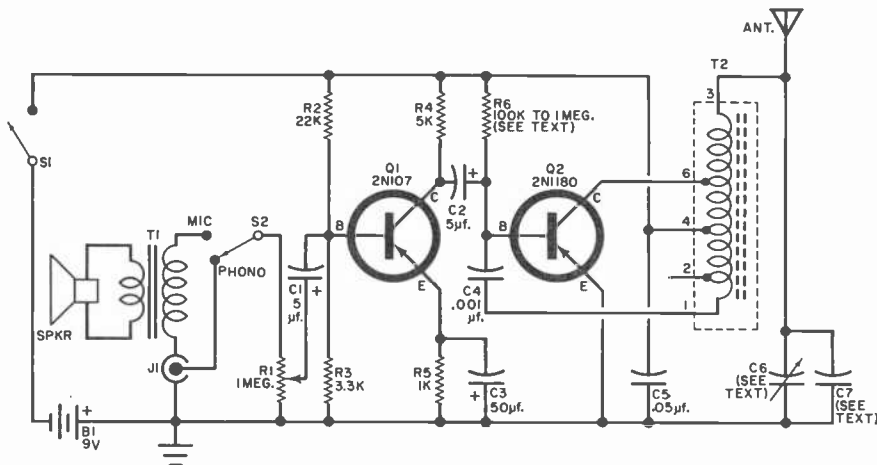



Fig. 3. Christopher C. Hoffman's wireless microphone has an input jack for a phono cartridge, and a gain control in the audio circuit to adjust the modulation level. The unit operates in the AM broadcast band.



Across the Ham Bands

By **HERB S. BRIER**, W9EGQ
Amateur Radio Editor

AUSTRALIAN "YOUTH RADIO SCHEME"

THERE is no Novice license in Australia to encourage young people to become licensed amateurs. As a result, Rex Black, VK2YA, Federal Coordinator of the Wireless Institute of Australia's Youth Radio Scheme, reports that the percentage of licensed amateurs and general "electronic-mindedness" is much smaller than in the United States and other countries with Novice licenses. Four years ago, for example, there were only three school radio clubs in all of New South Wales, Australia's most populous state.

In 1961, the sponsors of these clubs—the Reverend Brother Lee Kinsella, VK2AXK, St. Edward's College; Keith Howard, VK2AKX, Booragul High School; and Rex Black, VK2YA, English and History Master, Vaucluse Boys' High School—realized the fun Australian boys and girls were missing by not knowing about ham radio. They also were aware of the loss to the country in not having a reservoir of elec-


tronically interested young people. So they decided to do something about it.

Rex Black had pioneered an awards program at the Vaucluse Radio Club which was very popular with the club members. In this program, members who successfully completed specified construction projects and passed a written quiz on them earned certificates of achievement. After much consultation, Keith, Lee, and Rex presented a refined version of this program to the New South Wales division of the W.I.A. The W.I.A. accepted the program "in toto" and eventually "sold" the "Youth Radio Scheme," as it is now called, to the State Education Department—as a valuable extra-curricular supplement to school science courses and for groups like the Boy Scouts and the Girl Guides (the Australian equivalent of Girl Scouts).

A new participant in the Y.R.S. earns his or her Elementary Certificate by building and describing the operation of a crys-

Rag-chewing on c.w. at about 20 wpm is the favorite pastime of Warren Hubert, WA4UXC, Montgomery, Ala., but he also works some phone and chases DX. Besides the Heathkit "Apache" transmitter and Hammarlund HQ-110A receiver shown, "Hube" has a home-built, flea-power 6-meter transceiver. Separate horizontal dipoles for 80, 40, and 6 meters and an "all-band" vertical antenna lend an air of distinction to the WA4UXC estate. "Hube" will receive a one-year subscription for submitting this winning photo for July in our Amateur Station of the Month contest. If you would like to enter, send us a clear picture of your station, preferably showing you at the controls, accompanied by some details on your equipment and your ham career. Mail your entry to Amateur Photo Contest, c/o Herb S. Brier, P. O. Box 678, Gary, Ind. 46401.

Amateur Station of the Month



tal receiver, Morse code practice set, or some other device on that level. By the time the boy or girl has achieved the Junior, Intermediate, Senior, and Advanced certificates, he or she has usually been in a club two or three years and has completed a number of increasingly complex construction projects. The participant is then about ready to take the Australian amateur radio examination.

The examination is technically for the "Amateur Operator's Certificate of Proficiency" and is approximately equivalent to the U.S. General Class examination, with a 14-wpm code test. There is also a "Limited Amateur Operator's Certificate of Proficiency" in Australia which entails no code test but limits operation to frequencies above 50 mc.

In addition to the basic certificates, the Y.R.S. offers special awards for members of clubs with amateur radio stations. There are also special competitions between clubs, and various Australian electronics firms donate small prizes to the winners of the various competitions. Of course, there are now many more radio clubs to compete than the original three which existed back in 1961.

Australian school authorities have discovered that most participants in the Youth Radio Scheme improve their school grades. Participants have discovered that displaying their Y.R.S. certificates when applying for a job in the electronics field helps in getting the job.

At present, there are only 3000 licensed amateurs in Australia, less than a quarter—percentage-wise—of those in the United States. Pointing out that the number of U.S. hams has doubled since the introduction of the Novice license in 1951, Australian hams are still trying to convince their government of the value of a Novice type license.

Until they succeed, as Rex Black puts it, "Let us hope that our respective systems—Novice licensing and the Youth Radio Scheme—will introduce increasing numbers

of young people in both countries to this wonderful hobby and lead to many VK-W friendships to bind us together in the friendly bonds of amateur radio."

New FCC Amateur License Proposals. On March 31, the Federal Communications Commission introduced its long-expected proposals to modify amateur regulations. The new proposals in FCC Docket #15928 would increase the life of the Novice license from one to two years, but would eliminate Novice phone on 2 meters. They would also create a new First Class license requiring one year of experience and passing a 16-wpm code test and a written test midway between the General and Extra Class written tests.

One year after the new regulations become effective, if they do, only Extra Class licensees will be permitted to operate in the lower 25 kc. of the 80-, 40-, 20-, and 15-meter c.w. bands; and after two years, in the lower 50 kc. of these bands. On the same timetable, only First and Extra Class licensees would operate in approximately the lower quarters and halves of the phone segments of these bands. Also, the bottom 250 kc. of 6 meters and 1000 kc. of 2 meters would be reserved for Extra or First Class licensees.

Present Advanced Class licenses would be renewed as General licenses. Technicians would be assigned WT or WU prefixes, and Conditionals WC or WD prefixes. Extra and First Class licensees would be assigned 2-letter calls; present holders of such calls would retain them.

Although the new proposals are not liked
(Continued on page 88)



Here are two "graduates" of the "Australian Youth Scheme": Roger Davis, VK1RD, and George Brzostowski, VK1GB. Roger is shown sending "slow Morse" (code practice) on 80 meters, while George examines his home-constructed SSB transmitter.



Chuck Lucking, WA0IDZ, St. Charles, Minn. (at left) runs 120-150 watts to a Collins 32V-1 transmitter and receives on a Drake 2-B aided by a Heathkit Q-multiplier. He has 35 states confirmed.



Monthly Short-Wave Report

By **HANK BENNETT**, W2PNA/WPE2FT
Short-Wave Editor

MOBILE DX'ING

VIRTUALLY all mobile DX hunting is done on the medium waves—the standard broadcast band—and nearly all of it is done between sunset and sunrise. During daylight hours, the traveler is not likely to hear anything other than local stations in the area he is passing through, although some of these locals are daylight-only, low-powered stations that he might not be able to hear from his home base. But once the afternoon shadows begin to lengthen and the daytimers leave the air, a far larger number of stations can be tuned in.


Don't write off the daylight hours, though. Some good catches can be made when you're speeding through mile after mile of open flatlands and gently rolling farmlands, for there are no nearby obstructions to hinder reception, nor are there—for the most part—the bothersome electrical disturbances that are generated by high-tension lines and neon lights. Your Short-Wave Editor has been able to log a number of the large 50,000-watt stations at distances of 400 to 500 miles on this type of terrain, using an ordinary run-of-the-mill car receiver. Travelers in coastal areas may also find reception from stations located near the coast surprisingly good, for radio signals travel considerably further over open water.

Mountains, on the other hand, present a formidable challenge to the daytime DX'er and, often, to the nighttime DX'er as well. There are many areas in which the broadcast band can be tuned with only a very few weak signals, if any. This is particularly true where a roadway passes through a valley between mountain ranges. Start climbing over the hills, and reception will pick up.

The Adirondacks in eastern interior New York State provide a variety of reception conditions. But as you ease down towards the Hudson River in the area of Lake George, you may find New York City's WINS—a couple of hundred miles away—booming through like a local on 1010 kc., the result of the signal traveling through an almost straight river valley. And in upper-central Michigan, near Lake Michigan, many low-

powered Wisconsin stations can be logged.

At night, you'll have little trouble picking up stations on nearly every channel. You'll hear most of the 50,000-watt stations within a radius of 750 to 1000 miles, and countless numbers of other lower powered stations. Tune for an hour or so after local sunset, and you may hear the heterodynes (whistles) of the larger European stations; with luck, you may even tune in one or more of these stations. (We once heard Dakar, Senegal, on



Patrick Richardson, WPE9GLO, of Chicago, Ill., is a retired Western Electric supervisor who finds DX'ing ideal for filling in long hours. With his Lafayette HE-80 receiver, he has achieved a record of 38 countries heard and 32 verified—so far.

"Ted" Tompkins, VE3PE1ZJ, of Toronto, Ontario, Canada, listens on a Gonset GR-211. To date Ted has logged 86 countries, with 71 verified. On the medium waves, he has 13 verified out of 17 heard.



ENGLISH-LANGUAGE NEWSCASTS TO NORTH AMERICA

All of the stations below specifically beam English-language newscasts to the U.S.A. The times may vary a few minutes from day to day.

COUNTRY	STATION	FREQUENCY (kc.)	TIMES (EST)
Argentina	Buenos Aires	11,780, 9690, 6090	2200, 0100 (Mon.-Fri.)
Australia	Melbourne	17,840, 15,220 9580	2030, 2130, 2230 0745
Bulgaria	Sofia	6070 (and/or 9700) 7290	1900, 2300 1630
Canada	Montreal	15,190, 11,760, 9625, 9625, 5970	1800 (E. Coast) 0230 (W. Coast)
Congo (East)	Leopoldville	11,755	1630
Congo (West)	Brazzaville	15,370, 11,930	1430
Czechoslovakia	Prague	11,990, 9795, 7345, 7115, 5930	2000, 2230
Denmark	Copenhagen	15,165 9520	0730 2100
West Germany	Cologne	11,885, 11,795, 9735 9640, 6175	1010 2040
Hungary	Budapest	9735, 9575, 6145, 5960 9833, 9540, 7305, 6234 9833, 7305, 7215, 6234	0000 1930, 2030 2200, 2330
Italy	Rome	9575, 5960	1930, 2205
Japan	Tokyo	15,135, 11,780	1900
Jordan	Amman	9555	2000
Lebanon	Beirut	9750	2130
Netherlands	Hilversum	15,425, 11,950 15,425, 11,730	1235 (Tues., Fri.) 1535 (Tues., Fri.)
Netherlands Antilles	Bonaire	9685	2300
Portugal	Lisbon	6185, 6025	2100, 2245
Romania	Bucharest	9590, 9570, 9510, 7225, 6190, 5990 (9570 not used at 2030)	2330, 2200, 2030
Spain	Madrid	11,715, 9615, 6140	2200, 2100, 2000
Sweden	Stockholm	15,195 5990 9705	0900 2045 2215
Switzerland	Berne	9535, 6105, 6080 15,305	2015 2315
Turkey	Ankara	15,165	1700
United Kingdom	London	15,300, 11,860 9610, 6195	1100 1700, 1800, 1900, 2100
U.S.S.R.	Moscow	15,180, 15,140, 9730, 9660, 9640, 9630, 9570, 9540, 7360, 7330, 7320, 7310, 7290, 7250, 7240, 7230, 7200, 7150, 7130, 6070 (all channels not in use at any one time)	1730, 1900, 2000, 2100, 2300, 0040
Vatican City	Vatican City	9645, 7250, 5985	1950

764 kc., while traveling west through Pennsylvania.) Eastern listeners will all be able to log numerous Caribbean area stations while western DX'ers will hear Mexicans and other Central American stations. *Radio Americas*, Swan Island (1157-1162 kc.), *Trans World Radio*, Bonaire (800 kc.), and Belize, British Honduras (834 kc.) are good examples of stations that are being heard with relative ease.

Short-wave DX'ing by the mobile method is not too common; in fact, it is nearly non-

existent. The main reason for this is that there are virtually no general-production automobile receivers that will tune in the short waves.

In the interests of safety, we strongly recommend that you DX with the car receiver as a passenger and not as a driver. Auto travel is often hazardous at best; at night, the hazards multiply, and you will have enough to do without driving and tuning at the same time.

(Continued on page 90)

The new Amphenol 860 Color Commander cuts alignment time in half!

Ever finish a convergence job to find the raster off center. Lose convergence when you re-centered? Can't happen with the Amphenol Color Commander, battery-powered, solid-state color generator. A special, single-crossbar pattern consists of one horizontal and one vertical line, crossing just where the center of the raster should be. No need to guess when centering the raster with this new pattern.

See dots before your eyes when you want only one to start static convergence? The 860 gives you that single dot, right at center screen. You'll be switching back to this important dot during dynamic adjustment to make sure you haven't gone off the track.

Even the old patterns offer something new. Line spacing in the cross-hatch pattern is rigidly maintained for the 4:3 aspect ratio. You can rely on it for linearity, height, and width adjustments. The pattern gives you finely etched line width at normal brightness levels. What good is perfect convergence at reduced brightness if you lose it when the set's readjusted for normal viewing? This special crosshatch also eliminates receiver fine-tuning error. Among the 860's nine (most generators have only 5 or 6) are: multiple-dot, single vertical line, single horizontal line, vertical lines only, and horizontal lines only.

Finally, the Color Commander's unique color bar pattern (just three bars—R-Y, B-Y and R-Y) simplify color adjustments. You can get a rapid, overall check of color circuits. Then adjust color demodulator phase or pre-set the hue control and check its operating range. In each step, you know precisely how the color bars should look and how they should change during adjustment.




A new timing circuit eliminates instability and loss-of-synch problems. Silicon transistors maintain built-in precision and stability indefinitely, RF output is on channel 3 or 4, switch selected. An attenuator simulates weak-signal conditions. It has gun killer circuit. With 9 penlight cells, the Color Commander weighs 3½ lbs. \$149.95.

AMPHENOL CRT COMMANDER, MODEL 855. Solid-state. Checks all black-and-white or color CRT's with the same techniques used by tube manufacturers. Rejuvenates where others fail. Versatile 5-socket cable accommodates 7 different sockets. With CRT chart, \$89.95.

See the new Color Commander test instruments at your Amphenol distributor.

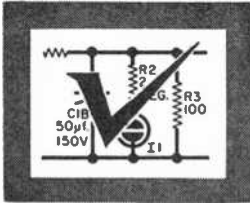


DISTRIBUTOR DIVISION
amphenol • borg electronics corporation
2875 S. 25th Ave., Broadview, Ill. 60155



CIRCLE NO. 2 ON READER SERVICE PAGE

Operation Assist



THROUGH THIS COLUMN we try to make it possible for readers needing information on outdated, obscure, and unusual radio-electronics gear to get help from *other* P.E. readers. Here's how it works: Check the list below. If you can help anyone with a schematic or other information, *write him directly*—he'll appreciate it. If you need help, send a postcard direct to **OPERATION ASSIST**, **POPULAR ELECTRONICS**, One Park Avenue, New York, N.Y. 10016. Give maker's name, model number, year of manufacture, bands covered, tubes used, etc. State specifically what you want, i.e., schematic, source for parts, etc. Be sure to print or type everything legibly, including your name and address. Because we get so many inquiries, none can be acknowledged, and **POPULAR ELECTRONICS** reserves the right to publish only those items that are not available from normal sources.

Schematic Diagrams

Detrola Model 3041 117-volt, a.c.-d.c. receiver. Has 6A1, 6K7, 6R7, 25L6 and 25Z5. (Peter Phegn, 56 Mulford Garden, Yonkers, N. Y.)

Delta Model 10A vacuum-tube voltmeter. (William Weingart, 1806 Metzertot Rd., Adelphi, Md. 20783)

Calex Mfg. Model 603 "U-Test-Em" tube tester. (Stan Jamrose, Hammond, Ind.)

Nora Radio Model 42178 German receiver, type K62, circa WWII. Tunes s.w. band. Has 5 tubes: DCH11, DF11, DAF11, DL11 and UYN. (A. T. Rosselli, Route 1, Garner, N. C.)

Fisher "M-Scope" metal detector, type M.A. (R. E. Drew, 735 S. Third, El Cajon, Calif. 92147)

Admiral 17T1 TV set, circa 1946. Has 7" electrostatic tube. (W. Q. Cochran, Township Line Rd., Chalfont MR. #2, Pa. 18914)

E. H. Scott Model X-72 receiver, custom-built. (Russ Panneton, 13107 Andrew Dr., Silver Spring, Md.)

Transistorized relative humidity indicator. Schematic needed to build unit. (S. H. Hoffman, Box 354, Brooklyn 11, N. Y.)

Heath Model O-9 oscilloscope. (Larry Forster, 420 Herndon Dr., Evansville, Ind.)

Supreme Model 546 oscilloscope, circa 1941. (Gene Snider, 845 N. Albany Rd., Albany, Ore.)

Meisnner de luxe signal shifter, circa 1940. Has 5 tubes. (J. C. Plute, 531 19 St., San Diego, Calif. 92102)

National Intercommunications Model 610 PBXC "Converters-o-Call" intercom, circa 1948. (Walter L. Johnson, 125 E. Court St., Cincinnati, Ohio 45202)

Bendix Model MN-26C compass receiver. Tunes 150 to 1500 kc. **Bendix Model MN-28C** remote control box. (William Via, 1870 Marshall Rd., Baltimore, Md. 21222)

Atwater Kent Model 35 receiver. (Ronnie Bryant, Box 221, Windsor, Calif.)

Supreme Model 574 vacuum-tube voltmeter. (R. W. Billups, 50 W. 129 St., New York, N.Y. 10027)

AMECO Model AC-1 transmitter. (Eddie L. Williams, 1912 W. Graham Rd., Gastonia, N.C. 28054)

Link Model 1288 test meter, type 1288, for 5-FRX transceiver. (Dan Turkisher, 6 Pin Oak Lane, White Plains, N.Y. 10606)

Precision Radiation Model 107C Geiger counter. (Dennis Wilkinson, Box 721, Cloverdale, Calif. 95425)

Panoramic Model RDP/SA-6 adapter. (Robert E. Quenstedt, 1001 Plantation Parkway, Fairfax, Va.)

Triumph Model "841" 3-inch oscilloscope. (Guy Russo, Jr., 6410 Eads St., New Orleans, La. 70122)

Radio City Products Model 322 "Dynoptimum" tube tester. (C. Navarro, 128 West Ave. 28, Los Angeles, Calif. 90031)

Hickok Model OS-12 a.f.-r.f. oscillator. (A. H. Lohner, 919 Ross Ave., Pittsburgh 21, Pa.)

Transvision TV component tester, circa 1954; has octal socket on front panel. (A. Aulbur, Martinsburg, Mo.)

Precision Model E-400 sweep generator. (Steve Topley, 145 Quanny St., Mt. Pleasant, Pa.)

Atwater Kent Model 317 receiver, ser. 31021F1297. Tunes BC and s.w. bands. (Stanley Potopa, 2410 18 St., Altoona, Pa. 16601)

Special Data or Parts

National Model HRO-M receiver. Coil units A, B, C, and D (with bandspread) needed. (James Wyma, 4230 N. 31 Ave., Phoenix, Ariz. 85017)

Atwater Kent Model 20 receiver, ser. 350305. Schematic and/or parts needed. (Clyde Gerber, Route 1, Watertown, Wis. 53094)

Philco Model 36-71 receiver, circa 1937; tunes BC and s.w. bands. Schematic diagram, tuner section coils, switch, etc., needed. (Joseph R. Kenski, 407 W. Rowland, Madison Hts., Mich. 48071)

Zenith Model 7G605 receiver; tunes BC and s.w. bands. Schematic, and 1LN5 and 1LD5 tubes wanted. (Stephen Stone, 19 Blue Bonnet Knoll, New Milford, Conn. 06776)

RCA Model 810K receiver, circa 1938; tunes .54 to 18 mc. on 3 bands; has 10 tubes. Dial face or tracing with frequency markings needed. (Barry Zimmerman, 1215 Bridge St., New Cumberland, Pa. 17070)

RCA Model AR-782 "Radiola 41" receiver, circa 1924. Schematic and tubes needed. (John Lansing, Box 927, Ridgecrest, Calif. 93555)

Sparton receiver, ser. G66238; has 3 bands and 6 tubes (6A7, 2 4Z's, 75, 78 and 80). Schematic, tubes, and power transformer needed. (Robert Andrews, 606 S. Sandusky, Catlin, Ill.)

Stromberg Carlson Model PR 500 turntable. Rubber drive belt wanted. (Kurt W. Reiss, 229 Hughes Rd., King of Prussia, Pa.)

"Pacotronics" Model SA-50 kit. Mode selector switch #P14-253A needed. (Ralph M. Carpenter, 99 Orange St., Stamford, Conn. 06902)

Stromberg Carlson receiver, circa 1947; tunes BC, FM and 2 s.w. bands. Power transformer with 50-volt tap needed to operate band-changing motors. (Q. V. Hullinger, 1274 S. LaSalle Dr., Abilene, Tex. 58605)

Heath Model V6 vacuum-tube voltmeter kit. Construction manual and chassis needed. (Joseph Koss, 1130 Duss Ave., Ambridge, Pa. 15003)

McMurdo Silver "Silver Vomax" Model 900 receiver. **Echophone Model EC-2** receiver; tunes .55 mc. to 31 mc. on 3 bands; has 7 tubes. Schematics, alignment data, and operating manuals needed. (Lyle W. McWilliams, Workman Ave., Box 717, Route 2, Eureka, Mo. 63025)

RCA Model 86K receiver, circa 1933; tunes BC and 2.1 to 22 mc.; doubles as phonograph amp.; has 5 tubes. Speaker hookup data and schematic wanted. (Douglas M. Blair, Wilbur Rd., Lincoln, R.I. 02865)

FADA "Neutrodyne" receiver, ser. 55831, circa 1918. Tubes, source for parts, operating manual, and schematic needed. (Edward Carlson, 811 S. Green Brier, Arlington, Va.)

Crosley Model 881 receiver, ser. A863382, circa 1935. Battery hookup info and schematic needed. (Robert L. Crawshaw, 1715 N.E. Parkway, Wichita, Kan. 67208)

Minshall Model S organ. Servicing manual and schematic needed. (Charles Fricker, 100 Laurel Lane, McGregor, Tex. 76857)

Earl Webber Model 200 "Imperial" tube tester. Tube chart needed. (Walter O. Niemeyer, Box 21, Clarks-ville, Iowa)

Triplet Model 2413 or 3212 tube tester. Tube chart needed. (Theodore F. McFadden, Box 48, Montezuma, Kan. 67867)

No Stick on a Swivel

(Continued from page 39)

cent design, the EMI Castagna, literally floats the arm on a frictionless air cushion. It is held in mid-air by a magnetic field strong enough to suspend the arm's entire weight.

Low friction in the vertical direction helps the arm ride more easily over warped records. Too much resistance to this roller-coaster motion would mess up the vertical response in stereo. Modern low-mass design even reduces the inertia of the arm by making it as light as possible, enabling it to follow the warp of the record without bending the stylus as it goes over the hump.

The "Feel" of the Arm. Many of the quality factors given here have not been standardized. Often they are not even stated in the specs. But you can usually get a fair idea of tone arm performance from the "feel" of the arm as you move it about—just as a driver can judge a car from the way it handles. The arm should move smoothly, evenly, and with a minimum of push.

The final payoff of a high-quality arm is not merely better sound. A quality arm also makes your records and your stylus last longer. Combined with a high-compliance cartridge, a good arm puts so little load on the record surface that there is practically no wear—provided that you keep your records dust-free. So if you value your record collection, a light-tracking, low-friction arm is about the best protection you can buy—it's no longer a "stick on a swivel." —50—

Steam Powered Ham Rig

(Continued from page 57)

(L1), you can operate on 40 or 80 meters. Keying is accomplished simply by interrupting the series-fed power supply. A 4½" x 6½" perforated board holds all of the transmitter components.

Before starting the engine for the first time, spin the flywheel by hand in the

July, 1965


for the critical ear

SHURE

Stereo Dynamic®

HIGH FIDELITY PHONO CARTRIDGES

MUSICAL
BEST-BUY



MODEL M7/N21D

Top-rated cartridge featuring the highly compliant N21D tubular stylus. Because of unusually clean mid-range (where most music really "happens") it is especially recommended if your present system sounds "muddy." For 2-gram optimum tracking (not to be used over 2½ grams). Only \$17.95 (Also, if you own an M3D or M7D, you can upgrade it for higher compliance, if tracking force does not exceed 2½ grams, with the N21D stylus for only \$12.50.)

Write for literature:

SHURE BROTHERS, INC.
222 HARTREY AVE., EVANSTON, ILLINOIS
CIRCLE NO. 26 ON READER SERVICE PAGE

ELECTRONICS

COYNE ELECTRONICS INSTITUTE

A quarter million dollars worth of equipment. Non-Profit Institute—Est. 1899. Courses: Electronics • Electricity • TV-Radio • F.C.C. • Electronics Engineering Technology. Mail coupon or write for FREE BOOK, "Your Opportunities in Electronics." No Salesman will call.

COYNE ELECTRONICS INSTITUTE Educ. Serv. Dept. B5-M
1501 W. Congress Parkway, Chicago, Ill. 60607

NAME _____ PHONE _____

ADDRESS _____ AGE _____

CITY _____ STATE _____

77

FOR \$99.95
 YOU CAN BUY A CB KIT
 AND SPEND HOURS SOLDERING
 TEENY-TINY CONNECTIONS,
 AND POURING OVER DIAGRAMS
 AND LOSING PARTS
 AND SCREAMING AT YOUR KIDS
 OR...

BUY A PACER
 (with a transistorized 12-volt power supply)
 and be on the air in seconds!



You've never seen an American made transceiver like this. Pacer not only comes fully assembled, it now includes a solid state 12-volt power supply . . . to increase its efficiency in mobile operation. And to eliminate both vibrator hash and mechanical vibrator noise. Completely. Pacer also includes eight crystal-controlled channels and a 23-channel, tunable, superhet receiver and plenty of other important features like positive squelch control, illuminated "S" meter, spotting switch, ANL, and a quick-change external crystal socket.

Put away that soldering gun. Put your money in a Pacer. Complete with AC and 12-volt DC power cords, mobile mounting bracket, PTT mike \$99.95

NOW . . . GET STARTED IN CB FOR JUST \$74.95

Here's everything you need to get on the air in one low-priced package. Our Mustang features six-channel crystal-controlled transmit, and a 23-channel tunable receiver. Other features include: PTT mike, positive squelch control, ANL, built-in speech clipping. Complete, ready to operate, AC ccd \$74.95



METROTEK ELECTRONICS, INC.
 a subsidiary of Regency Electronics, Inc.

7900 Pendleton Pike • Dept. P-7 • Indianapolis, Indiana
CIRCLE NO. 17 ON READER SERVICE PAGE

same direction that it will turn when steam-driven and check the polarity of the voltage across *C4* with a d.c. voltmeter. If the polarity is not correct, reverse the two leads from the generator.

Almost any long wire connected to the rig will suffice as an antenna. However, best results can be obtained from a dipole cut to the operating frequency.


Testing and Use. In testing the transmitter, you may find it easier to work with a 3-volt battery than with the generator. Disconnect the key from the generator and *C4*, and connect the battery between the key and ground bus. Depress the key and tune *C1* until you hear the transmitted signal in a nearby receiver.

Next, vary the tap position on *L1* and tune *C1* until you radiate the strongest signal while still allowing the crystal to start reliably each time the key is depressed. You may have to detune *C1* slightly to get the crystal to start. When you are satisfied with the results, remove the battery and reconnect the generator and *C4*.

Now it's time to fire up the engine. After building up a head of steam, set the engine speed so that approximately 3 volts appear across *C4* with the key open. The transmitter input will be between 10 and 15 milliwatts. The engine can be made to deliver up to 5 or 6 volts, but at the expense of more steam and higher fuel costs.

Remember, the Milliwatter works in the ham bands. You *must* possess an amateur license before you put the unit on the air.

-30-



Answers to "Find the Components" Puzzle on page 47

OLD-TIMER PROPOSES A CLASS H LICENSE

OBJECTIVES: *Increase the number of hams around the world and take the would-be hams off the CB channels*

THE INTRODUCTION of the Class D Citizens Band service in the 27-mc. band by the Federal Communications Commission set up a chain reaction of events that was totally unexpected. The basic intent of establishing Class D operation was to provide short-distance radio communications for business and pleasure. It was not to provide for ham-like activity where different licensees talk to each other as on the ham bands. But despite regulations expressly prohibiting such communications, ham-style chit-chat has become immensely popular.

The FCC rules now restrict inter-licensee communications to 7 of the 23 CB channels, and thousands of would-be amateur communicators are being discouraged from pursuing their hobby. Their only recourse is to obtain a full-fledged ham license. But the requirement of code and theory exams stops most of these people.

At the moment, less than 400,000 amateurs hold valid licenses throughout the world. They occupy substantial portions of the radio spectrum. Several of the popular amateur bands are very crowded, while others are partially unoccupied.

The experience derived from the Class D service places the FCC in a most favorable position to establish a new type of amateur service for the United States and provide a pattern for other countries to follow. What is needed is a hobby class license (Class H) which would permit many more people to communicate with each other on a worldwide basis. The ideal place to establish the Class H service would be on a segment of the 10-meter ham band.

A Class H band could be divided into three sub-bands:

Sub-band 1 could be set aside for the use of low-power AM equipment identical to the FCC type-approved requirements for Class D service. This would permit conversion of existing Class D equipment. Sub-band 1 could have 10 channels at 10-kc. intervals between 28.005 and 28.095 megacycles.

Sub-band 2 could be assigned to AM transmitters having an input power limitation of 50 watts. FCC type-approval requiring an effective low pass filter in the antenna circuit would be mandatory. This sub-band could have 5 channels spaced 10 kc. apart between 28.105 and 28.145 mc.

Sub-band 3 could be for single-sideband (upper sideband only) suppressed-carrier equipment. Type-approval requirements could be easily drawn up based on the performance characteristics of commercially available equipment. A limit of 200 watts peak envelope power is recommended for this sub-band. A power of 200 watts would permit worldwide communications. Thirty-four channels spaced at 10-kc. intervals between 28.150 and 28.249 mc. are recommended.

Procedures for licensing people for Class H operation could be drawn from those presently required for Class D Citizens Band and other types of licenses required in the use of radiotelephony service. The establishment of the Class H license and the sub-allocation of a portion of the 10-meter band for this service would open the doors of amateur radio to tens of thousands of people.

—Dana A. Griffin, W2AOE

Household current from car, boat, plane 12 VDC Powers 117 VAC TV, phonos, ham rigs, tools, lights, shavers, etc.

FULL 125 WATTS — TOP EFFICIENCY

Electro gives most for the money:

- Advanced solid state design — short-circuit proof.
- Stable frequency for phonos, recorders.
- Battery charge indicator light.
- Simple to use—plug in and turn on!
- First line, Delco 2N441 transistors insure dependability, long life.
- Cords total 12 feet for extra reach.
- Fused for battery and inverter protection.
- Backed by Certified Performance Ratings.

Free Bulletin TI-265

ELECTRO PRODUCTS LABORATORIES, INC.
6125 T WEST HOWARD STREET CHICAGO, ILLINOIS 60648

Plugs into 12 volt cigarette lighter socket.
Model TI-100
\$39.95 list, complete

NEW ELECTRO TRANSISTORIZED INVERTER

See your electronic, appliance, auto, marine supplier. If he's out of stock—send us his name.



5182
ELECTRO

"Which microphone should I use?"

- for tape recording
- for broadcasting
- for CB and ham
- for public address
- for any application...

Free Booklet—Everything You Want To Know About Microphones! Send Coupon Today!



LTV UNIVERSITY.
A DIVISION OF LING TEMCO-VOUGHT, INC.

Dept. 7, P.O. Box 1056, Oklahoma City, Okla.

Name _____

Address _____

City _____ State _____ Zip Code _____

CIRCLE NO. 34 ON READER SERVICE PAGE

FREE CATALOG!



148 PAGES • NEARLY 4,000 BARGAINS
OPTICS • SCIENCE • MATH

Completely new 1965 edition. New items, categories, illustrations. 148 easy-to-read pages packed with nearly 4000 unusual items. Dozens of electrical and electromagnetic parts, accessories. Enormous selection of Astronomical Telescopes, Microscopes, Binoculars, Magnifiers, Magnets, Lenses, Prisms. Many war surplus items: for hobbyists, experimenters, workshop, factory. Write for catalog "AV".

CLIP AND MAIL COUPON TODAY

EDMUND SCIENTIFIC CO., Barrington, N. J.
PLEASE SEND ME FREE CATALOG "AV"

Name _____

Address _____

City _____ State _____

Zip _____

WORLD'S FINEST CORED SOLDER

ERSIN MULTICORE 5-CORE SOLDER

BUY IT AT RADIO-TV PARTS STORES

EASY DISPENSER ONLY **69¢**

EXOTOS OVER-ALL ISMIL 4.20TROM

Ham Radio: Plan Now

(Continued from page 51)

help to have a set of code-practice records or tapes, too.

Your first major piece of equipment should be a receiver—you can use it to build up your code speed by listening to practice sessions transmitted by W1AW, the ARRL station, and listening to individual hams. I suggest that you buy the best receiver you can afford. Expect to pay at least \$100 for a good used one or about \$150 for a new one.

Next, you'll need an antenna. A simple dipole or a random length wire and an inexpensive tuner will do the job.

Your first transmitter can also be something simple. Try building one from parts salvaged from scrapped TV sets (there are many plans in the radio handbooks), or build a simple kit. After you've been on the air as a Novice long enough to build up your code speed to nearly 13 words per minute, you can trade up to a more elaborate transmitter.

Once you've completed these six steps, you'll be well on your way to getting your license. And when you experience the excitement that comes with your first contact, whether it be the fellow down the block or a weather station on a tropical island, you'll be glad you mastered the challenge of the hobby. —30—

Electronic Magic at the Fair

(Continued from page 65)

ing. One track of the tape supplies the recitation; the other is used in controlling display mechanisms. The display is tape-controlled like a slide projector, but instead of making a slide change, the tape signal rotates a camshaft which closes a series of switches. The tape recorders used are four-track machines modified to play in both directions. Identical material is recorded on each pair of tracks.

Another sophisticated use of tape is made at the IBM Pavilion where small

mechanical figures act out playlets on computer logic with comment, dialogue, and music. And, as you have probably already guessed, sound and control for these pneumatically-operated puppets are provided by tape decks. One track of the tape carries the audio; one to three other tracks are used to regulate the air compressor and the many intricate valves found in the pneumatic system of each puppet. The tape is automatically re-wound at the end of each performance by means of a photocell takeoff.

"Audioanimatronics." This is the jaw-breaking name given to Walt Disney's fantastic creations that perform at various pavilions throughout the fair. Disney's designers and technicians have created life-size "living" figures with nerves and muscles of pneumatic and hydraulic tubes.

At the Pepsi-Cola-UNICEF Pavilion, visitors glide through canals serenaded by life-like animated children singing in many languages. Sights unseen for millions of years are recreated in full life-size animation as dinosaurs and cavemen fight for survival at the Ford Pavilion. At General Electric's Progressland, Disney creations capable of over 450 integrated movements act out the story of changes brought about by electrical appliances. But it is at the Illinois Pavilion that the awesome possibilities of Disney's creations are more fully realized. Here the visitor watches as a life-like President Lincoln slowly rises from his chair to deliver a speech. His expressions and movements seem quite human.

All these Disney creations draw their life from tape machines—instrumentation-type decks worthy of a Cape Ken-

nedy blockhouse. They race 1" tape along at 30 i.p.s, producing both sound and control signals from 16 separate tracks. Each of these tracks is split into four channels by a system very much like the multiplexing technique of FM stereo broadcasting, producing two audio and two control channels. The frequency range of the audio is limited to 8 kc., leaving plenty of room for the control signals.

The animated children at the Pepsi-Cola-UNICEF Pavilion move in rather simple patterns; thus, they can be handled by simple on-off signals which control the opening and closing of solenoid valves. But for the more complex creations such as those at the General Electric and Illinois Pavilions, the intensity as well as the sequence of motion must be regulated. Here, d.c. voltages are used, since they can minutely control the degree of opening in servo valves, thus regulating the volume of air in the pneumatic circuits.

Emergency Communications. Like the small city that it is, the Flushing Meadow extravaganza has its own police, fire, and medical departments. But unlike those in most American cities, these services are linked together in an ingenious communications network.

Dotting the fairgrounds are public, push-button emergency telephones. The moment you lift off the handset, a series of numbers lights up on an emergency switchboard. These numbers automatically tell a dispatcher the location of your emergency phone, and the nearest fire, medical, or police team. All you do to set the needed team in action is tell the dis-

(Continued on page 86)

25-50 mc
37 WATTS
FCC TYPE ACCEPTED



complete 1 pr. of Crystals, Power Mike, Brackets, & 2 power cables

Power-Packed! Engineered for Rugged Business Use!

FM-40

SONAR BUSINESS RADIO

Excellent performance and dependability provided by the experience and design ability that has made Sonar the leader in business radio. Greater range—Voice-Power designed circuitry • Compact and lightweight • Easily installed in smallest vehicles • Smartly styled for office use • Noise free squelch for crisp communication • Accessory plug for Sonar Call, Selective Calling, H.P. Linear Amplifier • 12 VDC & 117 VAC • Size: 4 3/4" H x 9 1/2" x 1 1/4" L • Wt.: 10 lbs.

SONAR RADIO CORP. 73 Wortman Ave., Brooklyn 7, N.Y.

Please send me complete information on Business Radio FM-40


Name _____ Dept. 404

Address _____

City _____ State _____

\$325⁰⁰

CIRCLE NO. 27 ON READER SERVICE PAGE



Why Fred got a better job . . .

I laughed when Fred Williams, my old high school buddy and fellow worker, told me he was taking a Cleveland Institute Home Study course in electronics. But when our boss made him Senior Electronic Technician, it made me stop and think. Sure I'm glad Fred got the break . . . but why him . . . and not me? What's he got that I don't. There was only one answer . . . his Cleveland Institute Diploma and his First Class FCC License!

After congratulating Fred on his promotion, I asked him what gives. "I'm going to turn \$15 into \$15,000," he said. "My tuition at Cleveland Institute was only \$15 a month. But, my new job pays me \$15 a week more . . . that's \$780 more a year! In

twenty years . . . even if I don't get another penny increase . . . I will have earned \$15,600 more! It's that simple. I have a plan . . . and it works!"

What a return on his investment! Fred should have been elected most likely to succeed . . . he's on the right track. So am I *now*. I sent for my three *free* books a couple of months ago, and I'm well on my way to Fred's level. How about you? Will you be ready like Fred was when opportunity knocks? Take my advice and carefully read the important information on the opposite page. Then check your area of most interest on the postage-free reply card and drop it in the mail *today*. Find out how you can move up in electronics too.

How You Can Succeed In Electronics

. . . Select Your Future From Five Career Programs

The "right" course for your career

Cleveland Institute offers not one, but five different and up-to-date Electronics Home Study Programs. Look them over. Pick the one that is "right" for you. Then mark your selection on the reply card and send it to us. In a few days you will have complete details . . . without obligation.


1. Electronics Technology

A comprehensive program covering Automation, Communications, Computers, Industrial Controls, Television, Transistors, and preparation for a 1st Class FCC License.



2. First Class FCC License

If you want a 1st Class FCC ticket *quickly*, this streamlined program will do the trick and enable you to maintain and service all types of transmitting equipment.



3. Broadcast Engineering

Here's an excellent studio engineering program which will get you a 1st Class FCC License and teach you all about Program Transmission and Broadcast Transmitters.




4. Electronic Communications

Mobile Radio, Microwave, and 2nd Class FCC preparation are just a few of the topics covered in this "compact" program . . . Carrier Telephony too, if you so desire.



5. Industrial Electronics & Automation

This exciting program includes many important subjects such as Computers, Electronic Heating and Welding, Industrial Controls, Servomechanisms, and Solid State Devices.



An FCC License . . . or your money back!

In addition to providing you with comprehensive training in the area indicated, programs 1, 2, 3, and 4 will prepare you for a Commercial FCC License. In fact, we're so certain of their effectiveness, we make this *exclusive offer*:

The training programs described will prepare you for the FCC License specified. Should you fail to pass the FCC examination after completing the course, we will refund *all* tuition payments. You get an FCC License . . . or your money back!

CIE's "AUTO-PROGRAMMED" method helps you learn faster and better

Cleveland Institute uses the new programmed learning approach. This "Auto-Programmed" method presents facts and concepts in small, *easy-to-understand bits* . . . reinforces them with clear explanations and examples. Students learn more thoroughly and faster through this modern, simplified method. You too will absorb . . . retain . . . *advance at your own pace*.

Free nationwide job placement service . . . for life, for every CIE graduate

Once enrolled with CIE, you will get a bi-monthly listing of the many high-paying interesting jobs available with top companies throughout the country. Many Cleveland Institute students and graduates hold such jobs with leading companies like these: American Airlines, American Telephone and Telegraph, General Electric, General Telephone and Electronics, IBM, Motorola, North American Aviation, New York Central Railroad, Raytheon, RCA and Westinghouse.

Electronics is a fast moving, dynamic industry . . . Cleveland Institute keeps you current

The Electron Bulletin is CIE's bi-monthly digest of new developments in the world's fastest growing industry. As a CIE student, you will get a free copy throughout your training to keep you up-to-date on Masers, Lasers, Solid State Devices, and other new inventions.



Full accreditation . . . your assurance of competence and integrity

Cleveland Institute of Electronics is accredited by the Accrediting Commission of the National Home Study Council. You can be assured of competent electronics training by a staff of skilled electronics instructors.

**Your Future In Electronics Is
Up To You. Make It A Brighter One.
Mail Reply Card Today.**

Cleveland Institute of Electronics

NEW PORTABLE VACU VISE® WITH FREE GIFT



TO HOLD:
Lightly hold Vacu-Vise
in place. Turn down
Vacu-Lever with
finger-tip.

TO RELEASE:
Release Vacu-Lever
with finger-tip.
Vacu-Vise lifts off.

**ONLY
\$6.95**

**NO CLAMPS! NO SCREWS!
ATTACHES INSTANTLY, HOLDS SECURELY**

*Will not mar furniture
or table tops!*

For The "DO IT YOURSELF"
For The REPAIRMAN
For The MAN WHO NEEDS
A THIRD HAND

You'll wonder how you ever got along before you had the new VACU-VISE with "Super Vacuum" Power that HOLDS . . . it's like having a third hand . . . anywhere . . . on the job . . . right where you need it. No Clamps—No Screws—the Super Vacuum base does it all for you! Just one turn of a Vacu-Lever (use your finger-tip . . . no strength needed) and VACU-VISE holds firm and fast to any smooth non-porous surface such as Formica, Linoleum, metal, glass, etc. Large 2½" jaws—with "V" grooves hold your work firmly to table top—bench. Completely portable—weighs only 3 lbs.

WARRANTED FOR ONE YEAR!
Will be replaced without charge in the event of any defect arising from normal use.



Holds firmly in any position.



FREE GIFT

Order immediately and receive FREE a set of Vacu Vise SLIDE ON Rubber Jaws for use when working on fragile or delicate materials.

CONSUMER SERVICE COMPANY
160 Mercer St., New York, N. Y. 10012

Enclosed is \$_____ for _____ Vacu Vise at \$6.95 ea. plus 55¢ ea. for postage and handling. (N. Y. C. residents please add 4% sales tax.) Foreign orders \$1.15 additional.

Name _____ (please print)

Address _____

City _____ State _____ Zip Code _____

Sorry—No Charges or C.O.D. orders. PE-75

patcher what's wrong. His message is simultaneously carried to every mobile unit and emergency service officer. If needed, the entire emergency force can be marshaled for instant duty.

Officers in charge of special foot details carry walkie-talkies. If a fair official must be reached away from his desk, the dispatcher merely throws a switch to activate a tiny paging receiver carried in the man's pocket.

As part of this emergency service, the fair has an Atomedic Hospital ready for all emergencies. In addition to being constantly watched by closed-circuit television, patients are "plugged" into a computer so that any significant change in heartbeat, respiration, or temperature automatically signals the nurse on duty. Part of the medical equipment on hand is the "Pacemaker," an electronic cardiac stimulator and regulator which has already saved several lives. -30-

Swiss Quad Antenna

(Continued from page 53)

in and out to obtain the lowest possible SWR. Move the U's no more than a quarter inch at a time, and keep the ratio between the "director" and "reflector" dimensions constant.

After the SWR is reduced to a minimum by adjusting the U's, vary the length of the *gamma* for a possible further reduction in SWR. It should be a simple matter to reduce the SWR to well below 1.2:1. These adjustments can be made in any reasonably clear space, as long as there is a separation of five feet or more between the antenna and the nearest large object. Be sure to solder all joints and connections.

Results. The front-to-back ratio of the Swiss Quad is about 25 db; its front-to-side ratio is over 35 db. In operation, a moderately strong signal from the front of the antenna will disappear off the back and sides. Indicated gain is a minimum of a solid 6 db over a reference dipole antenna. For its size and cost, the "Swiss Quad" is an excellent performer. By the way, it radiates a horizontally polarized signal. -30-

SHORT-WAVE MONITOR CERTIFICATE APPLICATION

ALL radio listeners interested in furthering the hobby of SWL'ing—regardless of whether you DX on the BCB, VHF, TV, SW, or FM bands—are eligible to apply for a POPULAR ELECTRONICS "Certificate of Registration." You must have verified (have QSL cards from) a minimum of five radio stations, of which one was outside the borders of the United States. There is no age limit, or special equipment qualification; the only requirement is that the applicant have a sincere interest in radio communications.

All certificates are filled in and lettered before mailing; they are mailed flat and unfolded. If you want to register and receive your WPE identification sign, fill in the application blank below. Mail with 50 cents in coin (or stamps) to: MONITOR, P.O. Box 333, Cherry Hill, N.J. 08034. (Personal checks will not be acceptable). Canadians should use their own currency, and other applicants not in the U.S.A. should use 10 International Postal Reply Coupons. Allow 4-6 weeks for processing.

(Please Print)	(Do not fill out)
Name	
Street, City and Zone	
State and Zip	
Receivers in use Make Model Make Model	
Age Occupation	
Ham/CB call -letter assignment(s)	
I listen mostly to SW Broadcast Hams CB BCB VHF VLF	
I use the following antennas	
I have QSL cards and countries verified. Check if subscriber to P.E.	
Signature	Date



The only lab instrument you need to complete Scott's new 80-watt solid-state stereo amplifier kit

Scott's new solid state amplifier kit is completely protected against transistor blow-out. An ingenious "Fail-Safe" circuit using an ordinary light bulb takes the load off expensive silicon transistors when you first plug in your LK-60 . . . so, if you've made a wiring error (almost impossible with this kit), no harm done! Other bright new ideas from Scott: preassembled, factory-tested modular circuit boards; full-color instruction book; amazingly low price: \$189.95

Write for complete spec sheet: H. H. Scott, Inc., 111 Powdermill Road, Maynard, Mass. Export: Scott International, Maynard, Mass. Cable HIFI. Prices slightly higher west of Rockies.



CIRCLE NO. 25 ON READER SERVICE PAGE

Across the Ham Bands

(Continued from page 72)

by everyone, the level of approval by thinking amateurs is surprisingly high. The FCC invites comments (in the form of an original and 14 copies) of the proposals in Docket #15928 by July 15. Address: The Secretary, Federal Communications Commission, Washington, D.C. 20554.

Swiss Quad Antenna. In the drawing of the 15-meter Swiss Quad antenna in our April column, the illustrator combined two dimensions which make it seem that the top and bottom Quad X's are in the same vertical plane. Of course, they are horizontal and parallel to each other; and the distance between them should be 156", instead of 100.5". All other dimensions in the diagram are correct.

Incidentally, the Swiss Quad works almost as well with the narrower vertical spacing as with the wider spacing, if the lengths of the horizontal arms are increased to compensate for the difference. (See the article on building a 144-mc. Swiss Quad on page 52 of this issue.)

News and Views

Mike Griffin, WA3AZI, 715 Webb St., Aberdeen, Md., recently switched to 15 meters and worked all over the U.S. and Canada, Africa, South America, and Central America—with a 40-meter dipole only 12 feet high and a Knight-Kit T-60 transmitter. Mike reports that 15 meters suffers not from the depression in the sunspot cycle but from underpopulation. He urges Novices to try 15 meters; after learning its vagaries, he says, they will be pleasantly surprised at the DX they can hear and work. It doesn't take high power and elaborate equipment, either—although both help . . . **Ken Johnston, WN2QMY**, 93 W. Tremont Ave., Bronx, N.Y., is also a 15-meter buff. In about 15 weeks he worked 11 different countries, using an E.F. Johnson "Viking Challenger" transmitter and a Lafayette HE-40 receiver. Ken's antenna farm sports two dipoles, a beam, and a rhombic . . . **M. "Mert" Burns, K1FSY**, 93 Barre St., Montpelier, Vt., spends most of his time giving "first" Vermont contacts and mailing out the QSL cards. Mert operates 80- and 40-meter c.w. and some 40-meter phone with his Heathkit DX-100 transmitter feeding a "trap" doublet antenna. A new beam for 20 meters is in the works.

From K1FSY we learned that **W1EQU**, Chelsea, Vt., has worked Delaware and the midwest on 2 meters and has heard Venezuela via the amateur satellite Oscar III . . . Think you've got trouble? When **Ken Stuber, WN4WWC**, 200 N.W. 40 Court, Pompano Beach, Fla., plugged in his new transmitter, a puff of smoke shot out; since then, he has been tracing down the burned-out parts . . . Maybe Ken should try the latest troubleshooting method of **Frank Erdman, W9MBM**. Frank had been unsuccessfully looking for a mysterious "intermittent" in his Johnson "Valiant" transmitter for three weeks. One evening he stopped into the "Wishing Well" restaurant for a cup of coffee.

All else having failed, he flipped a penny into the "Wishing Well" and wished he could find the "bug" in his transmitter. Frank says he went home and immediately found the "bug"—a parasitic oscillation in the driver stage—and quickly eliminated it! . . . **Brent Grover, WN3PAF**, 32200 Gates Mills Blvd., Cleveland, Ohio, dealt himself a Heathkit DX-40 transmitter, a National NC-270 receiver, and a Hy-Gain 14-AVQ vertical antenna when he passed his Novice exam. Thirty-three states, Canada, Guantanamo Bay, Cuba, and Brazil worked in two months is the result.

Brad Geffen, WN8MBG/WA8MBG, 20500 Mansfield, Detroit, Mich., uses his Knight-Kit T-150A transmitter and Hammarlund HQ-100A receiver mostly on 40 and 15 meters, with an occasional excursion to 80 meters. He has 42 states, Canada, and Puerto Rico worked. His antennas include 80- and 40-meter dipoles and a 6-meter beam. Although Brad is fully equipped for 6-meter operation, he never has operated on that band! But now that the code has been mastered and his General ticket is on the way, he may give that band a whirl, too . . . **Rick Abrams, WN1DUV**, Bayne St., Norwalk, Conn. (Tel: 847-8305), would like to hear from other teen-agers in his area with the object of forming a teen-age radio club . . . **Brian Kirchoff, WN6MWD**, 206 Alpine St., San Rafael, Calif., limits his operations to weekends during school periods. But an AMECO AC-1 transmitter running 15 watts into a dipole antenna has put five states in his log. Brian receives on a Lafayette HE-40, and has a new Heathkit DX-20 transmitter running 50 watts. Watch his smoke this summer.

Bob Massey, WN9NBU, 1108 N. Morrison St., Appleton, Wis., sticks to 7180 kc. on the lower frequencies. If 36 states worked mean anything, he sticks pretty good. A Knight-Kit T-150A transmitter feeding a 10-40 meter "trap" antenna, and a Drake 2-B receiver are his intelligence converters. Bob is a member of the Civil Air Patrol and works 148.14 mc. with a war-surplus "522" transmitter/receiver. Oh, yes, the "N" will be gone from his call letters by the time you read this . . . **Mike Brand, WN4UMN**, 1800 Mountain Circle, Tarrant, Ala., says it with results. In his first ten days on the air, his Johnson "Adventurer" transmitter, Hallicrafters SX-28 receiver, and an antenna 15' high made 28 contacts in 15 states.

Would you like to see your "News and Views" or station picture on these pages? Send them in. Address all mail to: Herb S. Brier, W9EGQ, Amateur Radio Editor, POPULAR ELECTRONICS, P.O. Box 678, Gary, Ind. 46401.

73, Herb, W9EGQ



"Okay, so it's 4 a.m.! Leave me alone—I think I've made contact across the state line this time."

Transistor Topics

(Continued from page 70)

such as antenna length, sensitivity of the receiver with which the unit it used, the value of R_6 , and the operating frequency. However, the range should be adequate for most applications.

Transitips. As a general rule, we confine this section of our column to the discussion of a single topic. However, we do have a file of short tips and, from time to time, will try to pass on a few of them. Here, then, are a pair of "quickies."

Leaky transistors, if not actually shorted, often can be used in oscillator circuits and as self-biased a.c. amplifiers, but generally are not suitable for critical designs and d.c. amplifiers. There are exceptions, however. We've found that leaky units may give excellent results, even in critical circuits, if reverse-biased. The proper technique here is to apply just enough reverse base bias to cancel a portion of the normal leakage current, resulting in a net forward bias.

Push-on connectors for power transistor emitter and base leads can be obtained from discarded 9-pin miniature tube sockets. You simply break up the sockets and remove the individual pin contacts.

That's all for now . . .

—Lou

On the Citizens Band

(Continued from page 67)

cided to pump no more! He was miles from familiar ground but decided to put in a request on channel 9. The REACT monitor not only saw to it that KEJ3938 received a fuel pump, but a gentleman to install it as well. That's service!

And in New York City, members of the Lower East Side Emergency Radio Team and other CB'ers undoubtedly helped save a man's life. An alert CB'er noticed a man on the Brooklyn Bridge attempting suicide. Relaying the information to a base station, the mobile CB'er stood by as all communications on the channel ceased for further possible message handling. Within ten minutes after the original call for help, police were on the scene and the suspect was removed from the bridge.

I'll CB'ing you.

—Matt, KHC2060

July, 1965

Why Do You Read So Slowly?

A noted publisher in Chicago reports there is a simple technique of rapid reading which should enable you to double your reading speed and yet retain much more. Most people do not realize how much they could increase their pleasure, success and income by reading faster and more accurately.

According to this publisher, anyone, regardless of his present reading skill, can use this simple technique to improve his reading ability to a remarkable degree. Whether reading stories, books, technical matter, it becomes possible to read sentences at a glance and entire pages in seconds with this method.

To acquaint the readers of this newspaper with the easy-to-follow rules for developing rapid reading skill, the company has printed full details of its interesting self-training method in a new book, "Adventures in Reading Improvement" mailed free to anyone who requests it. No obligation. Simply send your request to: Reading, 835 Diversey Parkway, Dept. E92B, Chicago, Illinois 60614. A postcard will do. Please include your zip code.

CIRCLE NO. 35 ON READER SERVICE PAGE

ATTENTION CLASSIFIED ADVERTISERS

175,000 Active, Eager Electronics Hobbyists—those who bought and thoroughly enjoyed the SPRING 1965 ELECTRONIC EXPERIMENTER'S HANDBOOK—are now anxiously awaiting the FALL 1965 ELECTRONIC EXPERIMENTER'S HANDBOOK.

If your Classified Advertising appeared in the Spring Edition, you should receive even better responses in the Fall Edition, but if your ad is not presently scheduled for this great Handbook, don't miss out—Act At Once!

FALL 1965 ELECTRONIC
EXPERIMENTER'S HANDBOOK—75¢ Word
CLOSING DATE: August 13, 1965
ON SALE DATE: September 30, 1965

Send Order and Payment Today to:
Hal Cymes, Classified Advertising Manager
Electronic Experimenter's Handbook
One Park Avenue
New York, New York 10016

OPERATE A FIX-IT SHOP

Earn Big Money. Repair household appliances, rewind motors, sharpen mowers, saws, do house wiring, etc. Every neighbor, stranger a prospect. We show you how to make repairs, secure business, what to charge, buy needed parts wholesale, etc. FREE BOOK.

CHRISTY TRADES SCHOOL

Dept. A-2414

3214 W. Lawrence

Chicago 60625



Big Wheel small tag...



The 1965 CAR AND DRIVER YEARBOOK is here . . . and there . . . and everywhere you find men who really love cars! This new edition is a true gem, sparkling with 144 photo-packed pages—a veritable International Auto Show in print! Check all these exclusive highlights . . .

- Road Tests on 58 imported and domestic cars!
- A comprehensive tech section on racing cars, complete with cutaways and specifications!
- Big Accessories Section!
- New portfolio of exciting racing photographs!

plus . . . complete specifications on all the 1965 automobiles . . . a consumer's comparison of Ford, Dodge, Pontiac . . . your own personal showroom to the dazzling auto world of 1965!

Big wheel? You bet. Small tag? \$1.25 is all. So don't miss it—fill in and mail the handy coupon below today, and we'll have your copy on the way before you can shout "Where's my copy?!"

Ziff-Davis Service Division / Dept. CDY
589 Broadway / New York, N. Y. 10012

What are you waiting for? My \$1.25 (plus 15¢ for shipping and handling; 25¢ outside U. S. A.) is enclosed for the 1965 CAR AND DRIVER YEARBOOK. Send my copy at once, today. Now!

name PLEASE PRINT

address

city state zip code

(Payment must be enclosed with order) PE-75

Short-Wave Report

(Continued from page 73)

Current Station Reports

The following is a resume of current reports. At time of compilation all reports are as accurate as possible, but stations may change frequency and/or schedule with little or no advance notice. All times shown are Eastern Standard and the 24-hour system is used. Reports should be sent to SHORT-WAVE REPORT, P.O. Box 333, Cherry Hill, N.J., 08034, in time to reach your Short-Wave Editor by the fifth of each month; be sure to include your WPE identification, and the make and model number of your receiver. We regret that we are unable to use all of the reports received each month, due to space limitations, but we are grateful to everyone who contributes to this column.

Afghanistan—*R. Afghanistan*, Kabul, is reportedly broadcasting on 15,225 kc. in German at 1230-1300 and in French at 1300-1330; however, the International Telecommunications Union lists the frequency as 15,125 kc., with operations from 0600 to 0630, with 50 kw. power. Another outlet on 4785 kc. has been noted at 0930-1000 in Urdu, according to a European source.

Angola—*R. Comercial da Angola*, Ciaxa Postal 259, Sa da Bandeira, is a new station but has already moved from 4859 kc. to 4775 kc., where it is noted from 0100 with many commercials and from 0130 with a world news bulletin in Portuguese. *R. Clube de Malanje*, CR6RE, Malanje, 4967 kc., has non-stop music from 1630 and a newscast at 1650 (not daily and the time may vary); s/off is at 1700, s/on at 0100. *R. Clube de Cabinda*, CR6RW, Cabinda, 5032 kc., is another musical station which operates at 0100-1700, all-Portuguese.

Austria—Vienna, now on 11,905 kc. in a beam to South America, is noted at 2000 with multi-language announcements and ID's.

Belgium—Brussels was logged on 11,885 kc. at 1400 in French and Flemish and at 1615 with IS and s/on. The French and Flemish schedule reads: 1715-1800 on 15,335, 17,860 and 21,510 kc.; 2230-2315 on 9515 and 17,860 kc.; 2330-0200 on 9515, 9745 and 17,860 kc.; and 0400-0600 on 6180, 7140 and 9745 kc.

We've received a report on *R. Omega*, located off the Belgian coast, giving a schedule of 1015-1050 and 1615-1645 on 6300 and 11,550 kc. All programs are religious and in Russian. Has anyone else heard this station?

Bolivia—Station CP48 (?), *R. Universo*, Casilla 232, La Paz, was noted on 5014 kc. requesting reports. They feature much music and Spanish ID's from 1900 to s/off, which varies between 2130 and 2210.

British Guiana—*R. Demerara* has been noted on 5980 kc. at 0515-0542 in Eng. with time checks and ID's and U.S. pop music. There is a short newscast at 0515. Reports go to Broadcast House, Phillip's Green, High St., Georgetown, British Guiana.

British Honduras—The latest schedule from Belize lists operations on 3300 and 834 kc. at 0700-1030, 1300-1400, and 1730-2300 (Sundays at 0700-1400 and 1730-2300). The medium-wave outlet is often heard better in many parts of the U.S.

Bulgaria—Sofia has Eng. to E. Africa at 1400-1430 on 9700 and 11,715 kc. The Eng. program to N.A. at 1900 is beamed on 6070 and 9700 kc. The latest schedule on hand also lists news in Eng. to N.A. at 1630 on 7290 kc.

Burundi—*R. Burundi*, Usumbura, 6195 kc., has been heard regularly from 0000 s/on to 0030. London operates on the same channel during this period but Burundi is often found to be somewhat stronger.



Otherwise known as Elihu Savad, of Brooklyn, N.Y., WPE2MQT had 15 countries verified out of 20 heard when this photo was taken. The receiver in his listening shack is a Hallicrafters S-118; in standby service are older Philco and General Electric units.

Canada—Here is Montreal's newest schedule: to Australasian areas at 0230-0335 on 9625 and 5970 kc.; to Europe (I) at 0600-0714 on 17,820 and 15,320 kc. (and on 5970 kc. to Northern Canada); to Europe, N.A., and Antilles at 0715-0813 on 17,820 and 15,320 kc. (and on 5970 kc. to the U.S.) and at 0816-0844 on 17,820 and 15,320 kc. (and on 11,720 kc. to the Antilles); to Europe (II) at 0845-1330 on 17,820, 15,320, and 11,720 kc. (the transmissions at 1016-1029 and 1131-1159 on 11,720 kc. are to Northern Canada only); to Africa at 1332-1458 on 17,820, 15,320 and 11,720 kc.; to Europe (III) at 1500-1652 on 15,320, 11,720 and 9630 kc.; to Northern Canada (I) at 1658-1746 on 15,320, 11,720, and 9625 kc.; to the Caribbean and Latin American areas at 1758-1946 on 15,190, 11,760 and 9625 kc.; to Northern Canada (II) at 1958-2130 on 15,320, 11,720 and 9625 kc., at 2130-0055 on 11,720 and 9625 kc., at 0055-0130 on 11,720 kc. (also on 9625 kc. to Europe), and at 0130-0205 on 11,720 and 9625 kc.

Ceylon—R. Ceylon verifies reports occasionally but only for listeners who tune in regularly and who give program details written down to the last word. Reports may be kept a year or longer before they are answered.

Congo (East)—R. *Diffusion de la Republique Democratique du Congo*, Leopoldville, is on 11,790 kc. at 1617-1730 with international pop music and anmts in French. News is given at 1646-1655.

Ecuador—The newest HCJB schedule reads: "Southern Cross Salute" to New Zealand and Australia daily at 0200-0445 on 11,915, 9745, and 6050 kc.; "Morning In The Mountains" to Jamaica, Caribbean, and the Americas on Sundays at 0900-1030, Mondays to 1015, Tuesdays to 0930, and Saturdays at 1000-1100 on 17,890 and 15,115 kc.; "Quito Calling" to Europe, daily except Monday at 1330-1500, and "Caribbean Call" to the Caribbean, Americas, and Europe at 1830, both on 17,890 and 15,115 kc.; and "Ecuadorian Echoes" to North, Central, and South America at 2100-2315 on 15,115, 11,915 and 9745 kc. Station HCJB has recently converted to hydro-electric power, replacing the diesel generators which had cost over \$100 per day to operate.

England—The "General Overseas Service" from London has been renamed the "BBC World Service."

SHORT-WAVE ABBREVIATIONS

anmt—Announcement	N.A.—North America
BBC—British Broadcasting Corporation	NBC—National Broadcasting Company
Eng.—English	QSL—Verification
ID—Identification	R.—Radio
IS—Interval signal	s/off—Sign-off
kc.—Kilocycles	s/on—Sign-on
kw.—Kilowatts	xmsn—Transmission

AIRCRAFT • POLICE • FIRE AM/FM VHF RECEIVERS

Covers 26-54 and 88-174 MC in eight overlapping calibrated bands. Advanced circuitry, higher sensitivity, vernier dial drive, large full vision dial.



353B
\$64.95

Transistorized, directly tuneable converter. Powered with self-contained mercury cell. Excellent sensitivity and stability. Designed for car, home or portable receivers.



348A
\$34.95

Crystal controlled 345A for High Band \$29.95, 331C Low Band \$26.50, both straight 12 volts for mobile. Illustrated 348A tuneable transistorized high or low band.




315C AUDIO EQUALIZER
\$44.95

Variable equalizer necessary for professional quality recording or playback. Ideal for use between mixer and tape recorder or tape to tape, etc. Write for details or send \$2.00 for LP demonstration record. Covers tape and disc recording techniques. Refunded with purchase.



20 GLENWOOD
CINCINNATI 17,
OHIO

CIRCLE NO. 15 ON READER SERVICE PAGE



LOOK! A NEW ELECTRONICS SLIDE RULE WITH COMPLETE INSTRUCTION COURSE

Professional 10" all-metal Electronics Slide Rule. Designed specifically for technicians, engineers, students, hobbyists. Has special scales not found on any other rule. Enables you to solve electronics problems quickly, accurately. Made to our rigid specs by Pickett, Inc. Slide Rule plus four lesson AUTO-PROGRAMMED Instruction Course with grading service, and top-grain leather carrying case... a \$50 value for less than \$20! Send coupon for FREE booklet. Cleveland Institute of Electronics, Dept. PE-110, 1776 E. 17th St., Cleveland, Ohio 44114.

SEND COUPON FOR FREE BOOKLET

Cleveland Institute of Electronics

1776 E. 17th St., Dept. PE-110,
Cleveland, Ohio 44114



Please send FREE Electronics Slide Rule Booklet. SPECIAL BONUS: Mail coupon promptly and get FREE Pocket Electronics Data Guide, too!

GET THIS FREE!

NAME _____ (Please Print)
ADDRESS _____ COUNTY _____
CITY _____ STATE _____ ZIP _____

A leader in Electronics Training . . . since 1934

CIRCLE NO. 5 ON READER SERVICE PAGE

France—Paris was noted on a new frequency of 11,765 kc. at 1330 with Eng. news.

Ghana—Accra's latest schedule includes these Eng. xmsns: on 6070 kc. to W. Africa at 0945-1030, 1200-1245, 1500-1545, and 1630-1715; on 9545 kc. to S. Africa at 1500-1545 and to W. Africa at 1630-1715; on 11,800 kc. to Sudan and Ethiopia at 1330-1415 and to Europe at 1550-1635; on 15,190 kc. to Sudan and Ethiopia at 0900-0945; on 17,910 kc. to E. Africa at 0945-1030 and at the same time on 21,545 kc. to S., S.W., and S.E. Africa.

Greece—Athens is said to have a foreign service in which French is given at 1230-1245 and Eng. to 1300 on 11,720 and 15,345 kc., but monitoring has found Greek-only at this time.

Greenland—*Grønlands Radio* has been testing on 5960 and 5980 kc. with 1 kw., relaying the Home Service. Reports are welcomed. No schedule was given but the Home Service is aired weekdays at 0530-0720, 1000-1105, and 1530-2105, and on Sundays at 0630-0730 and 1000-2105.

Honduras—Contrary to some reports, HRST, *R. 1° de Mayo*, Tela, 4790 kc., continues to close at 2200. They feature Latin American pop tunes and ads in Spanish. Do not confuse this station with the Ecuadorian on 4789 kc. which signs off later.

Iran—*R. Teheran* has been testing on 7340 kc. with a time signal only from 1430 to 1500, when a 10-minute broadcast in Eng. was given. After 1510, the time signal resumed until 1530, when they went into Persian.

Israel—*Kol Zion*, Tel Aviv, is now using 9725 kc. to Europe and England in addition to 9625 and 9009 kc. for its daily 1515 Eng. xmsn.

Korea (North)—Pyongyang has Eng. to Latin America at 1900-2000 on 14,520 kc. (strong on the West Coast; good at times in the East—Ed.). Other Eng. xmsns are aired at: 1300-1400 to the Near and Middle East on 10,380 kc.; 1400-1500 to Africa on 7580, 7379 and 6540 kc.; 2200-2300 to Latin

America on 9750 kc.; and 0500-0600 to S.E. Asia on 7580 kc. and 0600-0700 on 9750 kc.

Korea (South)—*Voice of Free Korea*, Seoul, is testing in Eng. at 0930 on 9640 kc., at 1800 and 1830 on 11,925 kc., and at 1900 on 15,125 kc. These broadcasts are being made preparatory to a regular service for the Korean military contingent in Viet Nam. Reports are welcomed.

Lebanon—Beirut has been heard with Eng. at 2130, Arabic at 2200, and Spanish at 2230 on 9750 kc. and at 2100-2130 on 9660 kc. to Europe and N.A.; and in Arabic and Portuguese at 1800 on 11,935 kc. to South America.

Malagasy Republic—The International Service of *Radiodiffusion Nationale Malgache* is broadcast in French and Eng. at 1100-1200 on 15,270 kc. On Saturdays they present the "QSL Service" at 1130-1145 and the "Friendship Club" at 1145-1200.

Malaysia—*R. Malaysia*, Kuala Lumpur, 11,900 kc., has Indonesian news and music to 1900, when there is a chime IS similar to that of the NBC. This is followed by Eng. news, and a commentary at 1911. From 1923 they broadcast in Chinese.

Mozambique—Lourenco Marques has again moved, this time to 15,285 kc., where it is heard at 1130 and later.

Netherlands—As was previously reported, in the recent popularity poll conducted by the International Short Wave Club of London, the winning station was *R. Nederland*. The writer of the "best letter of commendation" was one of our own monitors, John Beaver, Sr., WPEØAE, of Pueblo, Colo. He received a bound de luxe edition of an illustrated work on Holland. Congratulations, John!

The current schedule for the "Happy Station Program," in effect until Sept. 5, reads: 0100-0220 to New Zealand and 0230-0350 to Australia and Japan, both on 9715 and 6025 kc.; 0530-0650 to Europe on 9715 and 5980 kc.; 0900-1020 to S. Asia

—DX Country Awards Presented—

To be eligible for one of the DX Country Awards designed for WPE Monitor Certificate holders, you must have verified stations in 25, 50, 75, 100, or 150 different countries. The following DX'ers recently received their awards.

One Hundred Countries Verified

Gerry Klinck (WPE2FAH), Buffalo, N. Y.
Edward Fellows (WPE7BLN), Seattle, Wash.

Seventy-Five Countries Verified

Edward J. Tompkins (VE3PE1ZJ), Toronto, Ont., Canada

Fifty Countries Verified

David Thompson (WPE6FHP), Suisun, Calif.
G. A. Benadom (JA6PE1E), FPO, San Francisco, Calif.
Trevor Clegg (WPE6FAF), Fresno, Calif.
Jeff Tallent (WPE4HUZ), Louisville, Ky.

Twenty-Five Countries Verified

Glenn W. Hagen (WPE4HQK), Huntsville, Ala.
Roberto F. Nin (WPE5DVO), Bayamo, Puerto Rico
John Hasse (WPEØEDO), Vermillion, S. D.
Arthur B. Epstein (WPE2MPW), New York, N. Y.
Reg. Firth (WPE2FGO), Amsterdam, N. Y.
Tony Tittle (WPE2MOA), Alen Rock, N. J.
David J. Decker (WPE2LGL), Philmont, N. Y.
Jack Thurman (WPE6FXO), Salinas, Calif.
Robert Knarr (VE3PE2AN), Elmira, Ont., Canada
Steve Kunkel (WPE3GIM), Randallstown, Md.
Frank Lucia (WPE2JHI), Union City, N. J.

J. A. Brebner (VE3PE2EL), Kingston, Ont., Canada
Darrell R. Long (VE6PE5X), Calgary, Alberta, Canada

David Doernberg (WPE4EGB), Atlanta, Ga.
LeRoy Merle Potter (WPE2FYB), Syracuse, N. Y.
Greg Wilt (WPE3GCW), Hollidaysburg, Pa.
Lloyd H. Daniel, Jr. (WPE4IGD), Hampton, Va.
Bill Jarvis (WPE1GEP), Lebanon, N. H.
Jack F. Palladay, Jr. (WPE9EOE/4), Maxwell AFB, Ala.

Alan Burnley (WPE2MRJ), Westfield, N. J.
Roger Greene (WPE2NFC), Bronx, N. Y.
Mike Poore (WPE3GHH), Washington, D. C.
Wm. Favorite (WPE1FEQ), Wilbraham, Mass.
Alan Petersen (WPEØEHF), Hampton, Iowa
Jack Page, Jr. (WPE5DXH), Pontotoc, Miss.
John Hubbell (VE3PE2EU), Port Credit, Ont., Canada

Michael St. Amand (VE3PE1KK), Levack, Ont., Canada

Roger Giannini (WPE5EFR), Waco, Texas
Carl Swanson (WPE6DTJ), Fremont, Calif.
Mike Tilbrook (WPE3FTZ), Pittsburgh, Pa.
Brian Hickey (WPE3GGT), Wayne, Pa.
Henry Henderson (WPE4IAV), Halifax, Va.
C. H. Andrews, Jr. (WPE41IK), Rocky Mt., N. C.
Howard Moss (WPE2LUY), Jamaica, N. Y.
Gale Shader (WPE7CGB), Deming, Wash.
Peter Grenier (WPE1FWI), Fall River, Mass.

DX STATES AWARD RULES

Are you eligible to apply for a 20, 30, 40, or 50 States Verified Award? Here is a brief resume of the rules and regulations.

(1) You must be a registered WPE Short-Wave Monitor and show your call on your application. An application form appeared on page 67 of the February issue.

(2) You must submit a list of stations (any frequency or service) for which you have received verifications, one for each state heard. You must also supply the following information in tabular form: (a) state heard; (b) call-sign or name of station heard and location; (c) frequency; (d) date the station was heard; (e) date of verification—postmark dates will be acceptable; (f) whether broadcast was a normal transmission for the class of station received, or a test. All of the above information should be copied from the station's verification. Do not list any verifications you cannot supply for authentication on demand. Do not send any verifications at this time. Should any verifications need to be sent in for checking, we will notify you and give you instructions on how to send them.

(3) A fee of 50 cents (U.S. coin) must accompany the application to cover the costs of printing, handling, and mailing. This fee will be returned in the event an applicant is found to be ineligible. Applicants in countries other than the U.S. may send the equivalent of 60 cents (U.S.) in coins of their own country if they wish. Please do NOT send International Reply Coupons (IRC's) or a personal check when applying for an award.

(4) Apply for the highest DX award for which you are eligible. If, at a later date, you are eligible for a higher award, then apply for that award.

(5) Send your application, verification list, and fee to: Hank Bennett, Short-Wave Editor, P. O. Box 333, Cherry Hill, N. J. 08034. Do not include an application for a Short-Wave Monitor Certificate (you are not eligible for any of the awards until you have a Short-Wave Monitor Certificate in your possession). Reports, news items, or questions should be mailed in a separate envelope.

on 15,425 and 9625 kc.; 1030-1150 to Africa and Europe on 15,425 and 11,950 kc.; 1400-1520 to N.A. on 11,950 and 11,730 kc.; 1530-1650 to Spain. N. Africa and S. America on 11,950 and 9715 kc.; 1700-1820 to South and Central America on 11,800 and 9715 kc.; and 1830-1920 and 1940-2030 to North, Central, and South America on Bonaire—800 kc. The xmsns at 0530, 0900, 1530 and 1700 are also aired on 6020 kc. to Europe.

Netherlands Antilles—Station PJD2 is operating on 1295 kc. with 1 kw. (soon to be raised to 5 kw.) from Philipsburg, Sint Maarten. They s/on at 0532 and were heard at 1900-2000 in southern states. The station is operated by the New Testament Baptist Church.

New Guinea—Two 250-watt stations that N.A. DX'ers most likely will not be able to hear are VL9CG, R. Gogorica, 2410 kc., and VL8BD, R. Daru, 3304 kc. Their low power, coupled with the low frequency, would classify them as extremely rare DX. But you might keep an ear on the two channels around 0300-0400—just in case.

South Africa—The Africa Service from Paradys is on the air at 2200-2300 daily on 6150 and 7270 kc.; at 0500-1040 (Sundays from 0600) on 15,220 and 17,805 kc.; at 1040-1210 (Sundays to 1150) on 11,900 and 15,200 kc.; at 1210-1415 (Sundays from 1150) on 9525 and 11,900 kc.; and at 1415-1615 on 7270 and 9525 kc. A new 250-kw. station is expected to take to the air in October and will be used for the External Services of R. South Africa.



The most up-to-date guide available today to the world of Radio Communications

4 BIG SECTIONS Here is an information-packed "encyclopedia" covering the four major branches of specialized radio communications —
CITIZENS RADIO SERVICE **SHORT WAVE LISTENING**
AMATEUR RADIO **BUSINESS RADIO SERVICE**

Complete with charts, tables and illustrations this all-new work brings you exclusive information on such vital subjects as obtaining your license, establishing your CB station, CB ethics—practice and procedure, SWL and station reporting, CB clubs, Ham license application procedures, learning the code, typical business radio installations, and much more—every major area of the field is covered by a leading authority and presents a wide range of material—from basic fundamentals for the beginner through exclusive up-to-the-minute data and techniques essential for those in advanced communications.

EXTRA! FOR THE FIRST TIME TWO EXCLUSIVE DIRECTORIES

- ★ Complete directory of all new citizens band equipment
- ★ Complete specifications on every new 1965 SWL Receiver and every new 1965 CB Transceiver

Only \$1⁰⁰

FILL IN, DETACH AND MAIL THIS COUPON TODAY!

ZIFF-DAVIS SERVICE DIVISION, Dept. CH
589 Broadway, New York, N.Y. 10012

Please send my copy of the 1965 COMMUNICATIONS HANDBOOK. My dollar (plus 15¢ for shipping and handling; 25¢ outside U.S.A.) is enclosed.

name _____ please print
 address _____ PE-75
 city _____ state _____ zip code _____

NO C.O.D. ORDERS

D C.B.
Walkey Talkey
Regen \$ 9.99
Kit \$ 6.00

D C.B.
Walkey Talkey
Super-Het
\$35.99
Kit \$25.00

D C.B. Super-Het Ni-Cad Bat
Walkey Talkey \$52.22
Kit \$39.95

B Telephone Tap (Your own Phone) \$11.88
B Telephone Tap (No Battery to Replace)
Automatically transmits when phone conversation in progress \$49.77

A C.B. Super-Het Receiver \$19.95
Kit \$12.95

A C.B. Transmitter 100 M.W. \$11.95
Kit \$ 6.95

S.C.A. (Background Music) Adaptor \$39.95
Kit \$29.95

A Linier Amp. @25 to 50 Mc. 5 to 100 Watts \$59.95
D.C. to D.C. Power Supply
12 Volts In 450 Volts Out \$35.00

C Wireless Microphone Broadcast Band \$35.95
C Wireless Microphone F.M. Band \$39.95
A *Tone Radio Control Switch (Transmitter & Receiver) \$25.88

SPAR ELECTRONICS P.O. BOX 87
LAS VEGAS, NEVADA SE-1

CIRCLE NO. 36 ON READER SERVICE PAGE

GET INTO ELECTRONICS

V.T.I. training leads to success as technicians, field engineers, specialists in communications, guided missiles, computers, radar, automation. Basic & advanced courses. Electronic Engineering Technology and Electronic Technology curricula both available. Associate degree in 29 months. B.S. obtainable. G.I. approved. Start September, February, Dorms, campus. High school graduate or equivalent. Catalog.

VALPARAISO TECHNICAL INSTITUTE
DEPARTMENT PE, VALPARAISO, INDIANA

FREE! NEW CAREER GUIDE TO Success in ELECTRONICS

Automation, Math—Basic or Advanced
Wide choice of new Home Study Programs
To prepare you for well paying career or advancement in present job. Choose Service, Broadcasting, Industrial, Automation.
We assist you in choosing best program... save time and money. Tuition refund surety. Since 1931. Write today—

CENTRAL TECHNICAL INSTITUTE
Dept. 01075, 1639 Wyandotte St., Kansas City, Mo. 64108

EARN Electronics Engineering DEGREE

You can earn an A.S.E.E. degree at home. College level HOME STUDY courses taught so you can understand them. Continue your education, earn more in the highly paid electronics industry. Missiles, computers, transistors, automation, complete electronics. Over 27,000 graduates now employed. Resident school available at our Chicago campus—Founded 1934. Send for free catalog.

AMERICAN INSTITUTE OF ENGINEERING & TECHNOLOGY
1137 West Fullerton Parkway, Chicago 14, Ill.

Sweden—R. Sweden's xmsns to N.A. are now scheduled at 0900 on 15,195 kc., and at 2045 and 2215 on 9705 kc.

Switzerland—Berne has been noted from 1900 s/on in Portuguese to Brazil on 11,810 kc.—a previously listed inactive channel. The 9595-kc. outlet has been tuned at 1430 in an African beam.

Venezuela—Station YVCN, *Escuelas Radiofonicas*, San Fernando de Apure, 2430 kc., now closes at 2000 because Venezuela is on summer time. This channel is noted around 1800 with cultural programming and classical music and is dual to 6110 kc.; the latter channel is not often heard, however, because the BBC is on at the same time.

Yemen—Midwestern reports indicate that Sanaa is being heard around 2230-2300 on 5805 kc. with a day-to-day signal that ranges from very good to quite poor. Programming is Arabic music with very little talking.

Point-to-Point Stations—The majority of DX'ers report poor success in trying to verify the point-to-point stations. However, a letter has been received from RCA Communications, Inc. in reply to a report sent to one of its stations in Guam. The letter states, in part, that they will furnish QSL's provided that the approximate frequency, the time of reception, and the date are given in reports. The letter further states that there are no specific schedules since they operate on a demand type of service, but frequencies were given as 15,690 and 16,030 kc. (for Kahuku, Hawaii), 19,980 kc. (Manila), and 10,410 and 18,695 kc. (Guam). Reports should be sent to 66 Broad St., New York, N. Y., attention of C. N. Macpherson, Plant Operations, Engineering.

SHORT-WAVE CONTRIBUTORS

David Smith (WPE1GBC), Everett, Mass.
Mac Stewart (WPE2JKV), Moores, N. Y.
William Graham (WPE2LMU), Binghamton, N. Y.
Frank Mather (WPE2LWW), Buffalo, N. Y.
Doug Lamerson (WPE2MNN), Richmond Hill, N. Y.
Jeffrey Otto (WPE2MSX), Haddonfield, N. J.
Richard Kline (WPE2MUY), Englewood, N. J.
Mark Nowady (WPE2MVT), Buffalo, N. Y.
Richard Story (WPE2NFY), Bloomfield, N. J.
Lee Wolfson (WPE2NHJ), Port Chester, N. Y.
Alex Dydula (WPE2NLD), Clark Mills, N. Y.
Charles Schwartzbard (WPE2TA), Passaic, N. J.
Bill Wilson (WPE3DUC), Folcroft, Pa.
Wayne Blair (WPE3FAZ), Altoona, Pa.
Charles Maier (WPE3FXJ), Baltimore, Md.
Bobby Conder (WPE4HOT), Winston-Salem, N. C.
Harry Dence, Jr. (WPE4IKY), Cynthia, Ky.
Jack Keene (WPE5BMP), Houston, Texas
Kenneth Esadooh (WPE5ECN), Seiling, Okla.
Shaler Hanisch (WPE6BPN), Hartford, Conn.
Neil Olsen (WPE6EZZ), Glendale, Calif.
Trev Clegg (WPE6FAF), Fresno, Calif.
Norman Davis (WPE6FVV), Sunnymead, Calif.
Del Green (WPE7AGL), Salt Lake City, Utah
Dick Stevens (WPE7CCL), Edmonds, Wash.
Jess Dyer (WPE8COJ), Dearborn, Mich.
Marlin Field (WPE8FRE), Benton Harbor, Mich.
Kenneth Rosen (WPE8HSZ), Detroit, Mich.
Robin Fisher (WPE8OC), Beach City, Ohio
Ray Fansler (WPE9CQC), Fairfield, Ill.
Dennis Eksten (WPE9DT), Loves Park, Ill.
A. R. Niblack (WPE9KM), Vincennes, Ind.
John Beaver, Sr. (WPE0AE), Pueblo, Colo.
Cecil Waugh, Jr. (WPE0CKU), St. Joseph, Mich.
Jack Perolo (P12PE1C), Sao Paulo, Brazil
Bill Carlile, Columbus, Ohio
James Conrad, Waterloo, Iowa
Carl Durnavich, Riverdale, Ill.
Joe Esser, New Kensington, Pa.
Chuck Gerran, Jamestown, N. Y.
Joe Plezia, Cleveland, Ohio
Joseph Rudolph, Red Bank, N. J.
Robert Wilson, Ottawa, Ont., Canada
Radio Canada, Montreal, Que., Canada
Station HCJB, Quito, Ecuador
Radio Nederland, Hilversum, Netherlands
Radio New York Worldwide, New York, N. Y.
Sweden Calling DX'ers Bulletin, Stockholm, Sweden

ELECTRONICS MARKET PLACE

COMMERCIAL RATE: For firms or individuals offering commercial products or services. 75¢ per word (including name and address). Minimum order \$7.50. Payment must accompany copy except when ads are placed by accredited advertising agencies. Frequency discount: 5% for 6 months; 10% for 12 months paid in advance.

READER RATE: For individuals with a personal item to buy or sell. 45¢ per word (including name and address). No Minimum! Payment must accompany copy.

GENERAL INFORMATION: First word in all ads set in bold caps at no extra charge. Additional words may be set in bold caps at 10¢ extra per word. All copy subject to publisher's approval. Closing Date: 1st of the 2nd preceding month (for example, March issue closes January 1st). Send order and remittance to: Hal Cymes, POPULAR ELECTRONICS, One Park Avenue, New York, New York 10016.

FOR SALE

FREE! Giant bargain catalog on transistors, diodes, rectifiers, components, valuable parts, equipment. Poly Paks, P.O. Box 942, Lynnfield, Mass.

GOVERNMENT Surplus Receivers, Transmitters, Snooper-scopes, Radios, Parts, Picture Catalog 20¢. Meshna, Nahant, Mass.

"ULTRA MINIATURE CB TRANSMITTER," Under 2" long. Complete Plans—\$2.00. Electronics, Box 262, Peter Stuyvesant Station, New York, N.Y. 10009.

DIAGRAMS for repairing Radios \$1.00. Television \$2.50. Give make model. Diagram Service, Box 1151 PE, Manchester, Connecticut 06042.

ROCKETS: Ideal for miniature transmitter tests, New illustrated catalog, 25¢. Single and multistage kits, cones, engines, launchers, trackers, technical information, etc. Fast service. Estes Industries, Penrose 18, Colorado.

CB WPE QSL Cards, Samples Free. Radio Press, Box 24, Pittswood, New Jersey.

"SPECIAL! WPE-SWL-CB-QSL cards, 3 colors, \$2.50 per 100—Free Samples, Garth, Jutland, New Jersey."

CANADIANS—GIANT Surplus Bargain Packed Catalogs. Electronics, Hi-Fi, Shortwave, Amateur, Citizens Radio. Rush \$1.00 (Refunded). ETCO, Dept Z., Box 741, Montreal, CANADA.

TV CAMERAS, transmitters, converters, etc. Lowest factory prices. Catalog 10¢. Vanguard, 190-48 99th Ave., Hollis, N.Y. 11423.

WEBBER Labs. Transistorized converter kit \$5.00. Two models using car radio 30-50Mc or 100-200Mc, one Mc spread. Easily constructed. Webber, 40 Morris, Lynn, Mass.

JAPAN & Hong Kong Electronics Directory. Products, components, supplies. 50 firms—just \$1.00. Ippano Kaisha Ltd., Box 6266, Spokane, Washington 99207.

CANADIANS, TRANSISTORS AND PARTS. Free catalogue contains reference data on 300 transistors. J. & J. Electronics, Box 1437, Winnipeg, Manitoba.

CB-WPE-QSL CARDS. New "FROSTALEEN" Paper. 16 SAMPLES, 25¢. Dick, W8VXK, 1966 P, M-18 Gladwin, Michigan 48624.

ELECTRONIC "GOODIES"—Bonanza surprise package, \$1.00 ppd. Guaranteed satisfaction. DART ELECTRONICS, Box 214, Jericho, N.Y.

DIAGRAMS—Television \$2.50. **RADIO 1919 to 1955** \$1.00 each. Give Model. Diagrams, Box 55, Williamsport, Pa. 17704.

TRANSISTORIZED CONVERTER 26-200 MC. Receive signal from 26 to 200 MC (1 MC spread), on broadcast band using car radio, crystal control or tuneable (1 MC spread). Kit \$11.00 pp. Wired \$20.00 pp. Webber Labs, 40 E Morris St., Lynn, Mass.

BUY Appliances, Cameras, Watches, etc. at factory prices plus 10%! Free Details! Cam Company, 436-11 Bloomfield Ave. Verona, N.J. 07044.

ELECTRONIC Ignition Kits, Components. Free Diagrams. Anderson Engineering, Epsom, New Hampshire 03239.

NEW Supersensitive transistor locators detect buried gold, silver, coins. Kits, assembled models. \$19.95 up. Underwater models available. Free catalog. Relco-A33, Box 10563, Houston 18, Texas.

CONVERT any television to sensitive, big-screen oscilloscope. Only minor changes required. No electronic experience necessary. Illustrated plans, \$2.00. Relco Industries, Box 10563, Houston 18, Texas.

AMAZING NEW electronic miracle transforms your TV room into a Stereophonic Theatre! Free details and Free Gift! Consolidated Acoustics, 1302C Washington, Hoboken, N.J.

110VAC 60cy from car generator. Powers lights, refrigerator, transmitter, receiver, etc. Simple, easy to convert. Plans \$2.00. Tedco, P.O. Box 12098, Houston, Texas 77017.

HEAR AIRCRAFT, TOWER, WEATHER. 9 Transistor AM-FM portable receiver converts to VHF aircraft band. \$26.50. **BUILD TINY, ULTRA SENSITIVE FM WIRELESS MIKE.** Wired board, parts, and instructions. \$12.50. Free details. Transco, Box 13482 North County Branch, St. Louis, Mo. 63138.

CB QSL-SWL cards. Attractive designs, glossy white. Plastic card holders. Letters, Warning & Police decals. Many items for CB'ers. Catalog No. 108 FREE. Woody, 2611 Shenandoah, St. Louis, Mo. 63104.

SENSATIONAL LISTENING; SENSITIVE POCKET VHF POLICE AIRCRAFT RECEIVER. Easily assembled. Plans \$2.00. Ottawa Sales, Box 627, Holland, Mich. 49424.

BUILD TV CAMERA Cheaper Than Ever! Send 10¢ for Details. ATV Research, Box 396, South Sioux City, Nebr. 68776.

TRANSISTOR Ignition. "Operation Pickup" described June 1963 **POPULAR ELECTRONICS.** Complete kit guaranteed components. Now \$13.95 Postpaid. **NEW MODEL T-1A** including **DELCO** transistor, **MALLORY** coil. Kit \$16.95. Wired, \$18.95. Specify automobile. **ELECTROMART,** Box 2680, Milwaukee, Wisconsin. 53214.

INVESTIGATORS—Electronic surveillance devices. Price breakthrough on ultra miniature professional devices. Free details. Trol Electronics-PES, 342 Madison Avenue, New York, N.Y.

INVESTIGATORS, FREE BROCHURE, LATEST SUBMINIATURE ELECTRONIC SURVEILLANCE EQUIPMENT. ACE ELECTRONICS, 11500-L NW 7TH AVE., MIAMI 50, FLA.

CITIZEN BANDERS! Get base station Performance with your mobile units. No modifications or soldering necessary. Proven performance. Send for free details or send (\$15.00) to: T. Francis, 15 Park Row, N.Y. 38, N.Y.

ACHTUNG! Das machine is nicht fur Gerfingerpoken und mittengraben. Is easy schnappen der Springenwerk, blowenfusen und poppencorkeu mit spitzenparken. 1st nicht fur gewerken by das Dummkopfen. Das rubbernecken sightseeren keepen hands in das pockets. Relaxen und watch das Blinkenlights. This attractive, brass metal plaque only \$2.00 each. ppd. Southwest Agents, Dept. P, 8331 Hwy. 80 West, Fort Worth, Texas 76116.

LASER: Hobbyists, experimenters, amateur scientists. Build your own coherent-light optical laser. Complete instructions, schematic diagrams and parts list. \$6.00. Same as above. diode laser. \$3.00. Technical Writers Group, Box 5501, State College Station, Raleigh, N.C.

WALKIE-TALKIE. Construct 2"x1"x1/2" transistorized, long range, 100 milliwatt marvel for \$10. Plans, FREE GIFT, \$2.00. Baker Electronics, R.R. 1, Greencastle, Ind.

REVERBERATOR (Echo) UNIT—Build your own. Complete plans, schematic parts list—\$3.00. Use with automobile radio, home radio, or record player. Technical Writers Group, Box 5501, State College Station, Raleigh, N.C.

COMPONENTS? Kits? Hardware? For catalogue write Trans-Vu-Pacs, Box 267, Chelsea, Mass. 02150.

"GREAT BUYS" Catalog 10¢, 12VDC 4PDT Sealed Relays, 20,000 OHMS per Volt multimeter new with test leads, battery, leather case \$10.95, wire 1/2¢ Ft. Fertik's, 9th Tioga, Phila., Pa. 19140.

QSL's BROWNIE W3CJ1 3111A Lehigh, Allentown, Pa. 18103. Samples 10¢ with catalogue 25¢.

CONTROL TV AUDIO REMOTELY UNIT. Attach to speaker. \$5.50. Hall Electronics, 3950 E. Washington, Phoenix, Arizona.

FLASHLIGHT AND RECHARGING UNIT. Plugs into flashlight and into 12 volt car cigarette lighter. Uses standard batteries. \$5.50. Hall Electronics, 3950 E. Washington, Phoenix, Arizona.

NEED RESISTORS? Factory fresh, NAME BRAND, 1/2 watt, 10% standard carbon resistors. Any regular value from 10 ohms to 2.2 megohms, \$.05 each! Postpaid. Any quantity assorted. Minimum order \$1.00 TEPCO, Box 508, Tulsa, Tenn.

SAFEGUARD PRIVACY! New instrument detects electronic 'bugs', wire-tapping and snooping devices. Free information. Dee Equipment, Box 7263-E7, Houston 8, Texas.

TRANSISTORS—Miniature Electronic Parts. Send for free Catalog. Electronic Control Design Company, P. O. Box 1432K, Plainfield, N.J.

STOP THAT THIEF! Hundreds of thousands of automobiles are stolen every year. Countless thousands are broken into. Protect your car, mobile radio "Goodies," sales samples, or other valuables with a **WIGGINS VEHICLE THEFT ALARM.** Build it yourself with easily obtainable parts. Highly sensitive, it **LOCKS ON** if your car is molested, actuates an alarm signal rhythmically, then stops and re-arms itself when the car is not disturbed. Requires very little or **NO** battery current while armed. Can be used for trucks, trailers, boats, and small aircraft. Only \$2.00 postpaid (Check or money order) for a nine-page brochure of copyrighted circuits and instructions for assembly and installation. Wallace S. Wiggins, P.O. Box 448, Whittier, Calif. 90608.

HUGE excess inventory of new electronic components. \$1.00 buys \$10.00 worth of top quality resistors, transistors, capacitors, relays, etc. Don't miss this fabulous bargain, send \$1.00 per box to Baker Electronics, R.R. 1, Greencastle, Indiana, for prompt, postpaid delivery. Satisfaction guaranteed.

15 DISTANCE One-tube plans—25¢. "One-tube Handbook"—50¢. Includes Transistor experiments, catalog. Laboratories, 1131-L Valota, Redwood City, Calif.

TELEPHONE VOICE SWITCH: (LS-500). ACTUATES AUTOMATICALLY AND UNATTENDED ANY TAPE OR WIRE RECORDER. PICTORIAL INSTALLATION INSTRUCTIONS INCLUDED. \$23.75. POST PAID USA, WJS ELECTRONICS, 1525 NORTH HUDSON, HOLLYWOOD, CALIF. 90028.

INVESTIGATORS: KEEP IN STEP WITH ADVANCEMENTS IN THE ART OF ELECTRONICS FOR THE PROFESSIONAL. SEND \$1.00 FOR EQUIPMENT BROCHURE. WJS ELECTRONICS, 1525 NORTH HUDSON, HOLLYWOOD, CALIF. 90028.

BUG DETECTOR: WILL DETECT AND LOCATE SURREPTITIOUS TRANSMITTING DEVICES IN CONFERENCE ROOMS, HOME AND OFFICES, ETC. WRITE FOR DETAILS. WJS ELECTRONICS, 1525 NORTH HUDSON, HOLLYWOOD, CALIF. 90028.

DETECTIVES! Free brochures! Electronic intelligence devices for your needs and budget. **SILMAR ELECTRONICS**, 3476 N.W. 7th Street, Miami, Fla. 33125.

CBer's—SKYROCKET your audio output legally. Simplified instructions, \$1.00. Rugby, Box 47, Brooklyn, N.Y. 11203.

SPECIAL SALE: CLEGG VHF INTERCEPTER RECEIVER FOR 6 and 2 Meters—\$350.00. For Information Write: Gary Basile, 93 Westside Ave., Haverstraw, New York.

FREE Catalog of quality gifts for that special occasion. Modern Items Co. PE. 332 N. 81st, Seattle, Wash. 98103.

RECEIVER combining and muting unit three 600 ohm output circuits \$25.00. Bridge, 1019 Brookside, Independence, Mo. 64053.

HEATSINKS! Designed for 40 watt push-pull transistor amplifier. Only \$1.25. Send 15¢ for catalog. Franks Scientific Co., P.O. Box 1192, Corinth, Mississippi

SOLID-STATE MODULES, diodes, rectifiers, components. Free catalog. Crown, 6235 Natural Bridge, St. Louis, Mo. 63121.

"MIGHTY milliwatt" Transistorized citizen band transmitter for voice or radio control. Range over one mile. \$9.95. Rush delivery on American orders. **RUTE RADIO**, 3252 Revelstoke, Ottawa 10, Ontario, Canada.

RESISTORS, NEWEST TYPE METAL-FILM, COPPER CIRCUIT BOARD, CAPACITORS, TERMINAL BLOCKS, FREE CATALOG, FARNSWORTH ELECTRONIC COMPONENTS, 88 Berkeley, Rochester, New York 14607.

WE SELL CONSTRUCTION PLANS. Telephone Equipment: \$40 Answering Machine, \$15 Bell System type Speakerphone, Phoneirson, \$10 Legal Telephone Connector, Telephone Extension in your car, \$25 Automatic Dialer, Central Dial System. Television Equipment: \$50 Camera, \$10 3DTV Converter, \$35 All Electronic Color Converter, Video Recorder. For the Hobbyist: \$50 Ultrasonic Dishwasher, Transistorized Teletype, \$75 Electron Microscope, Electronic Tranquilizer, Private Eye Tail Transmitter, Police Radar Detector plus Legal Jammer, 96 hour Tape Music System, Convert Any Piano to a Player. Plans \$4.95 each. Air Mail Service 50¢ each. **FREE SUPER HOBBY CATALOG.** Dan Britton Enterprises, PO Drawer G, Waikiki, Hawaii 96815.

ELECTRONIC SURVEILLANCE EQUIPMENT, investigators, hobbyists. Free catalog. Fudalla, 448 Spadina Road, Toronto 10, Ontario, Canada.

FREE Catalog: Wholesale Electronics. Hundreds of items. **ROYAL**, Box 2591, El Cajon, Calif.

WANTED

CASH Paid! Unused tubes, electronic equipment. Barry, 512 Broadway, N.Y.C. 12.

QUICKSILVER, Platinum, Silver, Gold. Ores Analyzed. Free Circular. Mercury Terminal, Norwood, Mass.

ARC-27, ARC-34, ARC-38, ARC-44, ARC-52, ARC-55, ARC-73, ARC-84, RT-220c/ARN-21, APN-22, R-540/ARN-14c, ARN-18, ARN-59, 51X-2/17L-7, 17L-4, RT-68/GRC, Test Sets With ARM, UPM, URM, SG, Prefixes. Top Dollar Paid. Slep Electronics, Drawer 178ZD-PE, Ellenton, Fla. 33532.

HIGH FIDELITY

"LOW, Low quotes: all components and recorders. HiFi, Roslyn 9, Penna."

HI-FI Components, Tape Recorders, at guaranteed "We Will Not Be Undersold" prices. 15-day money-back guarantee. Two-year warranty. No Catalog. Quotations Free. Hi-Fidelity Center, 1797 (P) 1st Avenue, New York, N. Y. 10028.

FREE! Send for money saving stereo catalog #P7E and lowest quotations on your individual component, tape recorder, or system requirements. Electronic Values, Inc., 200 W. 20th St., New York, N.Y. 10011.

DO-IT-YOURSELF

ALLWAVE Radio Kit 12,000 Mile Range. Tube, Transistor Included \$3.00. Phones \$2.00. Box 131 Temple City, Calif.

POPULAR ELECTRONICS

SHORTWAVE LISTENING

SW PROGRAM GUIDE, easy to use. English programming. **DOUBLES LISTENING PLEASURE.** \$2.00. SWL Guide, 218 Gifford, Syracuse 2, N.Y.

HAM EQUIPMENT

CBER'S, HAMS, SWL'S! 3-30 MC Preselector kit, \$18.98. Clipper-filter kit, \$10.99; wired \$14.99. GW-10, GW-11, GW-12 Preselector kits, \$8.99, wired \$11.99. Free catalog. **HOLSTROM ASSOCIATES**, P. O. Box 8640-E, Sacramento, Calif 95822.

PLANS AND KITS

PROFESSIONAL NAB quality tape transports. Build yourself at amazingly low cost! Meticulously detailed plans tell how. Satisfaction guaranteed. Free particulars. **Pepke Laboratories**, 309-B West 19 Street, New York, N.Y. 10011.

REPAIRS AND SERVICES

TV Tuners rebuilt and aligned per manufacturers specification. Only \$9.50. Any make UHF or VHF. We ship COD. Ninety day written guarantee. Ship complete with tubes or write for free mailing kit and dealer brochure. **JW Electronics**, Box 51C, Bloomington, Indiana.

PATENTS

INVENTIONS; Ideas developed for Cash/Royalty sales. **Raymond Lee**, 1606G Bush Building, New York City 36.

INSTRUCTION

LEARN While Asleep, hypnotize with your recorder, phonograph. Astonishing details, sensational catalog free! **Sleep-Learning Association**, Box 24-ZD, Olympia, Wash.

FCC License in 6 weeks, First Class Radio telephone. **Results Guaranteed.** **Elkins Radio School**, 2603B Inwood, Dallas, Texas.

HIGHLY—effective home study review for FCC commercial phone exams. Free literature! **Cook's School of Electronics**, Craigmont, Idaho 83523.

REI First Class Radio Telephone License in (5) weeks **Guaranteed.** Tuition \$295.00. Job placement free. **Radio Engineering Institute**, 1336 Main Street, Sarasota, Fla.

ELECTRONICS—F.C.C. License Training—Correspondence, or resident classes. Free details. Write: **Dept. 3, Grantham Schools**, 1505 N. Western, Hollywood, Calif. 90027.

LEARN ELECTRONIC ORGAN SERVICING at home all makes including transistors. Experimental kit—trouble-shooting. Accredited **NHSC**, Free Booklet. **NILES BRYANT SCHOOL**, 3631 Stockton, Dept. A, Sacramento 20, Calif.

ELECTRONICS COURSE—\$2.00. A Complete basic electronics course for home study. **Hammond Home Study Courses**, Dept. PE-7, P. O. Box 332, DeLand, Fla. 32721.

HEALTH, Success, Self-culture Courses. Homestudy, Psychology, Metaphysics, Bible, Philosophy. Write, **INSTITUTE OF METAPHYSICS**, 1250 Indiana Street, Birmingham, Alabama 35224.

LEARN ELECTRICITY—200 experiments, \$1.00. **Cutziff**, 7 Valley View Road, Orinda, Calif. 94563

PICTORIAL Study In Radio. Free Details. **Dwight Cross**, 1212 Lynch, St. Louis, Mo. 63118.

FCC LICENSE TRAINING THROUGH TAPE RECORDED INSTRUCTION. **Bob Johnson Audio-Visual License Training**, 1201 Ninth, Manhattan Beach, Calif.

SPACE AGE REQUIREMENTS BRING ONCE IN LIFETIME OPPORTUNITY. INSTRUMENT, METER TECHNICIANS NEEDED. HIGH WAGES. **Steiman Electronics Training Division**, 1040 S. Worth St., Indianapolis 41, Indiana.

CLASSIFIED ADVERTISING ORDER FORM

Please refer to heading on first page of this section for complete data concerning terms, frequency discounts, closing dates, etc.

1	2	3	4	5
6	7	8	9	10
11	12	13	14	15
16	17	18	19	20
21	22	23	24	25
26	27	28	29	30
31	32	33	34	35

Words { @ 45¢ (Reader Rate) } = \$ _____
 { @ 75¢ (Commercial Rate) }

Insert _____ time(s) Total Enclosed \$ _____

NAME _____

ADDRESS _____

CITY _____ ZONE _____ STATE _____

Signature _____

WORD COUNT: Include name and address. Name of city (Des Moines) or of state (New York) counts as one word each. Zone or Zip Code numbers not counted. (Publisher reserves right to omit Zip Code if space does not permit.) Count each abbreviation, initial, single figure or group of figures or letters as a word. Symbols such as 35mm, COD, PO, AC, etc., count as one word. Hyphenated words count as two words.

PE-765

TUBES

BEFORE You Buy Receiving Tubes, Transistors, Diodes, Electronic Components and Accessories . . . send for Giant Free Zalytron Current Catalog, featuring Standard Brand Tubes: RCA, GE, etc.—all Brand new Premium Quality Individually Boxed, One Year Guarantee—all at Biggest Discounts in America! We serve professional servicemen, hobbyists, experimenters, engineers, technicians. Why Pay More? Zalytron Tube Corp., 469-E Jericho Turnpike, Mineola, N. Y. 11502.

TUBE Headquarters of the World! Free Catalog (tubes, electronic equipment) write! Barry, 512 Broadway, N.Y.C. 12.

RADIO & T.V. Tubes—33¢ each. Send for free list. Cornell, 4213 University, San Diego, California 92105.

TUBES "Oldies", latest. Lists free. Steinmetz, 7519 Maplewood, Hammond, Indiana 46324.

TAPE AND RECORDERS

TAPE Recorders, Hi-Fi, components, Sleep Learning Equipment, tapes. Unusual Values Free Catalog. Dressner, 1523PE, Jericho Turnpike, New Hyde Park 11, N. Y.

BEFORE Renting Stereo Tapes try us. Postpaid both ways—no deposit—immediate delivery. Quality—Dependability—Service—Satisfaction—prevail here. If you've been dissatisfied in the past, your initial order will prove this is no idle boast. Free Catalog. Gold Coast Tape Library, Box 2262, Palm Village Station, Hialeah, Fla 33012.

RENT Stereo Tapes—over 2,500 different—all major labels—free brochure. Stereo—Parti, 1616-PE Terrace Way, Santa Rosa, California.

TAPE-MATES MAKES AVAILABLE TO YOU—ALL 4-TRACK STEREO TAPES—ALL LABELS—POSTPAID TO YOUR DOOR—AT TREMENDOUS SAVINGS. FOR FREE BROCHURE WRITE TAPE-MATES CLUB, 5280—P. W. PICO BLVD., LOS ANGELES, CALIF. 90019.

STEREO TAPE. Save up to 60% (no membership fees). We discount recorders, batteries, accessories. We mail prerecorded tape, prepaid, anywhere that United States rates prevail. Free 60 page catalog. Saxitone, 1776 Columbia Road, Washington, D.C. 20009.

RENT 4-TRACK STEREO TAPES—Narrow it down, it has to be TRIMOR—Goodbye to partial satisfaction—Service and Dependability our keynote—ALL LABELS and TITLES—No Deposit—Postpaid both ways. (48 states)—FREE BROCHURE and TAPE CATALOG. TRIMOR Company P. O. Box 748, Flushing, N.Y. 11352.

TAPE RECORDER SALE. Brand new, latest models, \$10.00 above cost. Arkay Sales, 22-03 Riverside Ave., Medford, Mass. 02155.

TAPES COPIED—Any speed, stereo or mono. Professional quality. Only first quality blanks used. Prices available. KG, Box 5, Oskaloosa, Iowa.

EQUIPMENT

BARGAIN Electronics Catalog, 25¢. Electrolabs, Department D-645D, Hewlett, New York 11557.

PLASTICS

NEW Liquid Casting Plastic, clear, colors, Embed real flowers, butterflies, photos, coins. Send 25¢ for two handbooks, "How to Cast Liquid Plastics" and "How to Earn Extra Money at Home." Castolite, Dept. 108-G, Woodstock, Illinois.

INVENTIONS WANTED

INVENTIONS wanted. Patented; unpatented. Global Marketing Service, 2420-P 77th, Oakland 5, Calif.

PATENT Searches including Maximum speed, full airmail report and closest patent copies, \$6.00. Quality searches expertly administered. Complete secrecy guaranteed. Free Invention Protection forms and "Patent Information." Financial assistance available. Write Dept. 9, Washington Patent Office Search Bureau, 1426 G Street, N.W., Washington 4, D.C.

INVENTORS! Don't sell your invention, patented or unpatented, until you receive our offer. Eagle Development Company, Dept. P, 79 Wall Street, N.Y. 5, N.Y.

INVENTORS. We will develop, help sell your idea or invention, patented or unpatented. Our national manufacturer clients are urgently seeking new items for outright cash sale or royalties. Financial assistance available. 10 years proven performance. For free information, write Dept. 41, Wall Street Invention Brokerage, 79 Wall Street, New York 5, N.Y.

INVENTORS! Sell your invention for cash or royalties! Our client manufacturers eagerly seek new items. Patented. Unpatented. Financial assistance if needed. 25 years proven performance. For free information, write Dept. 20, Gilbert Adams, Invention Broker, 80 Wall St., New York 5, N.Y.

INVENTORS! Outright cash sale or royalties for your inventions. Patented. Unpatented. Active demand from our client manufacturers. Financial assistance available. Write Dept. 35, United States Invention Brokerage, 78 Wall Street, New York 5, N.Y.

INVENTORS Why Be Broke? We either Sell your invention or pay cash bonus. Write for details. Universal Inventions, Marion 2, Ohio.

MAGAZINES

FASCINATING New Magazine For Book Collectors! Information Free. TBA, Webster 37, New York.

GOVERNMENT SURPLUS

JEeps \$64.50 . . . Boats \$6.18 . . . Typewriters \$4.15 . . . Airplanes, Electronics Equipment, 100,000 Bargains Typically Like These Direct From Government in Your Area. For Complete Directory and Surplus Catalog Send Only \$1.00. Surplus Service, Box 820-J, Holland, Mich.

"GOVERNMENT SELLS"—Surplus Electronics; Oscilloscopes; Transceivers; Test Equipment; Radar; Walkie-Talkies; Boats; Jeeps; Aircrafts; Misc.—Send For—"U.S. Depot Directory-Procedure"—\$1.00—Service, Box 425 (ZE), Nanuet, N.Y.

GOVERNMENT Surplus. Complete Sales Directory \$1.00. Surplus Publications, Box 45781E, Los Angeles 45, Calif. **JEeps** — \$62.50, **TRANSMITTERS** — \$6.18, Typewriters \$4.15, Walkie-Talkies, Oscilloscopes, Multimeters. Typical Surplus Prices. Exciting Details Free. Enterprises, Box 402-B10, Jamaica 30, New York.

HYPNOTISM

FREE Hypnotism, Self-Hypnosis, Sleep Learning Catalog! Drawer H400, Ruidoso, New Mexico 88345.

HYPNOTIZE UNNOTICED! **PATENTED** new hand device makes you a Hypnotist first day or refund! Hypnotist's Handbook included! \$2.00. Hypnosis Foundation, Box 487, La Mesa 9, California.

BOOKS

ELECTRICAL Accessories, Controllers—12,500 Listings in German Export-Import Directory. \$5.95. Burke Associates, Manchester, Mass. 01944.

FREE Catalog 48 pages Electronic and Aerospace Books, Aero Publishers, Inc., 329 Aviation Rd. (PE), Fallbrook, Calif 92028.

FREE Book. Prophet Elijah Coming Before Christ. Wonderful Bible Evidence. PE Megiddo Mission, Rochester 19, N.Y.

BOOKS 15¢: electronics, electrobiology. List free. Electrocosmic, Clayton R2-1, Ga. 30525.

EDUCATIONAL OPPORTUNITIES

LEARN While Asleep. Remarkable, Scientific, 92% Effective. Details Free. ASR Foundation, Box 7021, Dept. e.g., Lexington, Kentucky.

FREE Education! Greater Success! Information Free! Cameo Enterprises, Carrolltown, Pa. 15722.

REAL ESTATE

FREE!—SUMMER CATALOG. Thousands of new properties described, new photos too—Land, farms, homes, businesses,—Recreation, Retirement. 481 offices, 34 states coast to coast, "World's Largest." Mailed **FREE!** **STROUT REALTY**, 50-ZD East 42nd St., New York, N.Y. 10017

FLORIDA WATER WONDERLAND—Home, cottage Mobilites. Established area. \$590 full price, \$9.00 a month. Swimming, fishing, boating. Write: Lake Weir, Box KG38, Silver Springs, Fla. AD 6-1070 (F-1)

FREE Real Estate **CATALOG!** 152-page **SUMMER** issue! Top Values in 28 states coast to coast! Our 40th year of dependable service. Farms, Ranches, Homes, Businesses, Waterfront, Recreation, Retirement Properties. **UNITED FARM AGENCY**, 612-B West 47th St., Kansas City, Mo. 64112, PLaza 3-4212.

MUSIC

POEMS wanted for songs and records. Send poems, Crown Music, 49-RB West 32, New York 1.

SONG ideas wanted. Write with Professional Songwriters. Share royalties. Songwriters' Associates, 236 West 55th Street, New York 10019-V.

RECORDS

DISCOUNT Records, All Labels—Free List. Write Cliff House, Box 42-P, Utica, N.Y.

PHOTOGRAPHY—FILM, EQUIPMENT, SERVICES

MEDICAL Film—Adults Only—"Childbirth"—1 reel 8mm \$7.50—16mm \$14.95. International-E, Greenvale, L.I., New York.

SCIENCE Bargains—Request Free Giant Catalog "CJ"—148 pages—Astronomical Telescopes, Microscopes, Lenses, Binoculars, Kits, Parts. War surplus bargains. Edmund Scientific Co., Barrington, New Jersey.

FREE illustrated photographic bargain book. Central Camera Co., Dept. 45-G 230 So. Wabash, Chicago, Ill.

July, 1965

MOVIE FILMS

COLLECTORS' ITEMS 8mm Color Films—**ROARING 64 INDY 500—188'**, \$11.95. **NBA BASKETBALL ACTION—200'**, \$16.95. **'65 ROSE PARADE—200'**, \$16.95. **'65 ROSE BOWL** (Michigan/Oregon State)—200', \$18.95. All color films ppd. **SPORTLIGHT FILMS**, 20-PE North Wacker Dr., Chicago, Ill. 60606.

AUTHORS' SERVICES

AUTHORS! Learn how to have your book published, promoted, distributed. **FREE** booklet "ZD," Vantage, 120 West 31 St., New York 1.

PHOTOGRAPHS

PHOTOGRAPHS and transparencies wanted, to \$500.00 each. Valuable information free—Write Intraphoto-PE, Box 74607, Hollywood 90004.

BUSINESS OPPORTUNITIES

INVESTIGATE Accidents—Earn \$750 to \$1,400 monthly. Men urgently needed. Car furnished. Business expenses paid. No selling. No college education necessary. Pick own job location. Investigate full time. Or earn \$6.44 hour spare time. Write for Free literature. No obligation. Universal, CZ-7, 6801 Hillcrest, Dallas 5, Texas.

VENDING Machines—No Selling. Operate a route of coin machines and earn amazing profits. 32-page catalog free. Parkway Machine Corporation, 715PE Ensor Street, Baltimore 2, Md.

ELECTROPLATING Equipment and supplies. All types for home workshops and industrial. Send \$1.00 (refundable) for equipment guide, formulas, operating data, catalog. HBS Equipment Division 90, 3543 East 16th, Los Angeles, California. 90023.

I MADE \$40,000.00 Year by Mailorder! Helped others make money! Start with \$10.00—Free Proof. Torrey, Box 3566-N, Oklahoma City 6, Oklahoma.

PIANO Tuning learned quickly at home. Tremendous field! Musical knowledge unnecessary. Information free. Empire School of Piano Tuning. Dept. PE, Box 327, Shendoah Station, Miami, Florida 33145. (Founded 1935.)

FREE Book "990 Successful, little-known Businesses." Work home! Plymouth-845G, Brooklyn 4, N.Y.

SELL CB EQUIPMENT—Dealerships available to aggressive people who can sell Citizens Band Radio full or part time. Knox Electronic, Dept 194, Galesburg, Ill. 61401.

PHOTOGRAPH accidents for Insurance Companies. \$10.00 hour, spare time. Not a school. Free Information. Underwriters ZDG, 7400 Pershing, St. Louis, Mo. 63130.

\$3,800.00 BUILDS \$8,000.00 Home Complete. Instructions—\$1.95. Svetowitz—Builders, 552 Front, Scranton, Pa. 18505.

DISC-JOCKEY—(\$20,000/year) free details. Box 3364, Anaheim, Calif.

MAILORDER Instruction Manuals! 400% Profits! Rein, 32 New York, Freeport 35, New York.

STAMPS

BARGAIN Stamp Approvals! Stearns, 406 South Second Street, Alhambra, Calif. 91802.

COINS

NOW! Get 3 Real Old Lincoln Cents! Send 10¢ and receive 1919, 1920 and 1925. (Only one set to a customer.) Other offers on approval. Littleton Coin Co., Littleton H12, N.H.

EMPLOYMENT INFORMATION

FOREIGN Employment. Construction, other work projects. Good paying overseas jobs with extras, travel expenses. Write only: Foreign Service Bureau, Dept. D, Bradenton Beach, Florida.

EMPLOYMENT Resumes. Get a better job & earn more! Send only \$2.00 for expert, complete Resume Writing Instructions. J. Ross, 80-34 Kent St., Jamaica 32, N.Y., Dept. PE.

CALIFORNIA employment. Names and addresses of 500 Southern California electronics firms \$3. Air Mail \$4. Spindler, P. O. Box 103, Canoga Park, Calif. 91305.

JOB HUNTING? For best results use a professional resume. Yours written for \$8.00 (send experience, education, etc.). Complete resume writing instructions \$1.00. F. Holder, Box 1364, Fleetwood Annex, Covina, Calif.

OVERSEAS FOREIGN U.S.A. All Trades, Crafts, Helpers, Occupations. Guaranteed openings. Immediate Placement. Permanent. High Wages. Modern Family Accommodations. Transportation Expenses. Free Information. Fast Reply. Global Employers, Box 286-W, Oroville, Calif.

PERSONALS

INVESTIGATORS, FREE BROCHURE, LATEST SUBMINIATURE ELECTRONIC SURVEILLANCE EQUIPMENT. ACE ELECTRONICS, 11500-K NW 7TH AVE., MIAMI 50, FLA.

INVESTIGATORS—Electronic surveillance devices. Price breakthrough on ultra miniature professional devices. Free details. Trol Electronics-PEP, 342 Madison Avenue, New York, N.Y.

MISCELLANEOUS

HYPNOTIZE secretly, cleverly, one glance . . . or money-back. \$2. Elton's, Box 18223-PE2, Indianapolis, Indiana, 46218.

BEERS, PEACH BRANDY, WINES—Strongest Formulas, \$2.00. (Complete brew supplies—hydrometers catalog 10¢)—Research Enterprises, 29-D Samoset Rd., Woburn, Mass.

FREE Wine Recipes and Home Brewing Supplies Catalog. Country Winemaker, Box 243E, Lexington, Mass. 02173.

POCKET RUBBER STAMP—\$1.00. Your name, address. Three lines. Nordlund, 7635 Irving Park, Chicago, Ill. 60634.

STAMMER—Stutter—No More. (Dr. Young.) Write: Gaucho, Box 9309-E8, Chicago 90.

SWEEPSTAKES contests. Let us help you win. Write for free information. General Contests, 1609-17 East 5th, Duluth, Minn. 55812.

HELP WANTED

EARN extra money selling advertising book matches. Free sample kit furnished. Matchcorp., Dept. M0-75, Chicago 32, Illinois.

POPULAR ELECTRONICS

July 1965

ADVERTISERS INDEX

READER SERVICE NO.	ADVERTISER	PAGE NO.
	American Basic Science Club, Inc	FOURTH COVER
	American Institute of Engineering & Technology	94
1	Amphenol Distributor Division, Amphenol-Borg Electronics	5
2	Amphenol Distributor Division, Amphenol-Borg Electronics	75
33	Antenna Specialists Co., The	31
3	B & K Manufacturing Co	1
	Bailey Institute of Technology	32
4	Browning Laboratories, Inc	28
	Capitol Radio Engineering Institute, The	9
	Central Technical Institute	94
	Christy Trades School	89
	Cleveland Institute of Electronics	82, 83, 84, 85
5	Cleveland Institute of Electronics	91
6	Conar	12
	Coyne Electronics Institute	77
	DeVry Technical Institute	3
7	EICO Electronic Instrument Co. Inc	6
	Edmund Scientific Co	80
29	Electro Products Laboratories, Inc	79
30	Finney Company, The	13
8	Fisher Radio Corporation	23
	Grantham School of Electronics	10
9	Hallcrafters	30
10	Heath Company	THIRD COVER
11	Hy-Gain Electronics Corporation	4
12	International Crystal Mfg. Co. Inc	34
13	Johnson Company, E.F.	25
14	Kinematix, Inc	30
15	Kuhn Electronics Inc	91
34	LTV University	80
16	Lafayette Radio Electronics	33
17	Metrotek Electronics, Inc	78
18	Milwaukee School of Engineering	20
19	Multi-Elmac Company	14
	Multicore	80
	National Radio Institute	SECOND COVER
	National Technical Schools	7
20	Precise Electronics & Development	10
21	Progressive "Edu-Kits" Inc	29
22	RCA Electronics Components and Devices	11
	RCA Institutes, Inc	16, 17, 18, 19
23	Radio Shack	21
35	Reading	89
24	Sams & Co., Inc., Howard W	26
25	Scott, Inc., H.H.	87
26	Shure Brothers, Inc	77
27	Sonar Radio Corporation	81
36	Spar Electronics	94
28	Turner Microphone Company, The	32
	Valparaiso Technical Institute	94
31	Walsco Electronics	28
32	Weller Electric Corp	8

CLASSIFIED ADVERTISING 95, 96, 97, 98, 99, 100.

**NOW SAVE
MORE with . . .**



**Deluxe "Master-Station"
Transceiver!**

Features 5 crystal-controlled transmit & receive channels; built-in 4-tone selective call—permits individual call of up to 20 units . . . eliminates unwanted CB conversations; all-channel receiver tuning; tuning meter; adjustable squelch; automatic noise limiter; built-in 3-way power supply . . . 6 or 12 v. DC, 117 v. AC. Includes cabinet, PTT mike, AC & DC power cables, & crystals for one channel (specify).
Kit GW-42, 23 lbs. . . .


Save \$20 . . . Now Only \$99.95!

**NOW SAVE
MORE with . . .**



**New "KW Kompact"
SSB Linear Amplifier!**

World's smallest . . . only 12" W x 3 3/8" H x 10" D! 1000 watts; 80 thru 10 meters; fixed or mobile.
Kit HA-14, 9 lbs. . . . \$99.95



**New Shortwave I
Radio!**
Covers 550 kc to
bands! 5" speaker
slide-rule dial, P
jack, low-boy
more!
Kit GR-64, 13 lbs.

**Full Details
CIRCLE NO**

this FREE CATALOG



Mail This Card Today!

Place
5c
Stamp
Here

**HEATH COMPANY
BENTON HARBOR, MICHIGAN 49023**

American Basic Science Club's Master Lab... a HOME SCIENCE LAB AND COURSE

You Get ALL the Following Equipment in 9 Monthly Kits

ELECTRICAL LAB

All the equipment for basic electrical experiments with Wheatstone Bridge (measures resistance), Magnetizer and De-magnetizer, Thermocouple, Potentiometer, Continuity Tester, Electrostatic Voltmeter, Selenoid Coin Tester, Electromagnetic Relay, Neon Lamp, Galvanometer, Induction Coil, Resistors, Chemicals and Electrodes for Plating and Electrolysis.



FOR SAFETY a step-down isolation Transformer provides required current.

(Available as a Separate Unit for \$8.95 Postpaid)

STROBE LIGHT

A Neon Lamp that flashes at intervals you can synchronize with the speed of rotating or vibrating objects in order to "freeze" their motion to permit close study and checking frequencies and RPM. Flashes are timed by a high speed Oscillator. Operates on the Master Lab DC Power Supply. (When bought as a separate unit uses a 90 V Battery that is included in unit price.)



(Available as a Separate Unit for \$7.95 Postpaid)

PHOTOELECTRIC RELAY

Crystal PhotoCell, Electronic Amplifier, Relay, Large Condensing Lens in Cabinet Mount. Features automatic "on-or-off" or holding circuit operation. Sensitivity Control, Plug-in Output for controlled circuit. Use for alarms, counters, etc. Operates on 115V AC. A basic unit for many exciting experiments.



(Available as a Separate Unit for \$8.95 Postpaid)

ANALOG COMPUTER

Electronic Computer multiplies, divides, calculates powers, roots, logarithms. Set up the problem on the scales of two linear potentiometers. Read the answer by listening for the null point on the third potentiometer. More accurate, educational, and practical than similar computers that sell for several times the price. Easy to assemble. Complete with Headphone.



(Available as a Separate Unit for \$4.95 Postpaid)

LIGHT AND OPTICS LAB

Exciting optical projects for the study of light. Equipment includes five Precision Lenses, Prism, Polarizing Filter, Diffraction Grating, Mirror, Telescoping Tubing, Lens Mounts, Tube Holders and Brackets. All the parts and instructions to build a Microscope Camera Obscura, Camera Lucida, Polaroscope, Photometer and many other optical devices.



(Available as a Separate Unit for \$5.95 Postpaid)

PHOTOGRAPHY LAB

A PRECISION 35MM ENLARGER... horizontal type with twin condensing lenses and 3" f/11 projection lens. Produces quality enlargements up to 8" x 10". Contact Print frame takes negatives up to 3 1/2" x 4 1/4". 9 Plastic Developing Trays, Neon Safelight, Tray Developer, Film Clips, Developing Chemicals, Printing and Enlarging Paper and Darkroom Handbook. Make quality enlargements for 6c. Make prints for only 2c.



(Available as a Separate Unit for \$9.95 Postpaid)

RADIO LAB AND COURSE

SHORTWAVE AND BROADCAST RADIOS. 3-tube regenerative circuit. Uses 115V AC house current. Complete with headset. CARBON MICROPHONE and 2-stage AUDIO AMPLIFIER. RADIO TRANSMITTER for code or voice. RIPPLE TANK WAVE GENERATOR with variable frequency. Produces waves, nodal lines, etc. Invaluable in understanding wave theory. SIGNAL TRACER, SOLDERING IRON and CONTINUITY TESTER. Valuable trouble-



shooting tools. Use explained in accompanying manual Simplified Radio-TV Servicing. CODE PRACTICE OSCILLATOR with manual "FCC to a Mom License." All you need to pass the FCC Ham License Exam.

An exciting learn-by-doing course and lab. You get more than 25 dollars worth of electronic parts by GE, RCA, MALLORY, STACKPOLE, TRIM, CINCH, CENTRALAB, and other reliable manufacturers.

(Available as a Separate Unit for \$17.80 Postpaid)

DC POWER SUPPLY

Changes regular 110-120V AC to the direct current required for electronic projects and experimenting. Consists of a Transformer, Vacuum Tube Rectifier, 20/20MFD Capacitor Filter Circuit, and a Potentiometer Voltage Selector. Dial Control for 0 to 85V. A safe isolated Power Supply that eliminates the need of expensive multi-volt batteries.



(Available as a Separate Unit for \$5.95 Postpaid)

PHOTOMICROGRAPHY LAB

"Projection-Type" Camera takes and prints pictures of subjects mounted on microscope slides. Enlarges up to 100 times. Takes the place of microscope, camera and printer. No other equipment needed. Includes: Developing Trays, Chemicals, Paper, Microscope Slides and Safe Light. Uses standard size of regular roll film.



(Available as a Separate Unit for \$7.95 Postpaid)

SLIDE PROJECTOR

Has interchangeable projection assemblies — one for standard 35MM slides, and the other, with greater magnification, for microscope slides. Comes with 140 watt GE Projection Lamp. Large Twin Condensing Lenses for extra brightness, sturdy Steel Housing with inner chimney and baffle for cool operation.



(Available as a Separate Unit for \$6.95 Postpaid)

LIGHT TRANSMITTER-RECEIVER

THE TRANSMITTER consists of a Light Source, a Modulating Reflector Diaphragm and an Optical Projection System. THE RECEIVER is a Two-Stage Audio-Amplifier, controlled by a Photo-electronic Cell that catches the projected light beam and causes the original sound waves to be reproduced in the headphones. Talking on a Light Beam.



(Available as a Separate Unit for \$14.95 Postpaid)

ATOMIC ENERGY LAB

ATOMIC CLOUD CHAMBER WITH PROJECTOR ILLUMINATOR. See the vapor trails of alpha and beta particles, and of cosmic rays. SPINTHARISCOPES. Shows exploding atoms. ELECTROSCOPE — metal housed with Stale and Magnifying View. Measures background radiation and tests sample sources. SAFE RADIOACTIVE MATERIALS. Alpha Source in handy container and Uranium Ore. Full instructions and explanations open up the fascinating field of nuclear physics.



(Available as a Separate Unit for \$6.95 Postpaid)

SPECTROSCOPE

Analyze spectra of glowing gases. See and identify the Fraunhofer Lines. A quality instrument featuring an easy-to-read built-in scale and a powerful condensing system for a bright spectrum. Equipment includes Alcohol Burner and a 2 Watt Neon Spectral Lamp. Full instructions cover theory and use.



(Available as a Separate Unit for \$5.95 Postpaid)

ULTRAVIOLET LAMP

140 watt filter type UV LAMP. Heavy metal cabinet. 6 Foot Cord, Rotary Switch. Produces dazzling color effects with invisible black light. Has many uses in the fields of Mineralogy, Crime Detection and Science. Accessories include Invisible Ink, Tracer Powder, Fluorescent Crayons.



(Available as a Separate Unit for \$6.95 Postpaid)

SURVEYOR'S TRANSIT

A practical Transit. 6X erect image telescope with Range Finder. Relics for measuring remote distances and heights. Vernier reading for both horizontal and vertical scales. Leveling Head with Thumb Screw Adjustment and Spirit Level. Clamps under head hold wooden legs of Tripod. (Legs not included.) Instructions cover elementary surveying, range-finding.



(Available as a Separate Unit for \$5.95 Postpaid)

TELESCOPE AND MOUNT

30X erect image. Extends to 30" length. Five ground and polished lenses. Ramsden Eyepiece. Study Equatorial Mount makes it easy to follow the movement of heavenly bodies. Mount has fittings for wooden legs that complete the tripod (legs not included).



(Available as a Separate Unit for \$4.95 Postpaid)

WEATHER STATION

A REMOTE READING ANEMOMETER AND WIND-VANE... Flashing Neon Lights on Indicator indicate board show wind speed and direction. Operates on less than 1 cent per month. Safety Power Cord makes all connections safe. 150 ft. of Lead-in Wire Plus — Air Tank Barometer with 4 ft. indicator column. Sling Psychrometer measures relative humidity. Rain Gauge measures rainfall to 1/100 inch. ALSO Cloud Chart, Weather Map and Forecasting Manual — a complete set-up for amateur meteorology.



(Available as a Separate Unit for \$7.95 Postpaid)

9 KIT MASTER LAB Includes ALL the Equipment for ALL the Above... only \$37.55

SEND \$2.00 WITH COUPON ONLY PAY \$3.95 PLUS POSTAGE FOR EACH OF THE 9 KITS... ONE-A-MONTH CANCEL ANY TIME YOU WISH — MONEY BACK IF NOT DELIGHTED

MULTI-USE DESIGN — A MASTER LAB FEATURE

All the above equipment, as separate units, adds up to \$14000

How can the 9 kit Master Lab have it all for only \$37.55?

Multi-use design is the answer. For example: The Slide Projector quickly and easily converts into the Photo-Enlarger, Spectroscope, Cloud Chamber Illuminator. Similarly, the Transit Head doubles as a Telescope Mount. Such multi-purpose design makes possible an all-science lab at an unheard-of low price. Multi-purpose design is used only where it is advantageous, and not for such applications as the permanently-mounted weather instruments, where it would not be practical.

KIT-A-MONTH — OR ALL AT ONCE

Get Master Lab on either plan (see coupon). You may start with the Kit-a-Month plan, and at any time get the balance of the 9 kit series in one shipment by sending \$3.95 for each of the unshipped kits.

SEPARATE UNITS ALL GOOD BUYS

You can order any of the individual units and be sure that it is a quality item and the best value in its field. The Master Lab, however, is the "buy of buys" and every science-minded person should try it.

NO EXPERIENCE NECESSARY — IT'S EASY! IT'S FUN!

You will enjoy the easy-to-use equipment and the exciting learn-by-doing course. The 9 instruction manuals and the 6 auxiliary text books are expertly written and clearly illustrated. Over 490 pages. Over 280 illustration. A real science course for a solid science background.

ACCLAIMED BY EDUCATORS

Everyone interested in science should have your enjoyable kits. You are doing a wonderful job.

Allen T. Ayers, Physics Dept.
Jamestown High School, Jamestown, N. Y.

FREE with first kit!

MYSTERY SNACK BOX

Yours to keep even if you return the kit for full refund

KIT-A-MONTH... THE EASY WAY TO A WONDERFUL LAB!

* You take only as many kits as you wish — no obligation.

* You may return any kit and receive full refund.

These "No Risk" assurances because we know you'll be amazed and delighted. The first kit will convince you that you want the Master Lab.

Send \$2 today — get your first kit on its way!

All Orders on 10 Day Approval — Your Satisfaction or Your Money Back

- Start sending me the MASTER LAB in 9 monthly kits. I enclose \$2.00 and will pay \$3.95 plus COD postage on receipt of each kit. I may cancel unshipped kits at any time.
- Send me complete MASTER LAB (all 9 kits) in one shipment I enclose \$37.55 Full Payment, Postage Paid.
- Send me only the _____ Unit. I enclose \$ _____ Full Payment, Postage Paid.

Name _____

Address _____

City & State _____ ZIP CODE _____

AMERICAN BASIC SCIENCE CLUB, INC.
501 East Crockett St., San Antonio, Texas 78207

A SPACE AGE HOBBY... EXCITING — REWARDING!