

**HOW TO START YOUR ELECTRONICS TRAINING**

# **POPULAR ELECTRONICS**

**MARCH  
1962**

**35  
CENTS**


MAC 3

## **BUILD**

**Thermistor Auto Temp Gauge  
Non-Polarized Voltmeter  
Long-Wave 2-Tube Converter  
and 5 other projects**

## **EMILY**

**ROBOT with a One Track Mind  
Complete plans start on p. 41**



*Precision performance  
is your passport to  
the amazing world of  
short-wave listening*



**hallicrafters**

5th and Kostner Avenues, Chicago 24, Illinois

"world-range" radio



S-119K Sky Buddy Receiver Kit—\$39.95. S-119 (factory wired and tested) \$44.95. Standard broadcast. Two short wave bands (2-5.5 Mc. and 5.7-16.4 Mc.). Superheterodyne circuit. Transformer-type power supply.




SX-62A Receiver—\$35.00. Standard and FM broadcast. Three short wave bands (1.62 Mc-109 Mc). Excellent audio. Slide rule dial. Single tuning control. Automatic noise limiter. Uses R-48 speaker. (\$19.95)



SX-110 Receiver—\$169.95. Standard broadcast. Three short wave bands (1550 kc-34 Mc). Slide rule electrical bandspread dial. Built-in "S" meter, antenna trimmer, crystal filter. Uses R-43 speaker (\$19.95).

S-120 Receiver—\$69.95. Standard broadcast plus three short wave bands (1650 kc-31 Mc). Three-way antenna system. Slide rule electrical bandspread dial. E. O. selectivity control.



Export Sales: International Division, Raytheon Mfg. Co., Waltham, Mass. Canada: Gould Sales Co., Montreal, P. Q.

The United States of America

NUMBER  
F1-19-7910

FEDERAL COMMUNICATIONS COMMISSION

RADIO TELEPHONE OPERATOR LICENSE

FIRST CLASS

(General Radiotelephone Certificate)

This certifies that

JOHN MICHAEL DOYLE

IS A LICENSED RADIO OPERATOR, AUTHORIZED, SUBJECT TO ANY SPECIAL ENDORSEMENT PLACED HEREON, TO OPERATE THE CLASSES OF LICENSED RADIO STATIONS FOR WHICH THIS CLASS OF LICENSE IS VALID UNDER THE ORDERS, RULES AND REGULATIONS OF THE FEDERAL COMMUNICATIONS COMMISSION, ANY STATUTE OF THE UNITED STATES AND ANY TREATY TO WHICH THE UNITED STATES IS A PARTY.

THIS LICENSE IS GRANTED UNDER THE AUTHORITY OF THE COMMUNICATIONS ACT OF 1934, AS AMENDED, AND THE TERMS AND CONDITIONS THEREOF AND OF ALL LEGISLATIVE ACTS, EXECUTIVE ORDERS, AND TREATIES TO WHICH THE UNITED STATES IS SIGNATORY, AND ALL ORDERS, RULES AND REGULATIONS OF THE FEDERAL COMMUNICATIONS COMMISSION, WHICH ARE BINDING UPON RADIO OPERATORS, ARE MADE A PART HEREOF AS THOUGH SPECIFICALLY SET OUT IN FULL HEREIN.

NEITHER THIS LICENSE NOR THE RIGHTS CERTIFIED TO HEREIN SHALL BE ASSIGNED OR OTHERWISE TRANSFERRED TO ANY OTHER PERSON.

PLACE AND DATE OF ISSUANCE: DETROIT, MICHIGAN

DATE AND TIME OF EXPIRATION: \_\_\_\_\_ ESTERN STANDARD TIME.

SPECIAL ENDORSEMENT

Wish this were yours?

Federal Communications Commission.

*John M. Doyle*  
(Licensee)

*Katherine M. Weston*  
(Acting Officer)

*L. J. ...*  
(Secretary)

NOT VALID UNTIL SIGNED

NRI ANNOUNCES A NEW COURSE TO PREPARE YOU FOR YOUR FCC COMMERCIAL LICENSE

Your "ticket" to a new career in the high paying, exciting field of Electronics is waiting for you. Since the early days of Radio, an FCC Commercial License has been the key to better jobs in Electronics. Now you can earn your First Class Radiotelephone License through NRI's new "Commercial License Course," designed to thoroughly prepare you through home-study to pass FCC exams. Future result: you'll eavesdrop on outer space, monitor TV shows, operate shipboard or aviation radio, or hold down other important jobs in the world of Electronic Communications.

Higher Pay, Brighter Future

Your FCC LICENSE assures prospective employers that you have a definite amount of Electronic "know-how." Coupled with your NRI DIPLOMA—known and respected by employers in Electronics for nearly 50 years—you can open many doors to a better future with higher pay, interesting work, more rapid advancement. This is not a "cram" course. NRI does not believe in such courses. NRI begins with fundamentals and goes on through the latest developments in Electronics. And because NRI has a greater enrollment than any other school of its type, your training costs you less than comparable courses offered by other schools. Get full details today, including information on our "Try It Sixty Days" plan. Mail the coupon now. National Radio Institute, Washington 16, D. C.

MAIL THIS COUPON

Train With The Leader



First Name in Electronics Training

NATIONAL RADIO INSTITUTE  
WASHINGTON 16, D. C. 2CD4

Please send me information on NRI's new FCC Commercial License Course. (No representative will call. Please PRINT)

Your Ticket to Better Jobs

Name \_\_\_\_\_ Age \_\_\_\_\_

Address \_\_\_\_\_

City \_\_\_\_\_ Zone \_\_\_\_\_ State \_\_\_\_\_

ACCREDITED MEMBER NATIONAL HOME STUDY COUNCIL

POPULAR ELECTRONICS is published monthly by Ziff-Davis Publishing Company at 434 South Wabash Avenue, Chicago 5, Illinois. Subscription Rates: One year United States and possessions, \$4.00; Canada and Pan American Union Countries, \$4.50; all other foreign countries, \$5.00. Second Class postage paid at Chicago, Illinois and at additional mailing offices. Authorized as second class mail by the Post Office Department, Ottawa, Canada, and for payment of postage in cash. March, 1962. Volume 16, Number 3.

# POPULAR ELECTRONICS



POPULAR ELECTRONICS is indexed  
in the Readers' Guide  
to Periodical Literature

This month's cover photo by Joe Petrovec

VOLUME 16

MARCH 1962

NUMBER 3

## Special Construction Feature

Emily—the Robot with a One-Track Mind.....Bernard Dickman 41

## Electronic Construction Projects

430 and Down.....Philip E. Hatfield, W9GFS 46  
Improved Expanded Scale Voltmeter.....Dorothy Louise Zachary 51  
The Magic Matrix.....Louis E. Garner, Jr. 55  
Idiot Lights Out—Meters In.....Charles Caringella, W6NJV 59  
Electronic Banjo—Revisited.....Louis E. Garner, Jr. 71  
One-Tube Regen Receiver.....Herb S. Brier, W9EGQ 80  
More Uses for Resistance Box.....Carleton R. Elliott 102

## Audio and High Fidelity

Hi-Fi Showcase..... 26  
Add "Realism" to FM Listening.....Art Trauffer 33  
The Soundliner.....John P. Boston 69  
Regal Sound from Regal 300 Kit..... 82

## Amateur, CB, and SWL

FCC Report.....Robert E. Tall 10  
New-Style CB Call-Signs..... 34  
Regency CB-27 Ranks High..... 50  
On the Citizens Band.....Dick Strippel, 2W1452 58  
Short-Wave Report: What Are the Facts About Radio Swan?.....Hank Bennett, W2PNA 77  
Across the Ham Bands: Reviewing the HX-11 Transmitter.....Herb S. Brier, W9EGQ 79  
Short-Wave Monitor Certificate Application..... 105

## Electronic Features and New Developments

POP'tronics News Scope..... 6  
Capacitor Function Quiz.....Robert P. Balin 54  
They'll Teach You Electronics at Home  
(Electronic Schools—Part 2).....John D. & Irene Lenk 63  
Crossword Puzzle.....Margaret Le Fevre 70  
Transistor Topics.....Lou Garner 74  
Carl and Jerry: Tunnel Stomping.....John T. Frye, W9EGV 83  
Hobnobbing with Harbaugh: A Peek at the POP'tronics Reader.....Dave Harbaugh 91  
Tips on Leg Tips.....John A. Comstock 99

## Departments

POP'tronics Bookshelf..... 16  
Letters from Our Readers..... 20  
Tips and Techniques..... 37  
Coming Next Month..... 38  
New Products..... 92

Copyright © 1962 by ZIFF-DAVIS PUBLISHING COMPANY. All rights reserved.

The Fisher KX-200 80-Watt Stereo Control-Amplifier StrataKit, \$169.50.\*



## It has four things that others haven't.

**1. StrataKit Construction.** Assembly by totally error-proof stages (strata). Each stage corresponds to a *separate* fold-out page in the Instruction Manual. Each stage is built from a *separate* transparent packet of parts. Major components come already mounted on the extra-heavy-gauge steel chassis. Wires are *pre-cut* for every stage—which means every page. Result: Absolutely equal success by the experienced kit builder or the completely unskilled novice!

**2. Built-In d'Arsonval Meter.** For laboratory-accurate adjustment of bias and balance. Assures peak performance from the start; permits 'touching up' for continued peak performance throughout the years, regardless of tube aging. No other single-chassis control-amplifier kit has this vital feature.

**3. Third-Speaker Output with Volume Control.** Blends the two stereo channel outputs to feed a third loudspeaker system—at *any* desired volume level. Ideal for center-channel stereo fill-in or for a mono extension speaker in another room of the home. A Fisher exclusive among control-amplifier kits.

**4. The Fisher Name.** No comment necessary.

USE THIS COUPON FOR FURTHER INFORMATION

Fisher Radio Corporation  
21-52 44th Drive, Long Island City 1, N. Y.

Please send me without charge the complete Fisher StrataKit catalogue.

NAME \_\_\_\_\_

ADDRESS \_\_\_\_\_

CITY \_\_\_\_\_ ZONE \_\_\_\_\_ STATE \_\_\_\_\_



PE311

\*Walnut or Mahogany cabinet, \$24.95. Metal cabinet, \$15.95. Prices slightly higher in the Far West.

# NEW! Mark II SUPER BEACON

with "STATIC SHEATH"

Improve signal/noise ratio  
up to 20 DB by eliminating  
precipitation static...

For the ultimate in CB base stations the MARK II SUPER BEACON offers the maximum possible gain... there is no more efficient, more rugged antenna made. Nineteen feet in overall length, the MARK II affords the utmost in performance by placing the radiated signal directly on the horizon for maximum contact with mobile units. The new MARK II, sheathed in protective, attractive grey plastic, is highly effective in eliminating precipitation static and can actually increase receiver sensitivity by as much as 20 DB by improving signal-to-noise ratio. The MARK II and the mobile HELI-WHIPS are the only CB antennas with this exclusive feature. Coax launcher-matcher cable eliminates inefficient, cumbersome ground radials and skirts, and features simplified clamp mounting for ease of installation.

## Less Noise—More Gain MARK HW HELIWHIP\*

mobile and marine antennas

Mark offers a complete line of compact, high efficiency antennas for vehicular and marine applications in the 27 MC Citizen Band. Marine HELIWHIP® with launcher-matcher cable eliminates metal ground plane. All models provide more gain and less reception noise than conventional steel whips.

\*HELIWHIP is a registered trade mark.  
U.S. Patent 2,966,679 U.S. Process Patent 2,938,210



See Your Electronic Parts  
Distributor for all Mark Mobile Antennas

# MARK MOBILE, Inc.

Dept. PE-3, 5441 West Fargo Ave.  
Skokie, Illinois

MMI

# POPULAR ELECTRONICS

World's Largest-Selling Electronics Magazine  
Net Paid Circulation 387,690

Publisher PHILLIP T. HEFFERNAN

Editor OLIVER P. FERRELL

Managing Editor JULIAN M. SIENKIEWICZ, WA2CQL

Art Editor JAMES A. ROTH

Associate Editors MARC E. FINKEL

RICHARD A. FLANAGAN

MARGARET MAGNA

Draftsman ANDRE DUZANT

Editorial Assistant MARY ANNE O'DEA

Editorial Consultant OLIVER READ, W4TWV

Contributing Editors H. BENNETT, W2PNA

H. S. BRIER, W9EGQ

J. T. FRYE, W9EGV

L. E. GARNER, JR.

D. STRIPPEL, 2W1452

Advertising Manager WILLIAM G. McROY, 2W4144

Advertising Service Manager ARDYS C. MORAN

ZIFF-DAVIS PUBLISHING COMPANY

Editorial and Executive Office (ORegion 9-7200)

One Park Avenue, New York 16, New York

William B. Ziff, Chairman of the Board (1946-1953)

William Ziff, President

W. Bradford Briggs, Executive Vice President

Hershel B. Sarbin, Vice President and General Manager

M. T. Birmingham, Jr., Vice President and Treasurer

Robert P. Breeding, Circulation Director

Charles Housman, Financial Vice President

Midwestern and Circulation Office (WAbash 2-4911)

434 South Wabash Avenue, Chicago 5, Illinois

Midwestern Advertising Manager JAMES WEAKLEY

Western Office (CRestview 4-0265)

9025 Wilshire Boulevard, Beverly Hills, California

Western Advertising Manager, WILLIAM J. RYAN, 11Q3002

Foreign Advertising Representative

D. A. Goodall Ltd., London, England



Member  
Audit Bureau of  
Circulations

**SUBSCRIPTION SERVICE:** All subscription correspondence should be addressed to POPULAR ELECTRONICS, Circulation Department, 434 South Wabash Avenue, Chicago 5, Illinois. Please allow at least six weeks for change of address. Include your old address as well as new—enclosing if possible an address label from a recent issue.

**EDITORIAL CONTRIBUTIONS** must be accompanied by return postage and will be handled with reasonable care; however, publisher assumes no responsibility for return or safety of art work, photographs or manuscripts.

Always say you saw it in—POPULAR ELECTRONICS

**NOW...GET  
EVERYTHING  
YOU NEED TO  
PREPARE TO EARN  
REAL MONEY IN**

# ELECTRONICS

From RADIO • TELEVISION • RADAR  
To GUIDED MISSILE CONTROL, etc.

One of  
Today's  
BRIGHTEST  
Opportunity Fields!



Today's great Electronics field offers you a chance of a lifetime to prepare for highly interesting work and a wonderfully promising future! With so many new developments coming up in Electronics, opportunities for trained men were never brighter. Send coupon for details.

Right in your own home you may now get one of today's most interesting . . . PRACTICAL WAYS to prepare for a good job or your own business in Electronics. No previous technical experience or advanced education are needed! DeVry Tech brings you a unique 3-WAY COMBINATION of texts, home movies and real equipment—the same type of basic equipment as found in our well-equipped Chicago and Toronto Laboratories.

### EMPLOYMENT SERVICE

. . . helps you get started toward a good job, or toward advancement in the company you now work for. FREE to all graduates.

### EARN WHILE YOU LEARN

DeVry Tech's practical program helps you to earn EXTRA MONEY in your spare time, servicing Radio and TV sets.

## Your Guide to PROFITABLE JOB OPPORTUNITIES

See how YOU may get ready for Jobs as:

- TV-Radio Broadcast Technician
- Color Television Specialist
- Radar Operator • Laboratory Technician
- Airline Radio Man • Computer Specialist
- Quality Control Manager
- Your Own Sales & Service Shop... PLUS MANY OTHERS

## SEND FOR FREE BOOKLET!

"One of North America's Foremost Electronics Training Centers"




Accredited Member  
of National Home  
Study Council

# DeVRY TECHNICAL INSTITUTE

CHICAGO 41, ILLINOIS

### E-X-C-L-U-S-I-V-E EQUIPMENT!

As part of your home laboratory projects, you BUILD and KEEP this fine quality combination 5-inch COLOR OSCILLOSCOPE and a Jewel Bearing VACUUM TUBE VOLTMETER. You will find this latest DeVry equipment ideal for helping you earn in your spare time while a student—and later when working full time in the field.



### HOME MOVIES

Thanks to this exclusive home training aid, many important fundamentals quickly become "movie clear." Now you can actually see electrons on the march and other "hidden actions"—a wonderful advantage that is almost like having a teacher at your side.




### 300 EXPERIMENTS

Build over 300 practical projects from many shipments of Radio-Electronic parts. You build and operate TV-Radio circuits . . . wireless microphone . . . and many other major projects—all designed to provide outstanding practical experience at home.



### BUILD AND KEEP A BIG 21-INCH TV SET

For added practical experience, you can also build and keep this quality 21-inch TV SET that provides TV reception at its finest (DeVry Tech also offers another home training without the TV set).



## MAIL COUPON TODAY!

DeVRY TECHNICAL INSTITUTE  
4141 Belmont Avenue, Chicago 41, Ill., Dept. PE-3-S

Please give me your FREE booklet, "Electronics in Space Travel," and tell me how I may prepare to enter one or more branches of Electronics.

Name \_\_\_\_\_ Age \_\_\_\_\_  
PLEASE PRINT  
Street \_\_\_\_\_ Apt. \_\_\_\_\_  
City \_\_\_\_\_ Zone \_\_\_\_\_ State \_\_\_\_\_

2046 Canadian residents address: DeVry Tech of Canada, Ltd.  
970 Lawrence Avenue West, Toronto, Ontario



◀ 100-LB. SHE E.E.—Out New Mexico way, pretty Joy Arthur asked not what her country could do for her, but what she could do for her country. Joy, a Purdue University graduate, is a project engineer at White Sands Missile Range, and her job takes her to telescope sites spread over an area of 5600 square miles. Joy decided to free her driver for other work by learning how to drive a heavy truck through the mesquite and boulders of America's only overland missile range. It took a lot of spunk, but she completed the heavy-truck training which included maintenance as well as driving skill. Quite an accomplishment for a little Philippine girl who became a citizen less than a year ago!



◀ TELESCOPE "RADAR"—LASER light is being tested for radar application by this dual-telescopic device designed at the U.S. Army Signal Research and Development Laboratory, Fort Monmouth, N.J. A pencil-thin beam of ruby-red light is fired at a distant object from one of the telescope tubes, and the reflection is registered in the other. The time it takes for the light to make a round trip gives an exact measure of the target's distance. It has been calculated that a LASER light beam a half inch wide, when properly focused, will spread less than two feet in a mile. Working in conjunction with standard radar devices, LASER light may well improve radar detection capabilities on earth as well as in the far reaches of outer space.



◀ HIGHWAY BIG BROTHER keeps an eye on motorists traveling along the busy John C. Lodge Freeway in Detroit. The General Electric closed-circuit television system helps the Michigan State Highway Department provide safer, faster, more convenient traffic flow on the six-lane route. Shown in the photo is the central control room where monitors display 14 camera images, providing the observer with a continuous view of a critical three-mile stretch of the Lodge Freeway. Prompt action is taken when congestion, emergencies, and stoppages occur. Speed limits can be reduced, lanes closed, and entrance ramps shut off—all from the operator's chair in front of the TV panel. In addition, the closed-circuit TV provides information on motorist behavior and reaction in high-speed traffic situations that may well influence future multi-lane freeway construction.



◀ POOL-SIDE ROMEOS will be on the lookout for these pretty lassies come summer. Why? Obviously, the attraction will be the new Toshiba 6-transistor superheterodyne which the Transistor World Corp. plans to market this year. The set is water-resistant and floats like a cork. The radio's screw-together case and silicon-coated speaker cone will help provide good listening in the water or out.

*(Continued on page 8)*



# GET YOUR First Class Commercial F.C.C. LICENSE IN 12 WEEKS!

## Is the course proven?

A high percentage of our fulltime resident students get their 1st class licenses within 12 weeks from the time they start the course. Intensive FCC license training is our specialty — not just a sideline.

## Is the course complete?

The Grantham course covers all the required subject matter completely. Even though it is planned primarily to lead directly to a first class FCC license, it does this by TEACHING you electronics.

## Is the course "padded"?

The streamlined Grantham course is designed specifically to prepare you to pass certain FCC examinations. All of the instruction is presented with the FCC examinations in mind. If your main objective is an FCC license and a thorough understanding of basic electronics, you want a course that is right to the point — not a course which is "padded" to extend the length of time you're in school. The study of higher mathematics or receiver repair work is fine if your plans for the future include them, but they are not necessary to obtain an FCC license.

## Is it a "coaching service"?

Some schools and individuals offer a "coaching service" in FCC license preparation. The weakness of the "coaching service" method is that it presumes the student already has a knowledge of technical radio. On the other hand, the Grantham course "begins at the beginning" and progresses in logical order from one point to another. Every subject is covered simply and in detail. The emphasis is on making the subject easy to understand. With each lesson, you receive an FCC type test so you can discover daily just which points you do not understand and clear them up as you go along.

For further details concerning F. C. C. licenses and our training, send for our FREE booklet



## Is the course guaranteed?

The now famous Grantham Guarantee protects your investment. When such "insurance" is available at no extra cost, why accept less?

## Is it a "memory course"?

No doubt you've heard rumors about "memory courses" and "cram courses" offering "all the exact FCC questions." Ask anyone who has an FCC license if the necessary material can be memorized. Even if you had the exact exam questions and answers, it would be much more difficult to memorize this "meaningless" material than to learn to understand the subject. Choose the school that teaches you to thoroughly understand — choose Grantham School of Electronics.

THE GRANTHAM FCC License Course in Communications Electronics is available by CORRESPONDENCE or in RESIDENT classes.

## Grantham Schools

1505 N. Western Ave.  
Los Angeles 27, Calif.  
(Phone: HO 7-7727)

408 Marion Street  
Seattle 4, Wash.  
(Phone: MA 2-7227)

3123 Gillham Road  
Kansas City 9, Mo.  
(Phone: JE 1-6320)

821-19th Street, W.W.  
Washington 8, D. C.  
(Phone: ST 3-3614)

### FIRST CLASS F.C.C. LICENSE IN 12 WEEKS

Grantham resident schools are located in four major cities — classes in F. C. C. license preparation are offered at all locations. New day classes begin every three months, and new evening classes begin four times a year.

MAIL COUPON NOW — NO SALESMAN WILL CALL →

Accredited by the National Home Study Council



(Mail in envelope or paste on postal card)

To: GRANTHAM SCHOOL OF ELECTRONICS  
NATIONAL HEADQUARTERS OFFICE  
1505 N. Western Ave., Hollywood 27, Calif.

Gentlemen:

Please send me your free booklet telling how I can get my commercial F.C.C. license quickly. I understand there is no obligation and no salesman will call.

Name \_\_\_\_\_ Age \_\_\_\_\_

Address \_\_\_\_\_

City \_\_\_\_\_ State \_\_\_\_\_

I am interested in:


Home Study,  Resident Classes 23-C

# NEWS SCOPE


Continued



◀ **LISTENING COMPUTER**—The ultimate in computers may very well be a machine that accepts oral commands, types out corporation balance sheets, evaluates census data, types letters to delinquent accounts, and performs many more still unthought of services. An experimental, but successful, voice recognition machine was demonstrated recently by its inventor, William C. Dersch, an IBM engineer. Tabled the "Shoebox" because of its size, the device does arithmetic on an adding machine at voice command. Shoebox recognizes 10 digits spoken naturally to it, as well as six control words instructing it to perform such arithmetic as plus, minus and total. When told, "seven plus three plus six plus nine plus five, sub-total," Shoebox converts the sounds to electrical pulses and programs the adding machine which prints out "30."



◀ **SILENT SENTRY** is a highly portable transistorized radar that reaches out through darkness, fog, and smoke to pick up and locate enemy soldiers and vehicles. A joint effort of the U. S. Army and the Sperry Gyroscope Co., it is the lightest ground surveillance radar yet produced. Although a two-man team normally operates the Silent Sentry, it can, if necessary, be set up and operated by one man. The use of batteries (providing silent operation) gives added security against detection; however, an engine-driven generator may be used when tactical conditions permit. A well-trained operator can not only distinguish men from moving vehicles but can also tell whether a man is walking or crawling by interpreting the tone in the headset. The Silent Sentry may replace the K-9 Corps and take canned dog food off the Quartermaster's inventory.



◀ **RAIN, RAIN, GO AWAY!** But before it does, New York University scientists will have recorded the size and number of drops, regardless of whether the precipitation is a slight drizzle or a heavy downpour. The data collected is automatically placed on punched tapes and eventually fed to a computer. From sorted and stored data, weathermen will learn more about how rain is formed, be able to perfect new radar water particle detection equipment, obtain new insights into soil erosion, and even help engineers design supersonic aircraft and jet engines with protection against rain damage.



◀ **HAIL THE QUEEN**—The first Miss Amateur Radio, Miss Marilyn Meyers, WV6RXU, has been selected and will reign over the 1962 Southwestern Division of the American Radio Relay League Convention to be held at the Disneyland Hotel in June. Queen Marilyn, who resides in Pasadena, is 21 years old, a graduate of Pasadena City College, and a former secretary of the San Gabriel Ramona Radio Club. Her Majesty became interested in amateur radio through mutual friends and received her ticket about nine months ago. Now let's see if Florida can come up with a W4 queen.

POPULAR ELECTRONICS

# The Same School That Originated The RTS BUSINESS PLAN

...NOW  
Proudly  
Presents...

## A SPECIAL COMPACT COURSE COVERING ALL THREE PHASES OF **ELECTRONICS**

The Entire Course Is Made  
Up Of The Following:

- 35 LESSONS COVERING BASIC AND INTERMEDIATE ELECTRONICS
- 9 EQUIPMENT KITS COMPLETE WITH TUBES AND BATTERIES
- SOLDERING IRON
- 25 LESSONS COVERING THESE ADVANCED ELECTRONIC SUBJECTS:

Thyratron Tubes • Semiconductors •  
Electronic Symbols and Drawings •  
Voltage-Regulators • Electronic-  
Timers • Control Systems • X-Rays •  
Photoelectric Devices • Dielectric  
Heating • Geiger Counters • Pulse  
Circuitry • Clippers and Limiters •  
Multivibrators • Electronic Counters •  
Radar • Magnetic Amplifiers • Analog  
Computers • DC Amplifiers • Digital  
Computers • Storage Systems • Input  
and Output Devices • Servomechanisms •  
Telemetering

- 60 EXAMINATIONS
- UNLIMITED CONSULTATION SERVICE
- KIT MANUALS
- DIPLOMA UPON GRADUATION

AND MUCH MORE...

**BASIC • INTERMEDIATE • ADVANCED  
DESIGNED FOR THE BUSY MAN OF TODAY**

This is MODERN training for the MODERN man. You'll find no "horse and buggy" methods here. Every page of this streamlined course is devoted to important Electronics principles and practical projects. You'll be amazed how fast you grasp Electronics the RTS way. RTS has combined modern THEORY and PRACTICE to make this the finest training program of its kind available!

**SATISFIES NOVICE, TECHNICIAN OR HOBBYIST**

Whether you're new to Electronics or an old "pro," chances are you'll find this to be the ideal course for you. The novice will appreciate the completeness of the training. It starts with the most basic considerations, covering each important point thoroughly, yet concisely. The technician will enjoy the practical review of fundamentals and profit from the 25 advanced subjects covered.

**RTS GIVES YOU "TOP MILEAGE" FOR YOUR TRAINING DOLLAR**

The price quoted below buys EVERYTHING — there are no extras to pay for. RTS has gone "all out" to give you the best training value in America. Why pay hundreds of dollars for training such as we offer when it's available for this LOW PRICE? If you can find a better training bargain... BUY IT!

**CAN BE COMPLETED IN MONTHS INSTEAD OF YEARS**

Some students will complete this course with "Jet-Like" speed but we allow up to two years if your circumstances require it. You study at your own rate. You are ENCOURAGED but not pushed. You'll find the lessons professionally written but easy to understand. LET US SEND YOU ONE OF THESE LESSONS ALONG WITH YOUR CAREER BOOKLET SO YOU CAN SEE FOR YOURSELF. NO OBLIGATION!

\*TERMS ALSO AVAILABLE

AS LITTLE AS...

**\$5.00** DOWN

**\$5.00** PER MONTH

THE FIRST TRAINING KIT IS SENT  
IMMEDIATELY UPON ENROLLMENT

COMPLETE  
COST...  
INCLUDES ALL KITS,  
TUBES, BATTERIES, ETC.  
**\$125.00\***

**DON'T LOSE OUT — FIND OUT!**

RTS ELECTRONICS DIVISION Dept. PE-32

815 E. ROSECRANS AVENUE LOS ANGELES 39, CALIFORNIA

Rush me full information by return mail. (Please Print)

Name \_\_\_\_\_ Age \_\_\_\_\_

Address \_\_\_\_\_

City \_\_\_\_\_ Zone \_\_\_\_\_ State \_\_\_\_\_

**NO SALESMAN WILL CALL ON YOU!**

RTS' Membership in  
The Association of  
Home Study Schools  
is your assurance of  
Reliability, Integrity and  
Quality of Training.



**RTS ELECTRONICS DIVISION**  
815 E. ROSECRANS AVENUE  
LOS ANGELES 39, CALIFORNIA

Est. 1922



**Rush  
Coupon  
for FREE  
FACTS!**



# FCC Report

☆☆☆☆☆ ☆☆☆☆☆☆☆☆☆☆☆☆☆☆☆☆☆☆☆

By **ROBERT E. TALL**  
Washington Correspondent

## Latest Flash on Tone Signals

**A** QUICK and easy way for a *progressive* Class D Citizens Band radio licensee to get himself ordered right off the air by the FCC is to follow the latest fad and equip his CB station with a do-it-yourself electronic signaling circuit which does nothing but send out a tone or whistle signal, thereby adding distinction to his station. Since this fad seems to be becoming standard operating procedure in some CB areas, a number of licensees were prompted to check its legality. They discovered that the use of identifying tone signals does *not* have the blessing of the Commission.

The FCC is trying to get "the word" out to CB'ers before the electronic signaler causes a national crisis in the Citizens Radio Service of the same magnitude as that stemming from the original misconception by thousands that the CB service was to be a poor man's "ham" band. Specifically, the Commission is advising its licensees that "the use of tones, whistles, bird calls, etc., for no purpose, or for no purpose other than to attract the attention of persons hearing them, is not authorized for Class D Citizens stations."

According to the agency, there is a perfectly *valid* place in the Class D service for tone signals or signaling devices used to establish and maintain voice communications between stations. But these tone signals are not to be used to let anybody who might be tuned to the channel you're using know that your station is transmitting. An example of a permissible arrangement, the FCC says, "is the transmission of a tone of a particular frequency (i.e., subaudible) to turn on the loudspeaker of a receiver which is *designed* to respond only to that specific tone," in order to "provide relief from hearing unwanted voice communications addressed to other stations."

Field inspectors of the FCC are on the  
(Continued on page 14)

# THE TURNER 254C

## NEW BASE STATION MICROPHONE TO IMPROVE CB PERFORMANCE

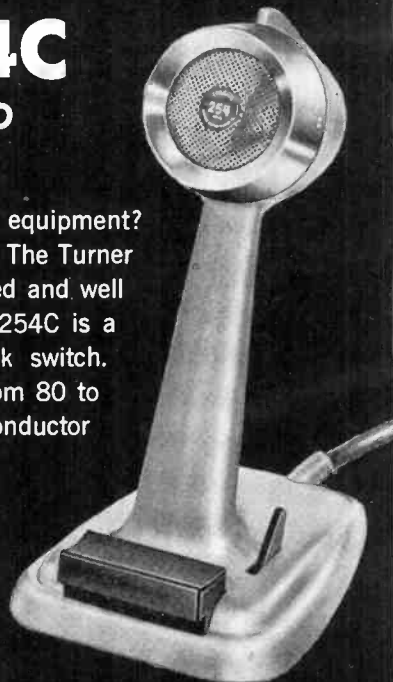
Not getting the performance you'd like from your CB equipment? The trouble could be in your present base station mike. The Turner Model 254C is the ideal replacement—attractive, rugged and well below the price you might expect to pay. The Model 254C is a ceramic microphone with on-off push-to-talk and lock switch. Durable gray hammertone finish. Smooth response from 80 to 7,000 cps. Level: -54 db. Cable is 7 feet long, single conductor shielded. Economy-priced at only \$14.10 net.

FOR MORE INFORMATION WRITE:



**THE TURNER MICROPHONE COMPANY**

946 17th Street NE,  
Cedar Rapids, Iowa





Accredited by the National Home Study Council

good training  
doesn't cost . . .  
it pays!

# How To Get an

# FCC License (Commercial)



## An FCC License Or Your Money Back!

Completion of the Master Course (both Sections) will prepare you for a First Class Commercial Radio Telephone License with a Radar Endorsement. Should you fail to pass the FCC examination for this license after successfully completing the Master Course, you will receive a full refund of all tuition payments. This guarantee is valid for the entire period of your enrollment agreement.

## Increase Your Technical Knowledge

Get a government license plus an understanding of such electronic applications as computers . . . industrial electronics . . . radar . . . communications . . . and many more.

## Get This Handy Pocket Electronics Data Guide

# Free . . .

Puts all the commonly used conversion factors, formulas, tables, and color codes at your fingertips. Yours absolutely free if you mail the coupon today. No further obligation.

## Not for Beginners!

Please inquire only if you really want to get ahead and to add to what you have already learned in school, in the service, or on the job. Some previous schooling or experience in electronics, electricity, or related fields is necessary for success in Cleveland Institute of Electronics programs.

## Cleveland Institute of Electronics

1776 E. 17th Street Desk PE-88 Cleveland 14, Ohio

March, 1962

## Get All 3 Booklets Free!



### Cleveland Institute of Electronics

1776 E. 17th Street, Desk PE-88, Cleveland 14, Ohio

Please send Free Career Information Material prepared to help me get ahead in Electronics and a free copy of your "Pocket Electronics Data Guide." I have had training or experience in Electronics as indicated below:

- |   |   |
|---|---|
| <input type="checkbox"/> Military           | <input type="checkbox"/> Broadcasting       |
| <input type="checkbox"/> Radio-TV Servicing | <input type="checkbox"/> Home Experimenting |
| <input type="checkbox"/> Manufacturing      | <input type="checkbox"/> Telephone Company  |
| <input type="checkbox"/> Amateur Radio      | <input type="checkbox"/> Other.....         |

In what kind of work are you now engaged?

In what branch of Electronics are you interested?

.....

.....

Name.....Age.....

Address.....

City.....Zone.....State.....

PE-88


# AUTHENTIC! COMPLETE! MODERN!



## DOWN-TO-EARTH TRAINING

that helps you repair any TV or radio set ever made!

Let these two famous training books teach you to handle all types of AM, FM and TV service jobs by approved professional methods—and watch your efficiency and earnings soar! Almost 1500 pages and over 800 clear pictures and diagrams explain EVERY troubleshooting and repair operation as clearly as A-B-C. No needless mathematics. No involved theory. You get straight-from-the-shoulder training of the type that teaches you to do the best work in the shortest time!



**SAVE \$2.00** Make your service library complete! Get both these famous Ghirardi books at a saving of \$2.00 under the regular price. See MONEY-SAVING COMBINATION OFFER in coupon.

### 1 Complete Training in MODERN CIRCUITS

You can repair ANY radio, TV or other electronic equipment lots easier, faster and better when you're fully familiar with its circuits and know just why and how each one works... and that's exactly the kind of specialized training you get in Ghirardi's 669-page Radio & TV CIRCUITRY AND OPERATION training guide. It gives a complete understand-

ing of basic modern circuits, then shows what troubles to look for and how to eliminate needless testing and guesswork in servicing them. Throughout, it gives you the above average training that takes the headaches out of troubleshooting and fits you for the best-paid servicing jobs. 417 clear illustrations. Price \$9.00 separately.

### 2 Complete guide to PROFESSIONAL SERVICE METHODS

RADIO & TV TROUBLESHOOTING AND REPAIR is a complete 822-page guide to professional service methods—the kind that help you handle jobs faster more profitably. For beginners, this giant book with its 417 clear illustrations is an easily understood course in locating troubles fast and fixing them right. For experienced servicemen, it is an ideal way to

develop better methods and shortcuts; or to find fast answers to problems. You learn troubleshooting of all types from "static" tests to dynamic signal tracing methods. Step-by-step charts demonstrate exactly what to look for. A big television section is a down-to-earth guide to all TV service procedures. Price \$10.00 separately.

## LEARN ELECTRIC MOTOR REPAIR!

Handle ANY Job from minor repairs to complete rewinding.



It pays to train for something different! ELECTRIC MOTOR REPAIR is a complete guide that helps you cash in on this growing field. Shows how to handle all repair jobs (including complete rewinding) on practically ANY AC or DC motor or generator in common use—from fractional horsepower to giant industrial motors. Special duo-spiral binding brings text and related how-to diagrams side by side so that you learn fast, easily and right. It's the ideal book whether you want to train for a good-pay motor repair job or simply want to fix motors as a sideline or hobby! 560 pages; over 900 pictures. Price \$9.25.

## SHORT CUTS TO TV REPAIRS!

Eliminate needless testing!



Just turn the dial of the pocket-size PIX-O-FIX TROUBLE-FINDER GUIDE! When

the picture in the PIX-O-FIX window matches the image on the TV screen—presto!—you've got your clue. PIX-O-FIX shows the likely causes of the trouble—indicates the receiver section involved—then gives clear repair instructions. Two PIX-O-FIX units Nos. 1 and 2 cover 48 different TV troubles. Together, they're a comprehensive guide to quick "picture analysis" servicing of any TV. Price only \$3.95 for the two.

## CASH IN ON APPLIANCE REPAIRS!



ONLY \$6.75 FOR THE COMPLETE TRAINING

Save on repair bills! Earn in spare time!

When you consider the prices charged for electrical appliance repairs these days you'll quickly recognize the tremendous money-making opportunities open to trained men in this literally tremendous field!

At only a small fraction of prices charged for mail-order training courses, this 370-page, low cost book teaches you step-by-step how to repair practically any home electrical appliance. Troubleshooting charts help you locate faults quickly. Book even explains how to make your own inexpensive test tools and trains you in modern appliance refinishing methods. Includes specific service details on: Std. & automatic washers; irons; toasters; rangers; cleaners; mixers; hot plates; razors; clocks; motors; water heaters; bottle warmers; waffle irons, and many more. Price \$6.75.

## DON'T THROW OLD RADIOS AWAY!



Fix them fast... without useless testing

Just look up the how-to-do-it data on that old radio! Four times out of 5, this giant, 3½-pound, 744-page Ghirardi RADIO TROUBLESHOOTER'S HANDBOOK tells what is likely to be causing the trouble... shows how to fix it. No useless testing. Covers every model made by 202 mfrs. from 1925 to 1942. The only guide of its kind still in print. Cuts service

time in half! Includes common trouble symptoms and their remedies for over 4,800 models of old home, auto radios and record changers. Airline, Apex, Arvin, Atwater Kent, Belmont, Bosch, Brunswick, Clarion, Crosley, Emerson, Fada, G-E, Kolster, Majestic, Motorola, Philco, Pilot, RCA, Silvertone, Sparton, Stromberg and dozens more. Price \$10.00.

## Get Your COMMERCIAL OPERATOR'S LICENSE!



Train for better pay... in radio's most interesting jobs!

Start training TODAY for one of radio's most fascinating, best paid jobs as a commercial

operator aboard ship, in aviation, broadcasting, telecasting and other places where an FCC license is a "must". LICENSE MANUAL FOR RADIO OPERATORS by J. R. Johnson is a quick, low cost guide to help you breeze through FCC exams. Written so you easily understand and remember it. Reviews almost 2200 typical exam questions so you'll know what to expect and be prepared. Only \$6.75.

# SPECIALIZED TRAINING GUIDES!

*Complete, Easy-to-Understand!*

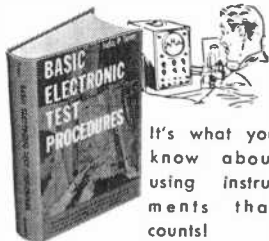
Each of these famous books is the equivalent of a complete training course in its subject—written for fast, easy understanding—and priced far less than you might ordinarily expect to pay for

such remarkably complete and authentic training. Hundreds of thousands of copies have been sold for home study purposes—because they are so clearly written and so remarkably complete.

## PRACTICAL TV SERVICING

JUST OUT!

### Guide to ELECTRONIC TEST PROCEDURES!



It's what you know about using instruments that counts!

Rufus P. Turner's 316-page BASIC ELECTRONIC TEST PROCEDURES manual with more than 150 illustrations, pattern photos and procedure diagrams teaches you to test any circuit, equipment or component in a fraction of the usual time. It is a complete course in professional testing techniques! For instance, you learn to check for distortion by the scope, rejection filter, harmonic distortion meter, wave analyzer or oscillator methods. You learn to measure resistance with a current meter, a volt-ammeter, voltmeter, ohmmeter, or via the bridge method—and so on.

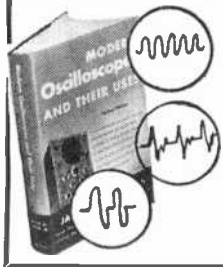
Includes Current checks; measuring Power, Capacitance, Resistance, A-F, RF Phase, Distortion & Modulation; testing Tubes and Semiconductors; testing Amplifiers; checking Sensitivity, RF Gain, Fidelity, AVC Voltage, etc. Even includes industrial electronic test procedures. Price \$8.50.



Most complete, genuinely helpful television training in 10 years!

Written by a man who has actually done the work himself and knows how to make things clear, this big, fully revised book is an up-to-the-minute guide to modern Television trouble-shooting and repair procedures. Saves experienced men loads of time! Is a complete training course for beginners.

### Here's What You Need to Know About SCOPES!



Men who really know how to use oscilloscopes locate troubles faster, repair them more accurately—and this famous manual teaches you the methods they use. In short, MODERN OSCILLOSCOPES AND THEIR USES gets right down to earth in bringing you the complete "know how" of using the handiest, most versatile instrument of them all!

Particular attention is paid to reassignment proce-

dures. Every detail of testing is explained from connecting the 'scope and setting its controls to adjusting components in the chassis being tested. Illustrated instructions teach you to analyze patterns. Even includes data on quantitative measurements (as used in color TV servicing) and use of 'scopes in industrial electronics and atomic work. 370 illustrations.

Price \$8.75.

### The "Cream" of Modern Television Service Methods—Clearly Explained

First, PRACTICAL TELEVISION SERVICING by J. R. Johnson acquaints you with receiver layouts, sections and construction. A big *troubleshooting* section teaches you to pinpoint troubles in a minimum of time. *Case histories* on specific service calls demonstrate service procedures as clearly as A-B-C. Over 40 pages describe *critical alignment procedures* including connecting and adjusting instruments. *Common faults* in TV circuits are explained section by section. A chapter on Color Television principles brings you up-to-date in this growing field.

448 pages and over 325 illustrations help you handle any job by approved professional methods—help you say "goodbye" to guesswork on even the toughest jobs! Price \$7.95.

### NEW! Practical guide to SEMICONDUCTORS

USE COUPON FOR 10 DAY FREE TRIAL



- Diodes
- Transistors
- Thermistors
- Varistors
- Rectifiers
- Photo cells, etc.

**PLUS**  
use, test and measurement data

This down-to-earth, 278-page book gives you a good working knowledge of all commonly used semiconductors. It answers your questions. It makes semiconductor construction, circuit applications and use understandable without a lot of highly technical training. In short Rufus P. Turner's SEMICONDUCTOR DEVICES has been specifically written for technicians, servicemen and experimenters who now find these tiny devices so important in their work. Standard and special types are explained. Over 250 illustrations demonstrate semiconductor circuitry, operational and construction features. Semiconductor test and measurement methods are described in detail. Price \$7.50. Use coupon.

Dept. PE-32, Technical Division, HOLT, RINEHART & WINSTON, Inc., 383 Madison Ave., New York 17, N. Y. #623900

Send books checked for 10 DAY FREE EXAMINATION at prices indicated plus postage. *Sure!* Send cash with order and we pay postage. Same 10 day return privilege with money promptly refunded.

**MONEY-SAVING SERVICE TRAINING COMBINATION**—Radio & TV Circuitry & Operation; and Radio & TV Troubleshooting & Repair, only \$17 for both books. (Regular price \$19 separately—you save \$2.00).

Check here to order Individual Books

- |  |  |
|--|--|
| <input type="checkbox"/> Radio & TV Circuitry and Operation (#708214) . . . . . \$ 9.00  | <input type="checkbox"/> License Manual for Radio Operators (#708537) . . . . . \$6.75 |
| <input type="checkbox"/> Radio & TV Troubleshooting and Repair (#708578) . . . . . 10.00 | <input type="checkbox"/> Basic Electronic Test Procedures (#708933) . . . . . 8.50     |
| <input type="checkbox"/> Electrical Appliance Service Manual (#708172) . . . . . 6.75    | <input type="checkbox"/> Modern Oscilloscopes & Their Uses (#708818) . . . . . 8.75    |
| <input type="checkbox"/> Radio Troubleshooters' Handbook (#708297) . . . . . 10.00       | <input type="checkbox"/> Semiconductor Devices (#709003) . . . . . 7.50                |
| <input type="checkbox"/> Electric Motor Repair (#708335) . . . . . 9.25                  | <input type="checkbox"/> Practical Television Servicing (#705057) . . . . . 7.95       |
| <input type="checkbox"/> FIX-O-FIX Trouble Finder Guides (#708412) . . . . . 3.95        |  |

(OUTSIDE USA—Add 50c to each book. Cash with order, but money refunded if books are returned in 10 days.)

Name .....

Address .....

City ..... Zone.....State.....

(Above offers expire Dec. 15, 1962)

build  
your  
own

## REK-O-KUT professional turntable



only  
**\$59<sup>95</sup>**

Model  
K-33H  
(33 $\frac{1}{3}$  rpm)

Own the only turntable accorded professional acceptance. Assembles in a half hour, using just a screwdriver. Same features and performance as factory-assembled Rek-O-Kuts—hysteresis synchronous motor, Rekothane belt drive for lowest rumble ever achieved! Two-speed K-34H model 33 $\frac{1}{3}$  & 45 rpm) also available \$69.95. Tonearm, base and Auto-Poise for automatic tonearm operation, extra.

SEND FOR FREE INFORMATIVE CATALOG



REK-O-KUT CO., INC.  
Dept. PE-3, 38-19 108th St., Corona 68, N.Y.

Name \_\_\_\_\_

Address \_\_\_\_\_

City \_\_\_\_\_ Zone \_\_\_\_\_ State \_\_\_\_\_

## CB Owners: IT'S WHAT GOES OUT ON THE AIR THAT COUNTS!

Get maximum amplifier output and outstanding performance from your 5-watter by using famous PR CRYSTALS. These high-active crystals get greater distance than ordinary sluggish crystals. Clearer reception too. Put PR Crystals in your set today, and get the STRONGEST SIGNALS POSSIBLE WITHIN POWER LIMITS.

### SWITCH TO A BETTER CHANNEL

Be smart... have several sets of PR Crystals... two or three sets at least. Then you can switch channels at will, to avoid jamming. PR CRYSTALS ARE AVAILABLE IN ALL 23 CITIZENS BAND CHANNELS.

Type Z-9R, Calibrated .005%, \$2.95 each. EVERY PR CRYSTAL IS UNCONDITIONALLY GUARANTEED.



Get PR's Now From Your Jobber.

**PETERSEN RADIO CO., INC.**

2800 West Broadway  
Council Bluffs, Iowa

## FCC Report

(Continued from page 10)

lookout for abuses of the tone signaling feature, so if you're wired in for a signaler at the moment, get unwired—unless you're sure your tone signal setup is permissible.

**Spectrum Space.** In the ground swell of opinion reaching Washington with respect to the crowded condition on the two-way communication frequencies, CB'ers are being called on to take a real stand.

Manufacturers of mobile radio equipment, of all types, are pointing out that there is no reasonable place to turn for communication growth other than the television frequencies which are *unused* in many areas of the country, and little used in other sections. And the users of the two-way equipment for business, industry, and public safety purposes are becoming willing partners in the request for additional frequency space for their needs.

Citizens Band licensees are going on record at the Commission and in the halls of Congress in growing numbers in support of better overall frequency spectrum management by the government—to ease the current situation in which the military has a lock on a substantial portion of the spectrum and television allocations have sewed up most of the remainder of the frequencies.

Look for increased efforts by communications people in the coming year to dispel the opinion being planted by current v.h.f. TV broadcasters that television needs both the 12 v.h.f. TV channels and the 70 u.h.f. channels which are now lying dormant in most parts of the nation.

The FCC is attempting to boost the use of u.h.f. television through "deintermixing" television areas, that is, setting up u.h.f. "islands" so that the u.h.f. stations will not have to compete with v.h.f. stations. The big point expected to be pushed by the two-way communications users who urgently need additional frequency space is that the current TV deintermixture proposals—as well as longer range plans to move all of television to the u.h.f. spectrum—are based on the premise that the country will receive *more* and *better* television than before.

The proposals are to be geared so that the individual TV set owner will not be affected by the transition from v.h.f. to u.h.f. Since the plan would be put into effect over a long enough period of time, all existing v.h.f. receivers will have become obsolete by the time the program is completely u.h.f.

The first *real* drive by the communications industry to let the general public know that it needs frequency space for the good of the country has begun.



# FREE!

## LAFAYETTE

**340 PAGE**  
**1962 Lafayette Radio Electronics**  
**CATALOG # 620**

*"America's Hi-Fi & Electronics Shopping Center"*

Yours free for the asking — the biggest, best and most comprehensive catalog in the 41-year history of Lafayette Radio. Audiophile, Experimenter, Hobbyist, Technician, Engineer, Student, Serviceman, Dealer — you'll find what you want in this latest Lafayette catalog.



**COMPLETELY WIRED, FULL SIZE TUBE TESTER**  
**TE-15.....19.95**



**SUPERHETERODYNE COMMUNICATIONS RECEIVER**  
**KT-200, Kit.....64.50**  
**HE-10, Wired.....79.95**



**10,000 OHMS-PER-VOLT MULTITESTER**  
**TE-10.....9.95**



**CITIZENS BAND MOBILE ANTENNA WHIP**  
**HE-800WX.....6.95**



**NEW! KORDEX<sup>TM</sup> TRANSISTORIZED SEMI-K1<sup>TM</sup> TAPE RECORDER**  
**RT-201.....17.55**



**NEW! FM MULTIPLEX ADAPTER**  
**LT-200.....39.50**

**LARGEST STOCK SELECTION.** Stereophonic Hi-Fi equipment, Citizens Band, Ham and Amateur equipment, Radio & TV parts, Optics, Industrial Supplies, and much more, including all the favorite name brands.

**LAFAYETTE EXCLUSIVES.** Featured are the famous Lafayette Kits . . . dollar for dollar the best value for your money today. You'll also see hundreds of Lafayette specials . . . available only from Lafayette. And, as always, **SATISFACTION GUARANTEED OR MONEY REFUNDED.**

**LOWEST PRICES.** You'll save money too with Lafayette's low, low prices. The lowest prices are always in the Lafayette catalog.

**24-HOUR SERVICE.** Quick, courteous service is your guarantee at Lafayette. Most orders are fully processed within 24 hours after receipt in the mail Order Division.

**NEW EASY-PAY PLAN.** Now, **NO MONEY DOWN . . .** up to 24 months to pay.

**LAFAYETTE'S**  
**NEW MAIL ORDER HEADQUARTERS**  
**111 JERICHO TURNPIKE**  
**(2 Blocks West of South Oyster Bay Rd.)**  
**SYOSSET, LONG ISLAND, NEW YORK**



**LAFAYETTE RADIO, Dept. IC-2**  
**P. O. Box 10, Syosset, N. Y.**

Rush my FREE Lafayette 1962 Catalog 620  
 Please send me # \_\_\_\_\_, shipping charges collect.  
 I am enclosing \$ \_\_\_\_\_


Name \_\_\_\_\_  
 Address \_\_\_\_\_  
 City \_\_\_\_\_ Zone \_\_\_\_\_ State \_\_\_\_\_

# POP'tronics Bookshelf

## ROCKETS AND YOUR FUTURE

by Stanley Beitler

This book on rocketry explains the new space science to teen-agers and discusses its influence on their futures. The author gives a detailed, illustrated account of the design, construction, and launching of a modern, giant rocket; and there's a chapter on the pioneers of rocketry. For the experimental-minded amateur, ideas for non-hazardous projects, such as the construction of wind tunnels, are



suggested. A comprehensive list of schools offering an engineering curriculum is included, together with a discussion of scholarship opportunities. Organizations which offer guidance to clubs or individuals interested in the field are also listed.

Published by Harper & Bros., 49 E. 33 St., New York 16, N.Y. Hard cover. 140 pages. \$3.50.



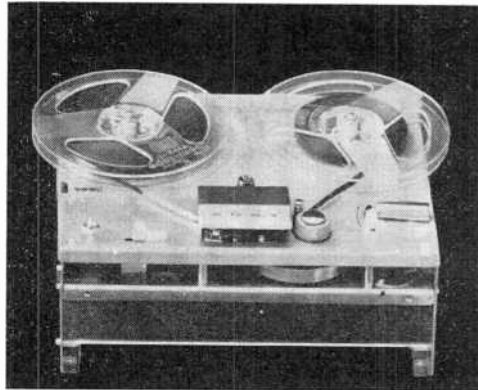
## RADIO and TV "DATA BOOKS"

compiled by M. N. Beitman

Those involved in repairing or restoring older-model radios will be interested in the fact that Supreme Publications is continuing to make available its manuals of radio diagrams and servicing information for sets dating back to 1926. Each volume contains data on the most popular sets for the year, or years, which it covers. The manuals are bound in soft covers and sell for \$2.00 to \$2.50, depending on the year. A copy of the latest "Master Index," listing sets included in Supreme's radio manuals for 1926-1961 (and TV manuals for 1951-1961), is available free from the publisher; just enclose a five-cent stamp, to cover post-

(Continued on page 19)

## NEW SONY STEREO TAPE DECK



Now, for less than the cost of a good record changer, you can add a versatile new dimension to your hi fi system. ■ The Sony 262-D tape deck has a 4 track stereo erase head and 4 track stereo record/playback head. Heads are wired to six output and input facilities for connection of external electronics to play and record four track stereo. This is the same quality mechanism used in the most expensive Sony Superscope tape recorders.

**\$89<sup>50</sup>**



**NOW AVAILABLE!**

Complete your 262-D stereo system: the long-awaited Sony SRA-2 stereo recording amplifier provides instant connection to the Sony 262-D stereo tape deck for complete 4-track stereophonic and monophonic recording. 2 Recording level indicators, track selector switch, record safety interlock, microphone and radio inputs. No modifications necessary.

**\$89<sup>50</sup>**

For literature or nearest dealer, write: Superscope, Inc. Dept. F Sun Valley, California.

**SUPERSCOPE**

The Tapeway to Stereo

All Sony Stereorecorders are Multiplex ready!


# NOW... RCA OFFERS A COMPLETE SELECTION OF HOME TRAINING COURSES IN ELECTRONICS



## ELECTRONIC FUNDAMENTALS

40 theory lessons! 40 experiment lessons! 40 service practice lessons! Course includes 15 kits to build a Multimeter, AM Receiver and Signal Generator!

2  
new  
courses  
now  
available




## COMMUNICATIONS ELECTRONICS

9 study groups! 18 lessons! Covers oscillators, power amplifiers, AM, FM, SSB, Mobile Radio—prepares you for an FCC license!



## COMPUTER PROGRAMMING

5 study groups totaling 11 complete lessons, in principles and techniques of programming business computers! High School graduation and 1 year business experience required.



## TELEVISION SERVICING

10 study groups totaling 27 lessons plus 6 complete kits for construction of a modern television receiver!

## COLOR TELEVISION

4 study groups totaling 11 complete lessons! Includes the theory, installation, and servicing of modern color television receivers!



## AUTOMATION ELECTRONICS

5 study units of 4 lessons each! Covers electronic devices used in industry to achieve automatic control of production systems and processes!



## TRANSISTORS

5 study groups totaling 10 complete lessons! Fundamentals, operation, and construction of modern transistor and circuit devices.

Practical work begins with the very first lesson! Voluntary tuition plan! No long-term contracts to sign! No monthly installment payments. Pay only for one study group at a time if and when you order it!

Build your future  
in electronics now!

SEND FOR THIS  
FREE HOME STUDY  
CATALOG TODAY!



Just fill out this card and drop  
it in the mail.

RCA INSTITUTES, INC., Dept. PE-32  
A Service of Radio Corporation of  
America, 350 West Fourth Street,  
New York 14, N. Y.



The Most Trusted Name  
in Electronics

## RCA INSTITUTES, INC., Dept. PE-32

A Service of Radio Corporation of America  
350 West Fourth Street, New York 14, N. Y.  
610 South Main Street, Los Angeles 14, Calif.

Without obligation, rush me the FREE 64-page illustrated book describing  
your electronic training program (check one). No salesman will call.

Home Study School  Los Angeles Resident School   
New York Resident School

Name.....Age.....  
(please print)

Address.....

City.....Zone.....State.....

Veterans: Enter discharge date.....

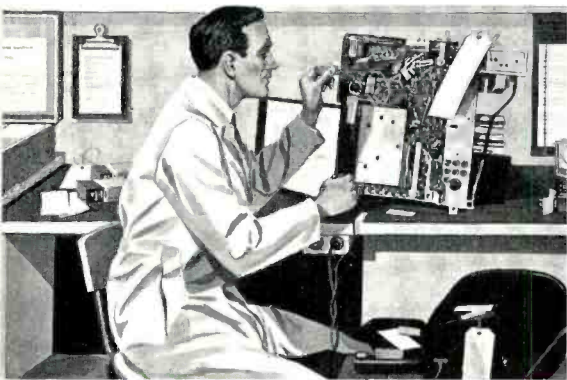
**CANADIANS**—Take advantage of these same RCA courses at no additional cost.  
No postage, no customs, no delay. Enclose this card in envelope and mail to:  
RCA Victor Company, Ltd., 5581 Royalmount Ave., Montreal 9, Quebec.

# RCA TRAINING CAN BE THE SMARTEST INVESTMENT YOU EVER MAKE

## HOME STUDY SCHOOL

With RCA Institutes Home Study training, you set your own pace in keeping with your ability, finances and time. All equipment and components provided are brand new and of prime quality . . . and you never have to take apart one piece to build another.

Most Important To You, RCA offers a liberal Voluntary Tuition Plan—the most economical home study method available *because you pay only for lessons as you order them* . . . one study group at a time! If you drop out at *any* time, for *any* reason, you do not owe RCA one penny! No other obligations! No monthly installment payments! Licensed by the New York State Education Department. See reverse side for list of courses.



## RESIDENT SCHOOLS

If you prefer you may attend classes at one of RCA Institutes Resident Schools in either Los Angeles or New York City. Co-educational Day and Evening Classes. Free placement service. The following courses are available at either resident school:

### CHOOSE FROM THIS LIST . . .

	Course	Qualifications	Length of Course
A	Advanced Electronic Technology (T-3)	High School grad. with Algebra, Physics or Science	Day 2 1/4 yrs. Eve. 6 3/4 yrs. (N.Y.) 4 1/2 yrs. (L.A.)
B	Television and General Electronics (V-7)	2 yrs. High School, with Algebra, Physics or Science	Day 1 1/2 yrs. Eve. 4 1/2 yrs. (N.Y.) 3 yrs. (L.A.)
C	Radio and Television Servicing (V-3)	2 yrs. High School, with Algebra, Physics or Science	Day 9 mos. Eve. 2 1/4 yrs. (N.Y.) 1 1/2 yrs. (L.A.)
D	Transistors	Radio background	Eve. 3 mos.
E	Electronic Drafting (V-11 V-12)	2 yrs. High School, with Algebra, Physics or Science	Eve. Basic: 1 yr. Advanced: 2 yrs.
F	Color Television	Television background	Eve. 3 mos.
G	Radio Telegraph Operating (V-5)	2 yrs. High School, with Algebra, Physics or Science	Day 9 mos. Eve. 2 1/4 yrs. (N.Y.) 1 1/2 yrs. (L.A.)
H	Computer Programming (C-1)	College Graduate or Industry sponsored.	Eve. 24 weeks Sat. 30 weeks
I	Technical Writing (V-10)	High School Graduate	Day 9 mos. (L.A.) Eve. 2 1/4 yrs. (L.A.) 3 mos. (N.Y.)
J	Automation Electronics V-14	Background in Radio Receivers and Transistors	Eve. 9 mos. (N.Y.) Sat. 44 weeks (N.Y.)
K	Digital Computers	Electronics background	Eve. 3 mos. (L.A.)
L	Preparatory Math & Physics (P-0)	1 yr. High School	Day 3 mos. or 6 mos.
M	Preparatory Mathematics (P-OA)	1 yr. High School	Eve. 3 mos.

PLACE  
3¢ STAMP  
HERE

SEND FOR THIS FREE  
ILLUSTRATED BOOK  
DESCRIBING RCA  
RESIDENT  
SCHOOLS.

Fill in the  
other side of the  
card and check  
Resident  
School.



**RCA INSTITUTES, INC.,** Dept. PE-32  
350 West Fourth Street  
New York 14, N. Y.

**RCA INSTITUTES, INC.,** Dept. PE-32  
A Service of Radio Corporation of  
America, 350 W. 4th St., N. Y. 14,  
N. Y., 610 S. Main St., L. A. 14, Cal.



The Most Trusted Name  
in Electronics

## Bookshelf

(Continued from page 16)

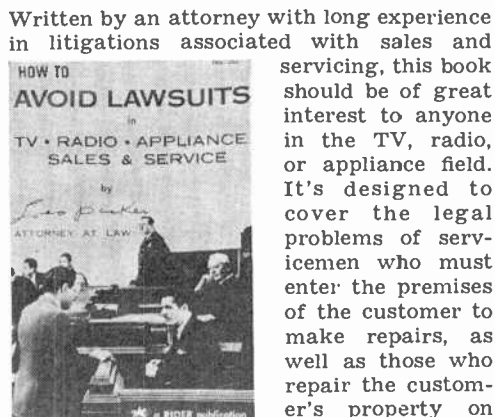
age, with your request. Supreme also will provide, at a nominal charge, data on individual radio or TV sets.

Supreme Publications, 1760 Balsam Rd., Highland Park, Ill.



### HOW TO AVOID LAWSUITS IN TV—RADIO—APPLIANCE SALES AND SERVICE

by Leo T. Parker



Written by an attorney with long experience in litigations associated with sales and servicing, this book should be of great interest to anyone in the TV, radio, or appliance field. It's designed to cover the legal problems of servicemen who must enter the premises of the customer to make repairs, as well as those who repair the customer's property on their own premises. The various obligations, guarantees, and legal conditions involved in both procedures are discussed—including breach-of-contract law, legal rights, and methods of guaranteeing service contracts.

Published by John F. Rider Publisher, Inc., 116 W. 14th St., New York, N.Y. 72 pages. Soft cover, \$1.00.



### INDUSTRIAL ELECTRONICS MADE EASY

by Tom Jaski


Intended as a guide for technicians interested in entering or already working in the field of industrial electronics, this book tells what industrial electronics is and analyzes the servicing problems connected with it. Induction, dielectric, microwave, and super-sonic generators are covered, and methods of using transducers, control systems, and servos are explained. There are descriptions of readout and display devices, and the final chapter discusses the techniques and instruments used in industrial electronics maintenance.

Published by Gernsback Library, Inc., 154 W. 14th St., New York 11, N.Y. 288 pages. Soft cover, \$3.95. Hard cover, \$5.95.

## INDUSTRIAL ELECTRONICS MEASUREMENT AND CONTROL

by Edward Bukstein

This book is divided into two sections: one devoted to measurement techniques (nine chapters), the other to control techniques (seven chapters). In the first section, specific ways of measuring pressure, illumination, color, temperature, etc., are discussed. The second section covers methods for controlling such things as time delay, temperature, welding current, and elevator leveling. Components, circuits, and applications are described and explained in detail.



Published by Howard W. Sams & Co., Inc., 1720 E. 38th St., Indianapolis 6, Indiana. 192 pages. Soft cover. \$3.95.

## New Literature

Copies of Joe Palmer's 1962 catalog of "Government surplus components and assemblies" are now available. The catalog, which lists everything from fuses to complete transmitters, can be obtained from Joe Palmer, P.O. Box 6188 CCC, Sacramento, Calif.

A catalog and price list of the "Regohm" voltage regulator line is available for the asking from Dept. VA, Electric Regulator Corp., Norwalk, Conn. These units are said to be smaller, lighter, and lower in cost than other types of regulators having the same capacity. They'll handle a.c. or d.c. output voltages with an accuracy of regulation within 2% (1% on special order) for combined effects of line, load, frequency, and power-factor variations. Ask for Condensed Catalog 5.17-1.

Novel quick-selection charts for equipment designers are featured in a new booklet on RCA vacuum power tubes, rectifier tubes, thyratrons, and ignitrons. Entitled "RCA Power Tubes" (No. PG-101E), the 46-page booklet provides information on over 200 different transmitting, industrial, and special-purpose power tubes. Copies can be obtained from RCA Electron Tube distributors, or by sending 75 cents to Commercial Engineering, Electron Tube Division, Harrison, N.J.

-30-

it's **VOCALINE** for advanced design and circuitry—newest features!



**SELF-POWERED  
RECHARGEABLE  
PORTABLE CB  
with  
AM RADIO—  
up to 8 miles  
Model PT-27**

- ✓ Tunable double conversion superhet receiver
- ✓ 4 fixed channels
- ✓ Antenna tuning and meter up-front
- ✓ 18 transistors—5 diodes
- ✓ Plus noise limiter, squelch, built-in battery charger, many other features

Complete with antenna, microphone, charger cord.

**NEW,  
IMPROVED  
VOCALINE  
MODEL ED-27M  
4 CHANNEL  
BASE UNIT**



- ✓ double conversion superhet receiver
- ✓ improved selectivity—eliminates undesirable adjacent channel interference
- ✓ the most powerful "legal" set on the air today:
- ✓ 6 VDC/115 VAC or 12 VDC/115 VAC

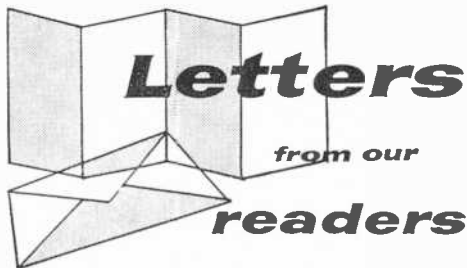
complete with microphone, mounting bracket, AC-DC cords.

— WRITE FOR FREE LITERATURE —

**VOCALINE COMPANY OF AMERICA, INC.**

32 Coulter St., Old Saybrook, Conn.

Name .....  
Address .....  
City ..... Zone..... State .....



### Improved Salt-Water Cells

■ I built the salt-water powered radio in your October issue, then experimented with various cell electrolytes. By putting a 0-1 ma. meter across the cell, I discovered that ordinary household "Clorox" produced a short-circuit current of from 0.5 to 0.6



ma.; an equivalent amount of salt water in the same cell produced only 0.2 ma. The set sounds louder with the Clorox, too.

HARRY RICHARDS, WN8AUQ  
Dayton, Ohio

■ I read your article on the salt-water powered transistor radio in the October 1961 issue. Though I haven't built the set itself yet, I have experimented with several kinds of cells. In the process of doing so, I found that substituting a zinc electrode for the aluminum one gives a higher output.

ROBERT JARVIS  
Mansfield, Pa.

*Congratulations on your improved cells, gentlemen. We hope, Bob, that you will soon get busy and build the radio, too. Don't throw Clorox in your version of the cell, though; you might generate enough power to put the electric company out of business.*

### Cheers for the Senators

■ I was very gratified (as I'm sure many other people were) to read in the November 1961 FCC Report about the bill proposed by Senators Barry Goldwater and Andrew Schoepel which would provide for reciprocity in amateur radio licensing. Personally, I see no reason why a person who has the qualifications should not be able to get a ticket just because he isn't a U.S. citizen. Anyone who is determined to transmit information detrimental to U.S. security will do so whether he has a license or not. If passed, the bill would allow visitors from foreign countries to stay in closer touch with folks at home, promote better inter-

# are you standing still in electronics while this man advances?

Find out why—and do something about it—if you have the ambition to want a career instead of just a job.

## LET'S LOOK AT THE FACTS.

There's something wonderful about knowing how a circuit works or what a filter capacitor does. If you've ever fixed a TV set, built a radio or used a voltmeter, you've tasted the thrills of electronics.

This excitement may have led you to a job in electronics. But the glamour fades if you are stuck in the same job year after year. You'll be bored with routine and unhappy about prospects for future earnings. You'll discover, as have many men, that simply working in electronics does not assure a good future.

If electronics is the "field of opportunity," how is this possible? No question about it, electronics offers many opportunities, but only to qualified men. In any career field, it is how much you know that counts. This is particularly true in the fast moving field of electronics. The man without thorough technical education doesn't advance. Even men with intensive military technical training find their careers can be limited in civilian electronics.

**ADVANCED TECHNICAL KNOWLEDGE IS THE KEY** to success in electronics. If you have a practical knowledge of current engineering developments, if you understand "why" as well as "how," you have what employers want and pay for. With such qualifications, you can expect to move ahead.

**CREI OFFERS YOU**, for study at home, a complete program in electronic engineering technology designed to prepare you for a rewarding, well-paying career in electronics. CREI equips you with a practical working knowledge of advanced and up-to-date electronic developments that will put you on the level of specialization where men are most in demand.

**CREI MEN LIKE MEARLE MARTIN, JR.** hold positions as associate engineers, engineering aides, field engineers, project engineers and technical representatives.


**WHEN YOU ENROLL IN A CREI HOME STUDY PROGRAM**, you study courses to which a number of today's leading engineers and scientists have made substantial contributions. You are guided and assisted by CREI's staff of experienced instructors. You study texts that are specifically prepared for home study use.

Through CREI, you have a choice of programs covering every field of electronics:

**RADAR • COMPUTERS • SERVOMECHANISMS • INSTRUMENTATION • AERONAUTICAL AND NAVIGATIONAL • COMMUNICATIONS • TELEVISION • AUTOMATION AND INDUSTRIAL ENGINEERING TECHNOLOGY • NUCLEAR ENGINEERING TECHNOLOGY**

Programs are available for men, such as engineers, who already have extensive technical knowledge, as well as for men with limited technical training or experience.

**THE HIGH CALIBRE OF A CREI HOME STUDY EDUCATION** is attested to by America's biggest corporations, where CREI students and alumni attain positions ranging from engineering technicians to engineers to top officials. Such companies are National Broadcasting Company, Pan American Airways, Federal Electric Corporation, The Martin Company, Northwest Telephone Company, Mackay Radio, Florida Power and Light and many others. They not only recognize CREI Home Study educational qualifications but often pay all or part of CREI tuition for their employees.



CREI graduate Mearle Martin, Jr. has progressed from Junior Technician to licensed Senior Engineer. He is now Field Support Manager, Marketing Division of Tektronix, Inc., Portland, Oregon.

**CREI HOME STUDY PROGRAMS** are the product of 35 years of experience; Each program has been developed with the same painstaking skill and care that CREI put into its electronics courses for the Army Signal Corps, its special radio technician courses for the Navy, and its group training programs for leading aviation and electronics companies. For those who can attend classes in person, CREI maintains a Residence School in Washington, D. C.

**YOU CAN QUALIFY** for a CREI Program, if you have basic knowledge of radio or electronics and are a high school graduate or the equivalent. If you meet these qualifications, write for FREE 58-page book describing CREI Programs and career opportunities in advanced electronic engineering technology. Use coupon below, or write to: The Capitol Radio Engineering Institute, Dept. 1203-K, 3224 Sixteenth St., N. W., Washington 10, D. C.

Mail coupon today for FREE 58-page book

## THE CAPITOL RADIO ENGINEERING INSTITUTE

Founded 1927

Dept. 1203-K, 3224 Sixteenth St., N.W., Washington 10, D.C.

Please send me details of CREI Home Study Programs and Free Book, "Your Future in Electronics and Nuclear Engineering Technology." My qualifications are noted to obtain immediate service.

CHECK  Electronic Engineering Technology  Nuclear Engineering Technology  
 Field OF GREATEST INTEREST  Servo and Computer Engineering  Automation and Industrial Electronic Engineering Technology  
 Aero and Navigational Engineering Technology

Name ..... Age .....

Address .....

City ..... Zone ..... State .....

Employed by .....

Type of present work .....

Education: Years High School ..... Other .....

Electronics Experience .....

Check:  Home Study  Residence School  G.I. Bill # 23



# Letters

(Continued from page 20)


national relations, and give our hams freedom to operate in more foreign countries.

B. A. ZARSKI  
Milwaukee, Wis.

Any other opinions from our readers on this interesting bill?

## Electronic Do-Re-Mi

■ I recently completed the "Electronic Do-Re-Mi" described by Martin H. Patrick in your October 1961 issue, and thoroughly enjoyed putting the little "gimmick" together. Not being able to obtain a 16-ohm speaker, I used an 8-ohm unit with a 15-ohm resistor in series—with good results. Mr. Patrick stated that the unit should produce from one to six musical tones, depending on the setting of potentiometer R2. Believe it or not, my version puts forth nine (the first four in the "low bass" region)! Incidentally, the most frustrating thing about this gadget is the comment it



draws when demonstrated to the adult female . . . "Is THAT all it does?"

ALFRED W. GLASSNER  
Pasadena, Texas

Thanks for your letter, and for enclosing a picture of your fine-looking unit, reader Glassner. The reactions of some of the adult females around our office to the Electronic Do-Re-Mi were a bit more violent. One of them nearly demolished Mr. Patrick's model after we "played" it a few times too many.

## The "10-8" De Luxe

■ I'd like to bring to your attention the fact that, in the introduction to "The '10-8' De Luxe" (January, 1962), you indicated that "10-8" means "in service." In your list of "10" signals on page 44, though, you say that "10-8" means "Repeat, conditions bad." Which meaning is correct?

DAVE WELCH  
Culver City, Calif.

The first meaning is correct, Dave. And our faces are red because we didn't catch the second one.

## Chicago Experimenter's Club?

■ I've been reading your magazine for many years, and have always been on the lookout for any mention of an electronics club in the Chicago area. I'd like to join such a club or, if there is none in existence, to form one. If any experimenters

**SHORT  
WAVE  
LISTENING**

Attractively housed in unbreakable plastic with chrome plated antennas, the SWI is completely wired, covering frequencies 5-10 megacycles including the 7 popular Short Wave Listener and amateur bands. Easy to operate — simply attach 6 ft. cable included to the receiver, attach "rabbit ears" and adjust "match" and "tune" controls for maximum signal strength. Shpg. wt. 2 lbs.

**S W I**

# INDOOR ANTENNA

MODEL SWI  
**\$14<sup>95</sup>**

The Model SWI can also be used as an antenna tuner with existing short wave antennas.

**antenna products**  
DEPT. 133  
1135 No. 22nd St. Lincoln, Nebr.





## toot

That first note on an honest-to-goodness musical instrument of your very own! Can you remember that magnificent moment? Surely no accomplishment since has seemed quite as satisfying, no sound as sweet. We can't provide that kind of sonic bliss. But we can offer the next best thing—Audiotape. Every recording on Audiotape has superb range and clarity, minimum distortion and background noise—all the qualities that delight jaded adult ears. Make it your silent (but knowledgeable) partner in capturing everything from small fry tooters to symphony orchestras.

Remember, if it's worth recording, it's worth Audiotape. There are eight types, one exactly suited to the next recording you make. From Audio Devices, for 25 years a leader in the manufacture of sound recording media—Audiodiscs\*, Audiofilm\*, and . . .



\* TRADE MARK

**audiotape**  
"it speaks for itself" TRADE MARK

AUDIO DEVICES INC., 444 Madison Ave., New York 22, N.Y.  
Offices in Los Angeles • Chicago • Washington, D. C.

# Letters

(Continued from page 22)

in the area would like to meet people with similar interests, I'd appreciate hearing from them.

JAMES T. BATES  
5241 West 23rd Place  
Cicero 50, Ill.

## 3-Way Intercom

■ Your "3-Way Intercom" project (May 1961 issue) sounds good. Are the 2N1502 power transistors and the Centralab 1448 spring-return switch readily obtainable?

HAROLD NOLTE  
Leipsic, Ohio

The power transistors and the 1448 switch are available from most large radio supply houses. Both are listed, for example, in the industrial catalog of Allied Radio, 100 N. Western Ave., Chicago, 80, Ill. If you don't see them listed in your favorite parts dealer's catalog, write and ask for them. Chances are they either will be in stock or your dealer will be able to get them for you.

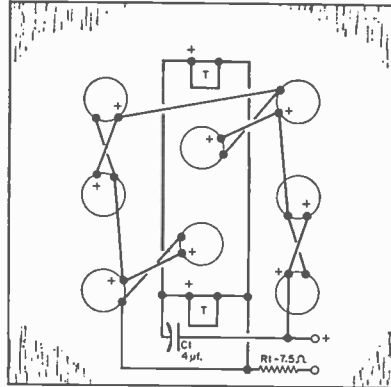
## Stereo Sixteen Plus Four

■ Am I right in assuming that there is an error in the wiring diagram for the "Stereo Sixteen Plus

Four" speaker system which appears on page 46 of your January issue? It seems as if no sound at all would be produced if the speakers were hooked up as shown. I also think resistor R1 should be 7.5 rather than 8 ohms.

RONALD WILLOUGHBY  
Dallas, Texas

You're quite right, reader Willoughby. The lead between one end of resistor R1 and the "plus"



terminal should be removed and R1 should be 7.5 ohms, as in the corrected diagram shown here. The two square boxes labeled "T," incidentally, represent the two tweeters.

-30-

**BUILD THE FINEST**

The "PROFESSIONAL" Series—designed for the perfectionist seeking the finest in TV performance. Easy to assemble. No technical knowledge required. An ideal "Learning" Kit with a Complete Course of Study is available.

Also available: WIRED CHASSIS for custom installations with a choice of vertical or horizontal controls and the newest 19", 23" or 27" Picture Tube.

*Professional Quality*

CUSTOMIZED

# TV KIT

**A few of the Professional Quality Features:**  
Choice of push-pull 10-watt audio or output to your Hi-Fi system . . . D.C. restoration . . . Ultra-linear sweep circuits . . . Newes: Standard Coil Model PKO Automatic Fine Tiner . . . Supersensitivity for fringe areas . . . Complete line of Accessories for Custom Installations. Choice of 19", 23" or 27" CRT. Prices range from \$119 to \$199.

U.S. Armed Services and over 4000 schools and colleges have selected Transvision Receivers for educational television.

*Interested in Electronics?*  
Learn the basic principles of electronics from the Course available with the Kit.

**TRANSVISION** New Rochelle, N.Y.  
NE 6-6000

On Easy "Pay As You Wire" Terms. Only \$15 for the Starting Package!

**Beautiful Cabinets** designed to enhance sound quality and blend with modern decor. For TV or combination TV and Hi-Fi.

**ASSEMBLY MANUAL - \$2**  
See how easy it is to assemble the Transvision Kit. Cost of Manual refunded on purchase of Kit.

----- START NOW ----- MAIL THIS COUPON -----

TRANSVISION Electronics, Inc., New Rochelle, N.Y. Dept. PE

Send Free 8-page Catalog  Enclosed is \$2. for Assembly Instructions so that I might see how easy it is to assemble the Transvision Kit. I understand that this will be refunded if I purchase a kit.


Enclosed is \$15 for the Starting Package. I understand that I can buy packages one at a time as I wire. (Models range from \$119 to \$199.)

Name..... Address.....  
City..... Zone..... State.....

# The most informative books for the experimenter and electronic hobbyist




**VACUUM-TUBE CIRCUITS FOR THE ELECTRONIC EXPERIMENTER** by Julian M. Sienkiewicz. At last in one book—all the basic diagrams, schematics, and other vital information on vacuum-tubes and their circuits. 192 pgs. 100 illus. **\$4.95**



**CLASS D CITIZENS RADIO** by *Leo G. Sands*  
The first complete book on the two-way radiotelephone. Its history, rules, how it works, applications, equipment, receiver circuits, transmitters, antennas, installations, illus. **\$4.95**



**COMPUTERS AND HOW THEY WORK** by *James D. Fahnstock*  
A fact-filled guidebook to electronic computers. More than 110 illus. easy-to-follow tables in nine sections will help you understand all major types of computing mechanisms. **\$4.95**



**THE ELECTRONIC EXPERIMENTER'S MANUAL** by *David A. Findlay*  
With this guide you can put theory into practice. Learn about every component used in experimentation, every tool, its function and why it is used. A perfect guide to professional know-how. **\$4.95**

## USE THIS HANDY ORDER FORM

ELECTRONICS BOOK SERVICE—A. S. Barnes & Co. Inc.  
11 East 36th Street, New York 16, N.Y. PE 11A

Please send me the books I have checked below:

I enclose \$ \_\_\_\_\_ (You pay all postal charges.) Send C.O.D. (I pay charges)

copy (ies) VACUUM-TUBE CIRCUITS FOR THE ELECTRONIC EXPERIMENTER \$4.95

copy (ies) CLASS D CITIZENS RADIO \$4.95

copy (ies) COMPUTERS AND HOW THEY WORK \$4.95

copy (ies) THE ELECTRONIC EXPERIMENTER'S MANUAL \$4.95

NAME \_\_\_\_\_

ADDRESS \_\_\_\_\_ CITY \_\_\_\_\_ ZONE \_\_\_\_\_ STATE \_\_\_\_\_

*If I am not fully satisfied I can return these books in seven days for a full and prompt refund.*

# QUICKLY CUT HOLES

in metal, plastics,  
hard rubber...



ROUND SQUARE KEY "D"

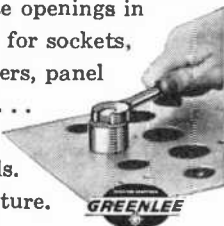


## GREENLEE CHASSIS PUNCHES

Make smooth, accurate openings in  
1½ minutes or less... for sockets,  
plugs, controls, meters, panel  
lights, etc. Easy to use...  
simply turn with wrench.

Many sizes and models.

Write for literature.



GREENLEE TOOL CO., 1915 Columbia Ave., Rockford Illinois

# ATR

## PRODUCTS FOR MODERN LIVING



### ATR PLUG-IN TYPE PORTABLE INVERTERS\*

A. C. Household Electricity Anywhere  
... in your car, boat or plane.

**MODELS**  
6-RMF (6 volts) 60 to 80 watts.  
Shipping weight 12 lbs. DEALER  
NET PRICE \$33.00  
12T-RME (12 volts) 90' to 125  
watts. Shipping weight 12 lbs.  
DEALER NET PRICE... \$33.00  
\*Additional Models Available

Operates Standard A.C.  
● Record Players  
● Dictating Machines  
● Small Radios  
● Electric Shavers  
● Heating Pads, etc.

Airplane Style Overhead Mounting under Cab Roof

### ATR TRUCK-BOAT-AUTO KARADIO

Excellent Tone,  
Volume, and Sensitivity!  
Compact, yet powerful. Fits all  
trucks, station wagons, cars  
and boats. Just drill a 5/8  
inch hole in roof and suspend the  
one-piece unit (aerial, chassis and  
speaker) in minutes. Watertight mount-  
ing bracket lets you tilt radio to any angle.



Extra-sensitive radio has 6 tubes (2 double-purpose), over-size Alnico  
5 FM speaker for full, rich tone. Big, easy-to-read illuminated dial.  
Fingertip tuning control. Volume and tone controls, 33-1/2" stainless steel  
antenna. Neutral gray-tan enameled metal cabinet, 7 x 6 1/2 x 4 in.  
high over-all. Shipping weight 10 1/2 lbs.  
Model TR-1279—12A for 12V Dealer Net Price... \$41.96  
Model TR-1279—6A for 6V Dealer Net Price... \$41.96

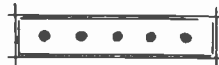
See your Elec-  
tronic Parts  
Distributor  
Write Factory  
for Free Lit-  
erature

**ATR ELECTRONICS, INC.**  
Formerly American Television & Radio Co.

# ATR

Quality Products Since 1931  
ST. PAUL 1, MINNESOTA—U.S.A.

# Hi-Fi




## Showcase

A quick look at  
new products in the  
stereo/hi-fi field\*

**U**LTRA-COMPACTNESS is only one of  
Argos Products' "Petite" speaker sys-  
tem's many features. The system's enclo-  
sure, measuring 12" x 18" x a mere 3 3/4", is  
made of 3/4" hand-rubbed oiled walnut veneer,  
and the system can be placed almost  
anywhere—shelf, table, wall, or floor (legs  
are provided). Equipped with two Jensen  
speakers, the "Petite" has a built-in cross-  
over network and an input impedance of 8  
ohms. Price, \$24.95. . . . Another new speaker  
system is the Rich 20/20 by *Bogen and  
Rich*. The 20/20 requires no special power  
supplies or connections and comes complete  
and "ready-to-go" with any conventional  
hi-fi amplifier of moderate power rating.  
Housed in an oiled walnut cabinet, the sys-  
tem is priced at \$200.00.

From *Benjamin Electronic Sound* comes  
the "Stereotwin" STS-220 stereo cartridge,  
a moving-magnet device with a channel  
separation in excess of 25 db all the way  
from 1000 to 10,000 cycles. The STS-220's  
all-inclusive mu-metal shielding and high  
output eliminate hum, and the unit is sup-  
plied with an extra diamond stylus. As a re-  
sult of the latter feature, you have a replace-  
ment needle on hand whenever you need it,  
and you can easily check the condition of  
the original needle by a quick interchange.  
Price, \$34.50. . . . A stereo preamplifier that  
holds all types of distortion at all levels of  
all functions

to 0.05% or  
less is the  
latest in the  
*EICO* line. A  
compact 5 1/2"  
x 15 7/8" x 8 3/4",  
the ST84 in-  
corporates  
six tubes and



EICO ST84 stereo preamp

is equipped to handle every conceivable  
combination of stereo or mono speakers and  
sources. Switches control high-frequency  
filtering (hiss and noise), low-frequency fil-  
tering (rumble), tape equalization, tape  
monitoring, and loudness on/off; equaliza-  
tion is RIAA for phono, and NARTB for

\*Write to the manufacturers listed at the end of  
this column for more data on products mentioned


Always say you saw it in—POPULAR ELECTRONICS

# Free

# ALLIED 1962 ELECTRONICS CATALOG

## 444 PAGES!

### WORLD'S BIGGEST—MOST COMPLETE



## SAVE MOST ON EVERYTHING IN ELECTRONICS

world's largest selection of famous-name brands, plus exclusive products & values



- New Multiplex Stereo FM—All-Transistor Stereo Hi-Fi
- New Stereo Hi-Fi Systems—Everything in Hi-Fi Components
- Money-Saving Build-Your-Own KNIGHT-KITS® for Every Need
- Best Buys in Tape Recorders, Tape and Recording Supplies
- Citizens Band 2-Way Radios
- Amateur Receivers, Transmitters, and Station Gear
- Public Address Systems, Paging and Intercom Equipment
- Test and Laboratory Instruments
- TV Tubes, Antennas, Accessories
- Batteries, Wire, Tools, Hardware
- Huge Listings of Parts, Tubes, Transistors, Technical Books

NEW Multiplex Stereo FM  
All-Transistor Stereo H-Fi

## NO MONEY DOWN on Allied's new Credit Fund Plan

Now—enjoy 50% more buying power—up to 24 months to pay—see our 1962 Catalog for simple details.

### ALLIED exclusives:

**MONEY-SAVING KNIGHT-KITS®.** Enjoy the most satisfying do-it-yourself experience in the world! Build KNIGHT-KITS—lowest in cost, easiest to assemble, best for performance. Select from over 90 exciting KNIGHT-KITS—Stereo, Hi-Fi, Hobbyist, Amateur and Test Instruments. An exclusive ALLIED product.

**BEST-BUY KNIGHT® PRODUCTS.** Save most on famous KNIGHT Stereo Hi-Fi—comparable to the best in quality, styling, performance—yet priced far lower. Select super-value KNIGHT components or complete systems (including latest Multiplex Stereo and All-Transistor Hi-Fi). KNIGHT products are acclaimed by all who recognize integrity in design and manufacture and who appreciate value.

## ALLIED RADIO

World's Largest Electronic Supply House

Satisfaction Guaranteed or Your Money Back

- World's Largest Stocks • Lowest Money-Saving Prices
- Fastest Shipment • Expert Personal Service

send today for the world's  
biggest electronics catalog!

# Free

ALLIED RADIO, Dept. 225-C2  
100 N. Western Ave., Chicago 80, Ill.

Send FREE 1962 ALLIED 444-page Catalog

Name \_\_\_\_\_  
PLEASE PRINT

Address \_\_\_\_\_

City \_\_\_\_\_ Zone \_\_\_\_\_ State \_\_\_\_\_

# GIANT CB SALE!!!

Closing out our stock of CB kits. Originally advertised at \$39.95 up. Complete with power supply, tubes, crystal, cabinet, wire, instructions, etc. Less microphone. Note: transmitter must be tuned and tested by or under supervision of person holding a first or second-class FC license. All sales final at this price. Thousands now in use. Rush your order in today while the supply lasts.

- 110 VOLT CB TRANSCEIVER KITS \$19.95
- 12 VOLT CB TRANSCEIVER KITS \$22.95
- 6 VOLT CB TRANSCEIVER KITS \$22.95
- 3-Element CB Beam Antenna Reg. \$19.95 (mounts vertically or horizontally) Model BA-27... (3 or more, \$10.99 ea.; 6 or more, \$9.99 ea.) SALE \$11.99
- CB-SPECIAL GROUND PLANE ANTENNA Reg. \$12.98 all aluminum-Model GP-27 (3 or more—\$7.99 ea., 6 or more, \$6.99 ea.)... SALE \$8.99
- COMMAND HOT-ROD CB ANTENNA Reg. \$11.98 4-ft. Continuously loaded fiberglass whip + trunk lid mount... SALE \$8.69
- COMMAND CORSAIR Model CCB-1 Reg. \$19.98 Bumper mount + heavy spring + 102" st. steel whip... SALE \$8.99
- COMMAND CORSAIR II Model CCB-2 Reg. \$22.95 double bumper mount + spring + 102" st. steel whip... SALE \$9.99
- COMMAND STANDARD II Model CS-2 Reg. \$9.98 heavy duty body mount + spring + 102" st. steel whip... SALE \$6.89
- GENERATOR NOISE SUPPRESSOR Model GNS Reg. \$3.98 tuneable for CB band (3 or more—\$1.49 ea.)... SALE \$1.99
- 11-PC. CB SILENCER KIT Model NN-1 Reg. \$8.95 spark plug + distributor suppressors + gen. cond. and GNS... SALE \$3.49
- RG8u COAXIAL CABLE... 100 feet for \$7.99
- RG58u COAXIAL CABLE... 100 feet for \$2.99

Check items wanted. Return ad or order with check or money order (include postage, excess returned). Sorry, no C.O.D.

**GROVE ELECTRONIC SUPPLY COMPANY**

4103 W. Belmont Ave., Chicago 41, Ill.

- Rush items checked
- Send latest CB sale Catalog

Name ..... (please print)  
 Address .....  
 City ..... Zone ..... State .....

## Showcase

(Continued from page 26)

tape. Price: \$59.95 in kit form; \$89.95 factory-assembled.

Produced in two models, *General Electric's* new VR-1000 stereo cartridge is ideal for professional turntables or high-quality changers. Both models have a frequency response within 3 db from 20 to 20,000 cycles and a nominal channel separation of 25 db at 1000 cycles. The VR-1000-5 is equipped with a 0.5-mil diamond stylus for professional and automatic turntables and lists at \$29.95; the VR-1000-7 has a 0.7-mil stylus for high-quality record changers and lists at \$24.95. . . . From *Harman-Kardon* comes the TA5000X stereo receiver which is an ideal basis for a versatile and handsome home music center. This superb instrument features both an AM and an FM tuner for standard broadcast reception, an integrated stereo adapter for FM stereocasts, and two 25-watt amplifiers complete with control facilities for mono or stereo listening—all on a single chassis. Inputs include magnetic phono, tape head, and auxiliary; outputs consist of tape and a stereo headset jack mounted on the front panel. The TA5000X incorporates 17 tubes and eight diodes and is priced at \$299.95; an optional walnut enclosure sells for \$29.95. . . . A handsome companion to

any FM radio, *Heath's* GRA-21-1 stereo adapter is completely self-contained, self-powered, and supplied with a high-quality 6" x 9"



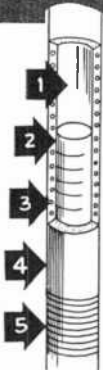
Heath GRA-21-1 stereo adapter

speaker. Designed to match the company's GR-21 FM table radio, the GRA-21-1 provides FM stereo or mono reproduction, using the speakers in the radio and the adapter. Controls include a master volume control for both channels, a tone control which functions independently of that on the radio, and a function switch to select the desired mode of operation or turn the adapter off. Supplied only in kit form, the GRA-21-1 is priced at \$49.95, f.o.b. Benton Harbor, Mich. . . . Another new product by Heath is the AS-81 speaker system. Intended for economy hi-fi/stereo installations or as an inexpensive extension speaker, it boasts a 6" woofer and a 3" tweeter for response from 65 to 14,500 cycles. Its 6½" x 10¾" x 6¾" cabinet is supplied completely assembled; you have only to mount the speakers and connect a few leads. Three models are available: the AS-81U (unfin-

Shakespeare

### loaded antennas with their rugged efficiency built in

Optimum coil efficiency begins with air core (1), reinforced by hollow fiberglass cylinder (2). To lower loss, coil (3) is wound only in lower section of antenna — embedded in thousands of parallel glass fibers (4) — that extend full rod length, for high flexural strength. Tapered wrap of fiberglass (5) produces superior impact strength.



COLUMBIA PRODUCTS COMPANY  
 Subsidiary

Shakespeare Co.  
 Columbia, S. C.

RANGE	STYLE	
27 MC Citizens Band	'73-0	
30-35 MC	73-1	
35-42 MC	73-2	
42-50 MC	73-11	
10 Meters	73-3	
15 Meters	73-4	
4 Ft. antenna		\$11.25

RANGE	STYLE	
20 Meters	73-5	
40 Meters	73-6	
80 Meters	73-7	
6 Ft. antenna		\$15.90

RANGE	STYLE	
40 Meters	73-8	
80 Meters	73-9	
Channel 5 4.58 MC	73-10	
8 Ft. antenna		\$18.75


*New!*

# SONY®

RESEARCH MAKES THE DIFFERENCE

## CB-901 — 9 TRANSISTOR CITIZENS BAND TRANSCEIVER

FEATURES SEPARATE MICROPHONE AND SPEAKER!



SONY PUTS THE PROFESSIONAL TOUCH IN CITIZENS BAND TRANSCEIVERS. SONY's engineers decided early in the game that only a separate microphone and speaker in a citizens band transceiver could give the quality you'd expect from a SONY. And that's why the new SONY CB-901 transceiver uses a variable reluctance mike for most efficient output, and a full 2 1/4" permanent magnet speaker for crisp, clear reception. Only a pound in weight, the CB-901 is designed to meet Class D specifications with crystal controlled transmitter and receiver. Powered by 8 penlite cells, the transceiver will operate up to 50 hours on one set of cells. With its own built-in telescoping antenna, the SONY CB-901 transceiver has a broadcast range of up to 6 miles, depending on transmitting conditions. It has a full set of controls, including push-to-talk button and volume control, as well as ear-phone jack. Write for full details today.

*Also ask to see and hear the world famous SONY all-transistor battery operated radios and TV*

Complete with batteries, ear-phone for private listening and leather carrying case. CB-901 list **\$149<sup>95</sup>** per pair.

### SONY CORP. OF AMERICA

514 Broadway, New York 12, N. Y.

Regional Offices

Western: 627 South Towne Ave., Los Angeles 21, Calif.  
Central: 4959 W. Belmont Ave., Chicago 41, Ill.

SONY CORP. OF AMERICA  
514 BROADWAY, N.Y. 12, N.Y.

Please send me more information on the NEW SONY CB-901.

NAME \_\_\_\_\_  
ADDRESS \_\_\_\_\_  
CITY \_\_\_\_\_  
ZONE \_\_\_\_\_ STATE \_\_\_\_\_

## Showcase


(Continued from page 28)

ished) at \$17.50, the AS-81W (walnut) and AS-81M (mahogany) at \$19.95 each.

A low-cost FM stereo adapter from Allied Radio, the *Knight-Kit* KS-10 (supplied in kit form only) can be used with any FM or FM/AM tuner equipped with a multiplex output. The KS-10 is so small that it can be tucked away almost anywhere, and plugging its a.c. power cord into a switched outlet on the amplifier or tuner will turn the KS-10 on and off at the same time. The adapter also has its own on/off switch, noise filter, and separation controls. Price, \$19.95. . . . Another new product from Allied is an "all-in-one" stereo FM receiver, the Knight KN-310MC. Housed in a single cabinet are a stereo FM tuner with a transistor/Nuvistor circuit, a 40-watt all-transistor stereo amplifier, and a built-in automatic clock-timer. Add a pair of speakers, and you're all set to receive FM stereo and mono broadcasts. The clock-timer automatically turns the receiver on and off at preset times, and inputs are provided for adding a stereo record changer or tape deck. Power output is 20 watts per channel at less than 1% harmonic distortion. Price, \$254.50.

A portable, transistorized, battery-operated tape recorder from *Norelco* weighs only 8 pounds and operates from six Type "D" flashlight cells. Completely self-contained, the "Continental 100" incorporates its own recording and playback preamplifiers, power amplifier, and speaker. Its low (1 $\frac{7}{8}$ -ips) speed permits up to two hours' playing time on a single 4" reel, and its motor, governor regulated, is independent of battery voltage. Price, \$129.50.

The Model 355 tuner/amplifier system by *H. H. Scott* is an FM stereo tuner, an AM tuner, a stereo control center, and an 80-watt stereo amplifier in one package. The 355 features a "modular" design with each section completely self-powered. (Its stereo power amplifier can actually be placed as much as 50 feet from the main chassis without affecting performance.) Inputs include TV, phono cartridge, and tape deck. Price, \$319.95.



Scott 355 tuner/amplifier

(Continued on page 32)

# ANNOUNCING NEW BROWNING 23 S-NINE CB TRANSMITTER



## Now with built-in 23 channel selector switch and Standing Wave Indicator!

Browning presents a new concept in Citizen's Band radio communications. It's the 23/S-NINE base station transmitter with built-in all-channel selector that lets you transmit on any of the 23 CB channels at the flick of a switch! Also new is the built-in Standing Wave Indicator for perfect matching of transmitter and antenna system for more powerful, long-range transmissions.

Among other outstanding 23/S-NINE features: special audio circuitry with speech clipper and splatter filter for perfect modulation; advanced design power supply with silicon rectifiers for low operating temperatures and maxi-

mum component life; highly efficient output circuitry using Pi network for maximum transfer of energy to antenna.

Order your Browning 23/S-NINE Transmitter now for home or business use.



**browning**

Send today  
for FREE

CB Information Kit: 104 UNION AVENUE, LACONIA, N.H.

### FOUR CONVENIENT PURCHASE PLANS



# BUILD 20 RADIO CIRCUITS AT HOME

with the New  
**PROGRESSIVE RADIO "EDU-KIT"®**  
**A Practical Home Radio Course**

ONLY  
**\$6.95**



Reg. U. S. Pat. Off.

- Now Includes**
- ★ 12 RECEIVERS
  - ★ 3 TRANSMITTERS
  - ★ SQ. WAVE GENERATOR
  - ★ SIGNAL TRACER
  - ★ AMPLIFIER
  - ★ SIGNAL INJECTOR
  - ★ CODE OSCILLATOR
- ★ No Knowledge of Radio Necessary
  - ★ No Additional Parts or Tools Needed
  - ★ EXCELLENT BACKGROUND FOR TV
  - ★ SCHOOL INQUIRIES INVITED
  - ★ Sold In 79 Countries

**YOU DON'T HAVE TO SPEND HUNDREDS OF DOLLARS FOR A RADIO COURSE**

The "Edu-Kit" offers you an outstanding PRACTICAL HOME RADIO COURSE at a rock-bottom price. Our Kit is designed to train Radio & Electronics Technicians, making use of the most modern methods of home training. You will learn radio theory, construction practice and servicing. This is a COMPLETE RADIO COURSE IN EVERY DETAIL. You will learn how to build radios, using regular schematics; how to wire and solder in a professional manner; how to service radios. You will work with the standard type of punched metal chassis and the latest development of Printed Circuit chassis. You will learn the basic principles of radio. You will construct, study and work with RF and AF amplifiers and oscillators, detectors, rectifiers, test equipment. You will learn trouble-shooting, using the Progressive Signal Tracer, Progressive Signal Injector, Progressive Dynamic Radio & Electronics Tester, Square Wave Generator and the accompanying instructions.

You will receive training for the Novice, Technician and General Classes of F.C.C. Radio Amateur Licenses. You will build 20 Receiver, Transmitter, Square Wave Generator, Code Oscillator, Signal Tracer and Signal Injector circuits. You will learn how to operate them. You will receive an excellent background for television, Hi-Fi and Electronics.

Absolutely no previous knowledge of radio or science is required. The "Edu-Kit" is the product of many years of teaching and engineering experience. The "Edu-Kit" will provide you with a basic education in Electronics and Radio, worth many times the complete price of \$26.95. The Signal Tracer alone is worth more than the price of the entire Kit.

**THE KIT FOR EVERYONE**

You do not need the slightest background in radio or science. Whether you are interested in Radio & Electronics because you want an interesting hobby, a well paying business or a job with a future, you will find the "Edu-Kit" a worth-while investment. Many thousands of individuals of all ages and backgrounds have successfully used the "Edu-Kit" in more than 79 countries of the world. The "Edu-Kit" has been carefully designed, step by step, so that you cannot make a mistake. The "Edu-Kit" allows you to teach yourself at your own rate. No instructor is necessary.

**PROGRESSIVE TEACHING METHOD**

The Progressive Radio "Edu-Kit" is the foremost educational radio kit in the world, and is universally accepted as the standard in the field of electronics training. The "Edu-Kit" uses the modern educational principle of "Learn by Doing." Therefore you construct, learn schematics, study theory, practice trouble shooting—all in a closely integrated program designed to provide an easily-learned, thorough and interesting background in radio.

You begin by examining the various radio parts of the "Edu-Kit." You then learn the function, theory and wiring of these parts. Then you build a simple radio. With this first set you will enjoy listening to regular broadcast stations, learn theory, practice testing and techniques. Gradually, in a progressive manner, and at your own rate, you will find yourself constructing more advanced multi-tube radio circuits, and doing work like a professional Radio Technician.

Included in the "Edu-Kit" course are twenty Receiver, Transmitter, Code Oscillator, Signal Tracer, Square Wave Generator and Signal Injector circuits. These are not unprofessional "breadboard" experiments, but genuine radio circuits, constructed by means of professional wiring and soldering on metal chassis, plus the new method of radio construction known as "Printed Circuitry." These circuits operate on your regular AC or DC house current.

**THE "EDU-KIT" IS COMPLETE**

You will receive all parts and instruction necessary to build 20 different radio and electronic circuits, each guaranteed to operate. Our Kits contain tubes, tube sockets, variometers, electrolytic, mica, ceramic and paper dielectric condensers, resistors, tie strips, hardware, tubing, punched metal chassis, Instruction Manuals, hook-up wire, solder, selenium rectifiers, volume controls and switches, etc.

In addition, you receive Printed Circuit materials, including Printed Circuit chassis, special tube sockets, hardware and instructions. You also receive a useful set of tools, a professional electric soldering iron, and a self-powered Dynamic Radio and Electronics Tester. The "Edu-Kit" also includes Code Instructions and the Progressive Code Oscillator, in addition to Frequent Questions and Answers for Radio Amateur License training. You will also receive lessons for servicing with the Progressive Signal Tracer, the Progressive Signal Injector, a High Fidelity Guide and a Quiz Book. You receive Membership in the Radio-TV Club, Free Consultation Service, Certificate of Merit and Discount Privileges. You receive all parts, tools, instructions, etc. Everything is yours to keep.

Training Electronics Technicians Since 1946

- FREE EXTRAS**
- SET OF TOOLS
  - SOLDERING IRON
  - ELECTRONICS TESTER
  - PLIERS-CUTTERS
  - ALIGNMENT TOOL
  - WRENCH SET
  - VALUABLE DISCOUNT CARD
  - CERTIFICATE OF MERIT
  - TESTER INSTRUCTION MANUAL
  - HIGH FIDELITY GUIDE • QUIZZES
  - TELEVISION BOOK • RADIO TROUBLE-SHOOTING BOOK
  - MEMBERSHIP IN RADIO-TV CLUB: CONSULTATION SERVICE • FCC AMATEUR LICENSE TRAINING
  - PRINTED CIRCUITRY

**SERVICING LESSONS**

You will learn trouble-shooting and servicing in a progressive manner. You will practice repairs on the sets that you construct. You will learn symptoms and causes of trouble in home, portable and car radios. You will learn how to use the professional Signal Tracer, the unique Signal Injector and the dynamic Radio & Electronics Tester. While you are learning in this practical way, you will be able to do many a repair job for your friends and neighbors, and charge fees which will far exceed the price of the "Edu-Kit." Our Consultation Service will help you with any technical problems you may have.

**FROM OUR MAIL BAG**

J. Stataitis, of 25 Poplar Pl., Waterbury, Conn., writes: "I have repaired several sets for my friends, and made money. The "Edu-Kit" paid for itself. I was ready to spend \$240 for a Course, but I found your ad and sent for your Kit."

Ben Vaerilo, P. O. Box 21, Magna, Utah: "The Edu-Kits are wonderful. Here I am sending you the questions and also the answers for them. I have been in Radio for the last seven years, but like to work with radio kits, and like to build Radio Testing Equipment. I enjoyed every minute I worked with the different kits; the Signal Tracer works fine. Also like to let you know that I feel proud of becoming a member of your Radio-TV Club."

Robert L. Shuff, 1534 Monroe Ave., Huntington, W. Va.: "Thought I would drop you a few lines to say that I received my Edu-Kit, and was really amazed that such a bargain can be had at such a low price. I have already started repairing radios and phonographs. My friends were really surprised to see me get into the wiring of it so quickly. The trouble-shooting Tester that comes with the Kit is really swell, and finds the trouble, if there is any to be found."

**PRINTED CIRCUITRY**

At no increase in price, the "Edu-Kit" now includes Printed Circuitry. You build a Printed Circuit Signal Injector, a unique servicing instrument that can detect many Radio and TV troubles. This revolutionary new technique of radio construction is now becoming popular in commercial radio and TV sets.

A Printed Circuit is a special insulated chassis on which has been deposited a conducting material which takes the place of wiring. The various parts are merely plugged in and soldered to terminals.

Printed Circuitry is the basis of modern Automation Electronics. A knowledge of this subject is a necessity today for anyone interested in Electronics.

**UNCONDITIONAL MONEY-BACK GUARANTEE**

**ORDER DIRECT FROM AD—RECEIVE FREE BONUS RESISTOR AND CONDENSER KITS WORTH \$7**

- Send "Edu-Kit" postpaid. I enclose full payment of \$26.95.
- Send "Edu-Kit" C.O.D. I will pay \$26.95 plus postage.
- Rush me FREE descriptive literature concerning "Edu-Kit."

Name .....

Address .....

**PROGRESSIVE "EDU-KITS" INC.**  
 1186 Broadway, Dept. 590-D, Hewlett, N. Y.

find new  
adventure in  
amateur  
radio...

with  
*Viking*  
1st choice of  
amateurs the  
world over!

loaded with features... kit or wired!



- |   |   |  |
|---|---|--|
| ADVENTURER—50 watts CW input 80 through 10 meters. 240-181-1... Kit Am. Net \$54.95 | RANGER—75 watts CW input; 65 watts phone—160 through 10 meters. 240-161-2... Kit Am. Net... \$229.50 240 161-1... Wired Am. Net... \$329.50 | VALIANT—275 watts CW and 55B; 200 watts A M — 160 through 10 meters. 240-104-2... Kit Am. Net... \$349.50 240-104-2... Wired Am. Net... \$439.50 |
|---|---|--|



Complete specifications and schematics on all Johnson transmitters, amplifiers, station accessories, keys and practice sets!

**E. F. JOHNSON CO.**  
1405 10th Ave. S.W. • Waseca, Minn.

NAME \_\_\_\_\_  
ADDRESS \_\_\_\_\_  
CITY \_\_\_\_\_ STATE \_\_\_\_\_

## Showcase

(Continued from page 30)

From *Sherwood Electronic Laboratories* comes a three-speaker "bookshelf" system with smooth ( $\pm 2$  db) response all the way from 45 to 17,500 cycles. Consisting of a 12" woofer, an 8" mid-range, and a specially designed 2½" tweeter, the speaker system has crossovers at 600 and 3500 cycles, both with 12 db-per-octave attenuation. Level controls are provided for optimum mid-range and tweeter balance under all room conditions; prices range from \$119.50 to \$139.50, depending on finish.

Four new high-quality microphones from *Turner* are intended for use in motion-picture studios, television broadcast, and high-fidelity recording applications. Part of the 400 Series, two of the mikes feature adjustable impedance and response; all are pressure-operated, moving-coil dynamics and essentially non-directional. Prices range from \$80.00 to \$130.00.

*Viking's* Model 86 tape recorder features a special built-in heterodyne filter to permit distortion-free FM stereo recordings. In addition, independent stereo VU meters operate for both record and playback, and switching between the 7½ or 3¾ speeds automatically changes the equalization.

Three models are available, all at the same \$297.50 price: the ERQ for half-track stereo or mono record, half- or quarter-track stereo or mono playback; the RMQ for quarter-track stereo or mono record, quarter- or half-track playback; and the ESM for half-track stereo or mono record or playback.



Viking 86 tape recorder

- Argos Products Co., Genoa, Ill.
- Bogen and Rich, Inc., 28 School St., Yonkers, N. Y.
- Benjamin Electronic Sound Corp., 97-03 43rd Ave., Corona 68, N. Y.
- EICO (Electronic Instrument Co., Inc.), 33-00 Northern Blvd., Long Island City 1, N. Y.
- General Electric Co., Radio and Television Div., Electronics Park, Syracuse, N. Y.
- Harman-Kardon, Inc., Plainview, L. I., N. Y.
- Heath Co., Benton Harbor, Mich.
- Knight (Allied Radio Corp.), 100 N. Western Ave., Chicago 80, Ill.
- Norelco (North American Philips Co., Inc.), 230 Duffy Ave., Hicksville, L. I., N. Y.
- H. H. Scott, Inc., Dept. P, 111 Powdermill Rd., Maynard, Mass.
- Sherwood Electronic Laboratories, Inc., 4300 N. California Ave., Chicago 18, Ill.
- Turner Microphone Co., 901 17th St., N.E., Cedar Rapids, Iowa.
- Viking of Minneapolis, Inc., 9600 Aldrich Ave., S., Minneapolis 20, Minn.

# YOU SAVE MONEY!

RUSH US YOUR LIST OF HI-FI COMPONENTS FOR A VERY SPECIAL GROUP QUOTATION

WRITE FOR FREE AUDIO DISCOUNT CATALOG A-15

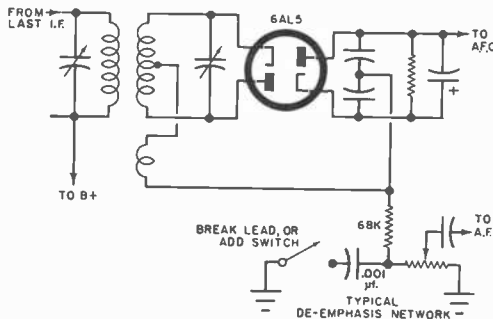
New low prices on tape recorders, amplifiers, tuners, loudspeakers, cartridges, etc.

**KEY** ELECTRONICS COMPANY  
120 LIBERTY STREET  
NEW YORK 6, N. Y.

## Add "Realism" To FM Listening

**M**OST AM-FM console radios designed before the "hi-fi era" incorporate single-cone 8" - 12" speakers with rather limited high-frequency response. If you own such a set, you can make a startling improvement in its FM reproduction.

The following technique takes advantage of the fact that all FM stations purposely boost (pre-emphasize) the high frequencies in their program material. These frequencies are later attenuated by a de-emphasis network in the FM receiver, so that any high-frequency noise picked up by the receiver is also attenuated. In the older consoles, however, the



de-emphasis can usually be eliminated—feeding more highs into the speaker—with no undesirable effects.


A typical de-emphasis network is shown in the shaded portion of the schematic above (component values may vary from set to set). Used here with a ratio detector, the network is the same as that employed with a Foster-Seeley discriminator.

Regardless of which type of detector happens to be incorporated in your set, it's only necessary to disconnect the capacitor from ground to remove the de-emphasis. An s.p.s.t. switch may be wired in as shown (keep the leads as short as possible), allowing you to restore the de-emphasis when increased high-frequency response is not required.

—Art Trauffer

First with professionals  
who know performance

## poly-comm "n" CB TRANSCEIVER



now with  
RF NUVISTOR  
STAGE for  
matchless range

- Dual Conversion Superhet Circuit
- Sensitivity — .1 for 6 db S/N
- Super Sensitive Stable Squelch
- 60 db Adjacent Channel Rejection
- 70 db Image Rejection
- Better than 3W Power to 52-72 Ohm Antenna
- Advanced Design Noise Limiter

You'll see the new Poly-Comm N — or hear it discussed — wherever pros gather. It's been selected alike by stars of the entertainment world and by farmers, by engineers and boat captains, by outdoorsmen and by families out for fun.

The reasons for this wide appeal are simple: The Poly-Comm N — successor to the 11-G, and incorporating an advanced RF Nuvistor stage — has been engineered to provide the best CB performance on the market, regardless of price. It incorporates the most advanced circuitry for optimum performance in continuous duty. Engineered to withstand shock, vibration, high humidity and other rugged use-conditions, it has the range, power, selectivity, low noise, high rejection, and convenience of operation and maintenance that make it demonstrably superior for every CB application.

Mail Coupon for Important Data  
To Guide You in Your CB Investment

Sirs: Please send complete data on the Poly-Comm N 27 mc transceiver by return mail.

NAME \_\_\_\_\_

ADDRESS \_\_\_\_\_

CITY \_\_\_\_\_ STATE \_\_\_\_\_

Intended use \_\_\_\_\_

**POLYTRONICS** LAB inc. 388 Getty Avenue  
CLIFTON, NEW JERSEY

# New-Style CB Call-Signs

**T**HE registered serial number appearing on each Citizens Band station license must also be used as the station's call-sign, according to Federal Communications Commission rules. In the past, these serial numbers have been made up of one or two digits and one or two letters, followed by a four-digit serial number (2W5115, for example). But these serial-number call-signs bear no resemblance to call-signs issued in accordance with international agreement. For this reason, the Commission has decided to take all future CB station serial numbers from the international call-sign series available for assignment to stations of the United States. Currently licensed CB stations, however, will continue to use the call-serial numbers they now have.

As of July 1, 1961, for Class A stations, and as of January 1, 1962, for Class B, C and D stations, the call-signs assigned to stations licensed in the Citizens Radio Service are to consist of three letters followed by four digits and, as before, the

digits are to be assigned in numerical order from 0001 to 9999. Examples of such call-signs are KCB4526 and KJA2345.

The first letter of each prefix in the new call-signs is the letter "K," which indicates a U.S. licensed station. The next two letters have various uses for FCC record and enforcement purposes. Serial numbers beginning with KAA through KAF are to be assigned in sequence to Class A stations and may be reassigned to the same stations, indefinitely, upon proper application for renewal or modification. Such continuity, however, is not possible in the case of Class B, C or D stations, where the large number of applications and licenses has forced the Commission to adopt streamlined administrative procedures in order to handle the workload. This means that "modified," "reinstated," or "renewed" Class B, Class C, or Class D licenses will each carry a new call-sign. The serial number (call-sign) previously issued will be superseded and may no longer be used to identify the station.

During the calendar year 1962, all new Class B station licenses will have the prefix KAG; all Class C licenses, the prefix KAH; and Class D station licenses in the various Radio Inspection Districts, the prefixes KBA through KJE.

-30-

# FM • STEREO • MULTIPLEX

*All on One Chassis  
and in KIT FORM*  
by **PACO**

That's Right - No external Multiplex Adapter required... PACO introduces the new model ST-35MX FM Stereo Multiplex tuner, featuring the finest multiplex circuitry, ALL ON ONE CHASSIS... ALL IN ONE CABINET AND IN KIT FORM (with factory pre-aligned multiplex section).


The ST-35MX FM Stereo-multiplex tuner is designed for the discriminating Audiophile who demands the ultimate in distortionless FM Stereo reception. Its incomparable features include ultra high sensitivity, rock-stable AFC, pin point selectivity combined with broad band response.

The ST-35MX has been engineered to meet the most critical standards. Highly styled in a handsome black and gold case... it is the perfect companion to Paco's popular SA-40 Stereo preamp-amplifier or any other fine quality stereo system. Available and on display at all leading distributors throughout the world. Write for catalog.


AVAILABLE THREE WAYS IN HANDSOME GOLD AND BLACK ENCLOSURE  
**MODEL ST-35MX (Kit)** with full pre-aligned multiplex circuitry and PACO detailed assembly - operating manual .....NET PRICE \$99.95  
**MODEL ST-35PAMX (Semi-Kit)** with both tuner and multiplex sections factory-wired and completely pre-aligned for hairline sensitivity. Complete with PACO detailed assembly - operating manual. NET PRICE \$119.95  
**MODEL ST-35WMX (ready to operate).** Factory-Wired, aligned, calibrated and assembled. Complete with operating manual .....NET PRICE \$139.95

**PACO Electronics Co., Inc.**  
 a division of **PRECISION Apparatus Co., Inc.**  
 Subsidiaries of Pasotron, Inc.  
 70-31 84th Street, Glendale 27, Long Island, New York

*Manufacturers of Fine Electronic Equipment for over 30 years.*



**Model SA-40  
STEREO PREAMP-AMPLIFIER KIT**  
 Kit Net Price: \$79.95  
 Factory Wired Net Price: \$129.95



**Model ST-25 MX  
FM STEREO TUNER KIT**  
 Kit Net Price: \$69.95  
 Factory Wired Net Price: \$99.95



**Model MX-100  
STEREO MULTIPLEX ADAPTER**  
 Kit Net Price: \$49.95  
 Factory Wired Net Price: \$69.95

WRITE FOR CATALOG



**Model V-70  
VACUUM TUBE  
VOLTMETER KIT**  
 Kit Net Price: \$31.95  
 Factory Wired  
 Net Price: \$49.95



**Model G-32  
SWEEP GENERATOR  
AND MARKER ADDER**  
 Kit Net Price: \$82.95  
 Factory Wired  
 Net Price: \$129.95



**Model G-34  
SINE-SQUARE  
WAVE GENERATOR**  
 Kit Net Price: \$64.95  
 Factory Wired  
 Net Price: \$99.95



**Model G-25  
IN-CIRCUIT  
CAPACITOR  
TESTER KIT**  
 Kit Net Price: \$19.95  
 Factory Wired  
 Net Price: \$29.95

**NOW!**  
at a price  
you can afford!


# MAKE MORE MONEY in ELECTRONICS TELEVISION-RADIO

**BETTER...MORE COMPLETE...LOWER COST...  
WITH NATIONAL SCHOOLS SHOP-METHOD  
HOME TRAINING!**

**BETTER...** Training that is proved and tested in Resident School shops and laboratories, by a School that is the **OLDEST** and **LARGEST** of its kind in the world.

**MORE COMPLETE...** You learn **ALL PHASES** of *Television-Radio-Electronics*.

**LOWER COST...** Other schools make several courses out of the material in our **ONE MASTER COURSE...** and you pay more for less training than you get in our course at **CNE LOW TUITION!**



These  
**two FREE** books will  
show you how!

You get all information  
by mail... You make  
your own decision... at  
home! **NO SALESMAN  
WILL CALL**

## TOP PAY... UNLIMITED OPPORTUNITIES LIFETIME SECURITY CAN BE YOURS!

You are needed in the Television, Radio, and Electronics industry! Trained technicians are in growing demand at excellent pay—in **ALL PHASES**, including Servicing, Manufacturing, Broadcasting and Communications, Automation, Radar, Government Missile Projects.

**NATIONAL SCHOOLS SHOP-METHOD HOME TRAINING**, with newly added lessons and equipment, trains you in your spare time at home, for these unlimited opportunities, including many technical jobs leading to supervisory positions.

**YOU LEARN BY BUILDING EQUIPMENT WITH KITS AND PARTS WE SEND YOU.** Your National Schools course includes thorough Practical training—**YOU LEARN BY DOING!** We send you complete standard equipment of professional quality for building various experimental and test units. You advance step by step, perform more than 100 experiments, and you build a complete TV set from the ground up that is yours to keep! A big, new TV picture tube is included at no extra charge.

**EARN AS YOU LEARN.** We'll show you how. Many students pay for their course—and more, while studying.

**GET THE BENEFIT OF OUR  
OVER 50 YEARS EXPERIENCE**

APPROVED FOR  
CI TRAINING



ACCREDITED  
MEMBER



**NATIONAL TECHNICAL SCHOOLS**  
World-Wide Training Since 1905

Write to Dept. R2G  
4000 So. Figueroa Street  
Los Angeles 37, California

## YOU GET...

- 19 Big Kits—**YOURS TO KEEP!**
- Friendly Instruction and Guidance
- Job Placement Service
- Unlimited Consultation
- Diploma—Recognized by Industry
- **EVERYTHING YOU NEED FOR SUCCESS!**

**IMPORTANT  
SEE OTHER SIDE**

**SEND FOR FREE FULLY-ILLUSTRATED BOOK AND ACTUAL LESSON TODAY.** Your own copy of "Your Future in Electronics-Television-Radio" will be mailed to you at once. No salesman will call; there is no obligation. Cut out card along dotted lines, fill in and rush air-mail today! **NO POSTAGE NECESSARY.**

## CUT OUT AND MAIL THIS CARD TODAY

Yes, I want to make more money in Electronics-TV-Radio. Send me your **FREE** Fully-Illustrated Opportunity Book and Actual Lesson today.

**RUSH AIR MAIL—NO POSTAGE NECESSARY**



Name \_\_\_\_\_ Age \_\_\_\_\_

Address \_\_\_\_\_

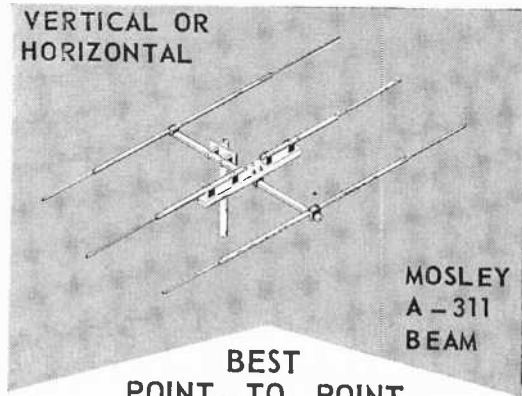
City \_\_\_\_\_ Zone \_\_\_\_\_ State \_\_\_\_\_

Check here if interested only in Resident Training at Los Angeles. Veterans: Give date of discharge \_\_\_\_\_

R2G-32

**NO SALESMAN WILL CALL; NO OBLIGATION ON YOUR PART**

VERTICAL OR  
HORIZONTAL



MOSLEY  
A-311  
BEAM

**BEST  
POINT-TO-POINT  
COMMUNICATION**

FCC regulations limit actual power input of Citizens Band transmitters to 5 watts. With the popular Mosley A-311 three element beam you can achieve a legal effective power input of 40 watts. (Note: 9 d.b. signal gain of the A-311 gives you a power gain of approximately 8.) Write Dept. PE32 for complete specifications.



List \$46.88

Electronics Inc.  
BRIDGETON, MISSOURI

**Tips**

(Continued from page 37)

be equipped with a switch for this purpose, here's an easy way to remedy the situation. Get a pair of jacks of the same type used for the converter's input and output connections. Then fasten them together, back to back, with a set of spacers. Now wire the jacks in parallel. When you want to "cut out" the converter, just disconnect it and plug the receiver and antenna cables into the jacks.—Larry F. Dillinger, K4WSA

**TEST CLIP FOR TIGHT SPOTS**

Standard alligator clips don't work well in the crowded circuitry of transistor radios and other miniature equipment. Ideal substitutes, however, are the pointed pin-curl clips employed in beauty shops and available in most drugstores. They're narrow enough to fit almost anywhere, and have a good, strong spring. Solder a length of wire to the inside of one of the "tabs" used to open the clip and you're in business.

—Bob Culter

**COMING NEXT MONTH**



Tired of putting up with the chatter of other CB'ers while listening for your own mobile unit? Then build this selective calling system to silence your base receiver until your mobile rig turns it on.

ON SALE

MARCH 27

- **TRANSISTOR THERMOSTAT**  
This little device is far more accurate than most home thermostats. Costing about \$10.00 to build, it makes a fine temperature control for crystal ovens and darkrooms.
- **ELECTRONICS RESIDENCE SCHOOLS**  
This concluding installment of our three-part series on electronics training schools gives you the low-down on residence schools—exactly what the schools expect from you and what you can expect from them.
- **THE N-C CHARGER**  
Good-looking and easy-to-build, this dual-output charger will recharge most nickel-cadmium batteries found around the home or shop.

Always say you saw it in—POPULAR ELECTRONICS

**ON LAND- IN THE AIR and ON THE SEA...**

**BIG MONEY!**

awaits  
**TRAINED  
TECHNICIANS**  
in  
**TELEVISION-RADIO-  
ELECTRONICS-RADAR**

**EARN AS YOU  
LEARN!**

Get CHRISTY's Complete Course. Why be satisfied with less? CTS Shop Method Home Training makes learning easy. You receive Comprehensive training from the start. **EARN AS YOU LEARN!** You become qualified to open your own Electronics Repair business or to gain high pay as a TV, Radio, Electronics Technician.

**19 TRAINING KITS INCLUDED!**

Multi-Tester, Oscillator, Signal Tracer, Oscilloscope, Signal Generator, Electronic Timer, Regenerative Radio, 21" TV set (Optional) and other valuable equipment sent. Send today for **3 FREE BOOKS**. No obligation.

**3  
FREE  
BOOKS**

**CHRISTY TRADES SCHOOL, Dept. T-1114,  
3214 W. Lawrence Ave., Chicago 25**

Send me 3 Free Books and Special Form for PAYING LATER  
from EARNINGS MADE WHILE LEARNING.

NAME ..... Age.....

ADDRESS .....

CITY ..... Zone..... STATE.....

# THE 1962 ELECTRONIC EXPERIMENTER'S HANDBOOK

Each year thousands of electronics hobbyists eagerly await the new edition of the Electronic Experimenter's Handbook! And no wonder—each edition presents dozens of challenging and intriguing do-it-yourself projects, plus invaluable charts and tables. And this year's Electronic Experimenter's Handbook is bigger and better than ever!

## 5 BIG SECTIONS ON:

### Citizens Band

Cubical Quad for CB  
Citizens Band Q Multiplier  
CB Channel Spotter  
SWR/Power Meter for CB

### Stereo and Hi-Fi

Space Saver Speaker System  
Direct Coupled Hi-Fi Amplifier  
Stereo Testing Made Easy  
FM Table Radio Turns Tuner

### Electronics in the Workshop

VTVM Adapter for Multimeters  
In-Circuit Transistor Tester  
Universal Workshop Tester  
A.C. Transistorized Voltmeter

### Short Wave Listening and Ham Radio


Compactron V.H.F. Receiver  
The Monitor Meter  
Mike Stands from Lamp Sockets  
BC-Band DX Booster

### Electronics around the Home

Build Infrared Burglar Alarm  
Big Sound from Personal Portables  
Musical Telephone Holcer  
3 Way Intercom

Watch for the 1962 ELECTRONIC EXPERIMENTER'S HANDBOOK — Now on sale at your newsstand or electronic parts store. Or send in this handy coupon and we'll send your copy to you.

**Only \$1.00**



Retail Sales Division  
Ziff-Davis Publishing Company  
One Park Avenue  
New York 16, New York

Please send a copy of the 1962 ELECTRONIC EXPERIMENTER'S HANDBOOK. I enclose \$1.00 and 10¢ to cover mailing and handling charges. (Canada and Foreign \$1.25 plus 10¢ postage.)

NAME \_\_\_\_\_

ADDRESS \_\_\_\_\_

CITY \_\_\_\_\_ ZONE \_\_\_\_\_ STATE \_\_\_\_\_

(add 3% sales tax if New York City resident)

## BEST BUYS IN STEREO AND MONO HI-FI

New Transistorized Stereo/Mono 4-Track Tape Deck RP100 Semikit (electronics in kit form) \$299.95 Wired \$399.95



New FM-AM Stereo Tuner ST96 Kit \$89.95 Wired \$129.95 Incl. FET

New 70-Watt Integrated Stereo Amplifier S770 Kit \$94.95 Wired \$149.95



New 40-Watt Integrated Stereo Amplifier ST40 Kit \$79.95 Wired \$129.95



28W Integrated Stereo Amplifier HF81 Kit \$69.95 Wired \$109.95

FM Tuner HFT90 Kit \$39.95 Wired \$65.95 Incl. FET Metal Cover \$3.95



Stereo Preamplifier HF85 Kit \$39.95 Wired \$64.95

AM Tuner HFT94 Incl. FET Kit \$39.95 Wired \$65.95



NEW FM-Multiplex Autodaptor MX99 Kit \$39.95 Wired \$64.95 Cover Optional, \$2.75 (Patents Pending)



Bookshelf Speaker System HFS1 Kit \$39.95 Wired \$47.95

Stereo Power Amplifiers



	Kit	Wired
100W HF89:	\$99.50	\$139.50
70W HF87:	\$74.95	\$114.95
28W HF86:	\$43.95	\$74.95

## BEST BUYS IN CITIZENS TRANSCEIVERS, HAM GEAR, RADIOS

Citizens Band Transceivers from Kit \$59.95 Wired \$89.95



New 60W CW Transmitter #723 Kit \$49.95 Wired \$79.95

NEW Walkie-Talkie Citizens Band Transceiver #740 Kit \$54.95 Wired \$79.95. Complete with rechargeable battery & charger.



## BEST BUYS IN TEST EQUIPMENT

New Metered Variable Auto-Transformer AC Bench Supplies Model 1073 (3 amps)



Kit \$35.95 Wired \$47.95 Model 1078 (7 1/2 amps) Kit \$42.95 Wired \$54.95

Peak-To-Peak VTVM #232 & Uni-Probe® Pat. #2,790,051 Kit \$29.95 Wired \$49.95



VTVM #221 Kit \$25.95 Wired \$39.95

DC-5 MC 5" Scope #460 Kit \$79.95 Wired \$129.50



5" Push-Pull Scope #425 Kit \$44.95 Wired \$79.95

Tube Tester #625 Kit \$34.95 Wired \$49.95



RF Signal Generator #324 Kit \$26.95 Wired \$39.95



1000 Ohms/Volt V-O-M #536 Kit \$12.90 Wired \$16.90



6- & 12V Battery Eliminator & Charger #1050 Kit \$29.95 Wired \$38.95



Extra-filtered for transistor equip. #1060 Kit \$38.95 Wired \$47.95

NEW AC Volt-Watt Meter #260 Kit \$49.95 Wired \$79.95



Multi-Signal Tracer #145A Kit \$19.95 Wired \$28.95



# EICO

# EXCELLENCE IN CREATIVE ELECTRONICS

Over 2 MILLION EICO instruments in use throughout the world. Compare, take them home — right "off the shelf" — from 1500 neighborhood dealers, most of whom offer budget terms.





EICO, 3300 N. Blvd., L.I.C. 1, N.Y. PE-3  
 Send free Catalog describing over 80 top-quality products, free Stereo Hi-Fi Guide, free Short Course for Novice License, name of nearest EICO dealer.  Send new 36-page GUIDEBOOK TO HI-FI for which I enclose 25¢ for postage & handling.

Name.....  
 Address.....  
 City..... Zone ... State.....  
 Add 5% in the West

Listen to the EICO Hour, WABC-FM, N. Y. 95.5 MC, Mon.-Fri., 7:15-8 P.M.

©1962 by EICO, 3300 N. Blvd., L. I. C. 1, N. Y.





By BERNARD DICKMAN

# Emily...

## The Robot with a One Track Mind

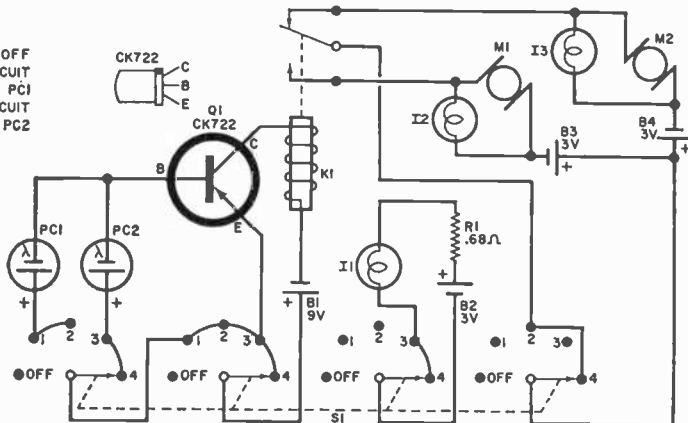
THE strange-looking object following the white line is named "Emily." She may look like a dishpan with eyes but this "Electro-Mechanical Inebriated Ladybug" is actually an electronic robot of the simplest type. Though equipped with only one "sense organ" (a photocell), two "muscles" (a pair of motors) and a very rudimentary "brain" (a transistor and relay), she's capable of some extremely intelligent (if slightly inebriated) behavior.

The ladies of our own species are often said to have "one-track minds." In Emily's case, however, this is literally true. Set her down on a white line and she'll doggedly follow it, regardless of how many times it twists and turns. Though her weaving gait suggests that she's a little "under the influence," she always reaches the end. This isn't all Emily can do, though; blink a flashlight beam at her and she'll follow *you* to the ends of the earth.

**COVER STORY**

SWITCH POSITION	FUNCTION
OFF	ALL POWER OFF
1	TEST PC1 CIRCUIT
2	OPERATE WITH PC1
3	TEST PC2 CIRCUIT
4	OPERATE WITH PC2

Emily's uncomplicated circuit can be further simplified if optional photo-cell PC1 is omitted. Positions 1 and 2 of S1 would not be needed, and a 3-position switch could be used.



### PARTS LIST

B1—9-volt battery (RCA VS 305 or equivalent)  
 B2, B3, B4—3-volt battery; 2 flashlight cells in series (Burgess Type 2 or equivalent)  
 I1—2.2-volt, pre-focused-type flashlight lamp (G.E. Type 222 or equivalent)  
 I2\*, I3\*—Pilot lamp (G.E. Type 48, or equivalent)  
 K1—Sensitive relay; 8000-ohm, 0.7-ma. coil; s.p.d.t. contacts (Sigma 26F-8000-CDS/SIL or equivalent)  
 M1, M2—Miniature d.c. motor (supplied with gear train kit—see "Hobby-Shop Items" listed below)  
 PC1\*, PC2—Selenium photocell (International Rectifier B2M or equivalent)  
 Q1—CK722 transistor

R1—0.68-ohm, 1/2-watt resistor  
 S1—4-pole, 5-position rotary switch (4-pole, 3-position switch if PC1 is not used—see text)  
 1—2" x 7" x 5" aluminum chassis (Bud AC-402 or equivalent)  
 1\*—1 1/4" x 2 3/4" x 2 3/8" miniature aluminum chassis (Bud CB-1623 or equivalent)  
 1—Socket for I1 (Dialco 505 or equivalent)  
 3—Battery holders—for B2, B3, and B4 (Keystone 186 or equivalent)  
 1—Battery holder—for B1 (Keystone 96 or equivalent)  
 Misc.—Terminal strips, wire, hardware, plastic dishpan\*, pilot lamp assemblies for I2 and I3 (if used), etc.  
 \*Optional—see text

### Hobby-Shop Items

2—Wilson No. 3000 motor and gear train kits—see text  
 2—2 1/2"-diameter, airplane-type wheels (VECO No. 321 or equivalent)  
 1—1"-diameter, airplane-type wheel


1—6"-length of stiff wire (diameter to match hub of 1" wheel above)  
 Misc.—Epoxy-resin glue (Duro E-POX-E or equivalent) or "heatless" solder (Craftsman Metal-Mend or equivalent)

**How Emily Works.** Emily's uncanny behavior is made possible by a very simple electronic circuit. With switch S1 in position 4, as shown in the schematic diagram, photocell PC2 is connected to the base circuit of transistor Q1. Also, power is fed to the transistor, exciter lamp (I1), and motors M1 and M2 from batteries B1, B2, B3, and B4, respectively.

Exciter lamp I1, a 2.2-volt flashlight bulb, is powered from 3-volt battery B2 and provides illumination for photocell PC2. Though resistor R1 drops the battery voltage a bit, I1 is still operated slightly in excess of its rating. This is done purposely, since the extra light output is needed to insure positive operation of the photocell.

When PC2 is illuminated, a small volt-

One of the two motor and gear train units which drive rear wheels. Assembled from kits, these units were set for reduction ratios of 216 to 1.



age is generated which biases *Q1*'s base. This causes the collector-emitter resistance of the transistor to drop to a low value, allowing current to pass from *B1* through *K1*'s coil. The energized coil then pulls down the relay armature.

Motors *M1* and *M2*, each of which turns one of Emily's rear wheels, are controlled through the relay's contacts. When the relay coil is not energized, power is fed to *M2*; when it is energized, power is fed to *M1*. The two motors are never powered simultaneously.

Photocell *PC2* and exciter lamp *I1* are mounted on the *M1*, or right, side of the chassis, near the front, as shown in the photos. The lamp, which is of the pre-focused type, is pointed down. If it passes over a white surface, light is reflected back into the photocell and motor *M1* is switched on; if the surface is dark, *M1* is shut off and power is fed to *M2*.

When Emily is placed over a white line on a dark floor, the left-rear wheel (driven by *M2*) will rotate. Pivoting on her single front wheel, she will turn toward the right until *I1* passes over the line, reflecting light into *PC2* and activating *K1*. This, of course, switches power from *M2* to *M1*, and Emily will turn toward her left until *I1* is moved away from the white line and power is switched back to *M2*.

The process is then repeated as described above—the net result being that the robot follows a mildly “drunken” course along the line. Indicator lamps *I2*

and *I3* (optional), wired in parallel with *M1* and *M2*, respectively, are Emily's “eyes”; they blink on and off as she changes direction.

*Position 3* of *S1* is used for test purposes. With the switch set in this position, photocell *PC2*, the transistor, and exciter-lamp circuits are left unchanged—but power for the motors is cut. In this way, the operation of the white-line tracking circuits can be checked without running the motors.

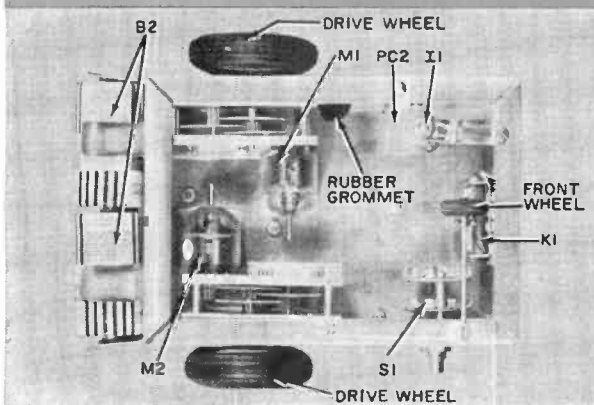
With *S1* in *position 2*, photocell *PC1* is connected to *Q1*'s base circuit in place of *PC2*. This optional photocell is mounted on top of Emily's cover and enables the robot to follow, by means similar to those discussed earlier, a flashlight beam in a darkened room. Power is also fed to the transistor and motor circuits, but exciter lamp *I1*, not needed in this application, is shut off.

*Position 1* of *S1* is used for testing the light-beam following circuit. With *S1* in this position, everything is connected as above, except that the motor circuit is shut off. To cut off all of Emily's power, *S1* is placed in the “off” position.


If the light-beam-following feature is not desired, *PC1* is not needed—nor are switch positions 1 and 2. In this case, Emily may be wired to use a 4-pole, 3-position switch.

**Putting Emily Together.** Begin by assembling the two Wilson No. 3000 motor and gear train kits which will supply the robot's motive power. Following the in-

View of robot's underside with all major components installed. Terminals of *K1* should be prewired, since they are difficult to reach once relay is in place.



Batteries which power the motors, exciter lamp, and transistor circuit dominate top view. Battery leads are run through the rubber grommet.



structions supplied with the kits, set up each unit for a reduction ratio of 216 to 1.

These kits are available in most hobby shops; but you can also get them by mail (write Wilson's of Cleveland, 6502 N.W. 16th St., P.O. Box 8995, Fort Lauderdale, Fla., enclosing \$4.00 for each kit). You'll find that more gears are included than you will need, but it's more economical to purchase the kits than to buy the required components individually.

With the power units assembled, the main construction job can begin. Parts placement is not critical, except where specified, but the photographs should be followed as closely as possible.

Mount the power units under the chassis as shown. Each one should be positioned so that its output shaft passes through the chassis lip at a point about 2" from the *B2* end of the chassis. Use sheet-metal screws wherever there isn't enough clearance to install a nut for a machine screw.

Relay *K1* is installed under the chassis on the end opposite *B2*. Place it far enough from switch *S1* so you won't have difficulty wiring the switch terminals. The terminals of the relay itself are difficult to reach once the unit is fastened in place, so solder leads of the proper length to each one before installation.


The bracket for *I1*'s holder is fastened to the lip of the *K1* end of the chassis and positioned 1" from the corner as

shown. Before installing *I1* in the holder, wrap the bulb with tape so that only its tip is left unmasked. Then, with *I1* in place, bend the bracket down so that the tip of *I1* projects only about  $\frac{3}{16}$ " out from the chassis. Photocell *PC2*, its right-angled mounting bracket carefully bent out straight, is also fastened to the chassis lip and placed so that it centers on, and almost touches, *I2*.

The leads of transistor *Q1* are soldered to a 3-lug terminal strip fastened under one of the mounting nuts for *B3*'s holder. Dropping resistor *R1* (not visible in the photographs) is mounted on a 2-lug terminal strip which is located under *PC2* and fastened to another of the mounting nuts for *B3*'s holder. Other terminal strips found to be necessary as you proceed with the wiring can be installed as you go along.


Holders for batteries *B1*, *B2*, *B3*, and *B4* are mounted as shown in the photos and need no special comment. The leads from these batteries, and from the pilot lights and photocell (if used) on Emily's cover, pass to the underside of the chassis through a  $\frac{3}{8}$ " rubber grommet placed as shown.

This all but completes the mechanical work on the chassis except for the installation of the wheels. The small front wheel is mounted on a length of steel wire, the diameter of which matches its hub. As can be seen in the close-up photograph of this assembly, the wire is bent




Mounting of *PC2*, *I1*, and front wheel can be seen clearly at left. Terminal strip for resistor *R1* will be fastened under nut directly below *I1*. Rear wheels with setscrew pulleys glued on are shown below, as is spare shaft used for centering the hubs. Either epoxy resin or "heat-less" solder can be used for gluing.





This under-the-chassis view shows the completed wiring. A 3-lug terminal strip is mounted for Q1; connections to PC2 are made via a 2-lug strip.



Completed robot with dish-pan cover in background. All the components and wiring associated with the cover are optional (see text).

at a right angle and fastened at two points on the chassis lip with screws and washers.

The driving wheels are mounted on the gearbox output shafts by means of set-screw pulleys (one is supplied with each Wilson kit). These pulleys must be glued to the wheels; either epoxy-resin glue or "heatless" auto body solder will work well (see Parts List).

The hubs of the wheels used in the model were larger in diameter than the  $3/32$ " pulley hubs. In order to center the pulley hubs on the wheel hubs properly, spare  $3/32$ " shafts from the kits were slipped through the latter. In each case the diameter of the shaft, where it passed through the wheel, was built up with masking tape to match the diameter of the hub. The pulley was then slipped over the protruding end of the shaft and glued in place. When the glue dried, the spare shafts were removed and the wheels mounted on the gearbox shafts.

The design for the robot's cover can be as fanciful and imaginative as you wish to make it. The cover used here was made out of a yellow plastic dishpan about  $12\frac{3}{4}$ " in diameter and 4" high. A  $1\frac{1}{4}$ " x  $2\frac{3}{4}$ " x  $2\frac{5}{8}$ " miniature aluminum chassis, its two short ends bolted to Emily and the dishpan, respectively, serves as the mounting bracket.


Photocell *PC1* and the pilot lamp assemblies for *I1* and *I2* are mounted on the cover. A terminal strip installed under *PC1*'s mounting nut connects the short leads of the photocell to the longer ones required to reach the chassis. The photocell and the two pilot lamps, as explained earlier, are optional.

Emily's wiring is not at all critical. All connections are made in normal point-to-point fashion, and no special attention need be paid to lead dress. Just be sure to use a heat sink when soldering *Q1*'s leads and to observe carefully the polarity of battery *B1*—otherwise, the transistor might be damaged.

**Testing and Operation.** Install batteries *B1*, *B2*, *B3*, and *B4* and, if *PC1* is used, set switch *S1* at position 1. Shine a flashlight on photocell *PC1* and check to see that relay *K1* pulls in. When you block the light beam with your hand, the relay should return to its normal position.

With *PC1* illuminated, turn *S1* to position 2. This should start motor *M1* and illuminate *I2*. Be sure that the rotation of the wheel is in the proper direction (clockwise when viewed from the side). If the rotation is wrong, reverse either the motor leads or the polarity of battery *B3*.

Next, shield *PC1* from the light. This should switch power from *M1* and *I2* to  
(Continued on page 95)



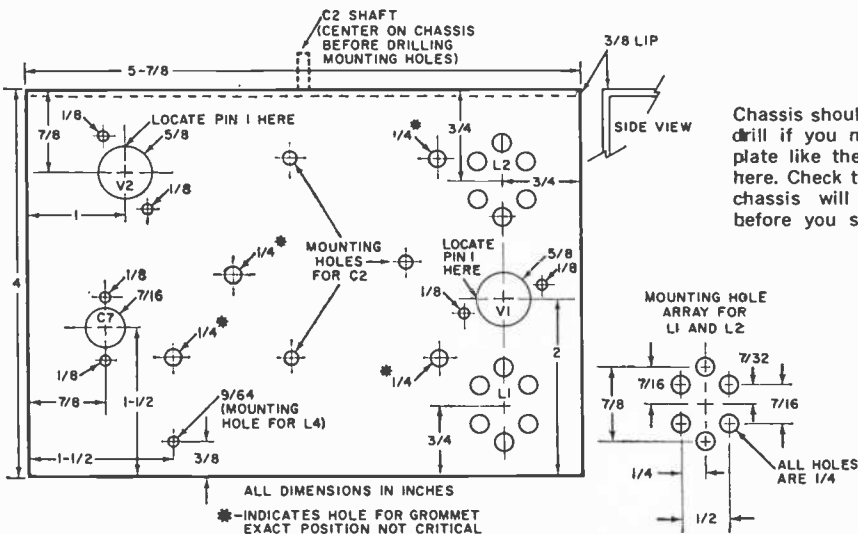
**E**VER LISTEN to the low-frequency "aircraft" band between 140 and 430 kc.? Chances are this portion of the spectrum is as unfamiliar to you as next week's DX'ing. Yet it's packed with aircraft beacon signals, tower-to-plane landing instructions, and continuous weather reports.

Since this band is seldom included on communications receivers, a special receiver or converter is usually required to pick it up. With the two-tube converter pictured here, you can easily adapt your communications receiver or even a good broadcast set to cover the 140 - 430 kc. range. Furthermore, the converter won't prevent you from picking up stations in the receiver's normal tuning range, since a switch on the converter's front panel enables you to bypass the converter and

run your antenna directly to the communications set.

**Construction.** The converter is housed in a 4" x 5" x 6" utility box; all parts, with the exception of the input and output jacks, are mounted on the front panel of the box and on a simple "L"-shaped chassis. In the model, the chassis is a 4 3/8" x 5 7/8" sheet of aluminum with a 3/8" lip bent on one edge for mounting. If you prefer, small angles could be used in place of the lip to support the chassis.

Begin assembly by drilling all holes in the chassis and box, and mounting all parts except power transformer *T1* and filter capacitor *C8*. All wiring, except that for the power supply and the input and output connections, can now be completed. Be sure to connect the terminals of the oscillator coil (*L4*) exactly as



Chassis should be easy to drill if you make a template like the one shown here. Check to make sure chassis will fit in box before you start drilling.

# 430 and DOWN

## Two-tube converter lets you listen to signals below the broadcast band

By PHILIP E. HATFIELD, W9GF5

Receiving Tube Dept.,  
General Electric Co.


shown in the schematic, and note that both the rotor and the stator of padder capacitor *C7* must be insulated from the chassis.

Power transformer *T1* and filter capacitor *C8* can now be mounted and the power supply wired. The front panel and chassis should be mounted in the case, and the antenna and output leads connected to the antenna binding post (*J1*) and output jack (*J3*), respectively. If a small amount of slack is left in these wires, the unit can be removed from the case without unsoldering the antenna and output connections. (Simply turn the back plate at an angle and slide the whole assembly, back plate dangling, through the front of the box.)

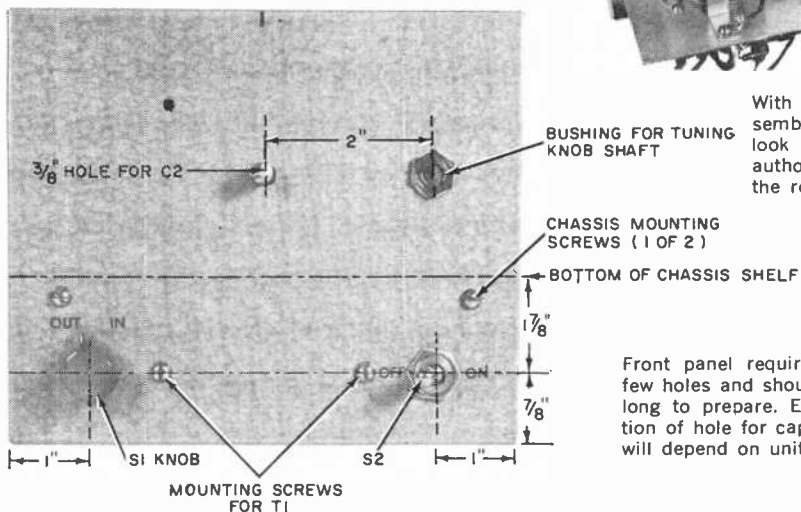
**Alignment.** With the utility box used here, the converter must be removed

from the cabinet for alignment. Make certain that the power supply is feeding about 100 volts to the tubes, then allow the converter to warm up for approximately ten minutes.



The oscillator should then be adjusted so that it covers the 1640 - 1930 kc. range. This can be done most easily by picking up the signal from the oscillator on an accurately calibrated communica-



With a little care in assembly, your converter can look just as neat as the author's. This photo shows the rear of the instrument.



Front panel requires only a few holes and shouldn't take long to prepare. Exact position of hole for capacitor *C2* will depend on unit selected.



These two views of the underside of the chassis show the location of every major component. Leads to jacks J1 and J3 should be long enough to allow you to rotate the back panel slightly in order to pass it through the utility box.

tions receiver and adjusting the oscillator to cover the proper range.

To align the converter, set the trimmer capacitor on the oscillator section (*C2b*) of the three-gang capacitor at about mid-range, padder *C7* at mid-range, and turn the three-gang capacitor (*C2*) to maximum capacitance. Tune the communications receiver to 1640 kc. and adjust the slug in the oscillator coil (*L4*) until the oscillator is on 1640 kc.

Now turn the three-gang capacitor to minimum capacitance, tune the communications receiver to 1930 kc., and adjust

### PARTS LIST

*C1, C6*—0.001- $\mu$ f. ceramic capacitor  
*C2a/C2b/C2c*—Three-gang variable capacitor, 365- $\mu$ f. per section (Allied Radio 60 H 726 or equivalent)  
*C3*—0.05- $\mu$ f., 200-volt paper capacitor  
*C4, C9*—0.05- $\mu$ f., 400-volt paper capacitor  
*C5*—50- $\mu$ f. mica capacitor  
*C7*—50- $\mu$ f. variable capacitor, screwdriver or hex-wrench adjust (Hammarlund APC-50 or equivalent)  
*C8a/C8b*—Dual 50/50- $\mu$ f., 150 v.w.d.c. electrolytic capacitor  
*D1*—1N1695 diode  
*J1, J2*—Insulated jacks (one red, one black)  
*J3*—RCA phono jack  
*L1*—140-425 kc. antenna coil (Miller X-121-A, Stancor RTC-8756, or equivalent)  
*L2*—140-425 kc. r.f. coil (Miller X-121-RF, Stancor RTC-8757, or equivalent)  
*L3*—1-mh. r.f. choke  
*L4*—Oscillator coil (Miller 72-OSC, Stancor RTC-8735, or equivalent)  
*R1, R5*—100 ohms  
*R2*—100,000 ohms  
*R3*—22,000 ohms  
*R4*—470 ohms  
*R6*—2700 ohms, 2 watts  
*S1*—2-pole, 2-position, non-shorting, rotary switch (Mallory 3222J or equivalent)  
*S2*—S.p.s.t. toggle switch  
*T1*—Power transformer: primary, 117 volts a.c.; secondaries, 110 volts @ 30 ma. and 6.3 volts @ 0.6 amp. (Olson T-173 or equivalent)  
*V1*—6BA6 tube  
*V2*—6BE6 tube  
 1—6" x 5" x 4" utility box (LMB U-C 972 or equivalent)  
 Misc.—Wire, solder, etc.

All resistors  
 1/2 watt unless  
 otherwise specified

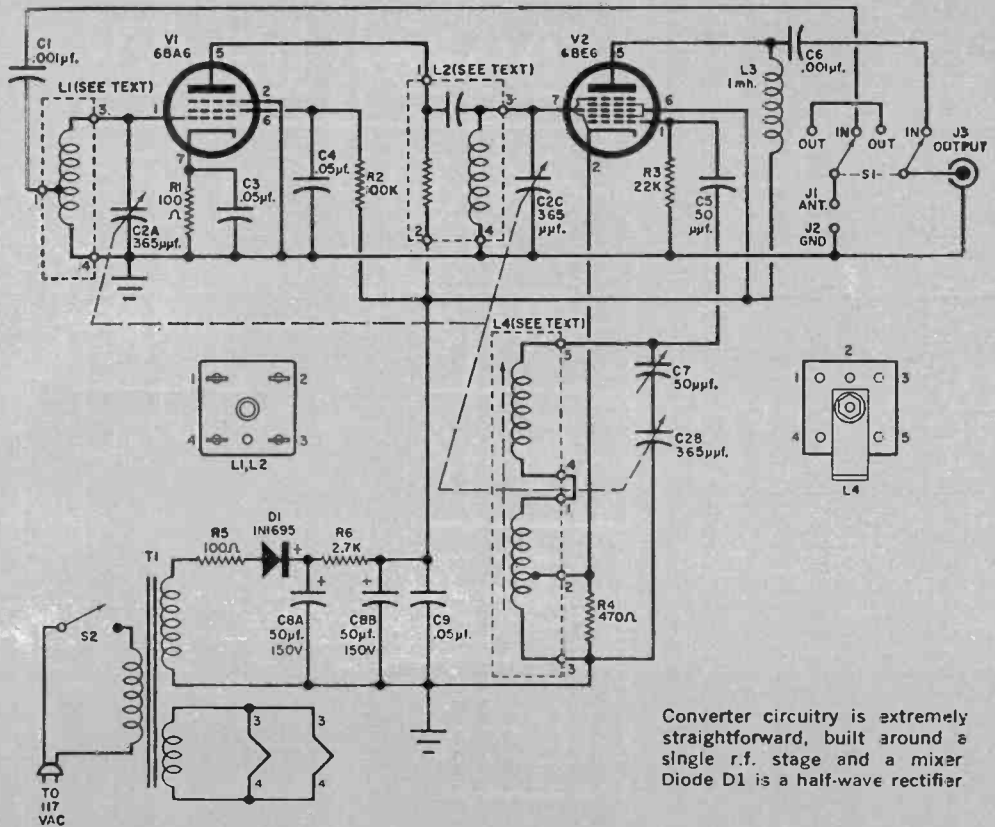
### HOW IT WORKS

The signal from the antenna is fed to the In/Out switch (*S1*) on the converter. When this switch is in the *Out* position, the signal is fed directly to the input of the receiver connected to the converter. When *S1* is in the *In* position, however, the signal travels (via capacitor *C1*) to the grid circuit (*L1/C2a*) of the 6BA6 r.f. amplifier (*V1*), and the receiver is connected to the output of the converter.

the padder capacitor (*C7*) until the oscillator is on 1930 kc. There will be considerable interaction between the slug and padder adjustments, and some "juggling" between the two will be necessary to achieve the proper frequency range.

After the oscillator has been adjusted to cover the required range, run a length of shielded wire from the output jack (*J3*) of the converter to the antenna and ground terminals of the communications receiver. Connect a signal generator to the input of the converter, and





Converter circuitry is extremely straightforward, built around a single r.f. stage and a mixer. Diode D1 is a half-wave rectifier.

The signal fed to tube *V1* is amplified and then fed to the tuned circuit (*L2/C2c*) in the signal grid of the 6BE6 oscillator/mixer (*V2*). The tuned circuit (*L4/C2b* and *C7*) in the oscillator grid of *V2* controls the frequency of the local oscillator signal which is produced in *V2* and mixed with the incoming signal. The intermediate-frequency signal which results from mixing these two signals appears across the r.f. choke

(*L3*) in the plate circuit of *V2* and is coupled to the associated receiver through capacitor *C6*. The r.f. amplifier grid circuit, the mixer signal-grid circuit, and the oscillator-grid circuit are so tracked that the oscillator is always 1500 kc. higher than the incoming signal. This allows signals between 140 and 430 kc. to be tuned in with the converter when the communications receiver or broadcast set is tuned to 1500 kc.


tune the communications receiver to 1500 kc. and the signal generator to 400 kc. Tune in the 400-kc. signal with the converter and adjust the trimmers on *C2a* and *C2c* for maximum signal strength.

A calibration curve of frequency-versus-dial settings of the converter can be drawn, or a calibrated scale can be attached to the dial. The dial scale shown on the model was prepared by making a drawing on tracing paper and then using this drawing to make a photographic contact print. The print was trimmed to size, with allowance made for a border

at the edge of the dial to accommodate the rim-drive mechanism. The print was then cemented to the dial, and sprayed with clear lacquer.

**Operation.** The converter should be used with a transformer-operated receiver, preferably of the communications variety. An a.c./d.c. receiver would introduce a shock hazard, and the loop antenna incorporated in this type of receiver would allow excessive pickup of signals other than those between 140 and 430 kc. Connections between the converter

(Continued on page 96)



## Equipment Report


# Regency CB-27

## Ranks High

**A**MONG the hundred different CB transceivers now on the market, there are several that are exceptionally well designed. One is the CB-27 available from Regency (7900 Pendleton Pike, Indianapolis 26, Ind.) and selling for \$124.95. (It is supplied for mobile use as the CBM-27-6 and CBM-27-12.) Small and very compact, the CB-27 incorporates a dual-conversion receiver covering all of the CB channels.

During a 30-day test in the POPULAR ELECTRONICS lab, the CB-27 racked up an excellent performance record. Our one reservation (see "Box Score") is that the operating ease is limited because only two transmit channels are available, and switching between the two is slightly inconvenient. This is a very minor drawback to the single-channel CB user when it is weighed against receiver performance, price, size and talk power.

By the way, the Regency CB-27 is one of the few transceivers that has a modulation level control in its speech amplifier circuitry. At maximum setting, the modulation percentage was 110%—which is more than enough to compensate for aging tubes. —[50]



Crystals for the two transmitting channels are located behind a removable plate. The slide switch for changing frequency is just below the crystal mounts.



With an RCA Power Line Monitor checking the line voltage and a CESCO Transi-check measuring output, the CB-27 produced 3.2 watts output at 5 watts input.

### BOX SCORE

	Excellent	Good	Fair	Poor
Talk Power	✓			
Selectivity	✓			
Sensitivity	✓			
Squelch	✓			
Noise Limiting	✓			
Stability	✓			
Operating Ease			✓	



# IMPROVED EXPANDED SCALE VOLTMETER

*New circuit will read peak a.c. voltage, or d.c. volts, regardless of lead polarity*

By DOROTHY LOUISE ZACHARY

**I**F you built the "Expanded-Scale Voltmeter" described in the August 1961 issue of POPULAR ELECTRONICS, or if you're still thinking about building one, you'll be interested in this useful modification. As you may recall, the original instrument had three d.c. voltage ranges (0-10, 10-20, and 20-30), each spread out over the full scale of a 4½"-wide panel meter. Overload protection was automatically provided by the zener diodes used in the circuit; these diodes had the effect of "locking" the meter at its maximum scale reading regardless of the amount of overvoltage applied at the input jacks.

The improved expanded-scale voltmeter retains all of the original features, but each of the three d.c. voltage ranges can now be used to read the peak a.c. volts as well. In addition, you

don't have to worry about polarity when using the instrument on d.c. No matter which of the input jacks is positive and which is negative, the meter reads in the proper direction. To get these extra bonuses, you have only to add four diodes, a capacitor and a couple of terminal strips.

**About the Circuit.** No changes have been made in the circuit of the original meter, shown in the shaded area of the schematic on p. 53. (For a discussion of this circuit, see article mentioned earlier.) The modification involves adding a simple diode-bridge input consisting of diodes *D4-D7* and capacitor *C1*. The new circuit is connected to the old one at the points (marked "X" on the

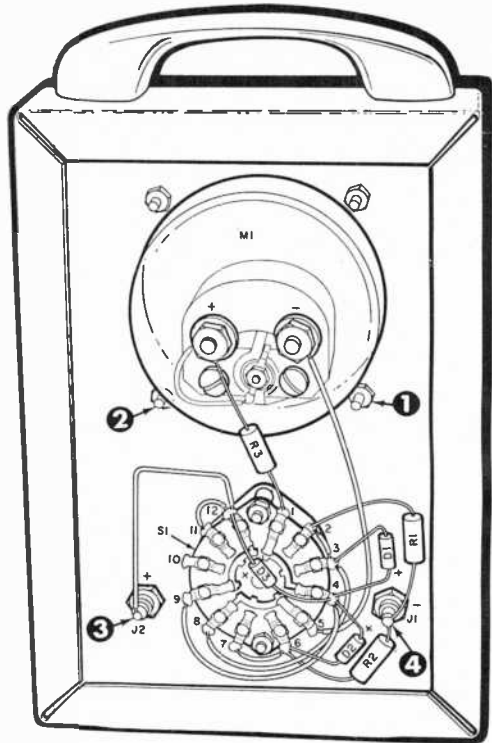
schematic) where input jacks *J1* and *J2* were originally wired in. These jacks are rewired to the diode bridge as shown.

If d.c. is now fed into the meter with *J1* plus and *J2* minus, diodes *D5* and *D6* conduct; diodes *D4* and *D7* do not conduct, since they are reverse-biased. The current then flows from *J2*, through *D6*, to the original negative input lead of the meter. Leaving the meter circuit through the original positive lead, the current passes through *D5* and out jack *J1*.

Should the situation be reversed (with *J1* minus and *J2* plus), diodes *D4* and *D7* would conduct—but diodes *D5* and *D6*, being reverse-biased, would not. In this case the current flows from *J1*, through *D4*, then to the original negative input lead of the meter and out the other lead as before. Passing through diode *D7*, the current finally flows out jack *J2*.

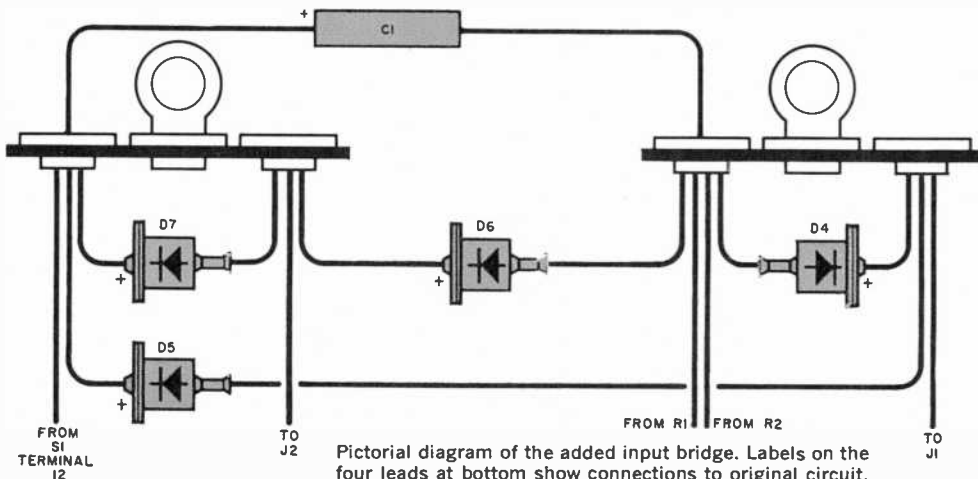
If jacks *J1* and *J2* are connected to an a.c. source, *J1* and *J2* become alternately positive and negative. When *J2* is negative, the current flows as in the first example discussed above; when *J1* is negative, the current flows as in the second example. Since the flow of current through the meter must always be in the same direction, rectification takes place. The net result is that the meter reads peak a.c. volts on each of its ranges. Capacitor *C1* acts as a ripple filter for the rectified a.c.; during d.c. operation, it serves to increase the damping factor of the meter.

**Making the Modification.** Even if you've already built the expanded-scale volt-

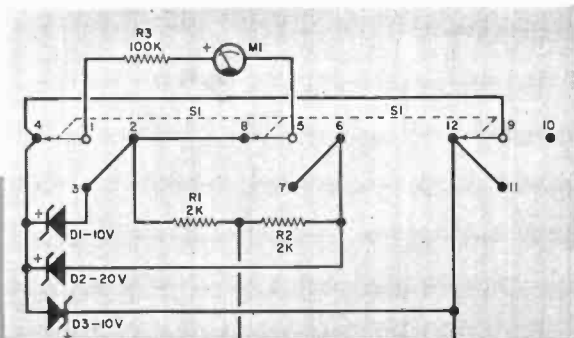


meter, installing the added components is no problem at all. Pictorial diagrams of the original circuit and the new input circuit are included for your convenience, as well as a photograph of the wiring of the author's modified unit.

Begin by removing the nuts from meter *M1*'s two bottom retaining screws. A 2-lug terminal strip is then installed



Pictorial diagram of the added input bridge. Labels on the four leads at bottom show connections to original circuit.



Pictorial diagram of original meter is shown at left. Begin conversion by installing terminal strips under nuts at points 1 and 2, unsoldering connections at points 3 and 4.

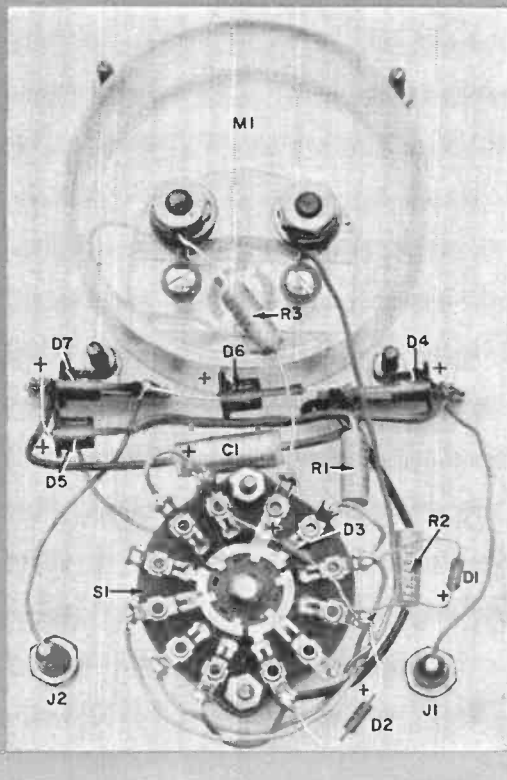
New circuit (in color) is added to old one (grey area) at the points formerly connected to jacks J1 and J2.

Rear view of converted unit (below) shows wiring clearly. Note that extra components fit with no overcrowding.

### COMPLETE PARTS LIST

- C1*—5- $\mu$ f., 50-volt miniature electrolytic capacitor\*
- D1, D3*—10-volt zener diode, 1-watt, 5% (Motorola 1N3020B or equivalent)
- D2*—20-volt zener diode, 1-watt, 5% (Motorola 1N3027B or equivalent)
- D4, D5, D6, D7*—1N91 diode\*
- J1, J2*—Insulated tip jack
- M1*—0-100 d.c. microammeter (Beede Model 230 or equivalent)
- R1, R2*—2000-ohm, 1-watt, 1% precision resistor (either deposited-carbon or wire-wound)
- R3*—100,000-ohm, 1-watt, 1% precision resistor (either deposited-carbon or wire-wound)
- S1*—3-pole, 3-position rotary switch
- 1—2" x 7" x 5" aluminum chassis (Bud AC-402 or equivalent)
- Misc.—Carrying handle, 2-lug terminal strips\*, wire, solder, etc.

\*Used in modified version only




on each screw, and the nuts replaced and tightened down. Disconnect the lead (from *S1*'s terminal 12) running to *J2* and the leads (from resistors *R1* and *R2*) running to *J1*. These leads are connected to the terminal strips as shown in the pictorial diagram of the input circuit.

Still referring to the pictorial, install diodes *D4-D7* and capacitor *C1* on the terminal strips, then wire in the new leads to *J1* and *J2*. Be sure to use a heat sink when soldering in the diodes (they can easily be ruined by the application

of too much heat) and to observe carefully the polarity of both capacitor *C1* and the diodes. The modification is now complete and the instrument is ready for use.

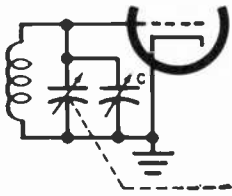
**Reading the Meter.** The procedure for reading the meter, whether you're measuring a.c. or d.c., is exactly the same as that used with the unmodified version. Just mentally convert *M1*'s 0-100 scale to read 0-10 volts; but add 10 volts to all measurements taken on the 10-20 volt range and 20 volts to all measurements on the 20-30 volt range. -30-



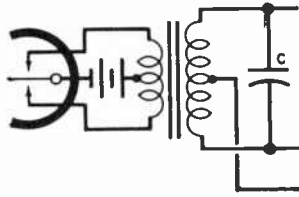
# CAPACITOR FUNCTION QUIZ

By **ROBERT P. BALIN**

*A "mainstay" of electronics, the capacitor is often identified by the function it performs. Can you match capacitor "C" in the circuits below with the functions listed on the right?*



**A**



**B**

**1** Coupling

\_\_\_

**2** Bypass

\_\_\_

**3** Filter

\_\_\_

**4** Trimmer

\_\_\_

**5** Decoupling

\_\_\_

**6** Sweep-forming

\_\_\_

**7** Buffer

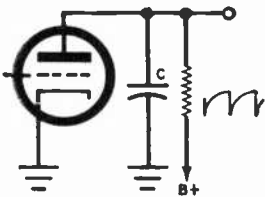
\_\_\_

**8** Padder

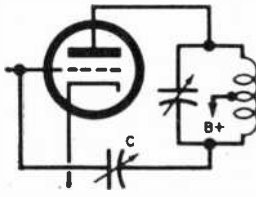
\_\_\_

**9** Neutralizing

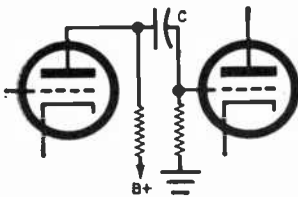
\_\_\_



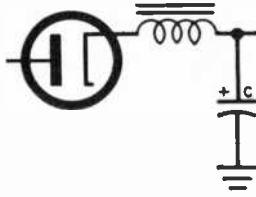
**C**



**D**

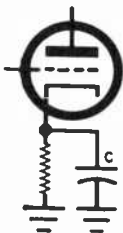


**E**

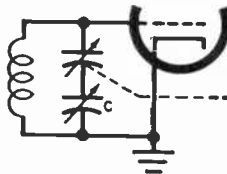


**F**

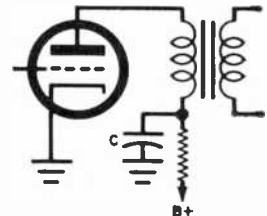
*(Answers appear on page 101)*



**G**



**H**



**I**

POPULAR ELECTRONICS

**Work out dozens of games  
to delight your friends  
with this clever panel of  
144 random-lighting bulbs**



# *The Magic Matrix*

By LOUIS E. GARNER, JR.

**T**HE "Magic Matrix" is a delightful electronic toy for children and an interesting gaming device for adults. An easy-to-build electronic gadget, it permits the random illumination of any one of a large number of neon bulbs at will, depending on the relative positions of two unmarked rotary switches.

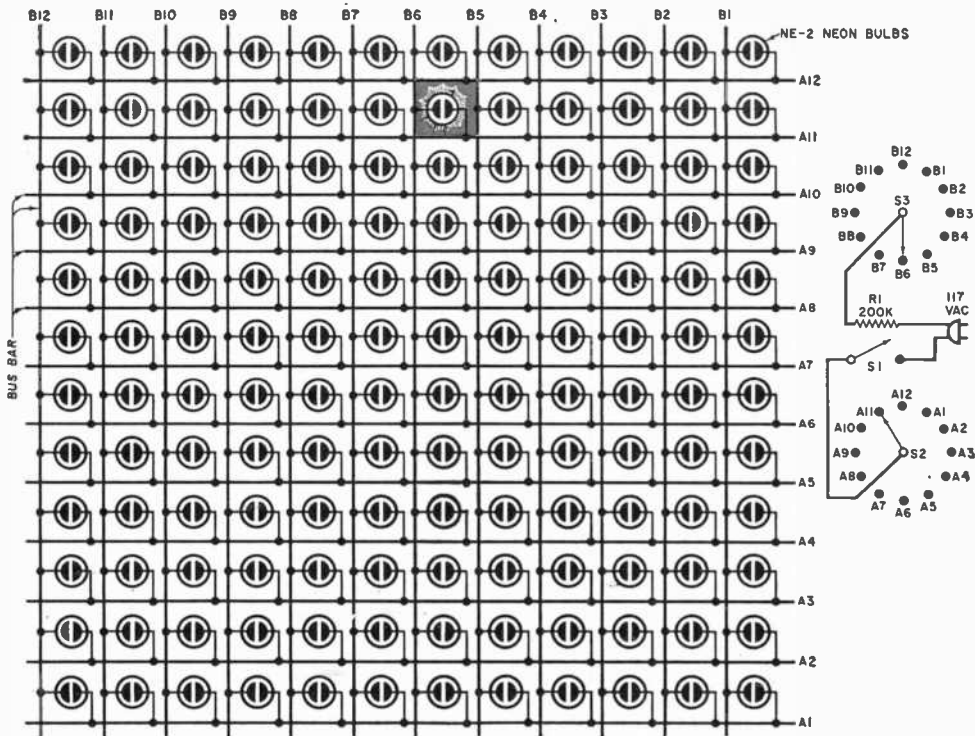
Basically, the Magic Matrix consists of a square 12 x 12 array of low-cost neon lamps. In operation, the manipulation of two rotary switches selects the row and column in which the chosen lamp is located. Then, when the *Push-to-Play* switch is depressed, the selected lamp glows. Since the two switches can rotate freely and continuously, and are unmarked, the chances of guessing

which lamp will glow are comparable to the odds of 143 to 1.

Thus, the Magic Matrix can form the foundation for a large variety of games, including *Electronic Roulette*, *Bingo*, *Rows and Columns*, *Blank the Board*, *Catch the Croak*, and others.

## CONSTRUCTION

The size and the operation of the Magic Matrix are determined by the Mallory 12-position single-pole rotary switches (Type 32112J) currently available at most parts distributors and mail order houses for about a dollar per switch. There are a few other types available with 14 and 20 positions, in case you would like a larger matrix, but



Of the 144 neon bulbs, only the shaded one will light for the switch positions shown. Wire bus bars to switch terminals having same markings.

they are priced much higher than the 12-position type.

Either NE-2 or NE-51 neon lamps may be used as indicating devices—one lamp for each position, or 144 lamps, in the 12 x 12 Magic Matrix. Type NE-2 lamps were used by the author because they are less expensive and come equipped with flexible wire leads which are easily soldered to connecting bus bars.

The playing board is made from a piece of perforated Masonite prepunched with holes on half-inch centers. Cut the board large enough to provide a mounting space for all the neon bulbs, as well as extra space for mounting the push-button *Push-to-Play* switch, *S1*, and the two rotary selector switches, *S2* and *S3*.

Using a tapered reamer, enlarge the small holes in the playing area sufficiently to provide a snug fit for the neon bulbs. Enlarge other holes (outside the playing area) for the line cord and for mounting the three switches.

#### PARTS LIST


- R1—220,000-ohm, 1/2-watt resistor
- S1—S.p.s.t. normal-closure push-button switch (Switchcraft #951 or equivalent)
- S2, S3—1-pole, 12-position non-shorting rotary switch (Mallory 321121)
- 144—Type NE-2 neon bulb
- Misc.—Wooden cigar box; two knobs; line cord; 12-lug terminal strips; perforated 1/4"-thick Masonite (to fit box); cement; rubber grommet, wood strips, etc.

Next, paint the board on its smooth side with white enamel or aluminum paint. When the paint has dried, the neon bulbs are seated in the mounting holes, and are cemented in place with Duco cement or some similar general-purpose household cement (such as General Cement Type 32-2A).

The neon lamps' leads (or terminals) are soldered to horizontal and vertical bus bars. Refer to the schematic diagram when making lamp connections. As each lamp is connected to a row and column bus bar, put a check mark on the lamp symbol in the schematic diagram.

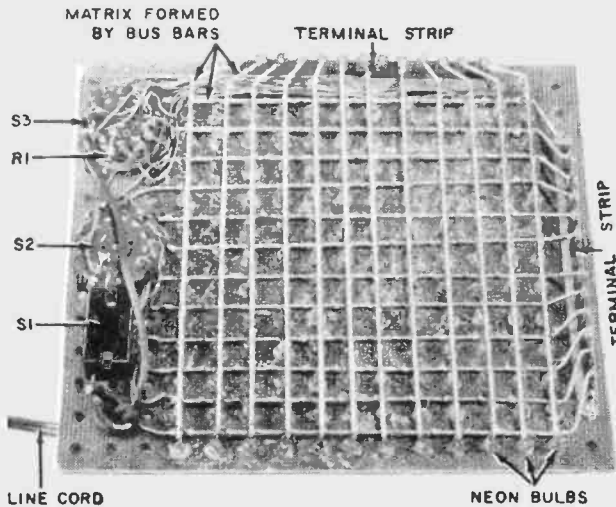
Each bus bar is made up of #12 tinned copper wire, straightened and mounted on terminal strips so that each is in-





Non-electronic parts and tools required to build the Magic Matrix are a wooden cigar box,  $\frac{1}{4}$ "-thick perforated board, wood strips, reamer, and razor.

After the terminal strips and switches are installed, the neon bulbs are seated in their openings and cemented in place; keep cement off the leads.



When wiring is completed (left), unit's matrix resembles that of a complex computer. Cigar box (below) makes neat-looking housing.



sulated from all others, with the vertical array of bus bars insulated from the horizontal array. This is accomplished by mounting one bus bar array one inch above the other set. One bus bar is provided for each row and column in the matrix . . . 12 horizontal and 12 vertical bars in a 12 x 12 array.

Connect one end of each horizontal bar to a different terminal on rotary switch  $S2$ . Similarly, each vertical bus bar is connected to corresponding terminals on rotary switch  $S3$ . Thus, the positions of the two rotary switches determines to which pair of horizontal and vertical bus bars voltage is applied when the *Push-to-Play* switch,  $S1$ , is depressed.

Switch  $S1$  is a s.p.s.t. normally-open

push-button switch in series with one side of the line cord. Series resistor  $R1$  is connected to the other side of the line cord and its resistance serves to limit the current through the selected neon bulb. Round, unmarked knobs should be installed on switches  $S2$  and  $S3$ .

To check the operation of the completed board, insert the line plug into a standard a.c. or d.c. wall receptacle and depress  $S1$ . One of the neon bulbs in the matrix should glow. With  $S1$  depressed, rotate  $S2$  and  $S3$  through their full rotation; one switch should "move" the  
(Continued on page 106)

# On the Citizens Band



with **DICK STRIPPEL**, 2W1452  
CB Editor

**T**HE TWO teen-agers who stole mobile CB radios in Wenatchee, Wash., recently, didn't realize that tracking down such mobile sets is child's play to Citizens Banders. The transceivers disappeared from the Belmont Radio and Music Shop on a Saturday afternoon. When the owner of the store, Merle (Beany) Lanphere, noticed they were gone, he turned on his own set, tuned it to the channel he knew the stolen sets used, and waited. Almost immediately he heard the two boys on the air.

Using a directional antenna, Lanphere tried to determine their location by the signal they were transmitting. Then, with the help of some six other members of the Apple Valley Citizens Band Association, he went looking for the sets.

"All it took was one call on the rig," said Lanphere, whose call letters are 14W1288, "and I had a crew out to run them down. It lasted about an hour and a half as the boys only talked at intervals and kept moving around."

The club members would listen on the same channel the boys were using, then switch to another channel to talk among themselves. After getting several "fixes," they converged on the boys, accompanied by a police car. Although the thieves escaped at this point, it was the beginning of the end, for several of the club members recognized them.

"Those Citizens Band radios proved to be good detectives," declared Lanphere, who handles both Polycomms and Osborne equipment in his store. He and his CB associates have had plenty of practice tracking down signals as part of Civil Defense drills.

Needless to say, the boys were apprehended a short time afterward and the missing CB sets recovered.

**Avoid QRM.** Need a rest from the babble of interference on some CB channels? If you're a serious fleet operator, or just someone who wants to get a message

through without hair-pulling QRM, try one of the even-numbered channels. For some reason, CB'ers seem to gravitate to the odd-numbered channels. With the possible exceptions of 4 and 20, the even-numbered channels are remarkably clear, even in the New York City area. B-C-N-U on channel 14?

**Alarming Views.** During the past several months, a number of clubs and individuals have taken it upon themselves to write to their Congressmen complaining about CB regulations. These people seem to take the stand that the FCC is an impersonal agency, while their representatives in Congress are there to work for them.

When examined logically, this view is not only ridiculous, but has an undermining effect on our governmental structure. A comparative case on a local scale would be the person who writes to his city councilman because he receives a traffic ticket or objects to parking meters. In some localities this may work—because the actions of the police force are governed by politicians with reelection in mind.

*(Continued on page 100)*




"Well, man, I hear like Citizens Bands are the thing now."

# IDIOT LIGHTS OUT ...METERS IN

*No way to keep tabs on your car's exact engine temperature? Then dump those "idiot lights" and replace them with this all-electronic temperature gauge!*

By  
**CHARLES CARINGELLA**  
W6NJV



**A**S you no doubt know, the temperature gauge is one "standard equipment" item that is missing from a good many cars. In fact, a colored light is often the only indication that there's trouble brewing somewhere in the auto's cooling system. And all too often, its warning comes too late.

While canvassing the auto parts houses in search of a suitable temperature gauge for his automobile, the author decided that he wanted a more versatile instrument than the types commonly available. An *electronic* temperature gauge was his solution.

The model shown was designed to operate as "universally" as possible. It will work on either a 6- or 12-volt, positive- or negative-ground system with simple circuit modifications. In addition, it can

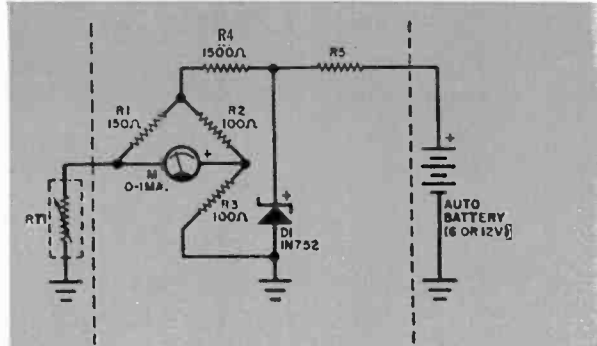
be constructed for less than \$10.00—cheap "insurance" against costly auto engine repairs from almost anyone's point of view. And it can be duplicated by virtually anyone without the need for test equipment or tricky adjustments.

There are several advantages in using an *electronic* temperature gauge. First, a single-conductor lead of any length can be run from the sensing unit to the meter assembly. Secondly, its response time is much faster than that of many other gauges—bourdon-tube types, for example. Last of all, any number of sensing units can be switched; this feature should be of value to auto enthusiasts and race-car drivers who would like to monitor cylinder-head and oil temperature as well as water temperature.


The model was carefully temperature-

calibrated, and, as long as the specified components are used, this calibration should be accurate enough for your unit. A meter face has been reproduced as part of this article and need only be traced, cut out, and glued in place.

**About the Device.** The "heart" of the electronic temperature gauge is a thermistor (*RT1*), which serves as the sensing element. Technically speaking, a thermistor is a resistor that has a *negative* temperature coefficient—that is, its resistance decreases tremendously as its temperature rises, and increases markedly as its temperature falls. By contrast, an ordinary resistor has a *positive* temperature coefficient; its resistance increases (although only slightly) as its



Bridge circuit is heart of electronic temperature gauge. Resistance of thermistor *RT1* varies with temperature, upsetting bridge balance, and causing current flow through meter *M1*.




New face for milliammeter can be prepared by simply tracing the above drawing.

### PARTS LIST

- D1*—Zener diode, 5.6 volts, 5%, 400 mw. (Texas Instruments 1N752 or equivalent)
- M1*—0.1 ma. miniature d.c. milliammeter (Lafayette TM-400, or equivalent)
- R1*—150 ohms (all resistors)
- R2, R3*—100 ohms
- R4*—1500 ohms (½-watt, 5%)
- R5*—68 ohms (for 6-volt systems) or 330 ohms (for 12-volt systems)
- RT1*—Thermistor (VECO 23E3—available from Radio Shack Corp., 730 Commonwealth Ave., Boston 17, Mass., Catalog No. 39E363, for \$1.29)
- 1—Printed-circuit board—see text
- Misc.—Wire, solder, etc.

Plastic cover must be removed from meter to permit installation of new meter face. Rubber cement holds new face securely in place.



temperature rises, and decreases as its temperature falls.

The thermistor is inserted into one leg of a bridge circuit—see the schematic diagram. At some temperature, the resistance of the thermistor is equal to the resistance of resistor  $R1$ , which is in the opposite leg of the bridge. In this condition, the bridge is balanced and no current flows through the meter.

Whenever the thermistor is heated, however, its resistance drops, causing current to flow through the meter. In order to read temperature rather than current, the meter scale is calibrated directly in degrees Fahrenheit.

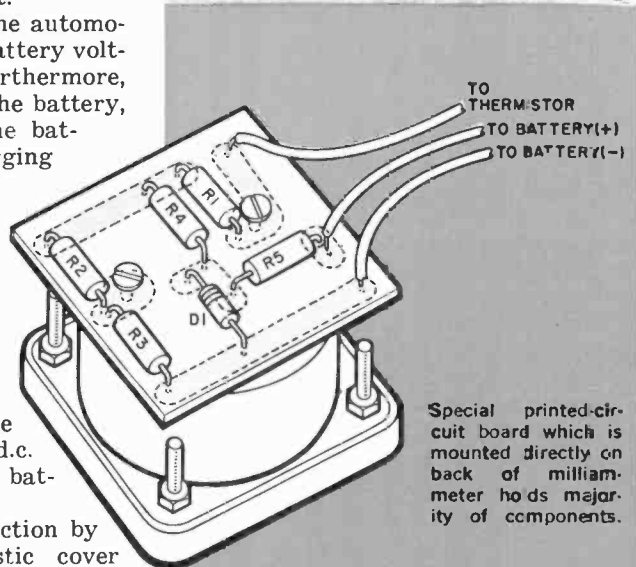
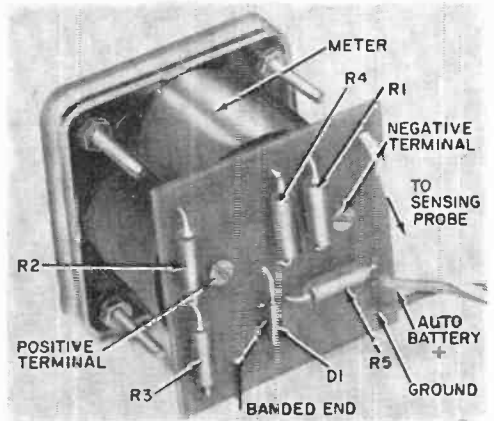
The circuit is powered by the automobile battery. Unfortunately, battery voltage is not always constant; furthermore, since the generator is across the battery, its output voltage exceeds the battery voltage during the charging period, and the output of the generator will vary with engine speed.

These voltage fluctuations would naturally disturb the overall accuracy of the instrument, had they not been eliminated with zener diode  $D1$ , which keeps the voltage applied to the bridge at a constant 5.6 volts d.c. regardless of what the actual battery voltage might be.


**Construction.** Begin construction by carefully removing the plastic cover from the front of the meter. (The cover is held by two snaps on either side and can be pried off with a small knife.) Remove the two screws which hold the meter face (see photo), and carefully slide the face out from under the pointer. (The pointer is extremely delicate, so hands off!)


Cut out the new meter face, including the two holes for the screws. Apply a thin layer of rubber cement to the front of the old meter face and also to the rear of the new one. Join the two together, being careful to align the two screw holes in the process. Then mount

Entire meter assembly can be inserted into a small right-angle aluminum bracket and bolted to underside of automobile dashboard, as pictured at right.

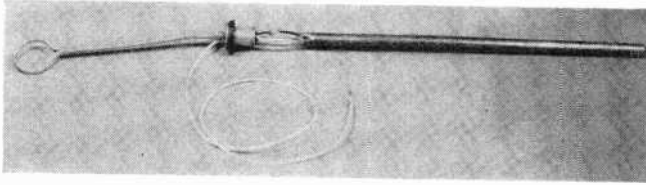
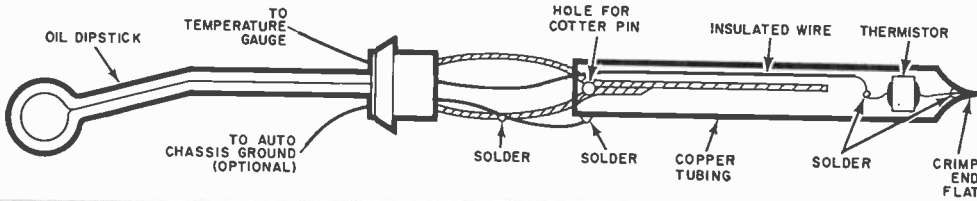


Special printed-circuit board which is mounted directly on back of milliammeter holds majority of components.





Disc-type thermistor isn't much larger than the head of an ordinary household match, yet it functions as the "sensing unit" for the electronic temperature gauge.



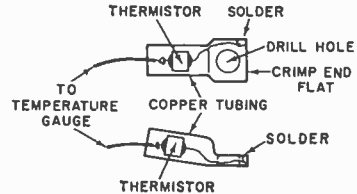
Thermistor can be mounted either in a modified oil dip stick (above) for measuring oil temperature, or in a simple housing (below) for monitoring temperature of cylinder head. See text for details.

the new meter face on the meter movement once again and snap the plastic cover back in place.

The entire circuit, except for the thermistor sensing probe, is constructed on a printed-circuit board.\* (If you wish, a piece of perforated phenolic board can be used in place of the printed-circuit board, with the components mounted exactly as shown. A similar point-to-point wiring arrangement can then be used on the underside of the board.)

The hookup shown in the schematic diagram is for the conventional negative-ground system. If your automobile employs a positive-ground system, reverse the zener diode connection so that the banded end is connected to ground, and reverse the meter connections so that the positive terminal is connected to the junction of resistor *R1* and thermistor *RT1*.

It was decided to monitor the oil temperature, since the author's car is air-cooled rather than water-cooled, and oil temperature is probably a better all-around indication of an engine's cooling efficiency. Accordingly, the thermistor is mounted in a special housing on the oil dip stick and soldered into the end of a piece of copper tubing which is slipped over the dip stick.



One end of the thermistor should be soldered to the copper case, and the other end connected to the lead running to the electronic assembly. A separate ground lead to the auto chassis will probably be required, although the contact between the dip stick and the engine block may be good enough to make such a lead unnecessary. Since the original oil-level markings will have been covered up, it will be necessary to scratch new ones on the outside of the copper tubing.

If it is desired to monitor cylinder-head temperature, a simple housing can be made. The thermistor is mounted in a short piece of copper tubing, with the tubing crimped at one end and flattened along with one of the thermistor leads. The flattened end is drilled so that it can be bolted to the cylinder head.

Take care not to overheat the zener diode when soldering it to the board, and be certain to connect the electronic temperature gauge to the ignition switch so that the gauge is in operation only when the automobile is running. -30-


\*The printed-circuit board is available for \$1.00, postpaid, from SESCO, Box 7388, Alta Loma, Calif.

---

## ELECTRONICS SCHOOLS PART 2

---

Want a career in electronics but find that you're unable to attend school full-time? The solution to your problem is a correspondence school. You can suit yourself as to how, when, and where you study, because . . .



# They'll teach you **ELECTRONICS** at home

By JOHN D. and IRENE LENK

**G**ETTING AHEAD in electronics makes some type of formal electronics training almost a necessity. But whether you decide to take this training at home from a correspondence school—or away from home at a residence school—depends on individual circumstances and preferences. Since “home-study” schools have proven extremely popular over the years, let's look more closely at how these schools operate.

Almost all correspondence schools divide their home-study courses into a number of individual lessons. In actual practice, each lesson is a separate booklet devoted to a specific subject—modulation, time constants, electron tubes, and so on. In fact, by carefully grouping the training material, a student can easily build up a reference library in which almost any subject can be readily located.

Usually, each booklet opens with an introduction and then goes into the subject in detail. Each booklet ordinarily includes all necessary

Electronic kits form a part of many correspondence school courses. Kits help you to become familiar with many basic circuits and give you an opportunity to build and test a wide variety of electronic equipment. All will prove very useful to you, especially the test instrument kits which you will probably need later in your professional career.



diagrams and exercises, as well as a summary of the material covered. Sometimes, too, each booklet contains a glossary of new terms to be learned in that particular lesson.

The average electronics home-study course will have 60, 80, or even more lessons, depending upon the particular electronics field covered. In each case, the first 40 or so lessons will cover basic electronics and elementary mathematics. The remaining lessons will be devoted to a particular subject—TV servicing, FCC license preparation, etc., or perhaps even to specialized subjects such as TV cameras, servomechanisms, and computer logic.

In the case of a Technical Institute or Advanced Trade School, a home-study course will probably be divided into 80 or 100 lessons. In addition, each lesson will be broader in scope and quite a bit more "meaty" than those from an "ordinary" correspondence school.

**How Long Will It Take?** As with most home-study schooling, the time required to complete any given course is pretty much up to you. A good rule of thumb, however, is one lesson per week, or 8 to 10 hours per lesson—whichever fits your situation. Thus, a full 100-lesson course from an Advanced Trade School or Technical Institute will take you the better part of two years to complete.

Some schools impose a time limit (usu-

ally about three years) for completion of their courses. They reason that either the course is too difficult or that you're not applying yourself if you can't complete a "1½-" or "2-year" course in three years.

Even so, most schools recognize that each student is an individual, with individual capabilities and circumstances. However, a student who regularly turns in one lesson every two or three weeks is considered a much better prospect than one who intermittently keeps up with a one-a-week average schedule and then falls badly behind. In other words, if you can show steady progress and are doing good work, most schools will allow you to take additional time.

**Will I Get Any "Extras"?** At one extreme, you might receive nothing but basic lesson material and the corresponding examinations. At the other extreme, you could receive the parts for a 21-inch TV set (which you can assemble and fit into your own cabinet) along with a fairly complete set of test equipment in kit form (which you can also build and later use in your work). Generally, the more you receive in the way of "extras," the more you will pay.

Some schools supplement their basic lesson material with such training devices as motion picture films. The counterpart of classroom lectures, such films are loaned to you during the course,



along with a hand-operated silent projector and a viewing screen. This type of extra training aid is the exception, however—in most cases, the “extras” consist of slide rules, reference books, electronics dictionaries, tips on turning your new-found skills into spare-time cash, and so on.

As far as kits are concerned, some home-study schools supply them and some do not. Those schools which don't furnish kits—about 50% or more—offer several reasons for their stand. They feel that the prime purpose of kit construction is for the student to acquire mechanical skills, to become familiar with the physical appearance of electronics parts, and to “learn by doing.” Students of the advanced schools (particularly the Technical Institutes) are ordinarily already working in electronics or have at least been exposed to basic shop practices, so kits might serve only to slow them down. Other schools state flatly that they omit kits to reduce the cost of training.

If you decide that kits are a necessary part of your home-study course, you'll find that there is a vast difference in both their quantity and quality. In general, the shorter courses supply fewer kits, and the less expensive courses supply kits of lower quality. But this isn't always so. Some schools have gone “all-out” in their kit programs, particularly those

which provide test equipment in the form of kits. Such schools assume that you will make use of test instruments in your professional career.

**What Will I Need?** If you select a non-kit type of home-study course, you can get by with a minimum of equipment. About all you'll need is a few pencils, possibly a slide rule, a ream or two of scratch paper, and (if worse comes to worst) several gallons of black coffee!

The situation is a little different if your study course includes kits. First, you'll need adequate work space (a conventional workbench is best) and a source of electric power. Most kits require 117 volts a.c. (at least for the soldering gun), even though they may be battery-operated. This may seem a minor point, but some schools have reported cases where students in remote areas or foreign countries have had to skip key portions of their training because of inadequate or otherwise unsuitable power sources!

Next comes the problem of tools and test equipment. Some schools supply common hand tools, some make tool kits available at reduced cost, and some expect you to dig up your own. Tools present no great problem, since most are inexpensive and readily available. Unfortunately, this isn't true of test equipment, at least as far as cost is concerned. And since a number of schools specify that

#### ADVANTAGES OF HOME STUDY

You set your own pace. You neither fall behind, nor are you held back by a “class average” schedule.

You can repeat the study material. In residence-school training, you receive a class lecture or a demonstration only once. If you miss it or fail to understand it, you've more or less had it. With home study, you can read the lessons any number of times. And you can keep the lesson material after you have completed the course.

You receive more personal attention. No other student shares the time of your instructors with you. An instructor at a residence school can answer just so many questions after each lecture or demonstration. A home-study instructor answers all of your questions, and in writing. Thus, you retain the answers for future use.

You have less problems with temporary interruptions in study. You can't interrupt in-residence training more than a day or two without missing vital lectures and demonstrations (or examinations). Therefore, no matter what the reason, residence schools cannot tolerate your being absent for any length of time. They must drop you, or put you back. Home-study courses can be far more lenient in this respect.

The hidden factor of personal application. By its very nature, home study develops your ability to analyze and extract information, as well as to strengthen your sense of responsibility and initiative. Electronics technicians, even though they do not intend working for themselves, must be “self starters.” Anyone who can satisfactorily complete a home-study course in electronics need have no worry about his initiative.

you must have certain items of test equipment to complete kit training, this is a point to watch when selecting a home-study course.

**What About Exams?** The majority of home-study courses in electronics provide an examination with each lesson. One exception is where the lessons are supplied in groups of two, three, or five, in which case there will be an examination for each group. A very small number of schools require examinations at periodic intervals during the course as well as a final examination.

Those Technical Institutes which grant an A.S.E.E. degree for home study require that you sit for a final exam at the school or for a "proctored" exam somewhere nearer your home. (A proctored examination is one supervised by a representative of the school or by an instructor so designated.)

It's not that the Technical Institutes don't trust you; in fact, they won't even allow you to take the final exam until they feel you're qualified! However, the accrediting agency (usually the State Board of Education) will not permit the institutes to grant an A.S.E.E. degree without a supervised final exam.

Home-study course examinations are almost always "open-book." But since the lessons and examinations are written in such a way that you can't "match up" the questions and answers, you must do

more than merely memorize facts. In short, you must understand the principles you have learned to get the right answers; simply memorizing facts isn't enough!

When the course includes kits, most schools require that you also submit examination papers on various stages of kit construction. In this way, your instructor can check your practical knowledge and tell whether you are developing the necessary manual skills.

For example, assume that you have constructed a simple ohmmeter kit. You might then be asked to make up a network of resistors, to measure the resistance at various test points in the network, and to write up the test results. By carefully studying your answers, the instructor can tell: (1) if the ohmmeter was constructed properly, (2) if the resistor network was arranged as indicated, and (3) if you performed the tests correctly. If you've "goofed" somewhere along the line, you'll hear about it. So it's not just a matter of putting home-study kits together and making them work.

**And If I Fail?** At this point you may be wondering, "What happens if I flunk one or more of the exams?" Although each of the schools has its own particular procedure for "problem" students, it usually goes something like this.

Your instructor sends you a new exam-

## DISADVANTAGES OF HOME STUDY

The lack of training and supervision in manual skills. A professional electronics technician must be able to assemble, wire, and solder electronic equipment in a workman-like manner. The only way you can learn this is by actually doing it. Unless you have worked in the field, you'll likely need training and supervision to acquire the skills. Even with a home-study course that supplies kits, there is no instructor to inspect your practical shop work in person. It's true that home kit experiments and test results will tell the instructor that you have wired a particular kit correctly, but they won't show if you have produced a good wiring job.

The lack of personal contact with instructors. There are some people who must be shown how a thing is done, or how it works, to fully grasp a new subject. Once they understand the subject, they have no trouble in remem-

bering, or in putting the knowledge to work. If you are one of those people, home study may prove difficult.

The lack of practical experience in specialized fields. Some specialized electronics fields require on-the-job type training before a technician is qualified to fill a position—such as operator of a radar set or a TV camera. Until a person has actually operated these devices, no amount of theoretical study will enable him to make full use of them.

Lack of academic credit. As of this writing, it is not possible to obtain a B.S.E.E. degree solely through home-study training. Also, it is quite difficult to obtain an A.S.E.E. degree without some resident work. If a degree is your immediate goal, you may as well plan on spending months, if not years, at resident training.



Periodic examinations are the rule for most home-study courses. The majority of these exams are "open-book" and are designed to gauge your knowledge of electronic principles rather than specific facts. When completed, the exams are mailed to your school's home office where your instructor carefully checks them and grades you on your progress.

ination paper (the schools have several dozen examinations for each lesson), and a letter explaining why you failed. He will then recommend that you re-study the lesson, and he may point out certain areas on which to concentrate. If you fail this second examination, the instructor will again supply you with a new one and sufficient written comment to point out your weaknesses.

A third failure will bring one or two things. Some schools will permit you to take the examination any number of times, although you'll receive no additional lessons until you pass. Other schools set a limit on the number of failures. If you exceed the limit, they tactfully request that you drop the course. If you're in the early stages of training, the schools will quite often refund all or most of your money; if you're toward the end of the course, they will pro-rate the refund.

**Personal Contact.** In any type of home-study course, there is the obvious drawback of the student not having personal contact with his instructors in the classroom. This situation is particularly critical in the study of electronics, or at least far more critical than with comparable studies—say accounting or law.

All of the schools recognize this drawback, and each school has developed its own methods for bridging the "in-person" gap. In general, the methods boil

down to (1) clear, straightforward lesson material, and (2) personal attention for each student.

The lesson material is written and illustrated in such a manner that the average student should be able to grasp the subject *without further help* from an instructor. Naturally, the schools aren't going to force you to "go it alone," but they do try to prepare their material so that you can digest it without the aid of an instructor.

Most texts are written in two steps: first, by an expert in the particular field the lesson covers, then by an editorial specialist to make sure that the lesson is clear and readily understandable. All of the material is heavily supplemented with drawings, diagrams, and photographs to clarify or stress particular points.

Each examination sent in by a student is personally evaluated, corrected, and graded by individual instructors who are experts in their particular fields. Incorrect answers are noted, and special comments are made, showing the proper approach to the problem. The instructors rarely give you the correct answers; instead, they make you "dig" to find the

(Continued on page 101)

Which of these correspondence schools will you choose to help you get ahead in electronics?



# MAJOR CORRESPONDENCE SCHOOLS OFFERING ELECTRONICS COURSES

**American School**  
Drexel Ave. at 58th St.  
Chicago 36, Ill.

**American Institute of Engineering  
and Technology**  
1135 W. Fullerton Ave.  
Chicago 14, Ill.

**Business Electronics**  
420 Market St.  
San Francisco 11, Calif.

**Capitol Radio Engineering Institute**  
3224 Sixteenth St., N.W.  
Washington 10, D.C.

**Central Technical Institute**  
1644 Wyandotte St.  
Kansas City 8, Mo.

**Christy Trades School**  
3214 W. Lawrence Ave.  
Chicago 25, Ill.

**Cleveland Institute of Electronics**  
1776 E. 17th St.  
Cleveland 14, Ohio

**Commercial Trades Institute**  
1400 W. Greenleaf Ave.  
Chicago 26, Ill.

**Coyne Electrical School**  
1501 W. Congress Pkwy.  
Chicago 7, Ill.

**DeVry Technical Institute**  
4141 Belmont Ave.  
Chicago 41, Ill.

**Grantham School of Electronics**  
1505 N. Western Ave.  
Hollywood 27, Calif.

**Industrial Training Institute**  
2150 Lawrence Ave.  
Chicago 25, Ill.

**International Correspondence Schools**  
Scranton 15, Pa.

**Motorola Training Institute**  
4501 W. Augusta Blvd.  
Chicago 51, Ill.

**National Radio Institute**  
3939 Wisconsin Ave., N.W.  
Washington 16, D.C.

**National Technical Schools**  
4000 S. Figueroa St.  
Los Angeles 37, Calif.

**Pacific International College of  
Arts & Sciences**  
5719-M Santa Monica Blvd.  
Hollywood 38, Calif.

**Philco Technological Center**  
P. O. Box 4730  
Philadelphia 34, Pa.

**RCA Institutes**  
350 W. 4th St.  
New York 14, N.Y.

**Radio Television Training of America**  
52 E. 19th St.  
New York 3, N.Y.

**RTS Electronics Division**  
815 E. Rosecrans Ave.  
Los Angeles 59, Calif.

**DeVry Tech of Canada, Ltd.**  
970 Lawrence Ave., W.  
Toronto 19, Ont.


**ICS Canadian, Ltd.**  
7475 Sherbrooke St., W.  
Montreal 28, Que.

**WHO SAYS** you have to fashion a room around a speaker rather than a speaker around a room? Looking over the justly famous "Sweet Sixteen" speaker system (see POPULAR ELECTRONICS, January, 1961, p. 55, and April, 1961, p. 55), this author came up with the idea of building a multiple-speaker setup to fit his wall space.

In the author's case, it was desirable to place a center-channel speaker halfway between two stereo speakers which were spaced approximately ten feet apart. However, the space between these two enclosures was occupied by a six-foot-long radiator. Directly above the radiator was a double window, which left a nine-inch section between the top of the Venetian blind and the ceiling as the only space available.

The "Sweet Sixteen" system suggested that small speakers could be mounted in a line, occupying a space "n" speakers long and only one speaker high. The result: a veritable "line" of sound from a magnificent little enclosure appropriately dubbed the "Soundliner."

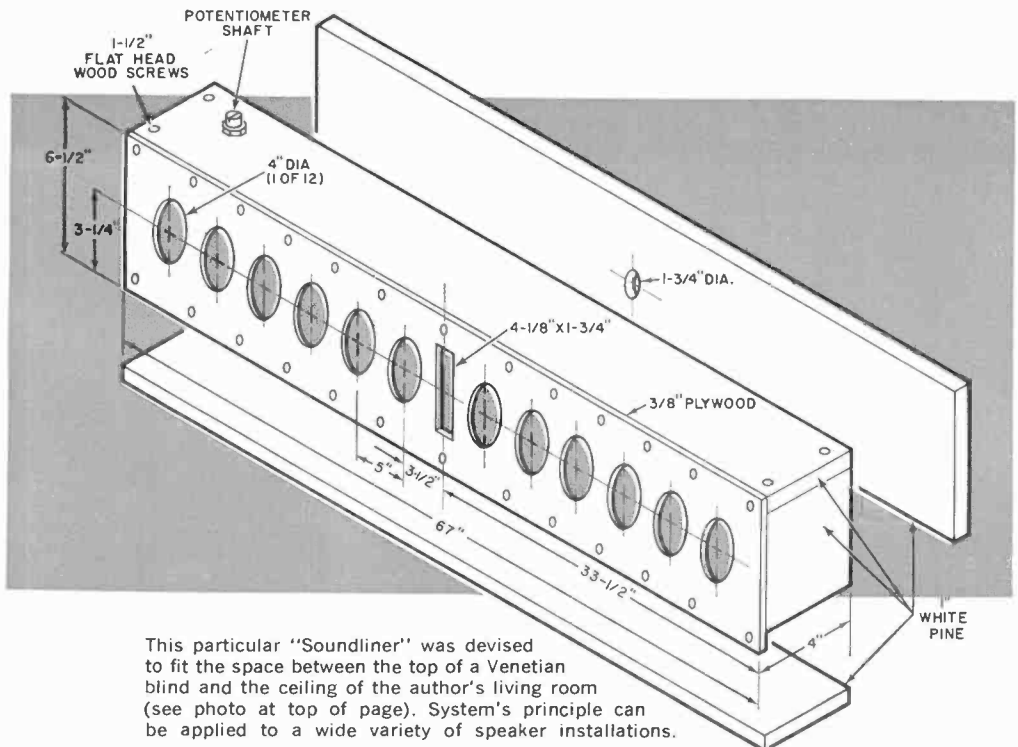
Details of the multiple-speaker "Soundliner" appear below, but the exact nature



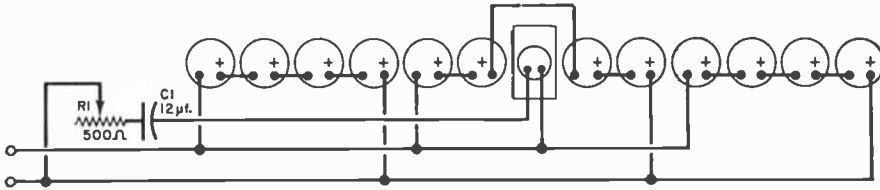
## THE SOUNDLINER

**Adaptable speaker enclosure is  
low in cost, high in performance**

**By JOHN P. BOSTON**



This particular "Soundliner" was devised to fit the space between the top of a Venetian blind and the ceiling of the author's living room (see photo at top of page). System's principle can be applied to a wide variety of speaker installations.



Wiring diagram for "Soundliner" system. This particular configuration presents an impedance of approximately 4 ohms, but almost any other common impedance is possible.

of the enclosure will naturally vary from installation to installation. The author used 1" pine for the top, back, bottom, and ends of the enclosure, with 3/8" plywood for the front. Inexpensive, replacement-type speakers were purchased from Olson Electronics—the 5" units cost only 99¢ apiece, while the tweeter (an Olson S-307) sells for \$8.95. The entire enclosure was lined with inexpensive acoustical padding.

If you intend to use your "Soundliner" as a center-channel speaker and your stereo amplifier doesn't have a center-channel outlet, you can either add the proper resistive networks or purchase a special center-channel output trans-

former. An Olson T-296 third-channel output transformer was utilized here.

Although the author was primarily interested in adding a center channel to a stereo system, the "Soundliner" is applicable to almost any setting. Since it is based on the same principles as the "Sweet Sixteen," its sound is extremely good. What's more, its adaptability and economy should appeal to almost any audio fan—whether for public address, added coverage, low-cost hi-fi/stereo, or—you name it! Since the number of speakers and the length of the enclosure can be selected to suit the space available, the "Soundliner" is a "natural" almost anywhere! -30-



## CROSSWORD PUZZLE

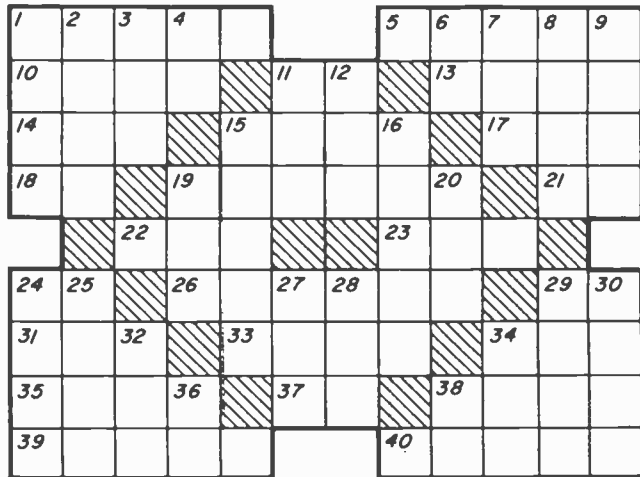
By Margaret Le Fevre

### ACROSS

- 1 Electromechanical man.
- 5 White -----.
- 10 March days.
- 11 Pronoun.
- 13 Norse goddess.
- 14 Obtain.
- 15 To trim.
- 17 Circuit used in s.w. receivers: abbrev.
- 18 Selenium rectifier: symbol.
- 19 Transceiver manufacturer.
- 21 Shilling: abbrev.
- 22 Heater or filament: schematic abbrev.
- 23 To discard.
- 24 ----- tube.
- 26 Amateur license class.
- 29 Table of Operations: Army abbrev.
- 31 Solder -----
- 33 Reckless.
- 34 Fire residue.
- 35 Island.
- 37 Normally open: schematic abbrev.
- 38 1/16 of an ounce.
- 39 C.W. or -----.
- 40 Long-distance "hounds."

### DOWN

- 1 Ham equipment: pl.
- 2 River in Germany.
- 3 Wagon.
- 4 Osmium: symbol.



- 6 Preposition.
- 7 Man's name.
- 8 Incoming -----: (pl.) abbrev.
- 9 ----- and everyone.
- 11 Vase-like vessel.
- 12 Morse code for "help."
- 15 ----- code.
- 16 Birds do it.
- 19 Separates seeds from fibers.
- 20 ----- point.
- 24 Alligator -----.

- 25 ----- order.
- 27 Type of truck.
- 28 -----tope.
- 29 Eastern king.
- 30 ----- Law.
- 32 -----bar thermistor.
- 34 To be: pl.
- 36 Printer's measure.
- 38 SWL talk for long distance.

(Answers on page 108)

**B**ACK in the February 1956 issue of **POPULAR ELECTRONICS**, the author described an easy-to-build electronic "banjo"—an instrument resembling a conventional banjo in appearance, but with a unique tone quality of its own. In those days, power transistors were fairly expensive and not very plentiful. The circuit, therefore, was designed around a small-signal transistor capable of handling only a few milliamperes. Adequate speaker volume could be obtained only by operating at moderately high voltages, and an expensive and relatively

sistor drives its main load, the PM loudspeaker, directly. Transformer *T1*, its secondary connected in parallel with the voice coil of the loudspeaker, is used to provide the collector-to-base feedback needed to start and sustain oscillation.

The rate of oscillation is determined mainly by the values of base feedback capacitor *C1* and base bias resistances *R1* and *R2*. Varying the value of any of these three components would change the "pitch" of the signal produced but, in this circuit, only *R1* is variable. Power for the oscillator is supplied by battery



## ELECTRONIC BANJO . . . REVISITED

*A more modern version of the musical instrument familiar to our readers of a few years ago, this unit provides more volume with a less-expensive battery*

By **LOUIS E. GARNER, Jr.**

short-lived 22½-volt battery had to be used as a power source.

Today, power transistors are common and inexpensive. Handling large currents, they can deliver fair amounts of power at low voltages. And so, with the new components available, a redesign of the electronic banjo seemed like a good idea. The result was an instrument using a popular *pnp* power transistor and an inexpensive 6-volt battery. The new banjo has a tone range and quality comparable to the original version, but with somewhat greater volume.

**About the Circuit.** Transistor *Q1* functions as a blocking oscillator. The tran-

*B1* and controlled by push-button switch *S1*.

**Construction.** Although the circuit is completely new, the body of the original banjo was retained intact. It's made from an 8" x 1½" round aluminum cake pan and an 18"-length of 1"-diameter aluminum tubing. A 1" hole is punched in the side of the cake pan and the tubing is pushed through it so that about an inch projects into the pan. A 1" pipe clamp is then fitted around the tubing and secured to the pan with a pair of machine screws.

To prevent the tubing from rotating, secure it to the pipe clamp with a small

sheet-metal screw. The far end of this 18" aluminum arm is closed off with a standard snap-on cap. Mount push-button switch *S1* about three inches from the end of the arm and run its leads through the arm and into the cake pan.

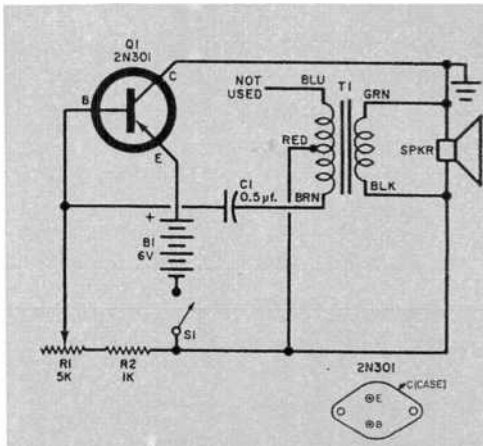
Holes are drilled in the pan for mounting the pitch control (*R1*), the battery holder, the loudspeaker, transformer *T1*, and a 5- or 6-terminal "tie point" strip. In the author's model, a pattern of small holes was punched for the loudspeaker "grille." A large round or square hole could be cut, however, and covered by a piece of grille cloth glued to the inside of the pan. The back of the pan is closed later with a round piece of 1/4" Masonite which is secured to the rear of the loudspeaker with a pair of machine screws. The parts layout used in the author's model is shown in the photograph. Parts placement is not critical, however, and the locations may be shifted to suit your own preference.

When all the mechanical work is completed—but before the parts are mounted and wired—the body should be painted and, if desired, decorated. Use two coats of good-quality enamel, applying them with brush or spray. When the second coat is dry, the decorations may be applied. Decals representing musical notes were used by the author. If you decide to use decals, protect them with two or three coats of clear lacquer.

After all the parts are mounted on the pan, attach transistor *Q1* to the loudspeaker's output-transformer mounting bracket; use one of the two holes provided in the bracket. A lockwasher-type ground lug, which serves as the collector terminal, is placed under the nut.

The wiring is quite simple and lead dress is not critical. Note that the only parts of the circuit connected to the "chassis," or ground, are *Q1*'s collector, *T1*'s green lead, and one of the loudspeaker terminals. The transistor's base and emitter connections are made by soldering the leads directly to the pins. To avoid heat damage, use a hot, well-tinned soldering iron and complete the connections as quickly as possible.

When the wiring is completed, double-check for errors before installing battery *B1*. When you do install it, be sure to observe the proper polarity—a dab of red nail polish can be used to identify



## PARTS LIST

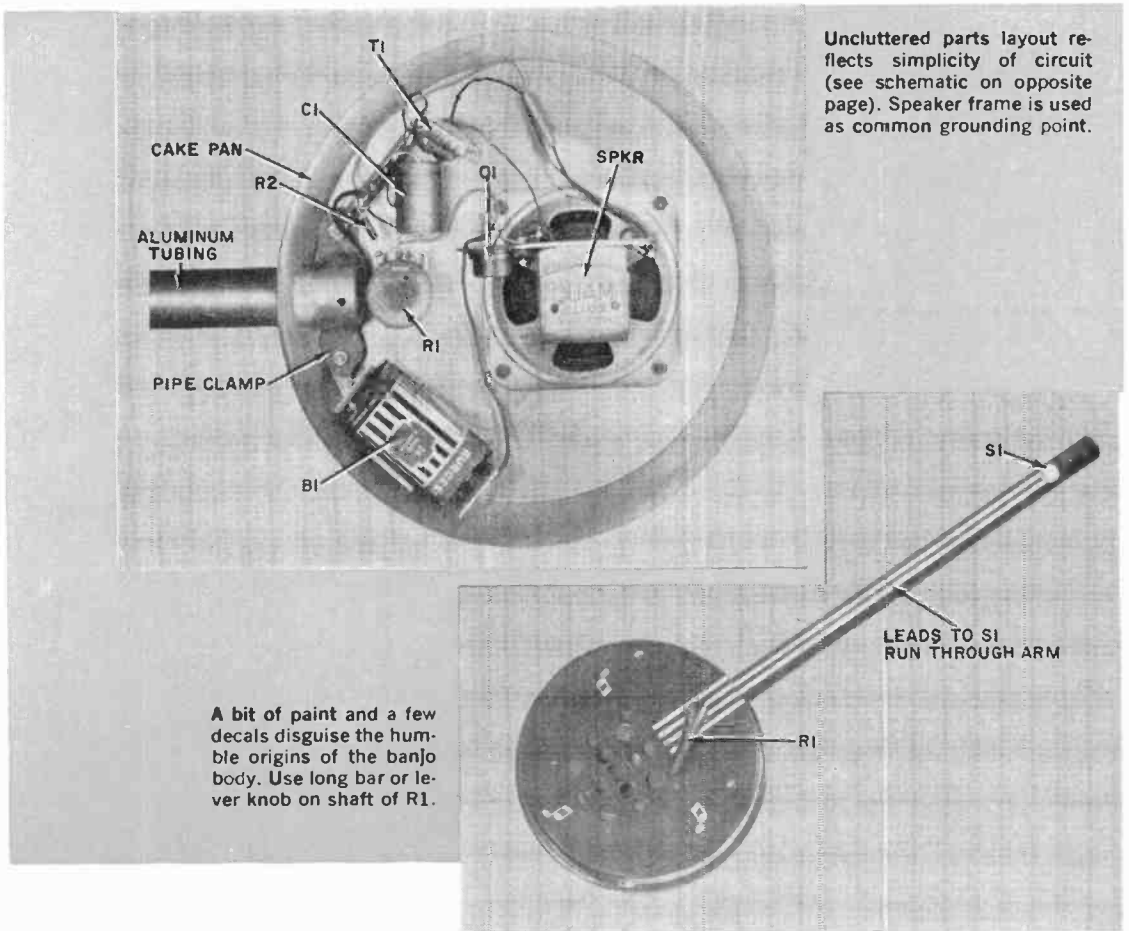
- B1*—6-volt battery (Burgess Z4 or equivalent)
- C1*—0.5- $\mu$ ., 150-volt paper capacitor
- Q1*—2N301 transistor
- R1*—5000-ohm potentiometer
- R2*—1000-ohm, 1/2-watt resistor
- S1*—S.p.s.t. push-button switch
- T1*—Output transformer; primary, 500 ohms CT; secondary, 8 ohms (Argonne AR-164)
- 1—8"-diameter, 1 1/2"-high aluminum cake pan
- 1—18" length of 1"-o.d. aluminum tubing
- Misc.—Holder for *B1*, 1" pipe clamp, 1" tubing end cap, Masonite for back, bar or lever knob, terminal strip, decals, paint, hardware, wire, solder, etc.

the positive terminal permanently. Finish the banjo by attaching the Masonite back and mounting a long bar or lever knob on the shaft of pitch control potentiometer *R1*.

**Operation.** The instrument is held, much like a conventional banjo, in both hands. A note is sounded by positioning *R1*'s lever knob and depressing *S1*. The switch is held closed long enough to sound a sixteenth, quarter, half, or full note as desired. Potentiometer *R1* is then repositioned for the next note.

With practice, *R1*'s proper position for each musical note can be determined by "feel." At the beginning, however, you may wish to mark the various positions. You can do this directly on the banjo's body with water color paint—the markings may be wiped off with a damp cloth after you've learned the settings. Alternatively, a cardboard or paper "calibra-





Uncluttered parts layout reflects simplicity of circuit (see schematic on opposite page). Speaker frame is used as common grounding point.

A bit of paint and a few decals disguise the humble origins of the banjo body. Use long bar or lever knob on shaft of R1.

tion chart" might be taped on. Using your piano, or a pitch pipe, as a guide, try to determine positions for each of the eight notes in an octave. You might call on a musically inclined friend to help with the calibration if you find it difficult.


As mentioned previously, the instrument's tone is not like that of a string banjo. It resembles, rather, that of a code practice oscillator rich in harmonics. Although but one note can be sounded at a time, several special effects become possible as skill is acquired. For example, if R1 is shifted in position while S1 is held depressed, it is possible to "slide" from one note to another. A practiced operator can almost make the instrument "talk."

With the specified values of C1, R1, and R2, the lowest frequency produced by the banjo is 400 cycles and the range

is about two octaves. These characteristics will vary considerably from unit to unit, however, depending on component tolerances.

The banjo's basic range may be shifted in frequency by changing C1. A larger value here will lower operating frequencies while a smaller one will raise them. The final value of this capacitor can be determined experimentally to suit personal tastes but the 0.5  $\mu$ f. unit specified should work quite well.

The range may be extended to cover three octaves or more by reducing the value of R2. In the author's model, changing R2 to a 330-ohm resistor did the job. Conversely, increasing R2's value will compress the range. Again, it's necessary to experiment to get the range you want, but don't reduce the value to less than 300 ohms or you may damage the transistor.



## Transistor Topics

By **LOU GARNER**  
Semiconductor Editor

**N**O ONE WOULD DENY that electronics is a richly rewarding hobby. But, like most hobbies, it generally pays its "rewards" in intangibles rather than cold cash . . . the *joy* of creating a new instrument from individual components, the *skill* acquired in working with tools, the *knowledge* gained in studying new circuits, the *pleasure* of using the completed instrument, and the *pride* in showing the project to family, friends, and neighbors.

Once in a while, though, an individual will find that his hobby can pay more material rewards. Reader Ralph E. Riggs III, KN3NCQ (10304 Julep Ave., Silver Spring, Md.), for example, recently won a \$100.00 U. S. Savings Bond in recognition of his skill in assembling a transistorized keying monitor. (See Fig. 1.)

The award was presented late last year by Nathan F. Coffey, an electronics engineer with the National Institutes of Health. It represented top prize in the Rock Creek Amateur Radio Association's annual "build-it-yourself" competition among Novices in Montgomery County, Md. Significantly, Ralph's prize-winning project was adapted directly from a circuit described in POP'tronics by Contributing Editor Herb Brier in the November 1960 issue (p. 93).


In addition to the monetary award,

KN3NCQ received a few extra "intangible" awards in the way of favorable publicity and public recognition—including write-ups in several newspapers and an interview on station WHFS-FM. Congratulations, Ralph! And a "Hats Off" to the Rock Creek Club for their efforts in encouraging new hobbyists. Finally, kudos to Herb Brier for providing the necessary "spark" in his column.

**Readers' Circuits.** Barry Burnside (34726 Palomares Rd., Hayward, Calif.) recently submitted the *wireless broadcaster* circuit shown in Fig. 2, together with the suggestion that other readers might wish to experiment with this simple hookup. Suitable for use with a high-output crystal microphone or phono cartridge, the unit operates near the upper end of the AM broadcast band. It is designed for use with a moderately long (5' to 8') external antenna and, like most other low-power designs, it has a rather limited range.

Referring to the schematic diagram, a *pn*p transistor, *Q1*, is used as a modified common-base r.f. oscillator. The r.f.

Fig. 1. Ralph E. Riggs III is the proud recipient of a \$100 Savings Bond awarded by the Rock Creek Amateur Radio Association. Ralph, KN3NCQ, won the prize in a "build-it-yourself" contest by constructing the transistorized keying monitor shown here.



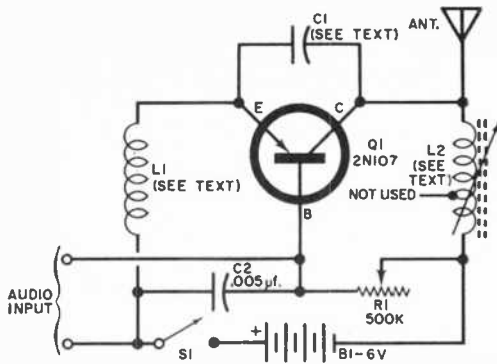


Fig. 2. Wireless broadcaster circuit submitted by reader Barry Burnside employs a single transistor and works with a crystal mike or phono cartridge.

choke,  $L1$ , serves as the emitter load, while a ferrite Loopstick antenna ( $L2$ ) serves as the collector load. Feedback necessary to start and maintain oscillation is furnished through capacitor  $C1$ , and base bias is supplied through potentiometer  $R1$ , which is bypassed for r.f. by capacitor  $C2$ . A 6-volt battery,  $B1$ , controlled by a s.p.s.t. switch,  $S1$ , supplies the operating power. The audio signal used for modulation is applied between  $Q1$ 's base and circuit "ground."

A duplicate circuit can be assembled on almost any available chassis—a small metal one, a plastic box, or simply perforated fiberboard. Neither layout nor lead dress should be critical. Coil  $L1$  is a standard 2.5-mh. r.f. choke,  $L2$  is a Meissner 14-9015, Lafayette MS-11, or similar unit. Capacitor  $C1$  is a small mica or ceramic unit, with its final value determined experimentally; some builders may prefer to use an adjustable padding capacitor—30  $\mu\text{m.f.}$  should work.

The other capacitor,  $C2$ , can be a paper or ceramic bypass unit; its working voltage is not critical. Any standard 500,000-ohm potentiometer is suitable for  $R1$ . Power switch  $S1$  can be a toggle or slide type, or, if preferred, a rotary unit ganged to  $R1$ . Finally, the power pack can be made up of four penlight or flashlight cells in series or a single six-volt unit, such as a Burgess Z4.

Once the wiring is completed and checked for errors, the battery should be installed and the instrument adjusted; be sure to set  $R1$  at its maximum resistance position and turn  $L2$ 's core all the way in *before* flipping  $S1$  "on." The com-

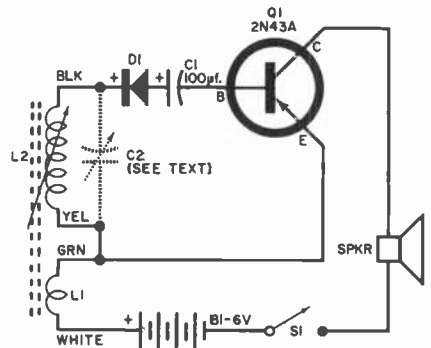


Fig. 3. Darkroom timer designed by Norman Huffnagle delivers audible "clicks" at regular intervals ranging from  $\frac{1}{2}$  to 20 seconds.

pleted unit should be placed near a standard AM receiver and  $R1$  adjusted *gradually* while the set is tuned. When a signal is picked up,  $C1$  and  $R1$  should be adjusted for best operation;  $L2$  can be readjusted to shift the operating frequency. You'll find that the signal can be identified more easily if a microphone (or phonograph pickup) is used to supply audio modulation as the receiver is tuned.

Reader Norman Huffnagle (2717 Carpenter Ave., Des Moines 11, Iowa) works in a photographic darkroom where total darkness must be maintained at all times. Norman's solution to this problem was an *audio timer* that provides "clicks" at intervals ranging from one-half to twenty seconds.

As you can see from Fig. 3, a single *pnp* transistor,  $Q1$ , is used in the common-emitter arrangement as a modified Hartley oscillator. Feedback needed to start and maintain oscillation is provided by a ferrite core antenna coil,  $L1/L2$ .

A large coupling capacitor ( $C1$ ), series diode ( $D1$ ), and strong feedback signal (supplied by  $L2$ ) combine to produce "blocking action" at a low repetition rate. The net result is a series of current pulses through the speaker voice coil serving as  $Q1$ 's collector load, developing clearly audible "clicks" at predetermined intervals. Operating power is supplied by a 6-volt power pack,  $B1$ , controlled by s.p.s.t. switch  $S1$ .

Standard components are used throughout. Coil  $L1/L2$  is a Meissner 14-1071 antenna coil;  $C1$  is a 100- $\mu\text{f.}$ , 6-volt electrolytic capacitor; and  $S1$  is




Fig. 4. Novel solid-state amplifier by Denro Labs has a high input impedance, a low output impedance, and a resultant power gain of between 30 and 40 db.

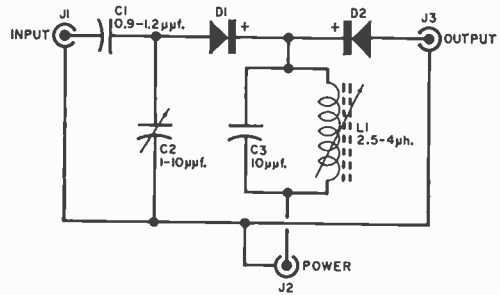


Fig. 5. The simplicity of the solid-state amplifier is evident from its schematic diagram. Actual input impedance is on the order of 20,000 megohms.

a s.p.s.t. toggle or slide switch. Norman indicates that almost any diode can be used for *D1* if it has a forward resistance of about 20 ohms and a reverse resistance of about 5000 ohms; he himself employed a Honeywell 2N539A transistor, using the collector as the positive and the emitter as a negative lead, with the base not connected.

The speaker in the original model is a 2" PM unit with a 3.2-ohm voice coil, but larger speakers can be used as long as the voice coil impedance doesn't exceed 16 ohms. The power supply is made up of four flashlight cells connected in series.

With the wiring completed and batteries installed, closing *S1* should produce a "click" in the speaker. Afterwards, the pulse rate can be pre-adjusted, using a watch or clock with a sweep second hand. Adjustment of *L1/L2*'s ferrite core controls the pulse rate; for widely spaced pulses, it may be necessary to insert a short piece of iron in the coil in addition to the ferrite core—a nail or ferrous wood screw should do the trick. If difficulty is encountered in obtaining operation, try connecting a 365- $\mu$ mf. variable capacitor across *L2* (*C2* in Fig. 3).

**High-Impedance Amplifier.** Since we are accustomed to thinking of semiconductors as low-impedance devices, we were somewhat surprised to learn that a small manufacturer had introduced a solid-state amplifier with an input impedance of (hold your breath) 20,000 megohms! An investigation seemed in order.

We found that the amplifier is produced by Denro Labs, 2801 15th St.

N.W., Washington 9, D. C. Available as a factory-assembled unit (Fig. 4) for \$87.00 each or in kit form for \$29.00, the instrument is not an "amplifier" in the conventional sense of the word. Rather, it is an isolation circuit utilizing special diodes. Although the actual voltage gain is less than unity, it achieves its power gain of 30 to 40 db due to the difference between input and output impedances. (Output impedance is approximately 1 megohm.)

The primary application of the instrument (Model 514, or Model 514-K in kit form) is as a high-impedance preamplifier for test instruments and research work. See the schematic diagram in Fig. 5. Diode *D1* is a special-purpose silicon type available only from the manufacturer, while *D2* is a germanium unit such as the 1N60.

In operation, *D1* is self-biased by a high-frequency power source through a series/parallel resonant circuit (*L1*, *C3*, *C2*, *D1*). The tuned circuit is tuned below or above resonance on the linear portion of its response curve, thus applying several times the power-supply voltage to the anodes of *D1* and *D2*. This voltage, rectified to its peak value, self-biases the diodes.

When an input signal is applied, *D1*'s d.c. level is shifted, changing its internal capacity and shifting the operating point of the resonant circuit. This results in a change in the voltage applied to *D2*, developing the output signal. The amplifier is essentially flat from 3 to 200,000 cycles. Operating power (applied to *J2*) is obtained from a low-noise r.f. (25 - 30

*(Continued on page 97)*



# Short-Wave Report

By **HANK BENNETT**  
W2PNA/WPE2FT

## WHAT ARE THE FACTS ABOUT RADIO SWAN?

**F**OR MANY MONTHS a station identifying as *Radio Swan* has been heard on 1160 and 6000 kilocycles. Reportedly operated by an independent steamship company, *Radio Swan* has been on the air as an anti-Castro station, and its location was assumed to be Swan Island, a small Caribbean island off the coast of Honduras. Recently, however, there has been some doubt as to whether *Radio Swan* was actually on Swan Island. Repeated telephone calls made to the steamship company have gone unanswered.

Expert DX'ers, with well-equipped monitoring stations and an uncanny ability to determine approximate station location from the propagation effects of the signal, were convinced that *Radio Swan* was on Swan Island, or at least in that general area. But there were some who felt that it might be on Navassa Island (see map below), an island much closer to Cuba. One definite fact is that

*Radio Swan* now has either gone off the air, or been replaced and renamed as . . .

**Radio America.** This station, not to be confused with the *Voice of America*, is also operating on 1160 and 6000 kilocycles but with considerably stronger signals than its predecessor, *Radio Swan*, especially on the medium-wave outlet. Your Short-Wave Editor has heard *Radio America* broadcasting in English during the early evening, and reports filtering in from the New York-Washington area claim reception of the station's signals even at noon, EST, on 1160 kc. It is possible that this could be the station reported by *Radio Sweden* as being in the Navassa Island area (see Short-Wave Report, November, 1961, page 130).

Some DX'ers believe that *Radio America* may be located within the Continental United States, possibly in the Florida Keys. (The station's mailing address is P. O. Box 352, Miami, Florida.) How-

What has happened to the anti-Castro *Radio Swan*, presumably located on Swan Island? And what is its connection with *Radio America*, currently reported as operating nearer to Cuba in the Navassa Island area?





Jim Tice, WPE8DPE, Hilliard, Ohio, does his DX'ing with a Knight "Span-Master" receiver and a 50' long-wire antenna. To date, he has 31 countries logged, 17 verifications.

perhaps, explain why the signals have been heard during the middle of the day in areas where reception would not normally be likely.

Do any of our readers have anything really definite to report about *Radio America*?

**Voice of America.** The United States Information Agency has announced the awarding of a contract for a mobile relay station which will be operated by the *Voice of America* and have a total power range of 200 kilowatts. The entire unit is to be designed and constructed so that a wide variety of methods of transporting it will be possible—ranging from tractor-trailer trucks to airplanes. To be built by the Alpha Corporation, a division of Collins Radio, the station is  
(Continued on page 109)

ever, reports from a Miami DX'er regarding the signal on 1160 kc., would seem to indicate that the station is not in that area although it is heard well during daylight hours.


Still another group of DX'ers are of the opinion that the station is mobile, probably aboard ship, in the western Atlantic-Caribbean waters. This is not too remote a possibility, for a "generator-type" of signal has definitely been noted at times. Such a type of operation would,

### MEDIUM-WAVE STATIONS YOU CAN HEAR

During the present period of low sunspot activity, the medium waves are stirring up considerable interest among DX'ers. The following stations have already been logged by WPE4DMX, and other sources confirm the fact that reception of these, and other medium-wave stations, is possible at this time.

FREQUENCY (kc.)	STATION	TIMES (EST)	PROGRAMS
644	Antigua, Leeward Islands	1815-2137	Eng. news and music
655	V. of Aruba, Aruba	1830-1845	Eng. news and weather
675	YND, Union Radio, Nicaragua	1900-2330	Spanish news and music
693	TIHB, R. Reloj, Costa Rica	2130-2300	News, music, frequent Spanish ID's
720	YVQR, Cumana, Venezuela	1900-2300	Spanish music and news
820	HJCY, La Vos Del Rio, Cali, Colombia	2000-0000	Spanish music and news
830	Belize, British Honduras	1830-2230	News relay from London, and music
854	OAX4A, Lima, Peru	1800-0000	Spanish music, news, frequent ID's
860	R. Caribe, Dom. Republic	1900-0100	Spanish, with some Eng. records
865	HRUC, R. Centro, Honduras	1900-0000	Spanish music and news
865	R. Curom, Willemstad, Curacao	1830-1900	Eng. talks and music
1040	TGXA, Guatemala City	1900-0100	Spanish music and news
1045	St. Georges, Windward Is.	1830-1930	Eng. news and music
1080	4VA, R. Commerce, Haiti	1930-2300	French talks and music
1120	YVMF, Maracaibo, Venezuela	1900-0000	Spanish music and news
1157	Radio Moscow, USSR	1930-2130	Eng. news, music, other programs
1175	YSCB, Voz Del Pacifico, El Salvador	1800-0100	Spanish news, some Eng. recordings

Other DX'ers have logged a French-speaking station on 830 kc.; this is very likely Radio Lucia in St. Lucia, Leeward Islands. Station HCJB, Quito, Ecuador, has been logged on 700 kc. by DX'ers living within 300 miles of WLW, Cincinnati. And there are many others that can be tuned if you have enough patience. In fact, you'll stand an even chance of logging and verifying stations located in countries which have no short-wave broadcasting stations.



# Across the Ham Bands

By  
**HERB S. BRIER**  
W9EGQ

## REVIEWING THE HX-11 TRANSMITTER

**T**HIS MONTH we'd like to talk about a new Heathkit c.w. transmitter, the HX-11. This new kit is a direct descendant of the venerable AT-1, but what great differences there are between the old and the new—all in favor of the latter. Housed in a 13" x 8 $\frac{3}{4}$ " x 7" metal cabinet attractively finished in the standard Heathkit green and grey colors, the assembled HX-11 weighs 16 pounds. It's rated at 50 watts input on the five ham bands between 3.5 and 29.7 mc.


**Technical Data.** A 6CL6 crystal-controlled oscillator and frequency multiplier drives a 6DQ6A r.f. power amplifier, which is neutralized for stability. The pi-network tank circuit, which has variable output loading, feeds the transmitter's signal to the antenna via a built-in low-pass filter; to reduce possible harmonic-type television interference, the filter has a cutoff frequency of about 34 mc. The transmitter is keyed in the cathode circuits of the oscillator and amplifier tubes—a method which is both simple and effective. And with the use of a suitable input adapter, an external, self-powered VFO may be plugged into the HX-11's crystal socket.

A dual-range, full-vision milliammeter


located in the upper center of the HX-11's front panel measures the 6DQ6A tube's grid and plate currents. Also located on the panel are the bandswitch; the oscillator tuning, amplifier tuning, and output loading capacitors; the "a.c.," "meter," "tune-operate," and "transmit-standby" switches; and the key jack. The crystal socket, located in the side of the cabinet, is shielded by an easily removed cover.

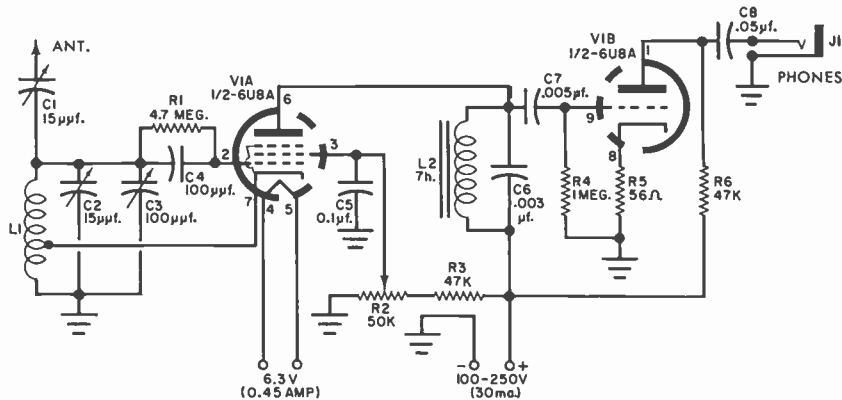
In the "tune" position of the "tune-operate" switch, the oscillator circuit alone is energized, permitting the oscillator to be tuned or the transmitting frequency to be checked without turning on the amplifier. The "transmit-standby" switch controls the d.c. voltages to the transmitter and the a.c. voltage to an accessory socket located on the back of the chassis. A relay for automatically switching the station antenna between the receiver and the transmitter may be powered from the accessory socket.

**Assembling the HX-11.** It took us approximately 15 hours (spread out over five evenings) to assemble the HX-11 kit. The 29-page instruction manual puts the job in the "falling off a log" category for any constructor willing to follow clear,



Heathkit HX-11 transmitter (above) takes about 15 hours to build. Rear view of chassis is at right.





Circuit for one-tube regenerative receiver (above) is housed in small utility box (right).

step-by-step instructions illustrated by excellent pictures. Part of the first evening was spent in identifying and separating the smaller components, such as fixed capacitors, resistors, and mounting hardware—this procedure definitely reduces time lost in searching for a specified component.

Twenty minutes after the last connection was soldered, the HX-11 was delivering r.f. power to a dummy load. On

80, 40, 20, and 15 meters, its power output was 35 watts or better when loaded to the rated 50 watts input; on 10 meters, where the amplifier tube operates as a frequency doubler (usual in two-stage transmitters), the output is a bit under 20 watts.

When operated in its cabinet, the HX-11 is remarkably free of TVI. This is powerful evidence of the effectiveness of its internal low-pass filter and the shielding of the metal cabinet. The filter, however, is necessarily designed to work into a specified load impedance (50 to 75 ohms). As a result, the transmitter doesn't "load" into a random-length, end-fed antenna very well unless an antenna coupler is used. (One such unit was described in this column in the August 1961 issue.) You won't need a coupler, of course, with any antenna employing 50- to 75-ohm transmission line.

Emitting a pure T9X tone and keying well when active crystals are used, the Heathkit HX-11 transmitter easily meets all of its design specifications, and can be recommended to any ham desiring an excellent 50-watt c.w. transmitter. Available in kit form only, it can be obtained from the Heath Company, Benton Harbor, Mich., for \$43.50.

### Novice Station of the Month

This shot of E. "Jack" Fisher (KN3QZA, Box 214, Emlenton, Pa.) and his rig wins this month's Novice photo contest. Jack uses a Heathkit DX-20 transmitter and a National NC-109 receiver, both of which perform well on the 15-, 40-, and 80-meter Novice bands. In two months he has worked 175 stations.


Jack will receive a 1-year free subscription to P.E. for his photo. If you'd like to try for a similar award, send us a picture of your station—preferably with you at the controls, and include some information about yourself, your equipment, and your activities. Maybe you'll be one of the lucky winners. Entries should be sent to Herb S. Brier, c/o POPULAR ELECTRONICS, P.O. Box 678, Gary, Indiana.



### ONE-TUBE REGEN RECEIVER

Many an old-time ham has been heard to say, "Well, I don't know but what the regenerative receiver I had when I first got on the air didn't do as good a job as the super-special receiver I have now—at least I heard an awful lot of DX on it."





## PARTS LIST

- C1—15- $\mu$ f. trimmer capacitor
- C2—15- $\mu$ f. midget variable capacitor (Bud MC-1850 or equivalent)
- C3—100- $\mu$ f. midget variable capacitor (Bud MC-1855 or equivalent)
- C4—100- $\mu$ f. mica capacitor
- C5—0.1  $\mu$ f.
- C6—0.003  $\mu$ f. } all 400- or 600-volt
- C7—0.005  $\mu$ f. } paper capacitors
- C8—0.05  $\mu$ f.
- J1—Open-circuit phone jack
- L1—Antenna coil, wound on  $1\frac{1}{4}$ "-diameter,  $2\frac{1}{4}$ "-long, plug-in form (Allied 71 H 714 or equivalent) according to instructions below:  
 For 20 meters: 6 turns of #22 enameled wire, 1" long, tapped  $1\frac{1}{2}$  turns from ground end  
 For 40 meters: 11 turns of #22 enameled wire, 1" long, tapped 2 turns from ground end  
 For 80 meters: 23 turns of #22 enameled wire,  $1\frac{1}{4}$ " long, tapped 3 turns from ground end  
 For broadcast band: 100 turns of #28 enameled wire, close-wound, tapped 10 turns from ground end
- L2—7-henry, 50-ma. filter choke (Stancor C-1707 or equivalent)
- R1—4.7-megohm,  $\frac{1}{2}$ -watt resistor
- R2—50,000-ohm, wire-wound potentiometer
- R3, R6—47,000-ohm, 1-watt resistor
- R4—1-megohm,  $\frac{1}{2}$ -watt resistor
- R5—56-ohm,  $\frac{1}{2}$ -watt resistor
- V1—6U8-A tube
- 1—4" x 5" x 6" aluminum utility box (Bud CU-3007-A or equivalent)
- Misc.—Tube and coil sockets, hardware, etc.

Actually, of course, today's high-performance communications receivers beat the old regenerative jobs seven ways to Sunday. Nevertheless, a regenerative receiver in skilled hands can be more effective than the uninitiated might think possible.

The receiver described here, for example, uses a 6U8A tube as a regenerative detector and a.f. amplifier. It brings in ham signals from all over the United States and Canada, as well as short-wave broadcast stations from around the world, with adequate headphone volume.

**Construction.** Since the parts layout is not at all critical, the photograph can be used as a general guide. The 6U8A tube was mounted inside the box primarily to protect it from unnecessary bumps. If desired, however, it may be located on the top. The variable capacitors and coil forms used in the original model came from a spare-parts box; those specified in the Parts List will work equally well.

You can apply plate and heater voltages from any convenient power supply as indicated on the diagram. If your external supply doesn't have a grounded filament transformer center-tap, ground one of the filament leads to the receiver chassis. Then connect an antenna (a 75' outside antenna works very well, and a 20' wire inside the house gives fair results) and plug in the appropriate coil.


**Adjustment.** Loosen the screw in the antenna-coupling capacitor (C1) approximately two turns and set capacitors C2 and C3 so that they are about half-meshed. Advance regeneration control

R2 until the detector goes into oscillation, as indicated by a slight hissing or rushing sound in the headphones; advancing R2 too far produces a loud squeal in the phones. Now adjust capacitor C3 until you hear signals, readjusting R2 as necessary to keep the detector gently oscillating.

Should you have difficulty tuning any coil to its specified frequency band, compress or expand the windings as required. Once the desired band is spotted, do your fine tuning on bandspread capacitor C2. And, for final touch-up, adjust capacitor C1 for the loudest signals from the phones.

The setting of the regeneration control is somewhat critical. For c.w. and SSB reception, set the control just above the oscillation point; for conventional AM phone, set it just below this point. Choke L2 and capacitor C6 form a 1000-cycle audio filter—giving more effective selectivity on c.w. For phone reception, you might want to disable the filter by disconnecting one end of C6.

(Continued on page 115)



# Regal Sound from Regal 300 Kit

*Electro-Voice offers  
easily assembled, 3-way  
hi-fi speaker system*



**T**HE heavyweight king of bookshelf speaker systems must certainly be the Regal 300 produced by Electro-Voice, Inc., Buchanan, Mich. Topping 60 pounds, this 3-speaker system leaves no doubts about its *solid* construction. Available assembled—finished (\$179.00) or unfinished (\$149.00)—or as a kit (\$125.00), the Regal 300 has a remarkably smooth sound, extending from below 40 cycles to somewhere over 18,000 cycles.

The kit we assembled, in under two hours, did not show audible “doubling” from the 12” woofer until our audio oscillator hit 35 cycles. The “presence” frequencies are handled by a husky 8” cone-type speaker mounted in its own separate enclosure within the Regal box proper, and the treble notes emanate from a compression-type tweeter. Both of the latter speakers have level adjustment controls on the back panel.

All four corners of the 300 fit like a glove, and the back panel slides snugly into place. There are no unusual precautions to be observed during the assembly process—but don’t forget the manufacturer’s recommendation for waxed paper around the grille cloth if you want to stain the enclosure. -30-

Preassembled crossover feeds 35–200 cycles to 12” bass speaker, 200–3500 cycles to 8” mid-range, and everything above to compression-type tweeter.

The extra-heavy bass speaker has a foam plastic cone. Four pounds and ten ounces of the weight shown here are accounted for by its ceramic magnet.





## Carl and Jerry

### Tunnel Stomping

**M**ARCH had come in like a lamb, but Carl and Jerry were not feeling very lamb-like. The unseasonably warm evening breeze wafting gently through their open window on the third floor of H-3 Residence Hall on the campus of Parvoo University filled the boys with a strange inquietude. Jerry was sitting at his desk making a desultory attempt to study while Carl paced restlessly back and forth listening to an AM-FM transistor radio he carried in his hand.

"Will you quit switching that thing back and forth between AM and FM?" Jerry demanded. "You're making me nervous."

"I'm nervous; that's why I'm doing it," Carl retorted with a grin. "I'm trying to see, moving to and from the window, if the building's steel framework has more shielding effect on AM or FM reception. Remind me to try this out in that cave down along the river when we're home this summer. I'd like to see what effect a layer of earth has on the two modes . . . Hey! We don't have to wait till then. How'd you like to go tunnel stomping?"

"Go what-ing?"

"Tunnel stomping. A couple of fellows at the library this afternoon were telling me they had a whale of a time last night exploring the steam tunnels that run around beneath the campus. They told me how to get in and everything. And I can check out this AM-FM reception bit while we're at it. What do you say?"

"Well, I dunno," Jerry said slowly. "Parvoo's powers-that-be might take a dim view of our prowling around down there where we have no business."

"Aw, come on!" Carl coaxed. "I've got to do something different tonight or

I'll flip. This is no evening to sit cooped up in a room with a bunch of books. We won't be caught. The fellows never met a soul down there last night."

"You twisted my arm!" Jerry exclaimed as he took a flashlight from a drawer and put on a jacket. "I feel in the mood for a little adventure myself."

**C**ARL snatched up a campus map and snapped a pedometer on his ankle as they headed for the door. Outside, under a starry sky, Carl led the way south for several blocks, turned east, and finally proceeded south again.

"Keep going and we'll soon be outside the city limits," Jerry finally warned as he trotted to keep up with his lanky chum's long strides. "That was the Bull Barn we just passed on the right."

"It's only a little farther," Carl assured him—"Ah, here we are!"

Several flickering red lanterns outlined a large opening in the ground. The boys let themselves down into the excavation and pushed aside a heavy canvas curtain to reveal a long, narrow passageway leading back toward the campus.

"This comes from the new heating plant on the edge of the campus," Carl whispered as he zeroed his pedometer;



"it joins the tunnel system already in use by the old plant. Let's go."

At first the boys advanced slowly, quietly, and cautiously; but as nothing happened and they met no one, they became bolder and more reckless. They soon found that they did not need their flashlight. Along the top of the tunnel ran a row of lights that could be turned on and off in sections. The boys simply lit a string of lights ahead and went to the end of it; then they darkened the tunnel behind them and turned on the next section of lights.

When they encountered the first side tunnel, they followed it until they were stopped by a locked fireproof door. By this time they were so exhilarated by a combination of adventure, spring fever, and the oppressive quietness of their surroundings that they beat on the iron door with their fists and shouted greetings through it; but the only answer was the echo of their shouts coming back from the main tunnel.

Carl's map and pedometer were not needed to keep track of where they were. Every so often an opening in the roof of the tunnel was covered by a rectangular iron plate. By raising one side of this plate very cautiously, a foot or so, they could get a look at the campus and see where they were. They made a game out of it. The first boy who spotted one of these openings would shout, "Up periscope!" Then, while they chuckled at the joke that never seemed

to grow old, the other boy had to climb up and take a cautious peep around.

They lost all track of time as they followed the tunnel north to where it joined the tunnel coming from the old heating plant in a great collection of valves, pumps, and other machinery. Turning left at this point, they followed the tunnel past the Agricultural Buildings and then turned back south again beneath South University Drive.

"Hey," Jerry suddenly exclaimed, "you forgot to try out your radio. Turn it on and let's see what you can pick up."

Carl turned on the little receiver, but all he could hear was a soft buzzing sound. "Maybe that noise is coming from the lights," he suggested. "Cut them off and let's see if it stops."

Jerry snapped off the lights, and the boys stood there in the pitch darkness. The sound did not change, but before Jerry could turn the lights back on there was a grating noise and a dim rectangle of light appeared almost overhead as someone opened a hatch cover. Instinctively the boys retreated quietly back down the tunnel to where some big valves in the steam pipes along the wall hid them from view.

A flashlight beam shone down through the opening for a few moments, and then a sturdy-looking suitcase was carefully lowered with a rope. This was followed by a small roll of wire. Seconds later a pair of well-rounded legs in toreador pants came down through the opening.



TRADE THE POSTAGE-PAID  
REPLY CARD BELOW  
FOR THESE TWO

# FREE BOOKS!

Get Your FREE COPY of this 64 Page Catalog

...telling you all about the amazing opportunities in the exploding field of electronics. Learn about the profit opportunities in the field of Radio-TV Electronics and **APPLIANCE SERVICING**. Get the facts about Central Technical Institute's NEW, down-to-earth **PRACTICAL ELECTRONICS** Home Study Course...brand new **INSTANT KITS** that can be used in starting your own business or that can be sold at a profit to friends, neighbors and customers!

Get Your FREE COPY of this 31 Page FCC Prep Book

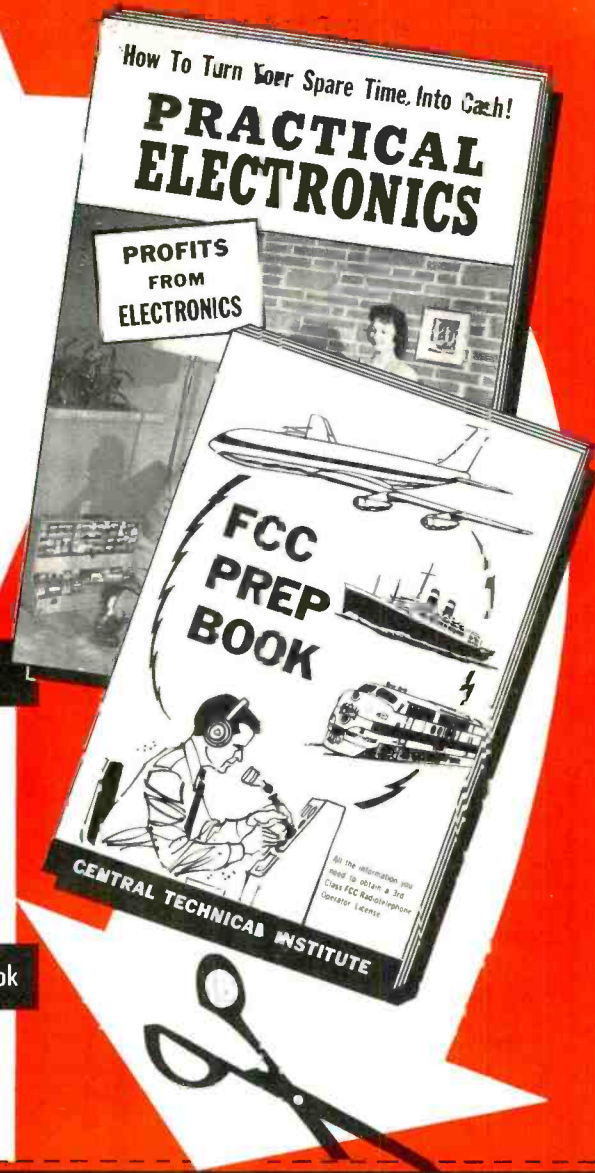
...telling you all you need to know to pass the 3rd class FCC Radiotelephone examination. FCC 3rd class license qualifies you to operate radiotelephone transmitting stations used by airlines, police, railroads, emergency services, etc.

**EARN EXTRA MONEY SOON  
IN YOUR SPARE TIME!** Train at home  
for a Career in Radio-TV Electronics and  
Profitable **APPLIANCE SERVICING!**

### NO EXPERIENCE NEEDED!

Enroll in Central Technical Institute's New Home Study Course—**PRACTICAL ELECTRONICS**. Central will show you how to make money soon—servicing AM-FM radios, TV sets, small appliances...building and installing electronic equipment in homes, factories and business offices. The future is bright for trained technicians and servicemen. Get started today toward a prosperous business of your own or a better job...with Central's **PRACTICAL ELECTRONICS** Home Study Course. Join the thousands of Central students and graduates who are making extra money in their spare time—have their own business—or a good job with a future.

SEE OTHER SIDE!



Clip and Mail This Postage-Free Card Today!  
**GET 2 FREE BOOKS!**

Please send me my FREE copies of  
**PRACTICAL ELECTRONICS** and **FCC PREP BOOK**

Name \_\_\_\_\_ Age \_\_\_\_\_


Address \_\_\_\_\_

City \_\_\_\_\_ Zone \_\_\_\_\_ State \_\_\_\_\_

**CENTRAL TECHNICAL INSTITUTE**

Accredited Member National Home Study Council  
Over 50,000 Successful Graduates since 1931!





**NEW**



# CENTRAL'S INSTANT KITS®

**Help you to START MAKING MONEY...SOON!**

**CHOOSE THE  
INSTANT KITS  
THAT APPEAL  
TO YOU!**

- Transistorized Electronic and Appliance Tester
- Code Oscillator
- CB Converter
- RF Signal Generator
- Photoelectric Switch
- 4 Transistor Portable Radio
- Oscilloscope

**They're MODERN • PRACTICAL • COMPLETE • MEET COMMERCIAL STANDARDS**

**Study Practical Electronics with Central Technical Institute—Select the equipment you wish to build—start making money servicing and repairing radio-TV sets and appliances**

**NO EXPERIENCE NEEDED!** You don't need a high school diploma or previous knowledge of electronics to get started, with Central's **PRACTICAL ELECTRONICS COURSE**. Quick, low-cost home training for young and old. New, illustrated lessons make learning easy. You learn by doing—building modern, complete, *useful* equipment furnished by Central. You earn *extra money* in your spare time doing work that is profitable and enjoyable. Keep your present job—set your own pace—add to your income—find out how much fun electronics can be!

**OVER 50,000 SUCCESSFUL GRADUATES**

"I wouldn't be in my present position if it weren't for my Central Technical Institute training. Naturally, I recommend the school very highly. Damon Alarm has ten employees, and four service vehicles." CLARENCE S. DAMON, President, DAMON ALARM CORP., K. C., Mo.



"I am in business for myself, operating a part-time Radio & TV Service Shop in my home. My gross part-time earnings average \$100 per month." Grad GARROLL B. SCARBOROUGH, Belton, Mo.

"The field of electronics is exciting. There are opportunities galore. I received training at Central Technical Institute and I recommend the school without qualifications." FRANK LEENKNECHT, CONVAIR ASTRONAUTICS DIVISION, GENERAL DYNAMICS CORPORATION.



**RESIDENT TRAINING**—Central also offers a full-time ECPD-Accredited Technical Institute program at its resident school in Kansas City, Mo., for qualified high school graduates. Details in FREE catalog.

FIRST CLASS  
Permit No. 3021  
Kansas City, Mo.



BUSINESS REPLY MAIL

**NO POSTAGE STAMP NECESSARY**

IF MAILED IN THE UNITED STATES


POSTAGE WILL BE PAID BY—

**CENTRAL TECHNICAL INSTITUTE**

1644 Wyandotte Street  
Kansas City 8, Missouri

**ACT NOW! RECEIVE 2 FREE BOOKS!**

**FILL OUT REVERSE SIDE AND MAIL TODAY!**



At this point the flashlight was turned off, and the boys could hear the hatch cover being put back in place. Next there were some fumbling sounds, and then a row of tunnel lights came on. Fortunately the lights ran on down the tunnel from where the intruder had descended and did not reveal the boys hiding in the shadow of the big valves.

"Holy haddock! It's a girl!" Jerry whispered.

"What did you suppose?" Carl asked sarcastically. "I figured that out when I saw the bull-fighter pants. Keep quiet and let's see what she does."

**I**T WAS a girl, all right, a very pretty slender one with dark curly hair and almond-shaped glasses. With quick, graceful movements, she opened the suitcase to reveal a panel full of knobs, dials, and meters. Then, unrolling the coil of wire which led down from the hatch, she fastened the end to a binding post on the panel. Wire from another binding post was clipped to a valve in a steam line.

Then she replaced a lamp bulb above her head with a Y receptacle that accepted both the bulb and a plug on the end of a wire leading to the suitcase. And finally, she seated herself cross-legged on the floor in front of the opened suitcase and plugged a telegraph key into a jack on the panel.

"Hey, that's a portable radio station! She's getting ready to send a message. I'll bet she's a spy," Jerry whispered.

"She's pretty enough to be one. What are we going to do—?"

Jerry had no opportunity to give an answer if he had one—which is doubtful. The girl threw a switch and closed the key, and instantly a loud, over-loaded squawk came from the little radio Carl still clutched in his hand. He dropped it, stunned by the sudden noise, and lunged backward into Jerry. Both boys toppled into the light.

The girl gave a little shriek and leaped to her feet. But when she saw Carl and Jerry staring sheepishly up at her from where they sprawled in a tangle of arms and legs on the floor, she gave a giggle of obvious relief.

"Oh, it's just boys; I was afraid it was a nasty old mouse," she said in a rich Southern drawl. "I really wish you'd get up from there. You all can't imagine how silly you look just lying there staring up at me. Didn't you ever see a girl before?"

Suddenly her soft brown eyes grew dark in anger behind her glasses. "And you might explain why you were spying on me!"

"We were spying!" Jerry sputtered indignantly. "I like that! I suppose you weren't starting to send a secret message to one of your comrades."

The girl's eyes opened very wide. "Secret message—" she repeated, and then became convulsed with almost hysterical laughter.

"I swear you Yankee boys are wild, utterly wild," she said finally as she leaned weakly against the wall of the tunnel. "You won't understand, but instead of being Mata Hari, I'm a radio

Put your money in quality parts... get

# HEATH

## THE MOST ADVANCED STEREO TUNER KIT AVAILABLE



Here's the kit tuner you've asked for, the Heathkit AJ-41! AM, FM or Stereo FM Multiplex. Self-contained with Multiplex Adaptor built-in! New FM squelch circuit hushes between-station noise. Stereo Indicator light shows when FM station is broadcasting stereo. Separate tuning meters for AM & FM. Broad-band circuitry. Cathode follower outputs. Preamsembled tuner, prealigned coils, circuit boards.


Kit AJ-41, no money down, \$11 mo. . . . \$119.95  
Assembled AJW-41, \$18 mo. . . . \$189.95

*Heathkit — always first with the finest, guarantees success with any of these new kits*




New 9-transistor CITIZEN'S BAND WALKIE - TALKIE Superheterodyne re-

ceiver—crystal-controlled transmitter; built-in squelch and noise-limiter; portable-battery powered; 1-3 mile operating range; easy circuit board assembly. 2 lbs. Kit GW-21. . . . \$44.94 each, \$84.95 a pair




**The World at your Fingertips—only \$24.95**  
—Covers 140 kc to 18 mc in 4 bands to receive aircraft, broadcast, amateur, police, and foreign stations. Regen. circuit; transformer isolated.

Kit GR-81, no money down, \$5 mo. \$24.95



**Powerful SSB mobile AMATEUR TRANSMITTER and RECEIVER**—Complete SSB facilities! 90 watts, 80 through 10. Loaded with extras for top performance —easy assembly—convenient operation! Kit HX-20 . . . \$199.95; HR-20 . . . \$134.50  
GH-12 Mike Illustrated. . . . \$6.95



**New miniature HI-FI SPEAKER SYSTEM**  
—AS-81 Series—65-14,500 cps response from 6" woofer and 3" tweeter in factory assembled cabinet just 10 3/4" W x 6 1/2" H x 6 1/4" D. Available wal., mahog. or unfin. . . . from \$17.50



**Step saving WIRELESS INTERCOM**—No more connecting wires between stations, just plug in nearest outlet; works with units on same power line. All transistor circuit; built-in AC power supply. "All-master" system, any station may originate a call. Standby squelch circuit. Overload diode. Indicator lights. Beige color.

Kit GD-51-2 (pair) no money down, \$5 mo. . . . \$45.90



**ELECTRONIC TACHOMETER** for in-boards, outboards or cars—Transistor circuit; dual range, 0-4000 & 0-8000 rpm, switch-selected; usable with coil-distributor or magneto systems; price to be announced.




*better performance, more satisfaction with*


**KIT**<sup>®</sup>



**TWO NEW HEATHKIT  
TUBE TESTERS AND MODERN  
TUBE DATA SUBSCRIPTION SERVICE**



**TUBE CHECKER IT-21:** Successor to famous Heathkit TC-3. Tests all tube types including new compactron, nuvistor, novar and 10-pin types! Built-in roll chart. Individual tube element switches. Tests for quality, shorts, leakage, open elements and continuity \$44.95



**MUTUAL CONDUCTANCE TUBE TESTER TT-1A:** Deluxe tube testing facilities! Includes adapter in lid for testing new compactron, nuvistor, novar and 10-pin tube types. Indicates Gm to 24,000 microhoms. Constant current heater supplies. Ultra-sensitive grid current test. Direct reading ohmmeter leakage test. Built-in calibration circuit & roll chart. Professional quality throughout. \$149.95

**ADAPTER KIT TTA-1-1:** Converts earlier model TT-1 to TT-1A. Consists of new cabinet lid, sockets and selector switches and necessary tube test data. \$14.95

**NEW TUBE SUBSCRIPTION DATA SERVICE:** Up-to-date supplements on all new tube types will be automatically mailed quarterly to all subscribers. New roll chart mailed annually. A valuable service to past and present Heathkit tube checker owners! State your tube checker model upon ordering.

**TC-3 series \$1.50 per year, TT-1 series \$2.50 per year.**



**WORLD'S BIGGEST  
KIT CATALOG—FREE**

Use the coupon opposite to send for your free copy of the new 1962 Heathkit catalog. It's the world's biggest catalog devoted to electronic kits. 100 pages, over 250 different kits, with complete descriptions, schematics, big photographs, and full specifications. Send for yours now!



**HEATH COMPANY**  
Benton Harbor 10, Michigan

Yes, send me my free 1962 Heathkit catalog

NAME \_\_\_\_\_

ADDRESS \_\_\_\_\_

CITY \_\_\_\_\_ ZONE \_\_\_\_\_ STATE \_\_\_\_\_

Order direct by mail or see your Heathkit dealer.

Ship  Parcel Post  Express  C.O.D.  Best Way

Ordering Instructions: Fill out the order blank. Include charges for parcel post according to weights shown. Express orders shipped delivery charges collect. All prices F. O. B. Benton Harbor, Mich. A 20% deposit is required on all C.O.D. orders. Prices subject to change without notice. Dealer and export prices slightly higher.

ITEM	MODEL NO.	PRICE

amateur. This is a portable transmitter and receiver and I'm getting ready to talk over the air to my daddy down in Florida, as I do every Friday night at this time.

"I can't operate my transmitter in the residence hall," she continued, "but I discovered this place by accident late last fall when some men were working down here and had that cover off. I've used it ever since. It's warm; there's power available; and I can string my antenna from a fire escape nearby down through a crack in the hatch cover—but you wouldn't understand about antennas."

"We might," Jerry said with a grin. "We've both had our ham calls for several years. My name is Jerry Bishop, and this is Carl Anderson. We're both freshmen in EE. We just happened to be exploring the tunnel when you—'dropped in,' shall we say?"

"My name is Jodi, Jodi Preston, also a freshman in double-E," the girl said as she held out her hand; "but if you'll excuse me, I'd better call Daddy now. He'll think the Abominable Snow Man has made off with me up here in the Arctic wastes, as he calls anything north of Atlanta."

**T**HE BOYS watched while Jodi expertly tuned up the little transmitter and gave a snappy call to a W4 station. The W4 came back immediately. Used to copying in their heads, the boys followed the ensuing conversation easily, even though the girl was handling the straight key at a clean, rhythmic twenty-five-words-per-minute. It was chiefly family stuff: how Jodi's dog missed her; that the box of cookies arrived okay; and that Jodi was going home with her roommate during spring vacation. She made no mention of Carl and Jerry.

"Well," she declared, as she signed off after a lingering 88, "that's that for another week. Now I've got to get this stuff together and scamper back to the residence hall before the curfew hour."

"We'll help," Carl offered; "but why did a girl like you ever come to a technical school like Parvoo—"

"Stop right there, Yankee boy!" Jodi said with her brown eyes flashing angrily again. "I know what you're thinking: 'She came because the eds outnumber the coeds and it's easy to get a man.'

Well, if I wanted a man, which I most certainly don't, I'd never look for one in Yankeeland. I came to Parvoo because I'm deeply interested in electronics, I want to know more about it, and I think this is the best place to find out."

"Okay; so okay!" Carl said soothingly as he wound up the antenna wire. "I wasn't thinking any such thing, but let's not make a fed—I mean a confederal case of it. Jerry, I'll go up and see if the coast is clear. You hand the transmitter up and join me. Then we'll give Jodi a hand."

As they lifted Jodi easily to the sidewalk the boys, being engineers, could not help noticing how neatly her hundred and twenty pounds were packaged. They had just replaced the cover and wound up the antenna wire when a campus police squad car turned the corner and cruised by.

"Whew, that was close!" Carl said as he picked up the transmitter and the three of them set off through the still warm, star-studded night.

When they arrived at the X-Hall where Jodi lived, just on the other side of the Co-Rec Gym from H-3, she took the transmitter from Carl and the coil of antenna wire from Jerry and said, "You boys have been just as sweet as you could be, and I'm sorry I said such hateful things to you. I had no idea Yankees could be so nice. Are you boys *sure* you don't have any Southern ancestors?"

"My folks came from Pennsylvania, darn it!" Jerry confessed.

"And mine from Minnesota, double darn it!" Carl added.

"Now you're making fun of me, but I don't mind," Jodi said, bathing them in a warm smile as she turned reluctantly toward the door. "Anyway, we're all hams, and that means a lot."


Carl and Jerry started off briskly. "Hey, Jer, you know something?" Carl asked as he leaped into the air to pluck a leaf from a tree, "that Jodi is a nice kid even if she can't pronounce an *r*."

"Yes, and she has a beeyouteefull fist," Jerry agreed. "Say, I don't know about you, but I feel a lot more relaxed after our tunnel stomping. What say we go home and tear into the books for a couple of hours before turning in?"

"Let's go!" Carl said, breaking into an easy jog.

-30-

# Hobnobbing with Harbaugh



"It's my own electronic steering system, but I need a couple of new tubes."



"He's trying to hear somebody called OSCAR."



"Have a seat folks ... I'll warm up the stereo."

## A Peek at the POP'tronics Reader



"Here's what I call a real QSL card."




"That gadget you made to open the garage door isn't working."

# NEW products

## TRANSISTOR TESTER/VOM KIT

A transistor tester produced by EICO also provides all the VOM ranges needed to service transistorized equipment. The Model 680 transistor and transistor tester employs a 50- $\mu$ a., 3 1/2" meter for extra sensitivity and accuracy. Transistor characteristics which can be checked include ICBO and ICEO (with separate ranges for small-signal and power transistors); d.c. $\beta$  (directly, in two ranges); and a.c. $\beta$  (indirectly). The VOM section of the instrument has d.c. current ranges of 0 to 50  $\mu$ a., 500  $\mu$ a., and 500 ma; d.c. voltage ranges of 0-5 and 0-10 volts; and resistance ranges of 0 to 2000 ohms, 200,000 ohms, and 20 megohms. The Model 680 sells for \$25.95 in kit form, \$39.95 fully wired and tested. (Electronic Instrument Co., Inc., 33-00 Northern Blvd., L. I. City 1, N. Y.)




## TEST-SOCKET ADAPTERS

Repairing TV and FM tuner sections is simplified by Pomona's "7-high" (shown in photo) and "9-high" test-socket adapters. These devices are intended for checking voltage or resistance at the pins of tubes enclosed in captive or telescoping shields. Plugging into the original tube socket, each adapter provides a new socket located above the level of the shield; with the tube plugged into this socket, checks can be made via special lugs wired to the pin contacts. The "7-high" adapter (Model 1447) is for 7-pin miniature tubes and sells for \$1.85. The "9-high" adapter (Model 1449), for 9-pin miniature tubes, is priced at \$1.95. (Pomona Electronics, Inc., 1500 E. 9th St., Pomona, Calif.)



## INTERCOM KIT

Suitable for home or business use, the KT-196 two-station intercom kit introduced by Lafayette Radio Electronics Corp., 111 Jericho Turnpike, Syosset, L. I., N.Y.) features a sensitive three-tube circuit. The master unit (illustrated) has a three-way lever switch with "momentary talk," "listen," and "lock-in talk" positions, as well as a combined on-off switch and volume control. A "talk-listen" slide switch on the remote unit can be left set in the "talk" position for baby sitting, or other purposes. Price, complete with 50 feet of 3-wire cable, \$14.75. A factory-wired version, the Model LA-196, sells for \$19.50.



## ELASTIC STOP NUT KIT

More than 250 assorted self-locking "Elastic Stop" nuts are contained in ESNA's No.



700 kit. They are plated, carbon-steel hex nuts with an integral Nylon collar that will not loosen under severe vibration conditions. Both standard and thin-height nuts are

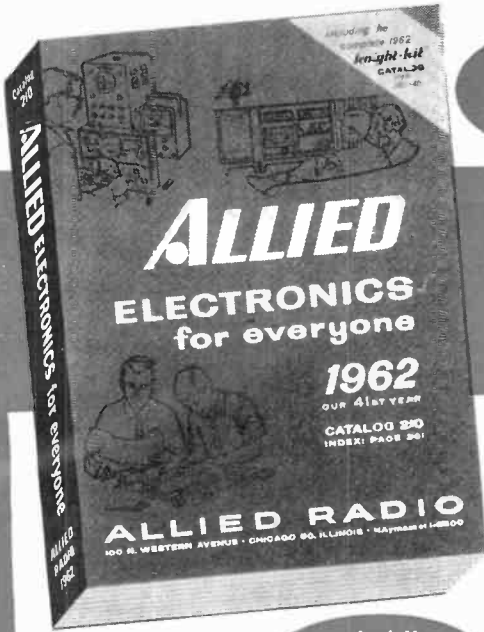
supplied in a variety of sizes, and the assortment is packed in a 12-section unbreakable plastic box. Price \$15.00, postpaid in the USA. (Elastic Stop Nut Corporation of America, Dept. AD-N700, 2300 Vauxhall Rd., Union, N. J.)

## TUBE TESTER ADAPTER

Three new tube bases can be accommodated in the Seco Model 107 tube tester with the aid of an inexpensive adapter. Designated adapter No. 1171, the unit provides sockets for 9-pin Novars, 12-pin Compactrons, and 10-pin tubes. The device comes complete with a 22" cable, installation instructions, and set-up data on the new tubes. Price, \$4.95. (Seco Electronics, Inc., 5015 Penn Ave. S., Minneapolis 19, Minn.)

## HEARING-AID BATTERY CHARGER

The Multitone "Pocket Charger" is designed to cut the cost of operating hearing aids equipped with a type 675 battery. The



# Free **ALLIED** 1962 CATALOG

includes complete catalog featuring over 90 exciting


## knight-kits®

A PRODUCT OF ALLIED RADIO

### New! Original! Only from Allied!




**AMAZING 100-in-1** Electronic Science Lab Kit, an open door to the exciting world of electronics; absolutely unique.....\$29.95




**ALL-TRANSISTOR 50-Watt** Stereo Hi-Fi Amplifier Kit—a revelation in sound performance; less case.....\$79.95

*only kits of their kind!*



**ALL-TRANSISTOR 2-Band AM-Shortwave** DX'er Radio Receiver Kit.....\$19.95



**SENSATIONAL PHONE & CW 60-Watt** Ham Transmitter Kit for only...\$49.95



**STEREO TAPE** Record-Playback Preamplifier Kit, with professional features, less case.....\$89.95



**MULTIPLEX Self-Powered** Adapter Kit, for Stereo FM reception. A tremendous value at.....\$19.95

*simply great for '62!*



**TRANSISTORIZED** Electronic Tachometer Kit.....\$24.95



**ALL-TRANSISTOR** Wire-less Intercom System Kit (2 units).....\$45.90



**DELUXE STEREO FM-AM** Tuner Kit with latest built-in MULTIPLEX Stereo FM; case included.....\$99.95



**ALL-IN-ONE FM-AM** Tuner-Amplifier with latest built-in MULTIPLEX Stereo FM; less case.....\$129.95

**Knight-Kits offer the most satisfying build-your-own experience in the world!**

#### 5 BIG REASONS WHY:

- Convenience Designed
- Wonderful to Build
- You Own the Best
- You Save So Much
- Easiest to Buy—NO MONEY DOWN!

**MONEY BACK GUARANTEE: Buy any Knight-Kit. Build It! Use It! You must be satisfied or you get your money back!**

see more than 90 KNIGHT-KITS  
HI-FI • HOBBY • AMATEUR • INSTRUMENT

## ALLIED RADIO



**Send for it today!**

KNIGHT-KITS are also available in Canada.

- World's Largest Stocks
- Lowest Money-Saving Prices
- Fastest Shipment
- Expert Help
- Easiest-Pay Terms
- Satisfaction Guaranteed or Your Money Back

send for the world's biggest electronics catalog!

**Free**

ALLIED RADIO, Dept. 228-C2  
100 N. Western Ave., Chicago 80, Ill.


Send FREE 1962 ALLIED 444-page Catalog

Name \_\_\_\_\_  
PLEASE PRINT

Address \_\_\_\_\_

City \_\_\_\_\_ Zone \_\_\_\_\_ State \_\_\_\_\_

# RADAR SENTRY\*



## warns of radar traffic zones ...promotes safe driving

Ingenuous miniature electronic detector gives advance warning of radar-controlled speed and danger zones within monitor range. New DUAL-BAND circuit detects all commonly used police radar speed meters and traffic control devices.

When triggered by radar signal, Sentry gives audible warning... alerts you to check speed before entering radar-timed speed zones or dangerous areas protected by radar-operated signal lights.

Miniaturized and completely transistorized, Radar Sentry requires no wires or antenna... operates on 1000-hour mercury cell, self-testing battery. Furnished with clip for sunvisor mounting and magnetic base for dashboard use. Small, compact... will not obstruct vision. Weight: 13 oz. Choice of Beige, Sapphire Blue, or Emerald Green to blend with car interior.

### NEW DUAL-BAND MODEL <sup>o</sup>Patent Pending

only \$39.95 postpaid  
Send check, money order,  
or charge to Diner's Club  
account (give card number  
and signature). Specify  
color wanted.

**MONEY BACK GUARANTEE**  
Return in 10 days  
if not satisfied.

**RADATRON, INC.**  
2232 Zimmerman St.  
North Tonawanda, N. Y.



Professional Ski Patrol & Ranger

### WALKIE-TALKIE TWO WAY RADIOS

**\$19.88** Each Ppd. Two for \$29.88 Ppd.  
Latest Spring 1962 Models. All-transistorized  
Channel 14 Citizens' Band (27MC) two way  
transceivers IN DO-IT-YOURSELF KIT FORM  
COMPLETE. all parts, chart & manual. Takes one  
ordinary 9-volt transistor radio battery. 48"  
antenna included. Excellent range, fidelity and  
volume. Invaluable for outdoor sports, hunting,  
boating, scouting, construction jobs, coaching.  
Used by ski patrols, rangers, timber cruisers,  
sheriff deputies. FOR SAME UNIT FACTORY  
ASSEMBLED add \$7.50 each. (one for  
\$27.38, two for \$44.88.)



### TRANSISTORIZED INTERCOMS

Both for  
**\$29.88** ppd.

New model, big and rugged. 6" x 5" x 2 1/2"  
Master and slave set. Completely assembled,  
not a kit. Cabinet allows in-the-wall installation  
or simple hook mount. USE FOR CAB-TO-CAMPER,  
with 12 volt car battery hook-up, self-contained  
flashlight batteries or dry cells. Range to 1 mile.  
Instructions included. Use upstairs to basement,  
house to garage, infant's room to kitchen.  
1000 uses. TO ORDER ANY ITEM: Send check  
or money order. \$5 deposit for C. O. D.  
90-day warranty.

California residents add 4% state tax.  
Bargains from the "Heart of the Electronics World"



**Mission house**  
15336 Roscoe Blvd., Van Nuys 38, Calif.


# products

(Continued from page 92)

unit, which comes with two special, re-chargable, 675-size batteries, is powered by two standard penlight cells. Each battery can be recharged about 40 times before the cells need replacing, and a charged battery can be used for about 10 hours. Charging time per battery is about eight hours, and the batteries have a "lifetime" of several thousand charges each. About the size of a small flashlight, the charger can easily be carried in pocket or purse. Price, \$10.95. (Multitone Electronics, 261 Great Arrow Ave., Buffalo 7, N. Y.)

### ANTENNA TUNER KIT

The "Mini-Matcher" antenna tuner is one of a new line of Comet kits designed and




priced for the radio amateur. It will operate with any transmitter running up to 100 watts on single side-band or c.w., or up to 75 watts on AM phone. Completely self-contained, the

"Mini-Matcher" is housed in a steel cabinet for TVI prevention. Dimensions of the unit are 5" x 4" x 4" and it's priced at \$10.95. (World Radio Laboratories, 34th and Broadway, Council Bluffs, Iowa.)

### SHORT-WAVE RECEIVER KIT

The Model GR-81 short-wave receiver, available in kit form from the Heath Co. (Benton Harbor, Mich.) covers the frequencies from 140 kc. to 18 mc. in four bands. Ideal for economy-minded SWL's, radio hams, or language students, the set



can be put together in just a few evenings. There is a bandspread control on the front panel as well as on-off/volume, main tuning, regeneration, and bandswitching controls. A phone jack for private listening automatically disconnects the built-in 3" x 5" speaker, and shock hazard is eliminated by a transformer-isolated power supply. Price, \$24.95.

30

Always say you saw it in—POPULAR ELECTRONICS

## Emily . . . the Robot

(Continued from page 45)

*M2* and *I3*. If the rotation of *M2*'s wheel is not counterclockwise when viewed from the side, reverse the connections to *M2* or the polarity of battery *B4*.

Now turn *S1* to position 3. This will stop the motor, turn on exciter lamp *I1*, and switch photocell *PC2* to *Q1*'s base circuit in place of *PC1*. Position a white card in front of *I1* so that the beam is reflected back into *PC2* and check to see that *K1* pulls in. Then cover the photocell with your thumb; the relay should return to its normal position.

Finally, move *S1* to position 4 and repeat the tests outlined above. With the photocell illuminated, motor *M1* should turn and *I2* should light. When the photocell is covered, power should be switched from *M1* and *I2* to *M2* and *I3*.

If Emily passes these preliminary tests, you're ready to try her out. Use  $\frac{3}{4}$ " masking tape, or some similar light-colored material, to lay out a patch on the floor (pick out as dark a floor as pos-

sible which is not too shiny). The path may curve in as many directions as you wish, but a turn that is too sharp can make Emily "lose her way." A little experimentation will soon show you just how sharp a turn she can take.

Center Emily directly over the path and set *S1* to position 4. The robot should travel to the right until she "finds" the path, then follow it to the end. When the end is reached, she'll turn in circles until you shut her off or place her on the path again.

If Emily doesn't work properly at this point, chances are one of two things is wrong. Either motor *M1* is running all the time (*PC2* receiving too much illumination) or motor *M2* is continually running (*PC2* receiving too little illumination).

Should the problem be too much illumination, *PC2* is probably picking up a reflection of *I1*'s beam from the floor. You can make the photocell less sensitive by masking off part of it with black tape (experiment to determine the best area to mask). This tape can be removed when battery *B2* becomes so weak that *I1* no

# NEW TRANSISTOR TV-FM WINEGARD TENNA- BOOST

MOUNTS ON ANY TV OR FM ANTENNA



## GET MORE RECEPTION DISTANCE! CUT SNOW AND INTERFERENCE!

Now—get much more power into your TV set—get better pictures instantly with this wonder-working, transistor Tenna-Boost. Reach out and get far-off stations—reduce picture "snow"—get sharper, snappier contrast. Weak channels will come in bright and clear, black and white or color.

Because of its extra power, the Winegard

Tenna-Boost can be used to operate up to 6 TV sets from one antenna. Works perfectly for color as well as black and white . . . plus FM and FM stereo.

Completely weather-proof and trouble-free. You can install it yourself. No special tools or technical knowledge necessary. Complete instructions. 90 day warranty and *guaranteed* results. Write for free brochure or see your TV service dealer.

Makers of the famous Color 'Ceptor TV antennas



### INSTALL IT...FORGET IT!

ALL ELECTRIC, ALL-AC  
POWER SUPPLY costs less  
than 27¢ a year to operate.  
Installs in minutes.



# Winegard

ANTENNA SYSTEMS

Winegard Co., 3022-J Kirkwood Burlington, Iowa



Send  
**POPULAR  
ELECTRONICS**  
Every Month

NAME.....

ADDRESS.....

CITY..... ZONE.... STATE.....

3 years for \$10

Check one:  2 years for \$7

1 year for \$4

*in the U. S., and possessions.*

Payment Enclosed     Bill Me

**Foreign rates:** Canada and Pan American Union countries, add .50 per year; all other foreign countries, add \$1 per year.

*Mail to:*

**POPULAR ELECTRONICS**

Dept. PE-362H, 434 S. Wabash Ave.

CHICAGO 5, ILL.

longer gives quite enough illumination to operate the relay, and replaced when a new battery is installed.

On the other hand, if *PC2* is not receiving enough light when it passes over the tape, you may have to make an adjustment in the position of *I1*. Place Emily on a table with the exciter lamp-photocell assembly close to the edge. Lay a white card under the assembly and turn *S1* to position 3. If the beam of *I1* doesn't reflect back into the photocell, bend *I1*'s bracket one way or the other until it does.

Emily can also be used on a white, or light-colored, floor with a dark path. In this case, though, you'll have to start her to the right, instead of the left, of the line.

To make her follow a light beam, turn *S1* to position 2. Then, standing in front of the robot, aim a flashlight (at a shallow angle) to the left of *PC1*. Emily will travel to her right until she reaches the beam, then follow it as if it were a white line. -30-

---

### 430 and Down

*(Continued from page 49)*

and the receiver should be made with single-conductor shielded wire, with the shield serving as the ground connection between the two units. The receiver should be set at 1500 kc.

At the low frequencies covered by the converter, a short length of wire is seldom an adequate antenna. An outdoor antenna, 75' to 100' in length, is recommended for best results, as is a good water-pipe ground.

Since a minimum of tuned circuits are used in the converter and a wide difference exists between the oscillator and input-signal frequencies, some difficulty may be experienced with interference from strong broadcast stations. If so, a simple wave trap can be placed in series with the antenna. Alternatively, a loading coil can be used to change the effective length of the antenna—a small, slug-tuned coil such as the CTC Type LS3-1 connected in series with the antenna at the converter should do the trick nicely. -30-



## Transistor Topics


(Continued from page 76)

mc.) generator, with approximately 0.5 to 1.0 volt required for operation.

**Product News.** Here's an interesting innovation for builders of Geiger counters, oscilloscopes, or other devices requiring high voltages at low currents. International Rectifier Corporation (233 Kansas St., El Segundo, Calif.) has introduced a series of subminiature rectifiers capable of supplying from 85 to 100 ma. at PRV ratings of from 1000 to 2500 volts. Designated as Types Q10X through Q25X, the diodes are silicon units suitable for use in voltage multiplier as well as standard configurations. Prices range from \$4.00 to \$9.20 each in small quantities.

A relatively new firm, Paralan Electronics Corp. (54 Long Beach Rd., Rockville Centre, L. I., N. Y.), has introduced a series of transistorized audio preamplifiers and other types of equipment, including a low-cost "in-circuit" transistor tester. Specifications and price data are available from the company on request.

Motorola Semiconductor Products, Inc. (5005 East McDowell Rd., Phoenix 8, Ariz.) is now offering a new series of germanium *pnp* diffused-junction mesa transistors. Types 2N968 to 2N975, the units have excellent high frequency response, with  $h_{FE}$  ratings up to 40, and are priced well below comparable mesas



Subminiature silicon rectifiers developed by the International Rectifier Corporation will handle up to 2500 volts and currents as high as 100 ma.

March, 1962

# FREE CAREER BOOKLET



To guide you to a  
successful future in

## ELECTRONICS RADIO-TV COMPUTERS ELECTRICAL ENGINEERING

This interesting pictorial booklet tells you how you can prepare for a dynamic career as an Electrical Engineer or Engineering Technician in many exciting, growing fields:

MISSILES • AVIONICS • AUTOMATION  
SALES • DEVELOPMENT  
ELECTRICAL POWER • ROCKETRY  
RADAR • RESEARCH

Get all the facts about job opportunities, length of study, courses offered, degrees you can earn, scholarships, part-time work — as well as pictures of the Milwaukee School of Engineering's educational and recreational facilities. No obligation — it's yours free.

### MILWAUKEE SCHOOL OF ENGINEERING

#### MAIL COUPON TODAY!

Milwaukee School of Engineering  
Dept. PE-362, 1025 N. Milwaukee St., Milwaukee, Wis.  
Please send FREE "Your Career" booklet  
I'm interested in  
 Electronics     Radio-TV     Computers  
 Electrical Engineering     Mechanical Engineering

Name \_\_\_\_\_ Age \_\_\_\_\_  
PLEASE PRINT

Address \_\_\_\_\_

City \_\_\_\_\_ Zone \_\_\_\_\_ State \_\_\_\_\_

I'm eligible for veterans education benefits.  
Discharge date \_\_\_\_\_ MS-117

The hand-held  
**2-WAY  
 RADIO**  
 that outperforms  
 'em all...



**Anyone can operate—no license required—priced from \$109.50!**

In the field or on the job . . . Viking "Personal Messengers" are delivering outstanding performance! Viking "Messengers" are available in compact hand-held units or maximum legal power Citizen's Band transceivers. Used by thousands of businessmen, salesmen and construction crews. Send today for full details.


**FREE SEND FOR COLOR BROCHURE**



Please rush "Messenger" details to:

NAME \_\_\_\_\_  
 ADDRESS \_\_\_\_\_  
 CITY \_\_\_\_\_ STATE \_\_\_\_\_

**E. F. JOHNSON CO.**  
 2434 10 Av. SW, Waseca, Minn.



New low-cost diffused-junction mesa transistors by Motorola have excellent high-frequency response.

offered by other manufacturers. Prices range from just above \$1.00 to under \$5.00.

Good-All Electric Manufacturing Co. (Ogallala, Nebr.) is now producing a Mylar printed-circuit capacitor, Type 605, designed specifically for transistor applications. The hermetically sealed units are available in standard capacity values from 0.01 to 0.33  $\mu$ f. in 50-volt ratings. Back next month . . .

—Lou

# ELECTRONICS

Better income . . . advancement. **BACHELOR OF SCIENCE DEGREE IN 27 MONTHS** in Engineering. **IN 36 MONTHS** in Business Administration. Low costs. Enter June, Sept., Jan., Mar. Write **J. D. McCarthy** for Catalog.

## TRI-STATE COLLEGE

3632A College Avenue • Angola, Indiana

## WALKIE-TALKIE RADIOPHONES

Made in U.S.A.

From **\$24.98** for electronic chassis



Send for **FREE** literature on the new **SPRINGFIELD TR-28** kit, or the **VANGUARD Mark-1** factory assembled Radio phone. Fully transistorized, portable High quality industrial types. C B or amateur bands. 5 year service guarantee.

**VANGUARD ELECTRONIC LABS.**  
 190-48 99th Ave., Hollis 23, N. Y.

Dept. E-3

## EARN Electronics DEGREE

You can earn an A.S.E.E. degree at home. College level **HOME STUDY** courses taught so you can understand them. Continue your education, earn more in the highly paid electronics industry. Missiles, computers, transistors, automation, complete electronics. Over 27,000 graduates now employed. Resident school available at our Chicago campus—Founded 1934. Send for free catalog.

**AMERICAN INSTITUTE OF ENGINEERING & TECHNOLOGY**  
 1137 West Fullerton Parkway, Chicago 14, Ill.

## SPACE AGE SLANG

If you happen to overhear someone saying he was eyeballs in, don't assume that he had too much to drink. Chances are he's one of the new Space Age linguists, speaking a growing language that already ranges from A-Okay, meaning all systems working perfectly, to Zero-G, the state of weightlessness. In astronautical jargon, eyeballs in means the direction of the pressure caused by a great acceleration, such as a take-off. Eyeballs out, of course, signifies the opposite pressure, under deceleration.

In many cases, the men of the Space Age—astronauts, scientists and technicians—simply grasp the handiest coinages of the moment to describe their new and exciting world. Blowoff, for example, might sound like the "loudmouth" of the launch site, but it's really the separation of the payload from a rocket by means of an explosive device. Gimbal is not the kind that tries to undersell Macy—it means to swivel a rocket's nozzle in order to alter its course.


Similarly, Sitting Fat sounds like a suggestion that somebody might need a course at Vic Tanny's; actually, it means that a vehicle is in orbit with everything working fine—or A-Okay. T-Time is not an afternoon break with crumpets, but rather the time when the button is pushed to launch a missile. And a Sunseeker has nothing to do with a bikini—it's an electronic gadget which keeps instruments aimed at the sun.

—Courtesy of Aerojet-General Corporation


Always say you saw it in—POPULAR ELECTRONICS

# Tips on Leg Tips


Suggested by **JOHN A. COMSTOCK**




**DRILL HOLDER.** Why let your twist drills rattle around in the bottom of a tool chest? Fit two  $\frac{5}{8}$ " rubber leg tips over the ends and you'll have a handy, low-cost drill holder.



**PENCIL TIP STORAGE.** Do you have a soldering pencil with spare tips of different sizes and shapes? Seal off one end of your solder roll and plug the other with a rubber furniture tip—keeping the extra tips safe and snug inside.



**SLEEVE REPLACEMENT.** Did a clumsy friend break the Bakelite insulating sleeve on your phone plug? A furniture tip makes an easy replacement. Just punch out a hole for the cable connection.



**TUBE PULLER.** There's no point burning your fingers the next time you grab a red-hot miniature tube. The painful sensation should remind you to use a rubber leg tip, saving the wife's ears and your epidermis.

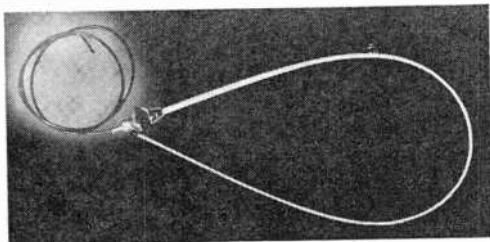
## On the Citizens Band

(Continued from page 58)

The FCC was set up by Congress as an administrative agency to regulate all forms of radio service for this country, in accordance with the various international treaties governing radio in which the United States is involved. While the FCC is not a police force, per se, it does have some powers of enforcement and, so far, has been relatively immune to political influences.

While some CB'ers may disagree with the FCC's stand on a few matters, they should remember that it was the FCC which gave us our band in the first place; and it would be the FCC which would take the band away, if abuses warranted it. Obviously, FCC restrictions are not meant to hamper CB users, when one considers the purposes of the band as set up by the Commission. It's for local communications of a personal and business nature—not for the pleasure derived from operating itself.

**New Antenna.** "The Switch" (Style 156), a Shakespeare normal-mode helical antenna, molds an efficient, space-wound coil over an air core into a slim 4-foot whip of white fiberglass that looks and mounts like a standard car antenna. It's extremely flexible (you can bend it end to end without breaking), and with the addition of your own antenna coupler, it will provide extremely efficient transmis-



sion as well as CB and broadcast reception. Put out by Columbia Products Co., Columbia, S. C., the antenna comes with either 4½ feet or 9 feet of cable and sells for less than \$11.00.

**Tech Notes.** Two often-overlooked installation factors in a CB station are lightning protection and equipment grounding.

There is a lightning arrester on the market, called the "Blitz Bug," which is

especially designed for coaxial lines. The mounting mast of any CB fixed-station antenna should be grounded via a length of aluminum ground wire run from it to a ground rod driven into the earth to a depth of at least six feet. Your local TV serviceman can be of help in installing this lightning protection, since it would be similar to that used for TV masts.

The grounding of your transceiver, on the other hand, represents a safety feature in your "shack." Many CB units employ a power-line filter which may have a connection to the transceiver case. Although "leakage" through it might cause no more than a slight tickle when you touch the unit with one hand and grab a good ground with the other, it could be fatal if the filter became shorted!

Since the filter consists of one or more capacitors which do short every now and then, a good ground to your transceiver could save your life. Just run a length of #18 wire from the transceiver case to a nearby cold water pipe. Do not connect a ground to a hot water pipe or to a gas pipe!

**Club Notes.** The Southern California Radio Assistance Unit (P. O. Box 115, Bellflower, Calif.) has been cooperating closely with local police, fire and CD agencies, in addition to helping stranded motorists. Recently they were of great help to police in locating a group of runaway teen-agers. . . . The Allegheny Valley Citizens Band Club (P. O. Box 7819, Pittsburgh 15, Pa.) is sponsoring code lessons for those members who are trying for their ham licenses. . . . An item in the "3-W Scribbler" of the Bux-Mont Citizens Radio League (49 Ridge Ave., Sellersville, Pa.) warns members against communications with unlicensed hand-held portable units. In many cases, these units are owned by people with no knowledge of CB regulations—and, as the item points out—little concern for the seriousness of radio communications. . . . Boasting about 50 members, the CB 5 Watters of Virginia (232 Powhattan Parkway, Hampton, Va.) helped needy families at Christmas with food, clothing and toys. Nice work, fellows!

Please address all letters intended for this column to Dick Strippel, CB Editor, POPULAR ELECTRONICS, One Park Ave., New York 16, N. Y. -E-

## They'll Teach You Electronics

(Continued from page 67)

solution on the basis of their comments.

There are times when even a *correct* answer will draw comment from an instructor. This is so when the instructor feels that you have stumbled onto the right answer without really understanding the subject. Since you are always encouraged to ask questions, and these questions bring a prompt, complete answer in writing, there is no excuse for having anything but a full grasp of the subject.

It is interesting to note that the way in which examinations are handled and graded by the instructor is also a good measure of the course's overall quality. If the examination is essentially a "copy" exercise, tests only what you have learned, and could be graded by a clerk (or a machine), its quality is likely not "top-drawer."

A good examination should help you understand the lesson, help you learn more, and require an expert to grade. In general, the more you have to analyze and write out, and the more hand-written comments you receive back, the better the course.

**What Will It Cost?** The question "How much does an electronics home-study course cost?" is in the same category as "How long is a piece of string?" As a very rough rule of thumb, however, each lesson will cost somewhere between \$2.50 and \$5.00. Thus, a 60-lesson TV servicing course might cost \$150.00, while a 100-lesson Advanced Trade School course could cost \$500.00.

The reason for this difference in cost is *quality*. If the lessons are better prepared and more comprehensive, the kits are of better quality, and you receive more personal attention from top-grade

### Capacitor Quiz Answers

(Quiz on page 54)

- |         |   |         |   |         |   |
|---------|---|---------|---|---------|---|
| 1 ..... | E | 4 ..... | A | 7 ..... | B |
| 2 ..... | G | 5 ..... | I | 8 ..... | H |
| 3 ..... | F | 6 ..... | C | 9 ..... | D |



# Olson

\* **FREE**

\* **FREE**

\* **FREE**

\* **FREE**

Write for details  
on how to  
become an  
**OLSON  
DISTRIBUTOR**



Fill in coupon for a FREE One Year Subscription to OLSON'S Fantastic Bargain Packed Catalog — Unheard of LOW, LOW, WHOLESALe PRICES on Brand Name Speakers, Changers, Tubes, Tools, Hi-Fi's, Stereo Amps, Tuners and other Bargains.

**11 OLSON STORES  
PLUS MAIL ORDER**

**Olson Stores In:**

**AKRON, OHIO**

69 W. State Street

**ATLANTA, GA.**

485 Peachtree Street

**BUFFALO, N.Y.**

711 Main Street

**CHICAGO, ILL.**

4101 N. Milwaukee Ave.

**CHICAGO, ILL.**

123 N. Western Ave.

**CLEVELAND, OHIO**

2020 Euclid Ave.

**CLEVELAND, OHIO**

6813 Pearl Road

**COLUMBUS, OHIO**

142 N. High Street

**INGLEWOOD, CALIF.**

4642 W. Century Blvd.

**MILWAUKEE, WISC.**

423 W. Michigan

**PITTSBURGH, PENN.**

5918 Penn Ave.




**MAIL TO:**  
**OLSON ELECTRONICS**  
830 S. Forge Street  
Akron 8, Ohio

NAME \_\_\_\_\_

ADDRESS \_\_\_\_\_

CITY \_\_\_\_\_ ZONE \_\_\_\_\_ STATE \_\_\_\_\_

## ELECTRONICS SCHOOL



instructors, the cost per lesson is naturally going to be higher than for a course which gets by with the minimum.

But all this does not necessarily mean that the minimum-cost courses provide inferior instruction. To a large extent, what is "good" or "bad" here depends on *what you need* in the way of training. And only you can be the proper judge of that.

**How Will I Pay?** Although individual schools vary, there are primarily three

basic payment plans available. First, if you are prepared to pay cash in advance for the entire course, most schools will allow a discount.

The next and most popular plan is to pay for the lessons more or less as you get them. After making an initial down-payment, you receive a group of lessons. When you are about half-way through this group, you make another payment, and receive a second group. In this way, you always have lessons on hand. The schools which offer this type of pay-as-you-go plan also supply their kits in essentially the same manner.



The third plan involves a contract whereby you make an initial down-payment and fixed monthly payments, no matter how many or how few lessons you use.

The pay-for-each-lesson type of course is usually easier to discontinue or interrupt than the monthly contract arrangement. Except for this, the plans are about the same and are a matter of choice. -50-

**NEXT MONTH: Residence Schools**

---

## More Uses for Resistance Box



If you have a resistance substitution box (such as the EICO #1100) in your workshop, you can increase its usefulness in this fashion. Mount a Mallory "Midget" shorting-type phone jack (Type A-2) on the panel just below the output terminal posts. Insulate the jack from the front panel using  $\frac{3}{8}$ "-i.d. extruded fiber washers. Then connect the jack terminals in series with the lead to either of the unit's terminal posts.

Take a phone plug and make a patch cord with the necessary leads to connect it to your wide-range milliammeter. Now you are all set to measure current being drawn by the circuit under design—as you substitute resistances.

The resistors in the substitution box are all 1-watt units and will safely pass over 30 ma. of current up to 1000 ohms in the circuit; between 30 and 9 ma. from 1000 up to 10,000 ohms; and 2.5 ma., or more, up to 150,000 ohms.

—Carleton R. Elliott



## Special Training EQUIPMENT INCLUDED

Pick the field of your choice—and train at home with the leader—NRI. In addition to Industrial Electronics and FCC License training explained at the right, NRI offers comprehensive courses in Radio-TV Servicing and Radio-TV Communications. Except for the FCC course, all NRI courses include—at no extra cost—special training equipment for actual practice at home building circuits and working experiments. Makes theory you learn come to life in an interesting, easy-to-grasp manner.

### Multiplexing, FM Stereo Broadcasting Included

NRI training keeps up with the times. New, additional profit opportunities exist for the Technician who understands the latest technical advances. Course material now covers FM Stereo Broadcasting, tells you about Multiplexing equipment, other recent developments.

**Learn More to Earn More**  
Act now. The catalog NRI sends you gives more facts about the field of your choice, shows equipment you get and keep. No obligation. Cost of NRI training is low. Monthly payments. 60-Day Trial Plan. Mail postage-free card today.  
NATIONAL RADIO INSTITUTE, Washington 16, D.C.

Send for  
64-Page  
CATALOG  
FREE

The Amazing  
Field of  
Electronics



# NRI—Oldest and Largest Radio Television School Now Offers NEW HOME STUDY TRAINING IN INDUSTRIAL ELECTRONICS & MILITARY ELECTRONICS

This is the age of Electronics. Rapidly expanding uses for Electronic Equipment in industry, business, the military demand more trained men. Prepare now for a career as an Electronic Technician. NRI now offers a complete course in **ELECTRONICS**—Principles, Practices, Maintenance. Computers, telemetry, automation, avionics are changing our world, yet all employ the same basic principles . . . and that is what this NRI course stresses with illustrated lessons, special training equipment. Mail card below.



## NEW HOME STUDY TRAINING FOR YOUR FCC LICENSE



An FCC Commercial License combined with NRI time-tested training can be the keys to a better future for you with higher pay, interesting work, more rapid advancement. Prepare at home *quickly* for your FCC examinations through NRI's new, low-cost,

special training. Like other NRI-trained men, you can be monitoring TV shows, radio broadcasts, operating shipboard and aviation radio, or holding down other important jobs. Get full details—mail the card below.

**TURN  
PAGE**

## Cut Out and Mail—No Stamp Needed



NATIONAL RADIO INSTITUTE  
WASHINGTON 16, D. C.

Send me your Electronic, Radio-TV catalog without cost or obligation. I am interested in the course checked below: (No representative will call. Please PRINT.)

- |   |   |
|---|---|
| <input type="checkbox"/> Industrial Electronics | <input type="checkbox"/> Communications |
| <input type="checkbox"/> FCC License            | <input type="checkbox"/> Servicing      |

9

Name \_\_\_\_\_ Age \_\_\_\_\_

Address \_\_\_\_\_

City \_\_\_\_\_ Zone \_\_\_\_\_ State \_\_\_\_\_

ACCREDITED MEMBER NATIONAL HOME STUDY COUNCIL

**ELECTRONICS NEEDS  
4 TO 7  
QUALIFIED TECHNICIANS**



**FOR EVERY ENGINEER**



**Choose from 4 Courses**

**1. INDUSTRIAL ELECTRONICS**

Learn about Electronic equipment used today by business, industry, the military. Covers computers, servos, telemetry, multiplexing, other subjects.

**2. FCC LICENSE**

Communications stations must have FCC-licensed operators. New NRI course prepares you for your First Class FCC exams. Train at home in spare time.

**3. COMMUNICATIONS**

Operation and maintenance of radio and TV stations; police, marine, aviation, mobile radio, etc. Includes FM Stereo broadcasting. Course also prepares you for your FCC license exam.

**4. SERVICING**

Service and maintain AM-FM Radios, TV sets, Stereo Hi-Fi, PA systems, etc. A profitable, interesting spare or full-time business of your own.

**SEE OTHER SIDE**

**Join The Thousands  
Who Trained For  
Advancement With NRI**

Thousands of NRI graduates throughout the U. S. and Canada are proof that it is practical to train at home. NRI graduates are in every kind of Electronics work: inspectors, maintenance men, lab technicians, testers, broadcasting and mobile communications operators, Radio-TV service technicians, or in essential military and government posts. Catalog tells more about what NRI graduates do and earn. Mail postage free card.



"THE FINEST JOB I EVER HAD" is what Thomas Bilak, Jr., Cayuga, N. Y., says of his position with the G. E. Advanced Electronic Center at Cornell University. He writes, "Thanks to NRI, I have a job which I enjoy and which also pays well."



**BUILDING ELECTRONIC CIRCUITS** on specially-designed plug-in type chassis, is the work of Robert H. Laurens, Hammonton, N. J. He is an Electronic Technician working on the "Univac" computer. Laurens says, "My NRI training helped me to pass the test to obtain this position."



"I OWE MY SUCCESS TO NRI" says Cecil E. Wallace, Dallas, Texas. He holds a First Class FCC Radiotelephone License and works as a Recording Engineer with KRLD-TV.



**MARINE RADIO OPERATOR** is the job of E. P. Searcy, Jr., of New Orleans, La. He works for Alcoa Steamship Company, has also worked as a TV transmitter engineer. He says, "I can recommend NRI training very highly."



**FROM FACTORY LABORER TO HIS OWN BUSINESS** that rang up sales of \$158,000 in one year. That's the success William F. Kline of Cincinnati, Ohio, has had since taking NRI training. "The course got me started on the road," he says.

FIRST CLASS  
PERMIT  
NO. 20-R  
(Sec. 34.9, P.L.&R.)  
Washington, D.C.

**BUSINESS REPLY MAIL**

NO POSTAGE STAMP NECESSARY IF MAILED IN THE UNITED STATES

POSTAGE WILL BE PAID BY



**National Radio Institute**

**3939 Wisconsin Avenue  
Washington 16, D.C.**



**Oldest and Largest  
School of Its Kind**

Training men to succeed by home study has been the National Radio Institute's *only* business for over 45 years. NRI is America's oldest and largest Electronics home-study school. Don't delay. Cut out and mail **POSTAGE-FREE CARD**.

**MAIL POSTAGE-FREE CARD**



# SHORT-WAVE MONITOR CERTIFICATE APPLICATION

To become a Short-Wave Monitor registered with POPULAR ELECTRONICS, just follow these simple directions:

- 1 Fill out the form below. (You must be a short-wave listener presently active in the hobby to be eligible for a Short-Wave Certificate.)
- 2 Send us 10 cents in coin to cover the cost of the certificate as well as the handling and registration

costs. If you live outside the United States and cannot obtain U. S. coins, send either 15 cents in Canadian currency or two International Reply Coupons (IRC's).

- 3 Insert the application form, coins (or IRC's) and a stamped, self-addressed envelope in another envelope and mail it to:

Monitor Registration, POPULAR ELECTRONICS  
One Park Avenue, New York 16, N. Y.

(Please Print)		Ham Call-Area Prefix
Name .....		
Address .....	City .....	Zone State .....
Receivers	Make .....	Model .....
	Make .....	Model .....
Principal SW Bands Monitored .....		Number of QSL Cards Received .....
Type of Antenna Used .....		
Signature .....		Date .....

FROM METRO-GOLDWYN-MAYER SAMUEL BRONSTON'S PRODUCTION OF "KING OF KINGS"

## IT'S SOUNDCRAFT IN THE GREAT MOTION PICTURES!

Today's great motion pictures depend on extensive stereo techniques and effects. To achieve them, the industry turns to the one manufacturer whose products consistently meet their most critical demands—Soundcraft. The sound you hear in MGM (Camera 65), Todd-AO, Cinemascope and other great wide screen productions is reproduced on Soundcraft magnetic products. Enjoy the same superior performance and reliability in your own recordings. Switch to Soundcraft Recording Tapes now. Professional performance is the standard...satisfaction the guarantee!

**REEVES SOUNDCRAFT CORP.**  
Main Office: Great Pasture Road, Danbury, Connecticut



**BUILD THE  
PROJECTS  
DESCRIBED  
IN THIS  
ISSUE OF**

**WITH THESE**



**PRODUCTS**

**POPULAR  
ELECTRONICS**

**EMILY . . .**

**The Robot with a One Track Mind**

Uses BUD CB-1623 .....\$ .38

**430 AND DOWN . . .**

**Two-Tube Converter**

Uses 6" x 5" x 4" BUD CU-3007A.....\$1.20

**IMPROVED EXPANDED SCALE VOLTMETER**

Uses BUD AC-402 .....\$1.17

**ACROSS THE HAM BANDS**

**One Tube Regen Receiver**

Uses BUD CU-3007A .....\$1.20

All Bud products are available for immediate delivery from your authorized Bud Distributor. They are the best for applications described in these projects.


**WATCH FOR THESE LISTINGS EVERY MONTH  
IN POPULAR ELECTRONICS**

**BUD RADIO, INC.**

2118 East 55th Street

Cleveland 3, Ohio

Dept. P.E.



**TV Tuner Problems?**

Simply send us your defective tuner complete: include tubes, shield cover and any damaged parts with model number and complaint.

ALL MAKES  
ONE PRICE

**995**

Send for details and FREE Mailing Kit

**CASTLE TV TUNER SERVICE, INC.**

5711 North Western Avenue, Chicago 45, Illinois

653 Palisade Street, Cliffside Park, New Jersey

In Canada: 136 Main Street, Toronto 13, Ontario

**ELECTRONICS**

Train in the new shop-labs of the world famous  
**COYNE** ELECTRICAL SCHOOL on a  
quarter of a million dollars  
worth of equipment. Est. 1899—Non-Profit Institute.  
Courses: Electronics • Electricity • TV-Radio.

Use this coupon to get our free book

**"GUIDE TO CAREERS"**

COYNE ELECTRICAL SCHOOL Educ. Serv. Dept. 2

1501 W. Congress Parkway, Chicago 7, Ill.

NAME \_\_\_\_\_

ADDRESS \_\_\_\_\_

CITY \_\_\_\_\_ STATE \_\_\_\_\_

Unlike most other schools, we do not employ salesmen.

## The Magic Matrix

(Continued from page 57)

glowing lamp from one row to another . . . the other should "move" the lamp across the columns. By rotating both switches to different positions, you should be able to light *any* lamp in the matrix.

With all mechanical and electrical work completed, and the toy's wiring checked as outlined above, the playing board should be permanently mounted in a case or box. Any wooden or plastic box of adequate size may be used for housing the completed Magic Matrix. A wooden cigar box covered with "Contact," an adhesive-backed plastic film, was used to house the author's model.

### OPERATION

To use the completed Magic Matrix, insert the line plug in a wall receptacle. Rotate S2 and S3 at random, and depress S1. One of the lamps in the matrix should glow.

Since the rotary switches are equipped with round, unmarked knobs, and no neon bulbs are lit while the switches are rotated, there is no convenient way to tell their relative positions. Thus, the selection of any bulb in the matrix depends on pure chance.

Because the Magic Matrix is an electronic device which permits the random selection of any of a large number of positions, it may be used in *any* game in which a random selection of numbers is desired. Each lamp position in the matrix may be given a letter or number value . . . for example, each position may be assigned a number from 1 to 144.

**Electronic Roulette.** To play this game, first make up a separate "playing board" with a number of squares corresponding to the number of neon lamps in the matrix. Each square is given a number, with a corresponding number assigned to each neon lamp. One of the players is chosen by lot to serve as "croupier" or "banker." The rest of the players are given a quantity of poker chips, stage money, or counters to serve as a "stake."

Players can then "bet" on any of the numbers on the playing board. Once all bets are placed, the croupier spins the two rotary switches at random and de-

Always say you saw it in—POPULAR ELECTRONICS

presses the *Push-to-Play* switch, lighting one of the neon lamps in the matrix. He then "pays" the player who has bet on the number corresponding to the lighted lamp.

It is customary for the banker to "pay off" at odds *slightly* less than the total number of positions in the matrix, thus insuring a small percentage for the "bank." With a 12 x 12 (144-position) matrix, "odds" of 100 or even 120 to 1 can be offered the winning player.

Each player may select a number at the beginning of the game. When his number comes up, he becomes the banker and continues as such until another player's number comes up.

**Rows and Columns.** Similar to Electronic Roulette, this game is especially suited for a small number of players since the chances of winning are much greater. The matrix is divided into numbered rows and columns, with each player betting on *either* the "row" or the "column" in which he believes the lamp will light.

Since the odds against picking the correct row (or column) are much less than those of picking one correct number out of 144 possible choices, the bank offers much lower "odds" to the winning player. The exact odds are 11 to 1, but the bank may offer odds of, say, 10 to 1.

**Electronic Bingo.** This game is played like conventional Bingo, except that the Magic Matrix is used to select letters and numbers. Each player is supplied with a standard Bingo card, while each neon lamp in the matrix is given a letter and number value.

Again, the selection of matrix lamp positions is at random. Each time a position is selected, its letter-number value is called out, and players having that number on their cards cover it with appropriate counters. The operator covers each selected lamp with half of a medium-sized colored gelatin capsule obtained from the local drugstore; this permits him to spot selected numbers easily when checking an individual player's card and to ignore duplicate selections.

As in conventional Bingo, the first player filling a line on his board wins the game.

**Blank the Board.** Here, the matrix board itself is used as a playing board;

March, 1962

## TOP ALLOWANCES FOR YOUR USED EQUIPMENT AT audio exchange

### WHEN YOU PURCHASE The Fisher FM-100-B

FM—Multiplex Wide-Band Tuner with Exclusive Stereo Beacon  
Features 0.6 microvolt sensitivity, Micro Ray Tuning Indicator, Automatic switching between mono and stereo, MPX noise filter.



Special  
GE credit  
plan

### TRADE 4 WAYS

- TRADE Hi-fi for hi-fi
  - TRADE CB equipment for hi-fi
  - TRADE Hi-fi for amateur radio
  - TRADE Amateur radio\* for amateur radio\*
- \*Includes HAM; SWL; CITIZEN'S BAND; TEST EQUIPMENT

#### AUDIO EXCHANGE EXCLUSIVES:

Trade-Back Plan • New Equipment from over 100 manufacturers  
Used Equipment sold on 10-day unconditional money-back guarantee... plus 90-day service warranty • Hi Fivservice laboratory.  
Custom Installation Get more! Pay less when you trade at



## audio exchange

For Trading info., write dept. PM

PLEASE MAIL ALL ORDERS AND INQUIRIES TO JAMAICA  
153-21 Hillside Ave., Jamaica 32, N. Y. • Axtel 7-7577  
WHITE PLAINS, N. Y. MANHASSET, N. Y.  
203 Mamaroneck Ave. 1065 Flatbush Ave. 451 Plandome Rd.

Superior's New Model 820

# TUBE TESTER

TESTS ALL MODERN TUBES  
INCLUDING THE NEW



- ✓ NOVARS
- ✓ NUVISTORS
- ✓ 10 PINS
- ✓ 12 PIN  
COMPACTRONS

#### SPECIFICATIONS:

- Employs new improved emission circuit.
- Tests over 850 tube types.
- Tests OZ4 and other gas filled tubes.
- Employs new 4" meter with sealed air-damping chamber resulting in accurate vibrationless readings.
- Use of 26 sockets permits testing all popular tube types.
- Dual Scale meter permits testing of low current tubes.
- 7 and 9 pin straighteners mounted on panel.
- All sections of multi-element tubes tested simultaneously.
- Ultra-sensitive leakage test circuit will indicate leakage up to 5 megohms.

Model 820 comes complete with tube charts and instructions; housed in handsome, portable, Saddle-Stitched Texon case. Only **\$3850**

**SHIPPED ON APPROVAL**  
**NO MONEY WITH ORDER — NO C. O. D.**


Try it for 15 days before you buy. If completely satisfied then send \$5.00 and pay balance at rate of \$5.00 per month until total price of \$38.50 (plus postage) is paid — No Interest or Finance Charge Added! If not completely satisfied, return to us, no explanation necessary.

MOSS ELECTRONIC, INC.  
DEPT. D-923, 3849 Tenth Ave., New York 34, N.Y.  
Please rush Model 820. If satisfactory, I will pay on terms specified. Otherwise I will return tester.

Name \_\_\_\_\_  
Address \_\_\_\_\_  
City \_\_\_\_\_ Zone \_\_\_\_\_ State \_\_\_\_\_

All prices net, F.O.B., N.Y.C.

# Build your own superb SCOTT KITS!



**HAVE  
FUN...  
SAVE  
MONEY**

Have fun... save money... build the best! Now you can get world-famous Scott stereo components in kit form. Think of it... you can build the fabulous new LT-110 FM Multiplex Stereo Tuner... your choice of two complete stereo amplifiers, or a preamp and separate power amp... all from H. H. Scott!

Write today. Find out about these exciting Scott kits.

**Choice of 3 Booklets  
FREE**



H. H. Scott, Inc. 111 Powdermill Road, Dept. 520-03-3 Maynard, Mass.

Send me the booklets checked below:

20-page "Guide to Custom Stereo"  Complete technical information on kits  16-page booklet explaining FM Stereo

Name \_\_\_\_\_

Address \_\_\_\_\_

City \_\_\_\_\_ Zone \_\_\_\_\_ State \_\_\_\_\_

Export: Morhan Exporting Corp., 458 Broadway, N.Y.C.

## college degree in 27 months

Better income... advancement. Major corporations interview and employ our seniors. **B.S. DEGREE IN 27 MONTHS** in Engineering (five fields). **IN 36 MONTHS** in Business Administration. Small classes. Well-equipped labs. Dorms. *Low costs.* Founded in 1884. Enter June, Sept., Jan., Mar.. Write **J. D. McCarthy** for Catalog and "Your Career" Book.

## TRI-STATE COLLEGE

3632 College Avenue • Angola, Indiana

# SONGS

**into DOLLARS!**

NEW songwriters, poets share \$33 millions yearly. Songs Composed, PUBLISHED, Promoted. Appraisal, info FREE from...

**NORDYKE Music Publishers**  
6000 Sunset, HOLLYWOOD 283, Calif.

## GET INTO ELECTRONICS

V.T.I. training leads to success as technicians, field engineers, specialists in communications, guided missiles, computers, radar, automation. Basic & advanced courses. Electronic Engineering Technology an ECPD accredited Technical Institute curriculum. Assoc. degree in 24 mos. B.S. obtainable. G.I. approved. Start Sept., Feb. Dorms. campus. H.S. graduate or equivalent. Catalog.

**VALPARAISO TECHNICAL INSTITUTE**  
Dept. PE VALPARAISO, INDIANA

it is divided arbitrarily into a number of smaller areas, with one area assigned to each player. Allot a number of colored gelatin capsule halves to each player for use as "counters."

As a neon bulb lights each time, the player assigned to the area in which the bulb lights places a counter over it. The player who first "blanks" his assigned area by covering all the neon bulbs with capsules wins the game. Or each covered lamp can be given a "point" value, and the game played for a specific number of rounds.

**Catch the Crook.** This is a game which is especially appealing to children. Each player is a "detective" and is supplied with half a gelatin capsule to serve as a counter.

A full game consists of an arbitrary number of rounds, with each round consisting of two operations. First, each detective (player) places his counter over the neon bulb representing the position where he wishes to station his "man." After all detectives have placed their counters on the board, the selector switches are rotated at random and the *Push-to-Play* switch is closed, lighting one of the neon bulbs. The lighted bulb represents the "crook."

The detective is said to have "caught" the crook if his counter is within one space of the crook (lighted bulb) in any direction, and he receives 5 points. If a detective's man happens to be on the bulb representing the crook, he receives 25 points. The first player to score 100 points wins and becomes the "Chief of Detectives."

## Solution to Crossword Puzzle

(Puzzle appears on page 70)

R	O	B	O	T		N	O	I	S	E					
I	D	E	S		U	S		F	R	I	A				
G	E	T			C	R	O	P		A	G	C			
S	R				G	O	N	S	E	T		S	H		
					F	I	L			R	I	D			
C	R				N	O	V	I	C	E		T	O		
L	U	G			R	A	S	H			A	S	H		
I	S	L	E			N	O				D	R	A	M	
P	H	O	N	E							D	X	E	R	S

Always say you saw it in—POPULAR ELECTRONICS

## Short-Wave Report

(Continued from page 78)

expected to be ready for delivery by late summer of this year. The mobile facility will be complete with long-range receivers, studio, workshops, microwave communications system, generators, fuel tanks, transmitters, and "knock-down" antennas.

The basic purposes of this station (three of its four 50,000-watt transmitting units are intended for the short waves, the fourth for medium waves) are to augment existing fixed *Voice of America* stations on a temporary or emergency basis; to provide temporary service in those areas where fixed radio relay stations are being built; and to provide emergency service, when necessary, in



Samuel Hevener, WPE3WH, Sharon, Pa., uses an Airline receiver (shown) for medium-wave and FM DX'ing, a 1938 Westinghouse for the short waves. To date he has 29 countries logged and 13 veries.

remote areas where no adequate *Voice of America* broadcasting service is now available.

We are indebted to the "World At A Twirl" flash sheet for the above information.

Leaflets Available. Your Short-Wave Editor still has a small supply of various leaflets which may be of interest to you. Included among them are: leaflet "G"—"Verifications;" leaflet "H"—"Clubs and Publications;" "I"—"Reporting Codes;" "J"—"Time Zone Conversion;" "K"—"QSL & SWL Card Printers;" "L"—"Time and Standard Frequency Stations;" and "M"—"Callsign Allocations."

A new leaflet, "N," is now available as

# 34¢ EACH

## ELECTRONIC MARKET

1 YEAR GUARANTEED RADIO-TV TUBES

\$32 per 100

All tubes not necessarily new, but may be electronically perfect factory 2nds or used. Each clearly marked. ELECTRONIC MARKET will replace FREE any tube that becomes defective in use within 1 year from date of purchase. All tubes individually boxed and marked. Partial Listing Only — Thousands More Tubes in Stock!

02A	5AV6	6AX5GT	6CH8	6SK7	12BH7
1A7GT	5AZ4	6BE	6CL6	6SL7	12D06
1B3GT	5C6B	6BA6	6CM6	6SQ7	12BR7
1M5GT	5R4	6BC5	6CM7	6SR7	12CA5
1S5	5T8	6BC8	6CDB	6T8	12F8
1T4	5U4	6BD6	6CR6	6U5	12K5
1U5	5UB	6BE6	6CS7	6V6GT	12K7
1X2	5V4G	6BF5	6CU5	6W6GT	12L6
1Y2	5V6GT	6BE6G	6CU6	6X8	12Q7
2A4	5X8	6BH6	6CUG	6X5GT	12R5
2B4	5Y3	6B16	6DE	6X8	12S7
2C5	6AB4	6BK5	6DE6	6Y6G	12S7
3AL5	6AH4GT	6BK7	6D6GT	6Y6G	12S7
3BC5	6AH6	6BL7GT	6D6G	12B8	12SK7
3BN6	6AL5	6BN6	6F6	12B85	12SK7GT
3BZ6	6AM8	6B06GT	6G6	12A05	12SQ7
3BC6	6A06	6BQ7	6J5	12AT6	12V6GT
3S4	6A07	6BR8	6J7	12AUG	12W6GT
3V4	6AR5	6BR8	6K6GT	12AV6	12X4
4B07A	6AS5	6BS8	6K6GT	12AV7	19A04GT
4B56	6AT6	6BZ6	6S8GT	12AX4GT	19B6GG
4B7	6AU4GT	6BZ7	6SA7	12A27	19T
4C86	6AUSGT	6C4	6SD7GT	12BA	25T6GT
5AM8	6AUG	6CAB	6SF5	12BA7	35A5
5AN8	6AYS6T	6C86	6S67	12B06	35B5
5AT8	6AV6	6C06G	6SH7	12B6E	35C5
	6AX6GT	6CF6	6S17	12BF6	35W4

ORDER SHIPPED SAME DAY RECEIVED

SHIPPING INSTRUCTIONS: ELECTRONIC MARKET PAYS YOUR POSTAGE on orders of \$10 or more in U.S.A. and Territories. Send approx. postage on Canadian and foreign orders. Any order less than \$10 requires 25c handling charge. Send 25¢ un C.O.D.. ANY RECEIVER TUBE NOT LISTED ALSO AVAILABLE AT 34¢ EACH!

# 25¢ QUANTITY DISCOUNT

When purchasing lots of 50 or more same type tube

per tube Applies to tubes below only

6SN7	114	12AX7	12CN5	6J6	50C5
6AX4	1R5	6A05	12BA6	6N7	6AW8
6AU4	6S4	6C67	12SN7	6R7	6AM8
6EB8	12AU7	6C88	12BY7	6AC7	6AF4
6AU8	12AT7	6AR5	6U8	6W4	6A05

# 74¢ SILICON RECTIFIERS

500 MA - 'TOP HAT'

## ALL PURPOSE

Epoxy construction

\$49 per 100

COMPLETE LINE OF INDUSTRIAL TUBES

ONE OF THE LARGEST INVENTORIES IN THE COUNTRY

## ELECTRONIC MARKET

3750 E. 10th CT., HIALEAH, FLORIDA  
Phone: OXford 1-5331



If you've recently changed your address, or plan to in the near future, be sure to notify us at once. We'll make the necessary changes on your mailing plate, and see to it that your subscription continues without interruption. Right now—print the information requested in the spaces below and mail it to: **POPULAR ELECTRONICS, 434 So. Wabash Ave., Chicago 5, Illinois.**

Name Please PRINT!

---

\*Account No.

---

Old Address

---

City State

---

New Address

---

City Zone State

---

Mail copies to new address starting with  
.....issue.

**\* (Your Account Number appears directly above your name on the mailing label.)**

well. It is a resume of some of the reasons why *your* reports may not have been used in this column as yet, and it also contains a few suggestions you might take into consideration in preparing reports to increase the possibility that they will be used.

Any or all of these leaflets may be obtained just by writing to your Short-Wave Editor at P. O. Box 254, Haddonfield, N. J., asking for them, and enclosing return postage.

### Current Station Reports

The following is a resume of current station reports. At time of compilation all reports are as accurate as possible, but stations may change frequency and/or schedule with little or no advance notice. All times shown are EST and the 24-hour system is used.

**Angola**—CR6RO, *R. Clube do Bie*, Silva Porto, is currently noted on 7107 kc. at 1538 with Port. news; very weak. Non-stop music follows, then another newscast at 1630. Madrid on 7105 kc. and a c.w. station on 7108 kc. make this station very difficult to copy. (WPE3NF)

**Australia**—Here is the complete Eng. schedule from Melbourne: to Indonesia, S.E., S. and S.W. Asia at 1714-0100 and 0230-0430 on 21,540 kc., at 1714-0800 on 25,735 kc., at 1915-0100 on 17,840 kc., at 1714-1915 on 15,210 kc., at 0100-0800 on 15,180 kc., at 0955-1230 on 11,890 kc., at 0800-1000 on 11,740 kc., at 0459-1230 on 9570 kc., and at 0800-1230 on 7220 kc.; to E. Asia and N.W. Pacific Islands at 0244-0500 and 0600-0700 on 11,810 kc., at 1559-1800 on 15,240 kc., and at 0600-0900 on 9580 kc.; to N.A. (East Coast) at 0714-0815 and (West Coast) at 1013-1115 on 11,710 kc.; to Africa at 2329-0045 on 21,680 kc.; to the British Isles and Europe at 0315-0415 on 11,710 and 9580 kc.; to Mid-Pacific Islands at 2129-0230 on 21,600 kc., at 1500-1700 on 15,315 kc., and at 0244-0700 on 7190 kc.; to S. Pacific Isles at 0100-0415 on 11,710 kc., at 1500-1700 on 11,840 kc., and at 0314-0415 on 9580 kc. (WPE1DAD, WPE2GFF, WPE4CCO, WPE4DGB, WPE4DMW, WPE8BUV, WPE8MS, WPE9CGQ, LA1PE1R)

**Austria**—Vienna was recently noted at 0830-0852 with music and an amnt that they were in parallel with 6155, 7105, 9525, 9720, and 11,785 kc. Other observations: the 0300-0600 xmsn to N.A. on 7200 kc. has been deleted, but there is a xmsn to N.A. at 2010-2300 on 9770 kc.; the program to Japan on 15,305 kc. is now aired at 0130-0300. (WPE4BC, WPE9CHO, VO1PE1AJ)

**Bolivia**—*R. La Cruz del Sur*, Cajon 8, La Paz, is now on the air daily. The schedule is 0600-0800, 0930-1300, and 1700-2215 (Sundays only at 0615-2145). All xmsns are in Spanish except for German at 0745-0800 and 1915-1930 (on Sundays), and at 0625-0630 (weekdays); Eng. on weekdays at 2130-2145; and language lessons on Mondays, Wednesdays and Fridays at 1845-1900 (in French) and at 1945-2000 (in Eng.). (WPE8MS)

**Brazil**—ZYR232, *R. Universitaria Santos Dumont*, San Jose dos Campos, transmits the program "A View of Brazil" in Eng., French, and German on Mondays at 1900 on 17,725 kc. Verifications are not being sent at present but a "Listener's Department" is in the planning stage. (WPE8MS, SCDX)

**Dominican Republic**—*La Voz Republica Dominicana* network stations are now identifying as *La Voz Santo Domingo*. Their location is Santo Domingo—formerly Ciudad Trujillo. (WPE8CKW)

**East Germany**—*R. Berlin International* operates as follows: to Europe at 1300, 1500, 1700, and 1800 on 6115, 7300, and 9730 kc.; to the Middle East at 1100 and 1800 on 11,765 kc.; to the U.S. at 1930 and 2100 on 9560 kc. (WPE2GOQ, WPE3BCM, WPE4BXG, WPE8CXT, WPE8MS, WPE9CQC)

**England**—London is noted in the General Overseas Service at 1915-2000 on 3952 kc., easily overriding the 75-meter amateur stations. (Ed.)

**Gabon**—*Radiodiffusion du Gabon*. Libreville, is on 4775 kc. at 0030-0130, 0615-0800, and 1200-1600, and on 9515 kc. at 0400-1100. (WPE1DDC)

**Greece**—*Radio Athens* broadcasts in Eng. at 1230 on 11,720 and 17,742 kc., with a xmsn in French preceding the Eng. xmsn by 10 minutes. (WPE1DDC)

**Greenlands**—*Gronlands Radio*, Godthaab, still does not transmit on the short waves; however, according to word from the station, such service may begin in 1962 or 1963. (WPE8MS)

**Hong Kong**—The Hong Kong branch of Cable and Wireless, Ltd., operates ZEN42 on 9331 kc. at times with a xmsn consisting of a

 **YOU NEED THIS**

**FREE GIANT B-A CATALOG**



**BURSTEIN-APPLEBEE CO.**  
Dept. PE, 1012 McGee St., Kansas City 6, Mo.  
 Rush me New 1962 B-A Catalog No. 621  
Name.....  
Address.....  
City..... State.....

**SEND FOR IT TODAY**

**ALL SHORT-WAVE REPORTERS!**

Your reports will be read and processed faster if you send them directly to:

Hank Bennett, Short-Wave Editor  
POPULAR ELECTRONICS  
P. O. Box 254  
Haddonfield, N. J.

Make sure you include your WPE call letters with your report.

single-sideband transmission tape for receiver adjustment purposes. The QSL is a prompt airmail letter signed by the chief engineer. Two IRC's included with your report will virtually assure a reply, provided that your report is correct; highly detailed reports are greatly appreciated. Do not confuse this station with Cable and Wireless, West Indies, Ltd. The address is: Cable & Wireless, Ltd., Hong Kong Branch, Hong Kong. (WPE5AFU)

**India**—The External Services of *All India Radio* list news in Eng. at 1930 on 7225 and 9765 kc., at 2330 on 17,855 and 21,620 kc., at 0500 on 11,760, 15,105, 15,310, 17,705, and 17,855 kc., at 0830 on 15,365 and 17,705 kc., at 1045 on 15,105 and 17,830 kc., and at 1445 on 7235, 9635, 9690, and 11,955 kc. An unlisted Eng. newscast

March, 1962



**GUARANTEE**  
Each Seco Model 88 is unconditionally guaranteed to be up-to-date for the testing of receiving type tubes. Additor kits or set-up data will be furnished without cost to keep your tester current for one year from date of purchase.

**A SECO PLUS**  
Guaranteed against non-obsolescence. New Seco Model 88 gives you patented Seco GRID CIRCUIT, also CATHODE EMISSION test plus:

- Check for grid emission and all common leakage and short faults in one step. READ ON METER.
- Cathode emission test in special low impedance circuit.
- Burnout-proof meter employing a VTVM amplifying circuit.
- Few controls—simple operation—compact, lightweight size.
- Convenient fast-find setup information in cover.
- Check for filament continuity and open elements.

For full information see distributor, or send coupon.

**SECO ELECTRONICS, INC.**  
5033 Penn Ave. So., Minneapolis 19, Minn.  
Send free  Model 88 information  "How to Test Tubes."  
Name.....  
Address.....  
City..... State.....



**SELL YOUR USED  
EQUIPMENT Through  
POPULAR ELECTRONICS'  
Class'fied Columns!**

The 400,000 purchasers of **POPULAR ELECTRONICS** are always interested in good used equipment or components. So, if you have something to sell, let PE readers know about it through our classified columns. It costs very little: just 60¢ a word, including name and address. Minimum message: 10 words.

For  
further  
information  
write:

Martin Lincoln  
**POPULAR ELECTRONICS**  
One Park Avenue  
New York 16, N. Y.

was also noted at 1030-1045 on 7225 kc. (*SCDX*)  
**Iran**—Teheran carries Arabic news and talks at 1345 on 7096.5 kc. The 7024-kc. channel is still being used at 1500 (Russian), at 1515 (Turkish), at 1530 (French), and at 1545 (Eng.), with s/off at 1700. The Home Service is operated on 9755 kc. (replacing 9680 kc.) at 0100-0730; also from 0730 on 6025 and 3840 kc. (*WPE2FMH*, *WPE2GJD*, *WPE3NF*, *SCDX*)

**Iraq**—*R. Baghdad* operates on 6030 kc. at 1500 in French, at 1530 in Arabic, at 1600 in German, and at 1630 in English. The Home Service is carried evenings on 3990 kc. (replacing 3955 kc.) and 7180 kc. (*WPE2FMH*, *WPE2GJD*, *SCDX*)

**Japan**—The Far East Network is now operating on 6155 kc. (replacing 6160 kc.) and 15,200 kc. (replacing 15,257 kc.) (*Far East Network*)

**Luxembourg**—Eng. xmsns from *R. Luxembourg* have been extended to 2100 on 6090 kc.; music, sports, and news. (*WPE8CUS*)

**Martinique**—*Radiodiffusion Francaise*, Fort-de-France, sent the following schedule. The short-wave outlet on 5995 kc. (1500 watts) can be heard at 0515-2115 (on Saturdays to 2300); the tropical-wave outlets on 3315 kc. (8 kw.) at 0515-1100, on 4895 kc. (8 kw.) at 1100-1500, and on 2420 kc. (8 kw.) at 1500-2115 (on Saturdays to 2300). It is possible to hear the medium-wave outlet on 1500 kc.; try for it during the latter portion of their 0505-2115 schedule (on Saturdays to 2300). Despite the schedule, the 3315-kc. outlet was noted closing at 2107 weekdays and 2304 on Saturday. (*WPE8MS*)

**Monaco**—*Trans-World Radio*, Monte Carlo, has slipped down to 5942 kc. and was noted at 1430 with a music box IS and Eng. ID. (*WPE3NF*)

**Mongolia**—This schedule was received from *Ulan Bator Radio*: first program at 1755-1005 on 5960, 5067.5, and 10,910 kc.; the second program at 0400-0905. Both of these programs are in Mongolian. There is a Moscow relay at 0430-0500 and at 0815-0900. English has been noted at 0445-0505 on 5960 kc. (*WPE4BXG*)

**Morocco**—Rabat was noted opening at 1300 with music and native language, then Eng. with Eastern music to 1317. A request for

**SHORT-WAVE ABBREVIATIONS**

anmt—Announcement  
c.w.—Morse code  
Eng.—English  
ID—Identification  
IRC—International Reply Coupon  
IS—Interval signal  
kc.—Kilocycles  
kw.—Kilowatts  
N.A.—North America  
Port.—Portuguese  
QSL—Confirmation; verification  
R.—Radio  
s/off—Sign-off  
xmsn—Transmission

letters at 1343 ended the Eng. xmsn and French followed. (*WPE4BC*)

**New Guinea**—VLT6, Port Moresby, 6130 kc., has been tuned strong at 0400 with a London news relay. (*WPE6WB*)

Always say you saw it in—POPULAR ELECTRONICS



**Peru**—OBX4C, R. *El Sol*, Lima, has moved from 15,170 to 17,745 kc., and was noted at 1900-2200. Has anyone else heard it? (*WPEJCTB*)

**Philippines**—DZCA, National Civil Defense Administration, Manila, was noted on 6015 kc. with a good signal at 0740-0832; Eng. pop music, time checks, and frequent ID's. The

**SHORT-WAVE CONTRIBUTORS**

Alan Fajerman (*WPE1ADJ*), Bridgeport, Conn.  
 Edgar Scott (*WPE1CPS*), Brewer, Maine  
 Joseph Cagnina (*WPE1DAD*), Woburn, Mass.  
 David Herrick (*WPE1DDC*), Ludlow, Mass.  
 Joseph Russo (*WPE2CRX*), Toms River, N. J.  
 Henry Marbach (*WPE2FHU*), White Plains, N. Y.  
 Stephen Herman (*WPE2FMH*), Oceanside, N. Y.  
 Jerald Wolkoff (*WPE2GFF*), Brooklyn, N. Y.  
 Peter Theer (*WPE2GJD*), Bronx, N. Y.  
 Martin Rosenzweig (*WPE2GOQ*), Levittown, N. Y.  
 James Neff (*WPE2RS*), Springville, N. Y.  
 Samuel Marsh (*WPE3BCM*), Baltimore, Md.  
 Paul Brewington (*WPE3CTB*), Philadelphia, Pa.  
 George Cox (*WPE3XF*), New Castle, Del.  
 Grady Ferguson (*WPE4BC*), Charlotte, N. C.  
 Danny Caplan (*WPE4BXC*), Atlanta, Ga.  
 Sim Broadfield (*WPE4CCO*), Rocky Mount, N. C.  
 Eddie Burgamy (*WPE4DGB*), Irwinton, Ga.  
 Lewis Brock, Jr. (*WPE4DMH*), Lakeland, Fla.  
 David Pope (*WPE4DMA*), Crescent Beach, S. C.  
 Johnnie Adams (*WPE5AFU*), El Dorado, Ark.  
 Jerry Golden (*WPE6HIB*), Modesto, Calif.  
 Robert Kipp (*WPE8BHL*), Detroit, Mich.  
 Tim Shaw (*WPE8BLT*), Bay Village, Ohio  
 Joseph Bove (*WPE8CAW*), Norwood, Ohio  
 Tina Daum (*WPE8CNT*), Portsmouth, Ohio  
 Leroy Gruber (*WPE8CNT*), Deer Park, Ohio  
 Mike Kander (*WPE8MS*), Dayton, Ohio  
 Bob Hensen (*WPE9CEW*), Joliet, Ill.  
 Joseph Feng (*WPE9CGO*), Skokie, Ill.  
 Phillip Smith (*WPE9CHO*), Vincennes, Ind.  
 Ray Fansler (*WPE9COC*), Fairfield, Ill.  
 Jon Tackett (*WPE9FOB*), St. Joseph, Mo.  
 George Buchanan (*WPE9FB*), Webster Groves, Mo.  
 Ellmann Ellingsen (*WPE1EIR*), Hamar, Norway  
 Roy Geldart (*WPE1E3O*), Sussex, New Brunswick  
 Frank Davis (*VO1PE1AI*), Carbonear, Newfoundland  
 Lorne Janes (*VO1PE1AJ*), Carbonear, Newfoundland  
 William Bauer (*WB*), Baltimore, Md.  
 James Herkimer (*JH*), Caledonia, N. Y.  
 Far East Network (*FEN*), APO 67, San Francisco, Calif.  
 Sweden Calling DXers (*SCDX*), Radio Sweden, Stockholm, Sweden

Eng. programs ended at 0832. Announced power is 1000 watts. (*WPE0VB*)

**Portugal**—Lisbon can be tuned with Eng. at 0815-0900 on 21,495 kc. to S.E. Asia and at 1315-1430 on 17,895 kc. to S. & S.E. Africa, on 17,880 kc. to W. Africa, and on 6025 kc. to Europe. (*WPE2CRX*, *WPE2FHU*, *WPE8CUS*, *WPE8MS*, *WPE9CEW*, *VO1PE1AI*, *JH*)

**Portuguese Guinea**—CQM, *Emissora de Guine*, Bissau, was noted on 7948 kc. with improved signals from 1719 to 1801 s/off; dance music and Port. anmts. (*WPE0VB*)

**Portuguese India (Goa)**—*Emissora Goa* has been noted on 15,385 kc. at 1155 in native language with music and ID at 1200. At 1230 this station started broadcasting in Port. but it was overridden by WRUL (*WPE4BC*)

**South Africa**—The South African Broadcasting Corp., Johannesburg, was noted on 15,084 kc. at 1300 asking for reports, at 1400 with Eng. news. It was heard until 1500. Other xmsns were tuned on 11,810 kc. at 1300, on 3316 kc. at 1245 in Eng., on 4895 kc. with spirituals at 1050, and on 11,715 kc. at 1100 in

March, 1962

**KUHN** ... "LEADERS IN SPECIALIZED RECEIVING EQUIPMENT"

**MOBILE FIXED CONVERTERS**

- POLICE
- FIRE
- COMMERCIAL
- CITIZEN'S BAND

**345A Complete \$29.95**



A new high gain Crystal Controlled Converter. Excellent sensitivity. Outstanding construction. Easy to install. Designed for standard transistor car radios. Requires no high voltage supply. 2-54 MC or 150-162 MC.

**KUHN CONVERTERS ... the most advanced line ... designed for optimum performance.**

**348A Complete \$34.95**



Transistorized, directly tunable Converter. Powered with self-contained mercury cell. Excellent sensitivity and stability. Designed for car, home or portable receivers. Two types available: Aircraft VHF 115-130 MC or 150-162 MC.

**344A Complete \$23.95**



A new low cost Crystal Controlled Converter designed for use with standard transistor car radios. Operates directly from 12V DC. Rugged construction. Good sensitivity. Range 2-54 MC.

**315A Complete \$14.95**



A low cost Tunable Converter for any 10 MC area of: 26-54 MC - Aircraft VHF, or 130-160 MC - easily installed. For use with home or auto sets. 315A Directly Tunable Converter. Available in four ranges: 26-30 MC, 30-50 MC, 115-130 MC, or 150-160 MC. Complete \$21.95

ORDER TODAY or SEND FOR FREE CATALOG ... containing complete information on a full line of CONVERTERS AND RECEIVERS FOR EVERY APPLICATION



20 GLENWOOD CINCINNATI 17, OHIO

**SAVE OVER 40% ON HI-FI**

USE OUR EASY-PAY-PLAN Up to 24 months to pay

2418/Bell 30 Watt Stereo Amp. ....	\$109.95
RC88/11 Garrard 4/Speed Stereo changer .....	59.50
108-Audio Empire Diam. Stereo Cart .....	35.00
2-Famous make 3-way spkrs. mounted in walnut bookshelf cabinets .....	119.90
All Intercenn. cables & inst. ....	4.50

Send for FREE Quotations on Your Package or Single Component

Catalog Price .....\$328.85  
 YOUR COST ..... 195.00  
 You Save ..... 133.85  
 Over 40% .....

**BEFORE YOU BUY HI-FI**—write for no obligation quotation on your Hi-Fi requirements. We guarantee "We Will Not Be Undersold." **FREE WHOLESALE CATALOG.**

**ELECTRONIC WORLD HI-FI RECORDING TAPE**

7" Spools - Splice Free - Freq. Resp. 30-15KC

12A	1200'	Acetate	3-11	12-23	24-100
18A	1800'	Acetate	\$1.29	\$1.17	\$ .99
18M	1800'	Mylar	1.79	1.59	1.45
24M	2400'	Mylar	2.09	1.99	1.85
			2.69	2.59	2.49

Any assortment permitted for quantity discount. Add 15c per spool postage. 10c 24 or more.

All mds. sold on 15-day money-back guarantee.


**HI-FIDELITY CENTER**

"The House Of Low Low Prices"

220-PE East 23rd St., New York 10, N.Y.

## NEVER FAIL— ZONE YOUR MAIL

The Post Office has divided 106 cities into postal delivery zones to speed mail delivery. Be sure to include zone number when writing to these cities; be sure to include your zone number in your return address—after the city, before the state.



Save 30% 4 track Stereo music on tape

EMPTY 3 in. plastic reels 7¢ ea.

Bargain Prices! Send for our Recorder/blank/pre-recorded tape catalog E-1 and see why!

**SAXITONE TAPE SALES**

(Div. of Commastoned Electronics, Inc.)  
1776 Columbia Road, Washington, D.C.

## B. S. DEGREE IN 36 MOS.

INDUSTRY AND GOVERNMENT NEED 50,000 NEW ENGINEERS EACH YEAR!

Accelerated year-round program puts you in the job-market a whole year early! Also B.E. degree in 27 mos. Aeronautical, Chemical, Civil, Electrical, Mechanical, Electronics; Math, Chemistry, Physics. Quality instruction; widely recognized. Graduates employed from coast to coast. Self-help program. Modest rate. Start March, June, July, September, January. Catalog: 2332 E. Washington Blvd., Fort Wayne 2, Indiana.

### INDIANA TECHNICAL COLLEGE

## McGEE 1962 CATALOG

176 Pages - Mailing Now

SENT FREE—WRITE FOR YOUR COPY TODAY!

Latest Nationally known Hi-Fi at Bargain Prices.

P.A. Equipment—Speakers—Microphones—Repair

Parts—Books—Test Equipment—Radiation Counters

DAYSTRON HI-FI—AMPEX AND SONY TAPE RECORDERS

**McGEE RADIO COMPANY**

1901 McGee Street Kansas City 8, Missouri



## \$3 TO \$5 AN HOUR REPAIRING ELECTRIC APPLIANCES

FREE BOOK tells about profitable spare-time or full-time business. 400 MILLION Appliances now in use. People need them fixed. YOU make good money doing it —

right at home! Easy course trains you for top earnings. At no extra charge you get Appliance Tester. Get FREE Book, FREE Sample Lesson! Mail coupon now.

FREE BOOK

FREE LESSON

NATIONAL RADIO INSTITUTE, Appliance Division  
Dept. DAC2, Washington 16, D. C.  
Send Free Book, Free Appliance Repair Course Lesson.

Name.....

Address.....

City.....Zone.....State.....

Afrikaans. (WPE4BC, WPE0FO, LA1PE1R)

**Sudan**—Sudan Broadcasting Service, Khartoum, has been noted on 9600 kc. in Eng. at 0700-0730. Anmt gave next Eng. period as 1400; presumably this is 1400 GMT or 0900 EST. (WPE8BBL)

**Tunisia**—Tunis has been heard on 5950 kc. as early as 1300 with Arabic news; this channel is usually heavily c.w.-QRM'ed. Another xmsn was noted at 1620 on 9635 kc. (WPE2FMH, WPE3NF)

**Yugoslavia**—Radio Belgrade was observed broadcasting in Eng. at 1700-1715 over 6110 kc. (Keep in mind that *Deutsche Welle*, Cologne, opens at 1715 on 6100 kc. for Eastern N.A.). Belgrade's German program at 1545-1600 on 6100 kc. is also heard well. (WPE8MS)

**Clandestine**. We are listing the following two stations as clandestine even though mailing addresses are available for both of them. Their exact locations are not known.

*Radio Libertad, La Voz de Anti-Comunista de America*. P. O. Box 135, Miami, Florida, is noted on 7441 kc., dual to 7322 kc. at 2030-2100, with frequent Spanish ID and an excellent signal. Other reports also list it as being on 14,820 kc. at 0830-0900 with news, and s/off at 0900 with a march number. (WPE2CRX, WPE2FHU, WPE3NF, SCDX)

*Radio America* (presumably former *Radio Swan*—see page 77) is tuned well on 1160 and 6000 kc. as early as 1315 with chimes IS and Spanish ID, then pop music. It was also tuned from 0715 with music until 0800/close. There is an Eng. period at 1800-1830. The 1160-kc. broadcast is reported to be from 0500 to 2330, but it is not known at present whether this straight-through schedule is also maintained on 6000 kc. Reports go to P. O. Box 352, Miami, Florida. (WPE1ADJ, WPE1CPS, WPE2RS, WPE3NF, WPE4BC, WPE8CUS, VE1PE3Q, WB)

## the BREADBOARD by Sinclair



WELL, GRANDMA, IT SEEMS LIKE THE LIFE'S GONE OUT OF YOUR SET. ALL THE ELECTRICITY THAT USED TO MAKE THE SCREEN LIGHT UP IS GONE NOW.



I'LL HAVE TO TAKE IT BACK TO THE SHOP AND SEE IF I CAN FIND THE TROUBLE. THESE LITTLE GLASS TUBES GET TIRED OUT AFTER A WHILE, YOU KNOW.



IF THE 183 ISN'T SHOT, BE SURE YOU CHECK THE RESISTORS IN THE WAVE-SHAPING NETWORK OF THE HORIZONTAL OSCILLATOR.

# Across the Ham Bands

(Continued from page 81)

## News and Views

**James M. Alcorn, W3VEJ/3**, 25 Cobbs Hill Dr., Rochester 10, N.Y., leads off "News and Views" this month. Jim receives with a 1-tube (6SL7) regenerative receiver and transmits on a "soft" 6146, crystal-controlled on 7035 kc. The tube runs 60 watts input, and feeds a 150' bent 'long-wire' antenna. In four months, Jim has worked 33 states with this combination. . . . **Bob Beig, K5FLK**, Route 4, Box 324G, Woodvale Rd., Ft. Worth, Texas, rates himself as "just a 6-meter Technician," but the equipment in his shack indicates that he'll be going for the General Class license soon. On 6 meters, he operates a Heathkit "Sixer" in his car and has worked 16 states plus three countries. Not bad for a "local" band! . . . **Rick Klobucher, KN7QWC**, 402 N. Crestview Dr., Moses Lake, Wash., has worked 26 states—17 confirmed—including Alaska and Hawaii, and Japan in two months on the air. His magic box is a Globe Chief 90A transmitter feeding either a 40-meter dipole or a "1-element, 15-meter beam." Rick forgot to mention the type of receiver he is using. . . . **Bart Prater, WN4DME**, 635 Henry St., Marion, Va., transmits on a Heathkit HX-11 and receives on a Heathkit AR-3 helped along by a Q-multiplier. Operating on 80 and 40 meters, Bart worked 15

states during the first week that he spent on the air.

If you work **K1RSX**, Melrose, Mass., the ham station of the National Co. Employee's Amateur Radio Club, don't argue with the operator about frequencies. This station uses a National "Atomichron" cesium tube atomic clock as a frequency standard—it's accurate to within one second in 30,000 years. "Atomichrons" are also used to determine the frequencies and times transmitted by the National Bureau of Standards on Station WWV.

**Glenn Elmore, WV6ST5**, 8300 Appian Way, Sebastopol, Calif., has huffed and puffed signals into eight states on 80 and 40 meters with his Heathkit DX-20 transmitter and National NC-183 receiver. A center-fed antenna is the link between his station and the ionosphere. Contact him if you need California. Glenn is looking for someone to nominate him for the Rag Chewer's Club. . . . **Craig Cool, WN0AFT**, 908 Denver St., Waterloo, Iowa, squeezed QSL cards out of 25 of the 35 states he has worked with his Heathkit DX-60 transmitter and Hallicrafters SX-110 receiver. Craig uses a Gotham vertical antenna with his receiver and transmits on a 40-meter inverted-V. He has organized a local group called the "Twilight DX Club."

**Phil Hoefler, KN0JGA**, 4019 St. Louis Ave., St. Louis, Mo., must say his prayers regularly. He has the 15-meter beam described in the January, 1960, issue of P.E. (page 50) mounted 70' high on the roof of a nearby church. He also has a 40-meter dipole 35' high. Although

# TRU-VAC

## 1-yr. guaranteed Radio & TV Tubes

# 35¢

**\$33 EA. PER 100 TUBES**  
 ANY TUBE NOT LISTED IS AVAILABLE AT 35¢ EACH

**REPEAT OFFER!**

Buy 1 tube of the regular price and get every second tube for just **1¢** sale

**1¢ sale ONLY ON TUBES LISTED BELOW!**

- For every tube you buy at 35¢ each, YOU GET A SECOND TUBE FOR JUST ONE PENNY!
- Buy 100 tubes for 33¢ each and GET AN EXTRA 100 TUBES FOR JUST \$1! Take your pick . . . tube types may be mixed.

6AU6 6CC7 6W4GT 6AC7 6SN7GT 12SQ7

Each Tube Costs You Only 17½¢ Each. And in Quantities of 100 Tubes Only 16½¢ Each!

**LOOK! 1000 USED TV'S**  
 Costly, famous make only or sole models with little or no tube replacement require only minor adjustments. Perfect for re-sale, or as your own second set! 16", 17" and 19" screens none smaller! Sets shipped FOB, Harrison, N. J.

**\$16.95** (As Is)

**Factory Used or Factory Second Tubes! TRU-VAC** will replace FREE any tube that becomes defective in use within 1 year from date of purchase! All tubes individually boxed, code dated & branded "TRU-VAC." Partial Listing Only—Thousands More Tubes In Stock!

SPECIAL 6CB6	30¢	6C9Cs	30¢
024 4B58	6AK5	6BA6	6C4
1A7GT 4B27	6AL5	6BC5	6CA8
1B3GT 4CB6	6AM8	6BC8	6CD6G
1H5GT 5AM8	6AN8	6BD6	6CF6
1R5 5A8S	6AQ5	6BE6	6CL6
1S5 5A7B	6AQ6	6BF5	6CK7
1T4 5A7B	6AQ7	6BG6G	6CM8
1U4 5A24	6AR5	6BH6	6CL6
1U5 5CG8	6AS5	6H6	6G4
1V2 5H4	6AT6	6BK5	6CM7
1X2 5T8	6AU4GT	6BK7	6CN7
2AF4 5U4	6AUSGT	6BL7GT	6CR6
2BN4 5U8	6AU7	6BN6	6CS7
2CY5 5V4G	6AV8	6BQ6GT	6CU5
3AL5 5V6GT	6AV5GT	6BT7	6CJ6
3BC5 5X8	6AU8	6BR8	6DG
3BN6 5Y3	6AW8	6BS8	6DE6
3BZ6 6AB4	6AX4GT	6BY5G	6DG6GT
3CB6 6AG5	6AX5GT	6BZ6	6SL7
3E4 6AF	6B8	6BZ7	6F6
4A7 6AW6	6AN6	4BQ7A 6AN6	

**BRAND NEW 1-YEAR GUARANTEED TV PICTURE TUBES**  
 Below Listed prices do not include tax. Add Additional \$5.00 Deposit on tube sizes to 20"; on 21" and 24" tubes—\$7.50. Deposit refunded immediately, when due is returned prepaid. Aluminized tubes—\$4.00 extra. Picture tubes shipped only to continental USA and Canada—All tubes F.O.B. Harrison, N. J.

10BP4	7.99	17CP4	15.99	21AMP4	17.99	21MP4	18.39
16GP4	16.09	17TP4	16.99	21AVP4	17.99	21YP4	18.39
16RP4	11.99	20CP4	15.89	21AWP4	17.49	21WP4	17.49
17AP4	15.49	20HP4	17.99	21EP4	17.29	21YP4	18.39
17BP4	13.49	21ALP4	18.79	21FP4	18.39	24CP4	27.79

**ATTENTION QUANTITY USERS! Big Discounts Are Yours . . . Call or Write For Our 1000 Tube "Private Label" Special!**  
 Money cheerfully refunded within five (5) days, if not satisfied!

**SHIPPING INSTRUCTIONS: TRU-VAC PAYS YOUR POSTAGE** on orders of \$5 or more in USA and Territories. Send approximate postage on Canadian and foreign orders. Any order less than \$5 requires 25¢ handling charge. Send 25¢ on C.O.D.'s.

# TRU-VAC

Harrison Avenue • Box 107 • Harrison, N. J. HUmboldt 4-9770

# POPULAR ELECTRONICS

## March 1962 Advertisers' Index


ADVERTISER	PAGE NO.
ATR Electronics, Inc. ....	26
Allied Radio .....	27, 93
American Institute of Engineering & Technology ....	98
Audio Devices, Inc. ....	23
Audio Exchange .....	107
Browning .....	30
Bud Radio, Inc. ....	106
Burstein-Applebee Co. ....	111
Capitol Radio Engineering Institute, The .....	21
Castle TV Tuner Service, Inc. ....	106
Central Technical Institute .....	85, 86
Christy Trades School .....	38
Cleveland Institute of Electronics .....	11
Columbia Products Company .....	28
Commissioned Electronics, Inc. ....	114
Coyne Electrical School .....	106
DeVry Technical Institute .....	5
E.C.I. Electronics Communications, Inc. ....	3rd COVER
EICO (Electronic Instr. Co. Inc.) .....	40
Electro-Voice, Inc. ....	4th COVER
Electronic Market .....	109
Electronics Book Service—A. S. Barnes & Co. Inc. ...	25
Fisher Radio Corp. ....	3
Grantham School of Electronics .....	7
Greenlee Tool Co. ....	26
Grove Electronic Supply Company .....	28
Hallcrafters .....	2nd COVER
Heath Company .....	88, 89
Hi-Fidelity Center .....	113
Holt, Rinehart & Winston, Inc. ....	12, 13
Hy-gain Antenna Products .....	22
Indiana Technical College .....	114
Johnson Company, E. F. ....	32, 98
Key Electronics Company .....	32
Kuhn Electronics, Inc. ....	113
Lafayette Radio .....	15
McGee Radio Company .....	114
Mark Mobile, Inc. ....	4
Milwaukee School of Engineering .....	97
Mission House .....	94
Mosley Electronics, Inc. ....	38
Moss Electronic, Inc. ....	107
National Radio Institute .....	1, 103, 104, 114
National Technical Schools .....	35, 36
Nordyke Music Publishers .....	108
Olson Electronics .....	101
Paco Electronics Co., Inc. ....	34
Petersen Radio Co., Inc. ....	14
Polytronics Lab Inc. ....	33
Progressive "Edu-Kits" Inc. ....	31
RCA Institutes, Inc. ....	17, 18
RTS Electronics Division .....	9
Rad-Tel Tube Co. ....	120
Radatron, Inc. ....	94
Reeves Soundcraft Corp. ....	105
Rek-O-Kut Co., Inc. ....	14
Saxitone Tape Sales .....	114
Scott Inc., H. H. ....	108
Seco Electronics, Inc. ....	111
Sony Corp. of America .....	29
Superscope, Inc. ....	16
Transvision Electronics, Inc. ....	24
Tri-State College .....	98, 108
Tru-Vac .....	115
Turner Microphone Company, The .....	10
Valparaiso Technical Institute .....	108
Vanguard Electronic Labs .....	98
Vocaline Company of America, Inc. ....	20
Winegard Antenna Systems .....	95

Phil doesn't get much time for hamming, his Heathkit DX-20 transmitter and Hallicrafters SX-99 receiver do a good job when he is on the air, as shown by his eight states worked. . . . **Ronnie Greenberg, KN1TDP**, 646 Walk Hill St., Mattapan 26, Mass., likes 40 and 15 meters. His Globe Scout De Luxe transmitter, Hammarlund HQ-100C receiver, and two dipole antennas have given him a states-worked total of 30—27 of them confirmed. A 10-wpm code certificate also graces Ronnie's shack. . . . **Glen Myers, WV2VJV**, 43 Elm St., Saugerties, N.Y., builds most of his ham equipment himself, including a 65-watt, 80- through 6-meter transmitter, a Q-multiplier, and a mobile converter. His latest project is a 17-tube receiver still under construction. On the air, Glen sticks to 80 meters; he QSL's 100%.

**Jack Foreman, KN5HPI**, 606 Bois D'Arc, Lockhart, Texas, thinks his station is a good example of what you can do with \$125.00. He transmits with a Globe Chief De Luxe assembled from a kit, and receives on a used Hallicrafters S-40B plus a Heathkit Q-Multiplier. The antenna is a 40-meter dipole. In eight months on the air, Jack has worked 25 states—all on 40 meters. He is now building a 15-meter beam. . . . **Jim Cain, WN9AUM**, 134 S.W. J St., Richmond, Ind., doesn't want to brag about how well he gets out. Instead, he just wants all the hams who have helped him with his license and transmitter to know how much he appreciates their help. . . . **Chuck McMullen, KN3PLX**, 537 Highland Ave., Lewistown, Pa., receives on a Hallicrafters SX-110 aided by a Q-multiplier, and transmitter on a Globe Chief 90A. A VFO awaits the day his General Class license arrives. The antenna with which Chuck has worked 23 states is a multi-band "trap" dipole—a 2-element, 15-meter beam is waiting to go up.

If we haven't talked about your favorite band or type of operation this month, it is probably because you didn't write and tell us about it. How about doing it now? The address is: Herb S. Brier, W9EGQ, C/O POPULAR ELECTRONICS, P. O. Box 678, Gary, Indiana. Until next month, 73,

*Herb, W9EGQ*



Peter Lohner, KN7PSQ, Forest Grove, Ore., became interested in ham radio through reading *Across the Ham Bands*. In his first two weeks on the air, Pete's Hallicrafters HT-40 transmitter and SX-99 receiver, RME DB-23 preselector, and vertical antenna helped put 26 contacts in his logbook.

Always say you saw it in—POPULAR ELECTRONICS

# ELECTRONICS MARKET PLACE

RATE 60¢ per word. Minimum 10 words prepaid. May issue closes March 6th. Send order and remittance to Martin Lincoln, POPULAR ELECTRONICS, 1 Park Ave., New York 16, N. Y.

## FOR SALE

**GOVERNMENT** Sells Surplus: Electronics; Oscilloscopes; Transceivers; Test Equipment; Radar; Sonar; Walkie-Talkies; Boats; Jeeps; Aircrafts; Misc.—Send for "U.S. Depot Directory & Procedures"—\$1.00—Brody, Box 425(PE), Nanuet, New York.

**TV Tuners**—Rebuilt or Exchanged \$9.95 complete—all types—fast, guaranteed service. Send tuner with all parts to: L.A. Tuner Exchange, 4611 West Jefferson Blvd., Los Angeles 16, California.

**GOVERNMENT** Surplus Receivers, Transmitters, Snoper-scopes, Parabolic Reflectors, Picture Catalog 10¢. Meshna, Malden 48, Mass.

**WPE-SWL-CB-QSL** Cards—Samples 10¢—"Brownie" W3CJ1, 3110A Lehigh, Allentown, Penna.

**DIAGRAMS** for repairing Radios \$1.00, Television \$2.00. Give make, model. Diagram Service, Box 672-PE, Hartford 1, Conn.

**BEFORE** You Buy Receiving Tubes or Hi-Fi Components send now for your giant Free Zalytron current catalog—featuring nationally known Zalytron First Quality TV-Radio Tubes, Hi-Fi Stereo Systems, Kits, Parts, etc. All priced to Save You Plenty—Why Pay More? Zalytron Tube Corp., 220 W. 42nd St., NYC.

**"SPECIAL!** WPE-SWL-CB-QSL cards, 3 colors, \$2.50 per 100—Free Samples, Garth, Jutland, New Jersey."

**CITIZENS** Band—Maximum quieting with OZCO "Snoozer." Largest selling add-on squelch still only \$2.00 each, \$3.95 pair postpaid! Guaranteed. OZCO, Canaan, Connecticut.

**TV Tuners** Rebuilt \$9.95—Ninety Day Guarantee. Western Tuner Rebuilders, 4130 El Cajon Blvd., San Diego 5, California.

**SAVE** dollars on radio, TV-tubes, parts at less than manufacturer's cost. 100% guaranteed! No rebrands, pulls. Request Bargain Bulletin. United Radio, 1000-E, Newark, N. J.

**PRINTED** Circuits, free catalog lists hundreds of circuits Cloud "9" Engineering, Brookdale, Calif.

**CONVERT** Any television to sensitive, big-screen oscilloscope. Only minor changes required. Simple plans \$1.95. Relco, Box 10563-C, Houston 18, Texas.

**SUPERSENSITIVE** directional microphone picks up a whisper at great distances. Used by investigators to record faint, distant sounds without being detected. Easily constructed for about \$7. Step by step plans \$1.95. Dee Company, Box 10563-F, Houston 18, Texas.

**BUILD** an electronic combination lock using transistorized logic circuits. For schematic and instructions send \$1.00 to Secon Electronic Co., Box 23, Melrose Park, Illinois.

**CB-QSL-SWL** cards. Samples 10¢. Excellent Christmas gifts. Include your personal picture on cards. Signal, Adams County, Manchester, Ohio.

**OBSOLETE** tubes—originals and adaptors—Details: K6PFA, 1224 Mills, Modesto, Calif.

**SMALL** Set Builder's big information catalog—25¢, refundable. Laboratories, 1131-L Valota, Redwood City, California.

**FREE!** Giant discount catalog, Electronics, Tubes, TV, HiFi, Scientific Housewares, Optics. Write Lektron Inc., 243-245 Everett Avenue, Chelsea, Mass.

**EXPERIMENTERS.** New WE101D tube, 25¢; 1N69 diode, 3 for 25¢. Catalog. Steller, 624 Drumwood, McMinnville, Oregon.

**CB WPE QSL** Cards, Finest Quality, Multicolor, 10¢ For Samples. Radio Press, Box 24, Pittstown, New Jersey.

**TELEPHONE** switch, actuates automatically any tape recorder. No mechanical connections to telephone or line. \$49.50 each. Spacetratics, 10740 Bothell Way, Seattle 55, Washington.

**CBers,** Build Regen Squelch, Birdy, Quad, AVC S-Meter. Complete schematics. Send \$2.00 to, "CB Tips P1, Box 1024, Kokomo, Ind.

**RUBBER** Stamps personal or Business write. N. Al-bergo 121-18 Rockaway Blvd. South Ozone Park 20, N.Y.

**DIAGRAMS:** TV-Radio,—\$2. Gibbon Diagrams, Huntsville, Ala—506 Pratt.

**100 SWL** Letters \$1.00 Martin, 828A Schuylkill Ave., Reading, Pa.

**CLOSING** out large stock Electronics parts, tubes, etc. Free lists. Special 100 assorted resistors \$1.65. Potter, 2004 Maddi, Kansas City 32, Mo.

**TELEPHONE** Antique, French, Modern, Any Model,—Also Parts and Misc. Telephone Equipment All Kinds. Price & Picture Brochure 50¢—Delta, Box 2262 T, Dallas 21, Texas.

**CBERS**—32" Stinger Mobil Whip Antennas. Exclusively for Class D, 27 m.c. band. \$17.95 Postpaid in 20 W District. F. E. Bussard Motor Co., Drawer 10, Reynoldsville, Penna.

**BUILD** 1 transistor geiger counter. Amazingly sensitive. Simple plans \$2.00. Relco, Box 10563-A, Houston 18, Texas.

**CBERS**—Increase sensitivity of Heathkit GW-10 by three "S" units with our SK3-RF preselector. Easily wired, inconspicuously installed. Complete kit, \$8.99; wired \$11.99. Holstrom Associates, P.O. Box 8640-PE, Sacramento 22, Calif.

**C/B—SWL** Goodies. Illustrated List. 10¢ 1Q-5226 Lee-Deck Box 105-E Westfield, Mass.

**CB'ERS** dual conversion adapter kit, all parts, schematic, pictorial; hear only the channel you tune. For HE-15, 15A; TR-800, 910 etc. \$14.95, with tubes \$16.95. For HE-20, 20A; Mark VII \$15.50, with tubes \$17.50 or \$5.00 deposit tube C.O.D. Bainbridge Radio 2649 Bainbridge Ave. New York 58, N.Y.

**INVESTIGATORS,** write for free brochure on latest sub-miniature electronic listening devices. Dept. 3A, Ace Electronics 11500 NW 7th Ave., Miami 50, Fla.

**POLICE** Radar Detector. New Low Cost Circuit. Send \$1 for plans to Radet, P.O. Box 7432, Cleveland 30, Ohio.

**BE A Spy.** Correspondence course on wire tapping, bugging, telescopic sound pickup, recording techniques, microphotography, and invisible photography. Lessons in surveillance, tailing, and use of equipment. Complete course \$22.50. C. Carrier Co., 5880 Hollywood Blvd., Hollywood 28, Calif.

**TV Tape Recorder.** Build your own Video Recorder. Complete correspondence course and construction details \$22.50. C. Carrier Co., 5880 Hollywood Blvd., Hollywood 28, Calif.

**JUNK** Your Distributor and Voltage Regulator. Improve automobile mileage and performance. Construction details for transistorized distributor and voltage regulator \$4.75. No moving parts. DB Enterprises, 8959 Wonderland Ave., Hollywood 46, Calif.

**TV Camera.** Build for less than \$50. Construction Details \$4.75. DB Enterprises, 8959 Wonderland Ave., Hollywood 46, Calif.

**EAVESDROP** with a pack of cigarettes. Miniature transistorized FM Radio Transmitter. Complete diagrams and instructions \$2.00. C. Carrier Co., 5880 Hollywood Blvd., Hollywood 28, Calif.

**MORSE** Code by Sleep Teaching. Guaranteed. 4 Taped lessons to 18WPM; \$12.95 each. Electro-Sleep, 8959 Wonderland Ave., Hollywood 46, Calif.

**INVESTIGATORS!** Do your own sound work. Write for free brochure of latest electronic equipment. WJS Electronics, 1130 N. Highland Ave., Los Angeles 38, Calif.

**CB QSL** Cards \$1.50 per 100. Free samples, R&R Print Shop, Arcadia, Indiana.

**NEW** and reconditioned Test Equipment. Televisions, Car Radios, Receivers. Details 4¢. Tom Dakin, Columbia Falls, Montana.

**TELEPHONE** Extension in your car. Answer your home telephone by radio from your car. Complete diagrams and instructions \$2.00. C. Carrier Co., 5880 Hollywood Blvd., Hollywood 28, Calif.

**TELEPHONE** Voice Switch (LS-500). Actuates automatically and unattended any tape or wire recorder. Pictorial installation instructions included. \$23.75. Post Paid US. WJS Electronics, 1130 N. Highland Ave., Los Angeles 38, Calif.

**POLICE** Radar Detector and legal jammer. Stop before those radar speed traps. Easy to build for less than \$10; used with your car radio. Complete construction details \$3.75. C. Carrier Co., 5880 Hollywood Blvd., Hollywood 28, Calif.

**SLIDE** Rules—5"—Invaluable aid for students, Experimenters, Engineers—anyone. Laminated bamboo construction. Instructions included—guaranteed. Send \$2.00 to: L&G Mercantile Associates 110 Haussauer Road, Getzville, New York.

**CB**—Now use just one mobile antenna for both CB and broadcast radio—even at the same time! OZCO 1-10'er Signal Divider guaranteed unsurpassed! Only \$5.95 postpaid. Free literature. Ozco, Canaan, Connecticut.

**WALKIE**-Talkie radiophones from \$24.98 Free literature. Vanguard Labs. 190-48 99th Ave. Hollis 23, N.Y.

"**RADAR** King" plans \$1.00 refundable on kits (with assembled antenna) \$19.95 and wired units \$29.95. Detect all police radar traps. Wardell Smith, 65 Glenwood Road, Upper Monclair, New Jersey.

## WANTED

**TRIGGER**—W9IVJ. We Buy Shortwave Equipment For Cash. 7361 W. North, River Forest, Ill. Phone PR 1-8616. Chicago TU 9-6429.

**QUICKSILVER**, Platinum, Silver, Gold. Ores Analyzed. Free Circular. Mercury Terminal, Norwood, Mass.

## HIGH-FIDELITY

**DISGUSTED** with "Hi" Hi-Fi Prices? Unusual discounts on your High Fidelity Requirements. Write Key Electronics, 120 Liberty St., New York 6, N. Y. Cloverdale 8-4288.

**DON'T** Buy Hi-Fi Components, Kits, Tape, Tape Recorders until you get our low, low return mail quotes: "We Guarantee Not To Be Undersold." Wholesale Catalog Free. Easy time payment plan, 10% down—up to 24 mos. to pay. Hi-Fidelity Center, 220 PC-E 23 St., New York 10, N. Y.

**PROMPT** Delivery, Lower Prices. Amplifiers, Tape Recorders, Tuners, etc. No Catalogs, Individual Quotes. Compare. L. M. Brown Sales Corp., Dept. P, 239 E, 24 St., N. Y. 10, N. Y.

**PRICES?** The Best! Factory-Sealed Hi-Fi Components? Yes! Send for free catalog. Audion, 25P Oxford Road, Massapequa, N. Y.

**RECORDERS**, Components, Free wholesale catalogue Carston 125-P East 88 N V C 28

**EICO** MX99 FM Multiplex Autodaptors—fresh stock for immediate delivery—kit \$39.95, Wired \$64.95 postpaid if check included with order or we will ship C.O.D. West Pacific Distributing, 1301 N.W. Glisan, Portland 9, Oregon.

**USED** HiFi Bought—Sold—Highest Prices Paid. All guaranteed. Douglas Radio Bargain Basement, 128 Greenwich St., N.Y. 6, WORTH 4-0470.

## REPAIRS AND SERVICING

**RADIO** and Electronic Kits wired and tested. Estimates on request. Tri Acre Electronics, East Pine Street Plaistow, N.H.

## TAPE AND RECORDERS

**SELF**-Hypnosis may help you many ways. New tape or LP-record teaches you quickly, easily! Free literature. McKinley Company, Box 3038, San Bernardino, California.

**TAPE** Recorders, Hi-Fi, components, Sleep Learning Equipment, tapes. Unusual Values. Free Catalog. Dressner, 1523PE, Jericho Turnpike, New Hyde Park, N. Y.

**RENT** Stereo Tapes—over 2,500 different—all major labels—free catalog. Stereo—Part 1 811-G Centineia Ave Inglewood 3, California.

**4/TR** Stereo Tapes—bought, sold, rented, traded! Free Catalog/Bargain closeouts. Columbia, 9651 Foxbury, Rivera, California.

**MYLAR** recording tape special, 1.5 mil, 1200', 7" reel, professional quality by major U.S. manufacturer, individually boxed, guaranteed—5 for \$9.00, 10 for \$16. 10¢ per reel postage. West Pacific Distributing Co., 1301 N.W. Glisan, Portland 9, Oregon.

**SAVE** 30% Stereo music on tape. Free bargain catalog/blank tape/recorders/norelco speakers. Saxitone, 1776 Columbia Road, Washington, D.C.

## PATENTS

**PATENT** Searches, \$6.00. For free Information Record, and "Information Inventor's Need, write: Miss Heyward, 1029 Vermont Avenue NW, Washington 5, D. C.

## INVENTIONS WANTED

**INVENTIONS** wanted. Patented; unpatented. Global Marketing Service. 2420-P 77th. Oakland 5, Calif.

**WE** develop and promote your products or ideas. Write for information. Product Promotion Development, Little Bldg., Boston 16, Mass.

**INVENTORS** seeking cash or royalties for patented, unpatented inventions or ideas, write: Casco, Mills Bldg., Washington 6, D.C.

**WE** Develop and Promote your Product or Ideas. Write for information. Product Promotion Development, Little Building, Boston 16, Mass.

## GOVERNMENT SURPLUS

**JEEPS** \$278, Airplanes \$159, Boats \$7.88, generators \$2.68, typewriters \$8.79, are typical government surplus sale prices. Buy 10,001 items wholesale, direct. Full details, 627 locations, procedure only \$1.00. Surplus, Box 789-C9Z, York, Penna.

**GOVERNMENT** Surplus, Radios, Walkie Talkies, Jeeps, Boats, Etc. Send for "Depot Locations & Procedures." \$1.00 Delta, Box 2262, Dallas 21, Texas, Satisfaction Guaranteed.

## MUSIC

**ACCORDIONS**, Chord Organs, Guitars! Buy direct—save to 1/2. Famous makes. Free home trial. Easy terms. Trades. Free catalogs. Mention Instrument. International Music Mart, Dept. PE, 2003 Chicago Avenue, Chicago 22.

## INSTRUCTION

**EARN** \$150 Week Mechanical, Electronics Drafting. Send \$2 First Lesson, \$25 Complete Home Study Course. Prior, Inc., 23-09 169th Street, Whitestone 57, New York.

**BEGINNERS**. Radio Electronics Explained Simply. Clear. Basic. Plans. 24 Pages. Send \$1. Transspace Laboratory, Box 111, Princeton Junction, New Jersey.

**LEARN** While Asleep, hypnotize with your recorder, phonograph. Astonishing details, sensational catalog free! Sleep-Learning Association, Box 24-2D, Olympia, Washington.

**TROUBLE**-Shooting Made Easy Professional Electronic Technician Secrets Revealed, complete method. \$1.00. Signature Publications, 3150 El Cajon, San Diego 4, California.

## PHOTOGRAPHY-FILM, EQUIPMENT, SERVICES

**MURALS** wall size from your slides or our negatives. Brochure 50¢. Al Greene Stage, 9 1333 South Hope, Los Angeles 15, Calif.

**FREE** Photo Novelty Mirror or button with roll, 12 jumbo prints 40¢. EEDY, 5533H Milwaukee Avenue, Chicago, Illinois.

Always say you saw it in—POPULAR ELECTRONICS

**SCIENCE Bargains**—Request Free Giant Catalog "CJ"—144 pages—Astronomical Telescopes, Microscopes, Lenses, Binoculars, Kits, Parts. War surplus bargains. Edmund Scientific Co., Barrington, New Jersey.

## STAMPS AND COINS

**TERRIFIC Stamp Bargain!** Israel—Iceland—San Marino—plus triangle set—Plus Antigua—Borneo—Virgin—Scouts—Congo—Russia—Plus large stamp book—all four offers free—Send 10¢ for mailing cost. Empire Stamp Corporation, Dept. Z2, Toronto, Canada.

**FOR Sale**—Newfoundland Stamps! 100 Fine Newfoundland Stamps—\$1.00. 100 all different—\$3.50. Harry Phillips Sales, Bonavista-2S, Nfld, Canada.

**TOPS!** Fascinating coin collection from Cameroons, Formosa, Vatican, etc. and foreign banknote. Catalog Price over \$1.50! Only 10¢ with exciting coin approvals! Littleton Coin Company, Littleton T-12, New Hampshire.

**105 Different U.S. stamps 25¢.** Approvals included. Shelton, Box 907-J, New York 8, N. Y.

**WOW! 110 All Different Germany 10¢!** Zeppelins, Semi-Postals, Airmails, High values, etc. Giant Catalog, bargain lists included with beautiful approvals. Jamestown Stamp, Dept. A32EG, Jamestown, N. Y.

**NEW Approval Service**—300 world-wide stamps only 35¢ to serious collectors with request for approvals. Special selections for beginners. Martin Stamp Co., 2662 West 2nd Street, Brooklyn 23, N.Y.

**SELLING** entire personal stamp collection. All foreign. Good condition. Assorted packets of 50—25¢ and self-addressed, stamped envelope. Popular Electronics, Box 107, One Park Avenue, New York 16, New York.

## LEATHERCRAFT

**FREE "Do-It-Yourself" Leathercraft Catalog.** Tandy Leather Company, Box 791-B44, Fort Worth, Texas.

## PLASTICS

**NEW Liquid Casting Plastic,** clear, colors. Embed real flowers, butterflies, photos, coins. Send 25¢ for two handbooks "How to Cast Liquid Plastics" and "How to Make Extra Money at Home." Castolite, Dept. C-108, Woodstock, Illinois.

## BUSINESS OPPORTUNITIES

**BUY Direct** from factories. Appliances, cameras, watches! Free details! Cam Co., 436 PE Bloomfield Ave., Verona, N. J.

**VENDING Machines**—No Selling. Operate a route of coin machines and earn amazing profits. 32-page catalog free. Parkway Machine Corporation, Dept. 12, 715 Ensor St., Baltimore 2, Md.

**ELECTROPLATING** equipment and supplies. All types for home work shops. Free Catalog. HBS Equipment Division, 3445 Union Pacific, Los Angeles 23, Calif.

**MAKE \$25-\$50 Week,** clipping newspaper items for publishers. Some clippings worth \$5.00 each. Particulars free. National, 81-EG, Knickerbocker Station, New York City.

**FREE Book "990 Successful, Little-Known Businesses."** Work home! Plymouth—455R, Brooklyn 4, New York.

**SECOND Income From Oil Can End Your Toil!** Free Book and Oilfield Maps! National Petroleum, Panamerican Bldg.—ZD, Miami 32, Florida.

**EARN \$3.00 hour**—home sparetime. Easy Pump Lamps assembling. No canvassing. Write: Ougor, Caldwell 15, Arkansas.

**MAKE Money Making Leathergoods** 1148 Ideas, Free information. Tandy Leather Co., Box 791-G2, Fort Worth, Texas.

**I MADE \$40,000.00 Year** by Mailorder! Helped others make money! Start with \$10.00—Free Proof. Torrey, Box 3566-N, Oklahoma City 6, Oklahoma.

**FREE LITERATURE: \$50 Weekly.** "Clipping Local Newspapers." Some items worth \$10. Crystalco 28-CPE2, Millburn, New Jersey.

## EDUCATIONAL OPPORTUNITIES

**ENGINEERING Education** for the Space Age. Northrop Institute of Technology is a privately endowed, nonprofit college of engineering offering a complete Bachelor of Science Degree Program and Two-Year accredited technical institute curricula. Students from 50 states, many foreign countries. Outstandingly successful graduates employed in aeronautics, electronics, and space technology. Write today for catalog—no obligation. Northrop Institute of Technology, 1179 West Arbor Vitae Street, Inglewood 1, California.

**DETECTIVE Profession.** Home Study. Lapel pin, Certificate, Future. Box 41197-AG, Los Angeles 41, Calif.

## EMPLOYMENT INFORMATION

**HIGH Paying Jobs in Foreign Lands!** Send \$2.00 for complete scoop! Foreign Opportunities, Box 172, Columbus 16, Ohio.

**EARN Extra money** selling advertising book matches. Free samples furnished. Matchcorp, Dept. MD-12, Chicago 32, Illinois.

**JOBS, South Calif.** Biggest LA Sunday Classified Ads. \$1.00 Peter Buchanan, 3435 Greensward, Los Angeles 39, Calif.

## MISCELLANEOUS

**INDEPENDENT Thinkers**—investigate Humanism! Write American Humanist Association, Dept. PE, Yellow Springs, Ohio.

**WRITERS!**—Free list of top-notch USA markets for short stories, articles, books and plays. Write for your free copy today! Literary Agent Mead, 915 Broadway, N. Y. 10.

**PRINTING Presses;** type, Supplies. Lists 4¢. Turnbough Service, Mechanicsburg, Pa.

**YOUR Name and Address** on your own Quality Rubber Stamp. Was \$1.80 Now \$1.00. Gottfried, 732 Sackman St., Brooklyn 12, N. Y.

**BORROW Cash By Mail**—For any purpose. How much do you need? Repay 24 monthly payments. Free loan application. American Loan Plan, Dept. PE2272, City National Bldg., Omaha 2, Nebraska.

**HOMEBREWING!** Beers, wines. Complete Instructions \$1. Crystalco 28-BPE2, Millburn, New Jersey.

**"GIANT Arms."** Dr. Young's, D.C. Revolutionary discovery. \$2. Satisfaction or refund. Gaucho, Box 9309-E8, Chicago 90.

**"HYPNOTIZE . . . One word . . . One fingersnap,"** on stage. Satisfaction—or refund. \$2. Hypnomaster, Box 9309-E8, Chicago 90.

**PUBLISH your book!** Join our successful authors: publicity advertising promotion, beautiful books. All subjects invited. Send for free manuscript report and detailed booklet. Carlton Press, Dept. ZDD, 84 Fifth Avenue, NYC 11.

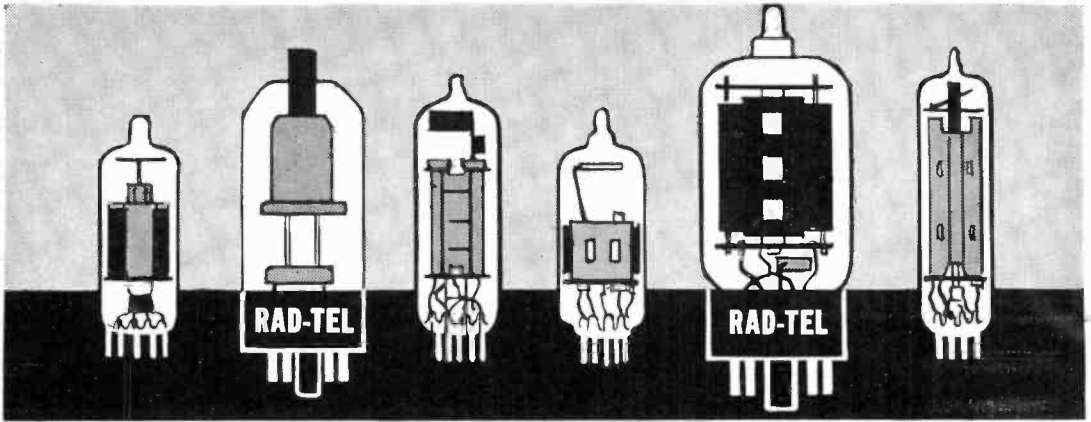
**PEACH Brandy—Cherry Cordial—Wine—Beer**—old rare formulas for personal use. Send \$1.00. Research Enterprises, Dept. D 29 Samoset Road, Woburn, Mass.

**"HOMEBREW Guide"** Complete Illustrated Instruction Manual. \$2.00. Supply Catalog included. CalBrew Supplies, Box 1005-S, Seaside, California.

**WITH a few dollars worth of basic tools and the book "Electronic Experimenter's Manual"** to guide you, explore the wonderful world of electronics experimentation. Book features ten big sections, exciting projects to build and use. \$4.95. Electronics Book Service, One Park Avenue, New York 16, New York.

**"COMPUTERS and How They Work"** is must reading for career-minded students and electronics pros who want a more complete knowledge of the computer field. A great book \$4.95. Electronics Book Service, One Park Avenue, New York 16, New York.

**NOW you can build almost any kind of electronic device with 50 vacuum-tube circuits described in a new book, "Vacuum-Tube Circuits for the Electronic Experimenter."** \$4.95. Electronic Book Service, One Park Avenue, New York 16, New York.



Qty.	Type	Price	Qty.	Type	Price	Qty.	Type	Price
—	0Z4	.79	—	5C08	.84	—	6BN6	.74
—	1AX2	.62	—	5CZ5*	.72	—	6B06	1.05
—	1B3	.79	—	5E48	.80	—	6B07	1.00
—	1DN5	.55	—	5E08	.80	—	6BS8	.90
—	1G3*	.79	—	5J6	.68	—	6BU8	.70
—	1J3*	.79	—	5T8	.81	—	6BX7	1.02
—	1K3*	.79	—	5U4	.60	—	6BY5	1.15
—	1R5	.62	—	5U8	.81	—	6BY6	.54
—	1S4	.59	—	5V3	.90	—	6BY8	.66
—	1S5	.51	—	5V6	.56	—	6BZ6	.55
—	1T4	.58	—	5X8	.78	—	6BZ7	1.01
—	1U4	.57	—	5Y3	.46	—	6BZ8	1.09
—	1U5	.50	—	6A8G	1.20	—	6C4	.43
—	1X2B	.82	—	6AB4	.46	—	6CB6	.55
—	2AF4	.96	—	6AC7	.96	—	6CD6	1.42
—	2BN4	.64	—	6AF3	.73	—	6CE5*	.57

**BUY DIRECT  
FROM RAD-TEL  
NOW!  
Over 500 Types  
Up to 75% OFF**

Qty.	Type	Price	Qty.	Type	Price	Qty.	Type	Price
—	6H6	.58	—	12A05	.60	—	12J8	.84
—	6I5GT	.51	—	12AT6	.43	—	12K5	.65
—	6I6	.67	—	12AT7	.76	—	12L6	.58
—	6K6	.63	—	12AU6	.51	—	12SA7	.92
—	6L6	1.06	—	12AU7	.60	—	12SF7	.69
—	6N7	.98	—	12AV6	.41	—	12SH7	.49
—	6S4	.51	—	12AV7	.75	—	12SJ7	.67
—	6SA7GT	.76	—	12AX4	.67	—	12SK7	.74
—	6SG7GT	.41	—	12AX7	.63	—	12SL7	.80
—	6SH7GT	.49	—	12AY7	1.44	—	12SN7	.67
—	6SJ7	.88	—	12AZ7	.86	—	12SQ7	.78
—	6SK7GT	.74	—	12B4	.63	—	12U7	.62
—	6SL7GT	.80	—	12BA7	.84	—	12V6	.53
—	6SN7GT	.65	—	12BD6	.50	—	12W6	.69
—	6SQ7	.73	—	12BE6	.53	—	12X4	.38
—	6T4	.99	—	12BF6	.44	—	17AX4	.67

NOT AFFILIATED WITH ANY OTHER MAIL ORDER TUBE COMPANY

—	2EN5*	.45	—	6AF4	.97	—	6CF6	.64
—	3AL5	.42	—	6AG5	.68	—	6CG7	.61
—	3AU6	.51	—	6AH4	.81	—	6CG8	.77
—	3AV6	.41	—	6AH6	.99	—	6CK4*	.70
—	3BA6	.51	—	6AK5	.95	—	6CL8	.79
—	3BC5	.54	—	6AL5	.47	—	6CM6	.64
—	3BE6	.52	—	6AM8	.78	—	6CM7	.66
—	3BN6	.76	—	6AQ5	.53	—	6CM8*	.90
—	3BU8	.78	—	6AR5	.55	—	6CN7	.65
—	3BY6	.55	—	6AS5	.60	—	6CQ8	.84
—	3BZ6	.55	—	6AS6	.80	—	6CR6	.51
—	3CB6	.54	—	6AT6	.43	—	6CS6	.57
—	3CC6	.52	—	6AT8	.79	—	6CS7	.69
—	3CD5*	.85	—	6AU4	.82	—	6CU5	.58
—	3DK6*	.60	—	6AU6	.52	—	6CU6	1.08
—	3DT6	.50	—	6AU7	.61	—	6CV5*	.70
—	3Q4	.63	—	6AU8	.87	—	6CV7	.71
—	3Q5	.80	—	6AV6	.41	—	6DA4*	.68
—	3S4	.61	—	6AW8	.90	—	6DB5	.69
—	3V4	.58	—	6AX4	.66	—	6DB6	.61
—	4BQ7	1.01	—	6AX5	.74	—	6DE6	.58
—	4BZ7	.96	—	6AX7	.64	—	6DQ6	.59
—	4BZ8	1.10	—	6AX8*	.92	—	6DK6	.59
—	4CS6	.61	—	6BA6	.50	—	6DN6	1.55
—	4DT6	.55	—	6BA8	.88	—	6DQ6	1.10
—	5AM8	.79	—	6BC5	.61	—	6DT6	.53
—	5AN8	.86	—	6BC7	.94	—	6DT8*	.79
—	5AQ5	.52	—	6BC8	.97	—	6EA8	.79
—	5AS8*	.86	—	6BD5	1.25	—	6EB5*	.72
—	5AT8	.80	—	6BE6	.55	—	6EB8	.94
—	5AV8	1.01	—	6BF5	.90	—	6EM5*	.76
—	5BC8	.79	—	6BF6	.44	—	6EM7	.82
—	5BE8	.83	—	6BG6	1.66	—	6EU8	.79
—	5BK7	.82	—	6BH6	.65	—	6EW6	.57
—	5BQ7	.97	—	6BH8	.87	—	6EY6*	.75
—	5BR8	.79	—	6BI6	.62	—	6F5GT	.39
—	5BT8*	.83	—	6BI7	.79	—	6FE8	.75
—	5C68	.76	—	6BK7	.85	—	6GH8	.80
—	5CL8	.76	—	6BL7	1.00	—	6GK6*	.79
—	5CM8*	.90	—	6BN4	.57	—	6GN8*	.94

Save on Rad-Tel's Quality  
**BRAND NEW TUBES**  
1-Year Guarantee  
1-Day Service

EACH TUBE INDIVIDUALLY & ATTRACTIVELY BOXED & BRANDED RAD TEL

—	6T8	.85	—	12BH7	.77	—	17B06	1.09
—	6U8	.83	—	12BK5	1.00	—	17D06	1.06
—	6V6GT	.54	—	12BL6	.56	—	17W6	.70
—	6W4	.60	—	12BQ6	1.06	—	18FW6*	.49
—	6W6	.71	—	12BR7	.74	—	18FX6*	.53
—	6X4	.39	—	12BV7	.78	—	18FY6*	.50
—	6X5GT	.53	—	12BY7	.77	—	19AU4	1.33
—	6X8	.80	—	12BZ7	.75	—	19B66	1.89
—	7A8	.68	—	12C5	.56	—	19C8	1.14
—	7AU7	.61	—	12CN5	.56	—	19T8	.80
—	7B6	.69	—	12CR6	.54	—	21EX6	1.49
—	7EY8*	.73	—	12CUE5	.58	—	25AV5	.83
—	7F8	.90	—	12CU6	1.06	—	25AX4	.70
—	7N7	.90	—	12CX6	.54	—	25BK5	.91
—	7S7	1.01	—	12D4*	.69	—	25BQ6	1.11
—	7Y4	.69	—	12D8	.69	—	25C5	.53
—	8A8	.83	—	12D8	.75	—	25CA5	.59
—	8AW8	.93	—	12D18	.85	—	25C06	1.44
—	8B05	.60	—	12DQ6	1.04	—	25C06	1.11
—	8CG7	.62	—	12D57	.79	—	25D6	1.42
—	8CM7	.68	—	12D75*	.76	—	25E45	.55
—	8CN7	.97	—	12D77*	.79	—	25L6	.57
—	8CS7	.74	—	12D78*	.79	—	25W4	.68
—	8CX8	.93	—	12D7U	1.01	—	32E15	.55
—	8EB8	.94	—	12D8*	.89	—	32L7	.90
—	8SN7	.66	—	12D26	.56	—	35B5	.60
—	9CL8	.79	—	12ED5	.69	—	35C5	.51
—	11CY7	.75	—	12EG6	.54	—	35L6	.57
—	12A4	.60	—	12EK6	.56	—	35W4	.42
—	12AB5	.55	—	12EL6	.50	—	35Z5	.60
—	12AC6	.49	—	12EM6	.79	—	36AM3*	.36
—	12AD6	.57	—	12EN6	.78	—	50B5	.60
—	12AE6	.43	—	12EZ6	.53	—	50C5	.53
—	12AF7	.94	—	12F8	.66	—	50EH5	.55
—	12AF3	.73	—	12FA6	.79	—	50L6	.61
—	12AF6	.49	—	12FM6	.43	—	70L7	.97
—	12AJ6	.46	—	12FR8	.91	—	70Z5	.69
—	12AL5	.45	—	12FX8	.85	—	807	.70
—	12AL8	.95	—	12GC6	1.06	—	117Z3	.61

**RAD-TEL'S HI-FI IMPORTS**  
Designed especially for Hi-Fi and Stereo

Foreign	Replaces	Rad-Tel Price
ECC-81	12AT7	1.18
ECC-82	12AU7	.96
ECC-83	12AX7	.96
EL-84	6BQ5	1.15
EZ-81	6CA4	.80

Popular New Tube Types Offered by Rad-Tel\*

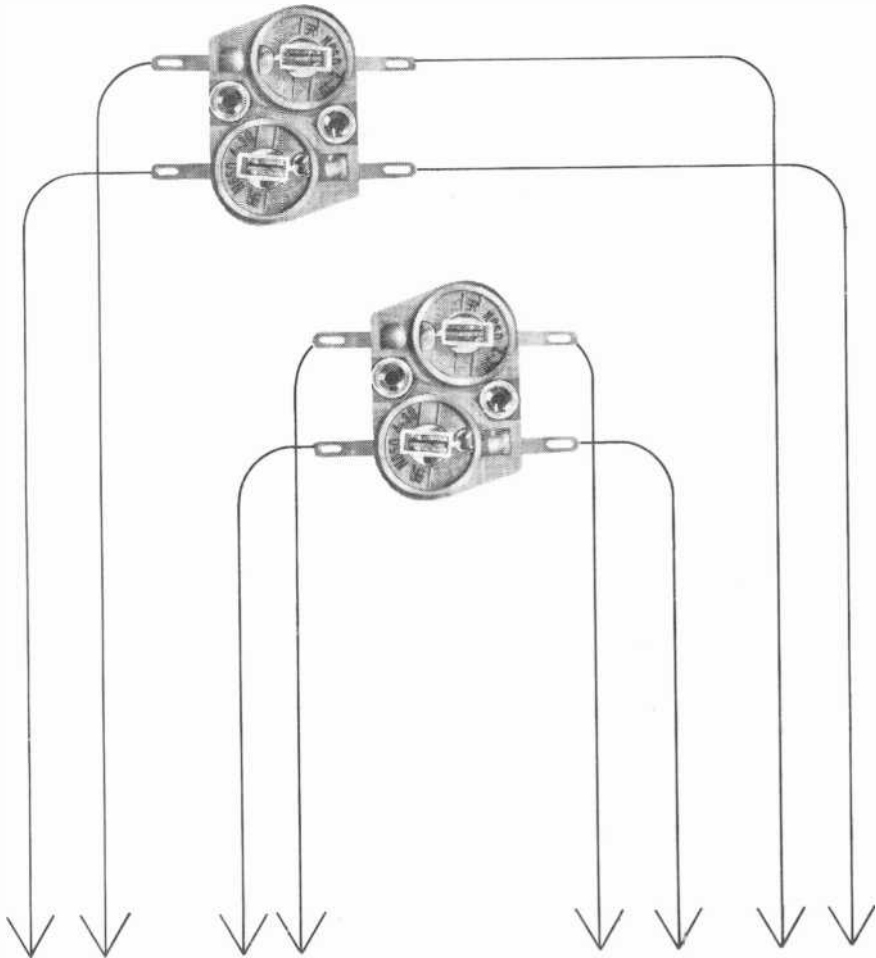
Popular New Tube Types Offered by Rad-Tel\*

**RAD-TEL TUBE CO.**  
TERMS: 25% deposit must accompany all orders, balance COD. Orders under \$5: add \$1 handling charge plus postage. Orders over \$5: plus postage. Approx. 8 tubes per 1 lb. Subject to prior sale. No COD's outside continental USA.


35 CHAMBERS ST., NEWARK 3, NEW JERSEY

PRINTED IN U.S.A.





## CB RECEIVE CRYSTALS?



*write for free brochure*

**\$189.50**

Slightly higher west of Rockies

Never with the Courier 1! Fixed receive is attained via 4 tunable trimmers, each hand-adjustable to any of the 23 channels. While on fixed receive a 5 kc band spread is at your disposal on the tunable dial...a feature not offered by crystal receive units. Courier 1 further provides 23 tunable channels. Think of the money you'll save on crystals! Think of the highly selective tuning, the drift-free receiving, the maximum adjacent channel rejection! Want to know more about the Courier 1? Check these features:

- 12 CHANNEL TRANSMITTING
- TRIPLE CONVERSION
- UNITIZED, HAND-WIRED CHASSIS
- LOWEST NOISE FRONT END (NUVISTOR)
- ELECTRONIC SWITCHING (NO RELAYS)
- BUILT-IN NOISE LIMITER & SQUELCH
- OVER 3 WATTS OUTPUT
- MOBILE OR BASE (117 V AND 12 V)
- BUILT-IN "S" & "RF" METER
- FULLY MODULATED (100%)
- CADMIUM PLATED FOR MARINE USE
- ENTIRE UNIT SLIDES OUT ON TRACKS



**e.c.i. electronics communications, inc.** 325 no. macquesten pkwy, mt. vernon, n. y.



Amateur / CB / Industrial 2-Way Radio Operators...

# DON'T WASTE A WATT!



714SR

729SR

PA15

Add an E-V microphone and speaker to significantly improve your communications.

## When You Talk...

these E-V microphones guarantee smooth, carefully tailored response that eliminates power-robbing peaks—allows maximum useful modulation to better cut through noise and interference. For highest effective output from your transmitter, select one of these Electro-Voice microphones.

### MODEL 714SR Ceramic Mobile Microphone

All-new hand-held design. Unbreakable Cyclocac® case withstands roughest handling—feels comfortable at any temperature. Ceramic element is unaffected by extremes of heat, humidity. Panel mounting bracket included. Hi-Z output -55 db. Shielded coiled cord. DPDT switch. Net price \$9.90.

### MODEL 729SR Ceramic Cardioid Microphone

Improves base station performance at remarkably low cost. Cardioid pickup pattern cuts out room noise, improves VOX action, permits greater working distance from microphone. Ceramic element rugged enough for mobile use. Handsome case fits easily in hand, or slips quickly into desk or floor stand adapter provided. DPST switch. Hi-Z output -60 db. Net price \$15.90. Without switch (Model 729) \$14.70.

## When You Listen...

an E-V communications loudspeaker adds useful volume and articulation to your fixed or mobile receiver. Carefully controlled band-pass of compression driver and horn improves efficiency, cuts distortion and overloading, eliminates unwanted noise.

### MODEL PA15 Communications Loudspeaker

Rugged, die-cast construction ideal for outdoor or indoor use. Outperforms typical cone speakers. Install with no circuit changes. Impedance 8 ohms. Universal swivel mount. Net price \$18.00.



ELECTRO-VOICE, INC., Commercial Products Div.  
Dept. 323-P, Buchanan, Michigan

Send me the new E-V communications products brochure and address of my nearest E-V communications specialist.

NAME \_\_\_\_\_

ADDRESS \_\_\_\_\_

CITY \_\_\_\_\_ STATE \_\_\_\_\_