

Build Your Own Transistor Tester

POPULAR ELECTRONICS

FEBRUARY 1960

35 CENTS

HI-FI • HAM RADIO • SWL • TEST GEAR

Complete plans for building this 11-meter R/C Transmitter (see page 43)



All about:

- Hi-Fi Tone Arms
- Converting Auto Radios
- Audio Generators

Cletron Cathedral

MATCHED SET for STEREO

NEW, 6½ LB. INDOX
MAGNETIC STRUCTURE
for ONE-MILLION
MAXWELL LINES

FREE-MOVING
6-INCH SPIDER
and 2-INCH ALUMINUM
VOICE COIL FORM

NON-RESONATING
ALUMINUM BASKET



MODEL C-12RW

HALF-INCH
CORK GASKET

2-PIECE
HIGH COMPLIANCE
FLEX-EDGE® CONE

FULL 7-INCH
CONE EXCURSION
AT 16 cps.

Here is an idea as practical as it is new . . . a matched set woofer, mid-range, dual tweeter and L-C network with controllable mid-range. Engineered as a compatible set to provide the finest listening pleasure over the full audio spectrum . . . monaural or stereo. Features the new C-12RW Linear, Flex-Edge Cathedral 12-inch woofer that all tests prove to be unexcelled in bass response by any other 12-inch speaker available at any price. (Non-linear distortion is practically eliminated with Flex-Edge construction.)

The Model C-8MFR 8-inch mid-range covers 1000 to 6000 cps with axial sensitivity of 95 db and features a solid basket that eliminates interaction effect when mounted in same cavity as the woofer. Dual Model 3-CT quality 3-inch tweeters range 1800 to 18,500 cps to complete the spectrum. L-C network (Model 1220) has remote, fine tune mid-range control.

Engineeringly matched . . . pleasure perfect . . . exclusively Cletron.



MODEL C-33812
MATCHED SET

Literature Available

\$98

See your HiFi dealer, or order from the factory . . . Today!

Cletron Inc.

1974 EAST 61ST STREET • CLEVELAND 3, OHIO

Please send me _____ Model C-33812 Matched Sets @ \$98 complete.

I enclose \$_____ (Complete payment in advance). You pay the postage.

I enclose \$25. Send C.O.D. I'll pay balance, postage and charges on delivery.

I understand that if I am not completely satisfied, I can return this merchandise within 10 days for refund.

NAME _____

ADDRESS _____

CITY _____

ZONE _____ STATE _____



It is an axiom in high fidelity that no single speaker is capable of ideally reproducing the entire musical range of a symphony orchestra. At least two speakers, each specifically designed to reproduce a part of the sound spectrum, are needed to do a really adequate job.


ELECTRO-VOICE ULTRA-COMPACT SYSTEMS OFFER MORE THAN JUST BASS RESPONSE

Ultra-compact systems are no exception to this rule. This is why two year's research went into the development of Electro-Voice's new ultra-compact line. In its tradition of providing the finest, Electro-Voice would not introduce a system in which only the bass speaker and enclosure had been engineered to the special requirements of the compact system. Each component within that enclosure had to be designed to make certain it was a perfect match to the other elements in the system. Laboratory measurements and exhaustive listening tests had to be coordinated and differences resolved. The result of these efforts can now be heard from the new Leyton, Esquire 200, Regal 300, or Royal 400. These speaker systems produce bass of astounding definition and solidity, clear undistorted treble, and remarkable brilliance in their upper ranges.

One of the key factors in producing this purity of sound was the judicious choice of crossover points, restricting each of the specially designed speakers to cover only the range over which its performance is most perfect. In all models, for example, the crossover from woofer to mid-range occurs at 200 cycles per second. With this degree of specialization, all forms of distortion are held to the lowest levels possible. Operating below 200 cycles, the bass speaker is not required to reproduce any of the mid-range spectrum and can act as a true piston.

The specially designed mid-range speaker can then be made to provide exceptionally flat response, with its level matched perfectly to that of the woofer. The very-high-frequency compression driver faces only the necessity of adding "sparkle", and dispersing high-frequency sound throughout the room. The result is a clarity and definition of sound that can best be described as transparent — enabling you to feel the deepest bass, marvel at the effortless clarity in the mid-range, and delight in the brilliant definition of the upper harmonics.

Whether you intend to purchase a new high-fidelity speaker system now or later, we urge you to visit your Electro-Voice dealer for a demonstration of these remarkable instruments. You may also write directly to the factory for a complete description of these new units. Ask for High-Fidelity Catalog No. 137.



Cutaway
view of
Esquire 200
Speaker System

Mahogany, Lined Oak, or Walnut...\$123.00
Unfinished Birch.....\$111.00

CONSUMER PRODUCTS DIVISION

Electro-Voice INC. DEPARTMENT 20-P, BUCHANAN, MICHIGAN

POPULAR ELECTRONICS is published monthly by Ziff-Davis Publishing Company, William B. Ziff, Chairman of the Board (1946-1953), at 434 S. Wabash Ave., Chicago 5, Ill. Second-class postage paid at Chicago, Illinois. Authorized by Post Office Department, Ottawa, Canada, as second-class matter. SUBSCRIPTION RATES: One year U.S. and possessions, and Canada \$4.00; Pan-American Union countries \$4.50, all other foreign countries, \$5.00.

POPULAR ELECTRONICS

FEBRUARY

1960

VOLUME 12

NUMBER 2



Electronic Construction Projects

11-Meter R/C Transmitter.....	Don Hall	43
Convert a Car Radio for Home Use.....	E. G. Louis	51
Dual-Meter Transistor Tester.....	R. J. Shaughnessy	59
Electronic House-Sitter.....	Louis E. Garner, Jr.	73
Transistorized Signal Injector.....	Dave Gordon	81

Audio and High Fidelity

Inside the Hi-Fi Tone Arm.....	Joseph Marshall	47
Stereo Tone Arm.....		76
How to Build a 3-Way Speaker System.....		77
Test Instruments—The Audio Generator (Part 2).....	Larry Klein	83
The Audio VTVM.....		89

Electronic Features and New Developments

The Frustrated Fiddler.....	Hans H. Fantel	55
Professional Spraying Techniques.....	Luis Vicens	66
Computers—Yesterday and Today.....	Dick Yates	69
New Citizens Band Transceiver.....		85
The R/C Cloud.....	Carl Kohler	86

Monthly Features

Transistor Topics.....	Lou Garner	63
Across the Ham Bands.....	Herb S. Brier, W9EGQ	79
Short-Wave Report.....	Hank Bennett, W2PNA	88
Carl and Jerry.....	John T. Frye, W9EGV	98
On the Citizens Band.....	Tom Kneitel, 2W1965	125

Departments

Notes from the Editor.....	Oliver Read, W1ETI	8
Letters from Our Readers.....		10
POP'tronics Bookshelf.....		16
Tips and Techniques.....		22
New Products.....		32

This month's cover photo by Bruce Pendleton

Copyright © 1960 by ZIFF-DAVIS PUBLISHING COMPANY. All rights reserved.

POPULAR ELECTRONICS

NOW! McGraw-Hill's Low-Cost Home Course Shows

HOW TO FIX TV

Radio and Record Changers

RIGHT AWAY

— even if you've never looked inside a set before!



AT LAST! at Amazing **LOW COST** — the Most Complete TV-Radio Repair Course Ever Published. **TELLS** and **SHOWS** How to do Every Job Quickly and Easily — Make **GOOD MONEY**, Full or Spare Time, in the **BOOMING** Repair Business

How would you like to be boss of a nice TV-radio-record changer repair business — making \$50 to \$75 spare time, or \$150 and up in your own shop?

Now, thanks to McGraw-Hill's new 6-volume Course, you can get started right away! This Course brings you **EVERYTHING** you need to "cash in" on the TV-Radio-Changer boom. Over 2,350 pages of money-making ideas and techniques by top factory engineers and electronics experts. **TWO HUGE TROUBLESHOOTERS** tell exactly WHERE to begin, WHAT tools to use. **THREE GIANT REPAIR MANUALS** tell and show how to **FIX** every trouble the easy way, "polish off" every job like a whiz. Complete Home Study Volume guides you every step of the way, tells how to build your business into a spare- or full-time **MONEY-MAKER!**

EARN While You Learn

Tested — and now used in repair shops and by electronics instructors — Course volumes are simple enough for green beginners, amaze "pros" with quick, easy methods. Start you doing simple repairs — and earning money — from very first chapter. ABC pictures and directions make tougher jobs a "snap." Before you finish you earn many times Course's low cost.

Free 4 Valuable Repair Aids: TV, RADIO, CIRCUIT and TRANSISTOR Detect-O-Scopes (Total Value \$4.00)



FREE — whether you keep Course or not — **FOUR DETECT-O-SCOPE** Charts. TV and RADIO Scopes enable you to spot tube troubles in a jiffy. **CIRCUIT** and **TRANSISTOR** Scopes spot circuit and transistor troubles. Make fix-it jobs easier, faster. 16 x 21 inches each. **ALL FOUR** (worth \$4.00) yours **FREE**.

NEW
FREE EXTRA
New 1960 Transistor
Detect-O-Scope

Examine Entire Course FREE for 10 Days!

THIS AMAZING Offer Saves You \$12.85

6 BIG VOLUMES
Including Home Course Outline! Shows How to Get Ahead Fast

PARTIAL CONTENTS

- 1** Television and Radio Repairing — Testing, repairing, replacing parts, 566 pages. 700 "This-Is-How" pictures, diagrams. By John Markus, Feature Ed., Electronics Magazine.
- 2** Practical Radio Servicing — Easy-to-follow directions, diagrams, drawings — with job sheet for every repair job, 599 pages. 473 illus. By William Marcus, Alex Levy, Electronic Training Experts.
- 3** Profitable Radio Troubleshooting — WHERE to look and WHAT to do for every trouble. How to avoid costly mistakes, handle customers profitably. 330 pages. 153 "how to" illus. By William Marcus, Alex Levy.
- 4** Profitable TV Troubleshooting — Short-cuts to SPOT and FIX every trouble — fast, for big profits. By Eugene A. Anthony, Service Consultant, General Elec. Co.
- 5** Repairing Record Changers — Step-by-step pictures and directions — how to set up service bench, etc. 278 pages. 202 A-B-C pictures. By Eugene Ecklund, Eng. DuMont Lab., Inc.
- 6** Complete Home Course Outline — Getting started in television and radio servicing. How to get the most out of your Course. How to get ahead FAST. By John Markus.

SEND NO MONEY

Try Course 10 days **FREE**. (We pay shipping!) If you don't agree it can get you started in a money-making repair business — return it, pay nothing. Otherwise keep it, earn while you learn; and pay the low cost on easy terms. Mail coupon NOW. McGraw-Hill Book Co., Dept. PEL-2, 327 W. 41st St., New York 36, N. Y.

THIS COUPON SAVES YOU \$12.85

McGraw-Hill Book Co., Dept. PEL-2
327 West 41st St., New York 36, N. Y.
Send me — postpaid — for 10 DAYS' **FREE TRIAL** the 6-Vol. McGraw-Hill TV, Radio and Changer Servicing Course. If okay, I'll remit \$4.95 in 10 days; then \$5.00 monthly for 5 months. (A total savings of \$12.85 on the regular price of Course and Detect-O-Scopes.) Otherwise, I'll return Course in 10 days; pay nothing.
ALSO send **FREE** (to **KEEP** whether or not I keep Course) the TV, RADIO, and CIRCUIT **DETECT-O-SCOPE** CHARTS, plus up-to-the-minute 1960 Transistor Detect-O-Scope — total value \$4.00.

Name.....
(Please Print Clearly)
Address.....
Zone No.
City..... (if any) ... State.....
 CHECK HERE if you prefer to enclose first payment of \$4.95 with coupon. Same easy pay plan; same 10-day return privilege for full refund. **PEL-2**

POPULAR ELECTRONICS

Average Net Paid Circulation 266,479

Editor & Publisher
OLIVER READ, W1ETI

Managing Editor
JULIAN M. SIENKIEWICZ, WA2CQL

Technical Editor
LARRY KLEIN

Feature Editor
FURMAN HEBB

Art Director
ALFONS J. REICH

Associate Editors
**MARGARET MAGNA
PERRY WINTER, K2VLR**

Editorial Assistant
DOLORES GIMBEL

Contributing Editors
**H. BENNETT, W2PNA
H. S. BRIER, W9EGQ
J. T. FRYE, W9EGV
L. E. GARNER, JR.
T. KNEITEL, 2W1945
D. L. STONER, W6TNS**

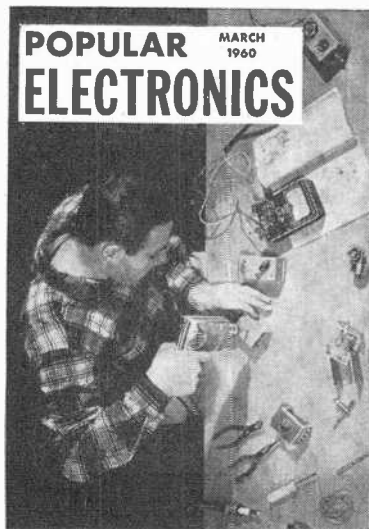
Art Associate
J. A. ROTH

Art and Drafting Dept.
**K. W. PAUL, JR.
W. K. VAHLSING, WV2GYL**

Advertising Director
JOHN A. RONAN, Jr.

Advertising Manager
WILLIAM G. McROY, 2W4144

COMING NEXT MONTH



(ON SALE FEBRUARY 25)

ZIFF-DAVIS PUBLISHING COMPANY,
One Park Ave., New York 16, N. Y.
William B. Ziff, Chairman of the Board
(1946-1953); William Ziff, President;
W. Bradford Briggs, Executive Vice
President; Michael Michaelson, Vice
President and Circulation Director; Hersh-
el B. Sarbin, Vice President; J. Leonard
O'Donnell, Treasurer.



BRANCH OFFICES: Midwestern Office,
434 S. Wabash Ave., Chicago 5, Ill.,
Jim Weakley, advertising manager;
Western Office, 9025 Wilshire Blvd.,
Beverly Hills, Calif., Don Cena, Western
Manager.

Foreign Advertising Representatives:
D. A. Goodall Ltd., London; Albert Mil-
hodo & Co., Antwerp and Dusseldorf.

SUBSCRIPTION SERVICE: Forms 3579 and all subscription correspondence should be addressed to Circulation Department, 434 South Wabash Avenue, Chicago 5, Illinois. Please allow at least four weeks for change of address. Include your old address as well as new—enclosing if possible an address label from a recent issue.

CONTRIBUTORS: Contributors are advised to retain a copy of their manuscripts and illustrations. Contributions should be mailed to the New York Editorial Office and must be accompanied by return postage. Contributions will be handled with reasonable care, but this magazine assumes no responsibility for their safety. Any copy accepted is subject to whatever adaptations and revisions are necessary to meet the requirements of this publication. Payment covers all author's, contributor's and contestant's rights, titles, and interest in and to the material accepted and will be made at our current rates upon acceptance. All photos and drawings will be considered as part of material purchased.

POPULAR ELECTRONICS

6-5-4-3-2-1...

DON'T LET TIME RUN OUT ON YOUR BIG CHANCE

to Prepare At Home for a Profitable Job in

Electronics

Guided Missile Control — Radar — TV — Radio, etc.

NO ADVANCED EDUCATION NEEDED!

A breath-held hush! Dramatically the cold voice completes the count-down: "... 3 ... 2 ... 1 ..." And with a mighty roar, a missile rises from its launching pad, picking up speed that quickly lifts it out of sight. Another rocket thunders into space ... a triumph of ELECTRONICS and ASTRONAUTICS. You may have a future in this fascinating field—with DeVry Tech's help. You—if you are 17-55—can train at home in your spare time. You, may be in that picture some day—a trained man with a fascinating job, a good future, making real money. You, as an electronic technician, can back the men who launch the missiles!

With DeVry's thorough training, you get on-the-job type of know-how. You handle tools, you build and operate instruments. You learn by following clear-cut directions, by viewing training movies AT HOME! It's thorough. It's proved. Get into this exciting field without taking your feet off the ground. Send the coupon NOW for details.

TRAIN IN CHICAGO OR TORONTO LABORATORIES

Full time day and evening training programs in our well-equipped Chicago and Toronto Laboratories are also available.

EMPLOYMENT SERVICE

helps you get started toward a good job or your own service shop when you complete the program.



GET THIS FREE BOOKLET!

A copy of "ELECTRONICS IN SPACE TRAVEL" is yours for the asking. Mail the coupon NOW. See for yourself how YOUR future may fit into this exciting field.

No Previous Technical Experience Needed!



MAIL COUPON TODAY!

DeVRY TECHNICAL INSTITUTE 2070
4141 Belmont Ave., Chicago 41, Ill., Dept. PE-2-Q

Please give me a FREE copy of "Electronics in Space Travel" and tell me how I may prepare for a start in the Electronics field.

Name _____ Age _____
Please Print

Address _____ Apt. _____

City _____ Zone _____ State _____

Check here if you face military service.


Canadian residents address DeVry Tech of Canada, Ltd.,
626 Roselawn Ave., Toronto 12, Ont.

CHECK THESE EXCITING JOB OPPORTUNITIES!

Communications Technician • Computer Specialist
Remote Control Operator • Instrument Technician
Radar Man • Micro-Wave Technician • TV-Radio
Specialist . . . PLUS MANY OTHERS

DeVry TECHNICAL INSTITUTE

4141 Belmont Avenue, Chicago 41, Illinois
ACCREDITED MEMBER OF NATIONAL HOME STUDY COUNCIL



Notes from the Editor

THE CLASS D DILEMMA. No radio communications service in the history of our country has captured the public's fancy and interest like the new Citizens Radio Service. But its phenomenal acceptance has been plagued ever since its inception by warnings from the FCC that equipment for this new service was not being used in the manner specified in its original rules (Part 19). Advertising by some manufacturers implied that there were no restrictions as to "personal use" of these portable units and that call letters were available to anyone who would fill out an FCC application form.

The fabulous growth of this new radio service may equal any other radio communications growth in its potential for meeting the FCC requirements consistent with "public interest, convenience and necessity." Has our Class D Citizens Radio Service met these requirements? I, for myself, feel that the first CB users, the FCC, and the industry got off to a very big—but bad—start. It is predicted that over 85,000 licenses will be issued by June 1, 1960. In terms of dollar investment for equipment, the figure would exceed 15 million dollars by next summer even if only one unit per license were purchased. This reflects "public interest" in no uncertain terms.

Meeting requirements of "convenience" can be likened to the telephone—plus portability. Doctors, salesmen, farmers, and others find valuable, convenient use for CB.

What about "necessity"? This requirement is fulfilled by users of CB aboard boats in the protection of life, limb and property, as well as by the busy MD traveling a countryside road and needing to call his home or office.

The FCC has very properly exercised its authority to crack down on violators using Class D for any sort of hobby-type communications. Hundreds of operators have received violation citations from the FCC. But we know of no individual (during 1959) that had his license suspended or revoked as the result of so-called violations. Organized groups are forming throughout the country to crusade for Citizens Radio—not entirely for what it was intended to be—but for limited hobby communications as well.

Many members of these club groups, I am told, are elderly folk who do not feel capable of learning code or theory. They don't want to be hams and thrill to world-wide communications. What they want is local communications when the "party line" is dead.

Some CB groups are planning emergency and disaster networks and have offered their facilities to local Civil Defense units. These deeds are not for selfish interest either.

There is little doubt that these thousands of CB'ers mean to take their case to the FCC. But they will need their own organized efforts if they are to influence any change in Part 19 Rules to permit non-restricted personal use.

Oliver Read

POPULAR ELECTRONICS


These men are getting practical training in **NEW Shop-Labs of**

ELECTRICITY

ELECTRONICS

ON REAL

Motors—Generators
—Switchboards—
Controls—Modern
Appliances—
Automatic
Electronic
Control Units



TELEVISION

RADIO ELECTRONICS

ON REAL

TV Receivers—
Black and White
and Color
AM-FM and
Auto Radios
Transistors
Printed Circuits
Test Equipment



COYNE

in Chicago—prepare for today's **TOP OPPORTUNITY FIELD**. Train on real full-size equipment at **COYNE** where thousands of successful men have trained for over 60 years—largest, oldest, best equipped school of its kind. Professional and experienced instructors show you how, then do practical jobs yourself. No previous experience or advanced education needed. Employment Service to Graduates.

START NOW—PAY LATER—Liberal Finance and Payment Plans. Part-time employment help for students. **GET FREE BOOK**—“Guide to Careers” which describes all training offered in **ELECTRICITY** and **TELEVISION—RADIO ELECTRONICS**—no obligation; **NO SALESMAN WILL CALL**.

Coyne Electrical School, 1501 W. Congress Parkway
Chartered Not For Profit • Chicago 7, Dept. 20-2C

MAIL COUPON OR WRITE TO ADDRESS BELOW

COYNE ELECTRICAL SCHOOL
Dept. 20-2C—New Coyne Building
1501 W. Congress Pkwy., Chicago 7, Ill.

Send **BIG FREE** book and details of all the training you offer. However, I am especially interested in:

Electricity Television Both Fields

Name _____

Address _____


City _____ State _____



COYNE offers
LOW COST

TELEVISION RADIO - COLOR TV

Training in
Spare Time AT HOME



The future is **YOURS** in **TELEVISION!**
A fabulous field—good pay—fascinating work—a prosperous future in a good job, or independence in your own business!

Coyne brings you **MODERN-QUALITY** Television Home Training; training designed to meet Coyne standards at truly lowest cost—you pay for training only—no costly “put together kits.” Not an old Radio Course with Television “tacked on.” Here is **MODERN TELEVISION TRAINING** including Radio, UHF and Color TV. No Radio background or previous experience needed. Personal guidance by Coyne Staff. **Practical Job Guides** to show you how to do actual servicing jobs—**make money early in course**. Free Life-time Employment Service to Graduates.

Send Coupon or write to address below for Free Book

and full details, including easy Payment Plan.

No obligation, no salesman will call.



COYNE Television
Home Training Division
Dept. 20-H2, New Coyne Building
1501 W. Congress Pkwy., Chicago 7, Ill.

Send Free Book and details on how I can get Coyne Quality Television Home Training at low cost and easy terms.

Name _____

Address _____

City _____ State _____

COYNE ELECTRICAL SCHOOL

CHARTERED AS AN EDUCATIONAL INSTITUTION
NOT FOR PROFIT

1501 W. Congress Parkway • Chicago 7, Dept. 20-H2



B.W. COOKE, Jr., President
Coyne—the Institution behind this training... the largest, oldest, best equipped residential school of its kind. Founded 1889.

PACO

quality electronic equipment in KIT FORM

PACO is the only line of test instrument kits engineered and produced under the auspices of a leading test equipment and meter manufacturer.

and, you pay nothing extra for the convenience of buying PACO kits directly from your own local parts distributor.

COMPARE PACO against any other kits for performance, appearance, ruggedness, ease of operation and simplicity of assembly and wiring.

COMPARE PACO'S superbly detailed, step-by-step instruction manuals and giant size wiring diagrams, against any you have ever seen.

MODEL B-10
BATTERY ELIMINATOR KIT
KIT NET PRICE: \$41.95
FACTORY WIRED: 49.50

MODEL C-20
RES-CAP-RATIO BRIDGE KIT
KIT NET PRICE: \$20.95
FACTORY WIRED: 31.50

MODEL G-30
RF SIGNAL GENERATOR KIT
KIT NET PRICE: \$28.50
FACTORY WIRED: 39.95

MODEL M-40
HIGH SENSITIVITY V-O-M KIT
KIT NET PRICE: \$31.50
FACTORY WIRED: 37.50

MODEL S-50
5" OSCILLOSCOPE KIT
KIT NET PRICE: \$49.50
FACTORY WIRED: 84.50

MODEL S-55
WIDEBAND 5" OSCILLOSCOPE
KIT NET PRICE: \$87.50
FACTORY WIRED: 139.50

MODEL T-60
TUBE CHECKER KIT
KIT NET PRICE: \$38.75
FACTORY WIRED: 54.50

MODEL T-65
TRANSISTOR AND CRYSTAL
DIODE TESTER KIT
KIT NET PRICE: \$39.95
FACTORY WIRED: 59.50

MODEL V-70
VACUUM TUBE VOLTMETER KIT
KIT NET PRICE: \$31.50
FACTORY WIRED: 47.50

MODEL Z-80
RF-AF SIGNAL TRACER KIT
KIT NET PRICE: \$29.50
FACTORY WIRED: 42.50

MODEL SA-40
40-WATT STEREO
PREAMP-AMPLIFIER KIT
KIT NET PRICE: \$ 79.95
FACTORY-WIRED: 129.95

COMING SOON! MODEL ST-45
AM/FM STEREO TUNER KIT

► Write for latest, complete catalog.

► Available at leading electronic parts distributors.

PACO

ELECTRONICS CO., INC.

70-31 84th Street, Glendale 27, L. I., N. Y.

Export: 458 B'way., N. Y. 13 • Canada: Atlas Radio Corp., Toronto 19

A DIVISION OF **PRECISION Apparatus Company, Inc.**



B-10



C-20



G-30



M-40



S-50



S-55



T-60



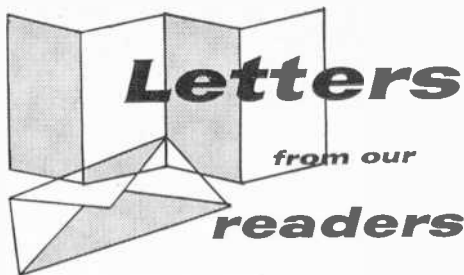
T-65



V-70



Z-80



Letters

from our

readers

"Police Special" Modifications

■ Some of your readers may be interested in the changes I made when I constructed the "Police Special" receiver described in your July 1959 issue. I found that the substitution of a 12BZ7 tube for the 12AT7 specified in the article resulted in better oscillation over the entire police band. I also took one turn off coil L1 and used a 4-watt wire-wound 100,000-ohm potentiometer for sensitivity control R5.

I am well pleased with the performance of the Police Special. This was my first project and I truly enjoyed building it.

CECIL LINDSEY
Fresno, Calif.

Microns and Micro-Inches

■ It has come to my attention that some publications and advertisers have been describing tape recorder head gap widths in terms of "microns" rather than "micro-inches." I would like to point out that a micron is one-millionth of a meter and a micro-inch is one-millionth of an inch. A gap width specified in microns would be almost 40 times wider than the true gap width.

PHILIP N. BRIDGES
Rockville, Md.

Thoughts on Tape

■ I was very much interested in the article in your October 1959 issue entitled "Stereo Tape Is Back—To Stay," by Mr. Ernest John. The information on tape cartridges was most welcome. However, there are two points on which I disagree with Mr. John. He makes the following two statements, one right after the other:

And since the two stereo channels are always spaced apart by the other two channels, there is actually less chance of crosstalk. The only trouble with four-track reel-to-reel tape is that which afflicts any reel-to-reel system: it's awkward to handle.

In my opinion, the first statement is in error. What Mr. John should have said is: "And since each pair of stereo channels is always spaced apart by the two channels of the other track, there is less chance of crosstalk between channels of the same track." It is obvious that crosstalk will be at a minimum between the two active channels due to their physical separation. Even if there were crosstalk, it would not be serious because the crosstalk would be of the same nature. What happens in the four-track system is that the crosstalk is between the inactive channels and the active channels. Clearly, this type of crosstalk is far more objectionable than crosstalk between channels of the same track because one track is

Always say you saw it in—POPULAR ELECTRONICS

Do you WISH you were EMPLOYED in ELECTRONICS?

F.C.C. LICENSE—THE KEY TO BETTER JOBS

An F.C.C. *commercial* (not amateur) license is your ticket to higher pay and more interesting employment. This license is Federal Government evidence of your qualifications in electronics. Employers are eager to hire *licensed* technicians.

WHICH LICENSE FOR WHICH JOB?

The **THIRD CLASS** radiotelephone license is of value primarily in that it qualifies you to take the second class examination. The scope of authority covered by a third class license is extremely limited.

The **SECOND CLASS** radiotelephone license qualifies you to install, maintain and operate most all radiotelephone equipment except commercial broadcast station equipment.

The **FIRST CLASS** radio telephone license qualifies you to install, maintain and operate every type of radiotelephone equipment (except amateur) including all radio and television stations in the United States, its territories and possessions. This is the highest class of radiotelephone license available.

GRANTHAM TRAINING PREPARES YOU

The Grantham course covers the required subject matter completely. Even though it is planned primarily to lead directly to a first class FCC license, it does this by **TEACHING** you electronics. Some of the subjects covered in detail are: Basic Electricity for Beginners, Basic Mathematics, Ohm's and Kirchoff's Laws, Alternating Current, Frequency and Wavelength, Inductance, Capacitance, Impedance, Resonance, Vacuum Tubes, Transistors, Basic Principles of Amplification, Classes of Amplifiers, Oscillators, Power Supplies, AM Transmitters and Receivers, FM Transmitters and Receivers, Antennas and Transmission Lines, Measuring Instruments, FCC Rules and Regulations, and extensive theory and mathematical calculations associated with all the above subjects explained simply and in detail.

OUR GUARANTEE

If you should fail the F. C. C. exam after finishing our course, we guarantee to give additional training at NO ADDITIONAL COST. Read details in our free booklet.


Get Your First Class Commercial F.C.C. LICENSE QUICKLY!

CORRESPONDENCE OR RESIDENCE CLASSES

Grantham School of Electronics *specializes* in F.C.C. license preparation. Correspondence training is conducted from Hollywood, Seattle, Kansas City and Washington; also, resident DAY and EVENING classes are held in all four cities. Either way, by correspondence or in resident classes, we train you quickly and well.

This booklet **FREE!**

This free booklet gives details of our training and explains what an F. C. C. license can do for your future.



HERE'S PROOF...

that Grantham students prepare for F.C.C. examinations in a minimum of time. Here is a list of a few of our recent graduates, the class of license they got, and how long it took them:

	License	Weeks
Richard M. Wilhoit, 2104 Santa Paula, Las Vegas, Nev.	1st	12
Larry R. Perrine, 7 Normandy Place, Champaign, Ill.	1st	15
Emerson F. Lawson, 111 Excelsior Ave., Union, S. C.	1st	12
Harold W. Johnson, 5070 Hermosa Ave., Los Angeles, Calif.	1st	15
Arthur W. Hardy, 66 Dresser Ave., Great Barrington, Mass.	1st	12
Ralph Frederick Belsner, 2126 Grand, Joplin, Mo.	1st	12
R. B. Mills, 11, 110 So. Race St., Statesville, N. C.	1st	12
Dean A. Darling, 403 S. Chase Ave., Columbus 4, Ohio	1st	12
Paul D. Bernard, 408 First Ave., N.E., Waterlown, S. D.	1st	18
Gerald L. Chopp, 518 Audubon Road, Kohler, Wisc.	1st	12

Grantham School of Electronics

Hollywood Division

1505 N. Western Ave.
Hollywood 27, Calif.
(Phone: HO 7-7727)

Seattle Division

408 Marion Street
Seattle 4, Wash.
(Phone: MA 2-7227)

Kansas City Division

3123 Gillham Road
Kansas City 9, Mo.
(Phone: JE 1-6320)

Washington Division

821-19th Street, N. W.
Washington 6, D. C.
(Phone: ST 3-3614)

MAIL COUPON TO SCHOOL NEAREST YOU

(Mail in envelope or paste on postal card)



TO: GRANTHAM SCHOOL OF ELECTRONICS

1505 N. Western Hollywood • 408 Marion Seattle • 3123 Gillham Rd. Kansas City • 821-19th, NW Washington

Gentlemen:

Please send me your free booklet telling how I can get my commercial F.C.C. license quickly. I understand there is no obligation and no salesman will call.

Name _____ Age _____

Address _____

City _____ State _____

I am interested in: Home Study, Resident Classes **03-B**

FIRST TIME . . . a soldering kit with

DUAL HEAT GUN

GUN

FOR ONLY

\$795

LIST
Model 8200K



...and best of all,

it's a new

Weller[®]

Leave it to Weller to bring you greater soldering advances and values! Here's the newest and finest gun made . . . with the versatility of *Dual Heat*. Just touch the trigger for high (125 watt) or low (90 watt) heat as your job requires. Saves time, gives extra convenience for precision soldering. Tip life is also increased because you use high heat only when necessary. New *high efficiency* tip. Instant heat. Spotlight.

Model 8200K is supplied in a kit which includes: New Dual Heat Soldering Gun, cleaning brush, soldering aid and all-purpose solder.

New Single Heat Weller Gun!

New design and superior tip performance at a low price. Single heat—100 watts. Instant heat. Spotlight.

Model 8100B **\$644**
list



These new Weller Guns are on sale now at your Electronic Parts Distributor.

WELLER ELECTRIC CORP. 601 Stone's Crossing Rd., Easton, Pa.

Letters

(Continued from page 10)

being played backwards and is of a different character from the other.

Now let's consider Mr. John's second statement, which concerns the awkwardness of the reel-to-reel system. This system is, in my opinion, easy to handle provided you have a good machine and use good reels. The two best reels I know of are the Audiotape reels with the C slots and the reels used on the Reeves Soundcraft 5" "Plus-100" tape. Each has its advantages: with the Audiotape reel, you have to insert the tape through the side of the reel but you only have to turn the reel a half turn; with the Soundcraft reel, you don't have to insert the tape through the reel sides but you have to turn the reel around once or twice.

The main problem to be solved in the reel-to-reel system is how to fasten the end of the tape to the reel quickly and still have the tape wound firmly enough so that it will start easily, yet let go when it runs out. And, of course, it's still cumbersome to wrap the first few turns on the take-up reel. When this is licked, I believe the reel-to-reel system will be just as simple as any cartridge system.

TERRY L. CLAYTON, OP Div.
USS Hornet CVS-12
PFO San Francisco, Calif.

Reader Clayton is right on the first point: crosstalk from four-track tapes is worse than crosstalk from two-track tapes. However, users of four-track tapes report that crosstalk is rarely a problem. In discussing the difficulties of the reel-to-reel system, Mr. Clayton appears to agree—rather than disagree—with Mr. John.

Australian Comments

■ As your magazine seems to have been available in this "Down Under" town for a comparatively short time, I only recently made its acquaintance. After I bought a copy at a bookstall "on spec," I immediately decided to subscribe. Since then, I



have been scouring the second-hand bookshops for earlier issues, but all I have been able to find are the May, June, and July (1959) issues.

I wonder if any of your readers have any old copies that they don't want? I would be happy to send them copies of "Radio, Hobbies, and Television," an Australian magazine, in exchange.


I run an ex-Australian Army NO22 set—10 valves, 2 to 8 megacycles—but unfortunately can only listen because I have not yet obtained my

Always say you saw it in—POPULAR ELECTRONICS

Plain Facts about Electronics and CREI

● why you need advanced electronics education

● how you can get it without quitting your present job



You probably know that the day of the mediocre electronics man is done. The design, construction and maintenance of complex electronics equipment — missiles, radar, servomechanisms, astronomical devices, satellites,

to name a few—demand men with both theoretical and practical knowledge.

CREI home study courses can make you eligible to fill such positions. You need not quit your present job. You can meet your family responsibilities while gaining knowledge of electronics engineering technology so essential for career advancement.

Now in its 34th year, CREI is well qualified to teach you. Its solid record of achievement can only be highlighted here:

- Developed first civilian pilot course for radio mechanics for Army Signal Corps (1941)
- Supplied 300,000 texts to U.S. Navy for radio technicians in South Pacific (1943)
- Trained hundreds of men during World War II for Signal Corps
- Co-founded National Council of Technical Schools, which first established scholastic and business standards for technical school field
- Curricula accredited by Engineers' Council for Professional Development (among first three institutes so honored)
- Instituted group training programs (1946) now used by important electronics and aviation companies
- Initiated plan (1957) permit-

ting direct personal supervision for home study final exams.

Industry and Armed Services alike respect CREI men. Your CREI diploma is a door-opener to better jobs, added responsibilities, and salary increases.

More than 20,400 professional electronics engineers and technicians, all over the world and in every phase of electronics (about 1/3 military, 2/3's civilian) are currently enrolled. They're the men you'll compete with to gain or hold a place in the electronics profession.

QUALIFICATIONS FOR CREI. If you have had basic electronic education, practical experience in electronics, and a high school education, you can probably qualify. A good way to find out: Use coupon below to get free 54-page book, "Insurance for Your Future in the New World of Electronics." Tuition is reasonable and may be paid monthly. Just one \$10-a-week raise will repay your investment and leave you a substantial bonus the first year. Available to veterans under GI bill.

RESIDENCE SCHOOL for those who can attend classes in Washington, D. C. Day and evening classes start at regular intervals. Qualified graduates earn AAS degree in 27 months. Electronics experience not required for admission.

CAPITOL RADIO ENGINEERING INSTITUTE

Dept. 1202G, 3224 16th St., N.W.
Washington 10, D. C.



TAKE A MINUTE TO MAIL THIS COUPON FOR FREE 54-PAGE BOOK

CAPITOL RADIO ENGINEERING INSTITUTE
ECPD Accredited Technical Institute Curricula—Founded 1927
Dept. 1202G 3224 16th St., N.W., Washington 10, D. C.

Please send me your course outline and FREE 54-page book, "Insurance for Your Future in the New World of Electronics", . . . describing opportunities and CREI Home Study courses in Practical Electronic Engineering Technology.

- CHECK FIELD OF GREATEST INTEREST**
- Radar, Servo and Computer Engineering Technology
 - Electronic Engineering Technology
 - Communications Engineering Technology
 - Television Engineering Technology
 - Aeronautical Electronic Engineering Technology
 - Automation & Industrial Electronic Engineering Technology

Name Age
Street
City Zone State

CHECK: Home Study Residence School Korean Veteran

To obtain fast, immediate service and to avoid delay, it is necessary that the following information be filled in:


EMPLOYED
BY
TYPE OF PRESENT WORK

EDUCATION:
YEARS HIGH SCHOOL

OTHER

ELECTRONICS EXPERIENCE

CITIZENS BAND RADIO at it's VERY BEST from



NEW Arkay SQ-9 'SKY-VOX' Citizens' 2-Way Radio

Completely Wired and Aligned Front End
Makes It the Easiest Kit to Assemble

Magnificently engineered for outstanding performance, ease of assembly and operation, the "Sky-Vox" offers high sensitivity, selectivity, stability and fidelity of sound—the finest in citizens' band communication for business, pleasure, auto, farm, home, industry, etc. Advanced design features include: Completely assembled front end with 3 channels aligned ready to install in main chassis. Up-to-the-minute circuitry with 8 tubes and 5 diodes. Supersensitive crystal controlled superhet receiving circuit. Crystal controlled oscillator Pentode RF amplifier transmitting circuit. Front Panel controls include 3 position channel selector. Receive-Transmit switch. Volume control. Squelch control. Mike input. Noise balance control in rear chassis.

Power Requirements: 117 Volts 60 cycles AC or 12 Volts DC. Sensitivity: 1 uV, 400 cy. at 27.015 Mc. for full output (2.5 Watts); Signal/Noise Better than 35 DB. Image 30 DB. IF Bandwidth 5 KC. Complete with 2 cables, microphone and set of crystals. Attractive compact metal case. Size: 5"Hx8 1/2"Dx11"W.

Wired and Tested—\$119.95 • Easy-to-build Kit—\$79.95

the Arkay MS-5 STEREO Record TAPE DECK

Professional quality at a popular price.

A supreme achievement in tape deck design and performance, the ARKAY records your favorite music with the same superb performance of tape recorders costing many times more. No other tape deck—regardless of price—offers so many important features. Here's just a few:

- Combination head for 2 or 4 Track Stereo—Two Speeds
- 30-16,000 cps ± 2 db.
- Flutter and wow: 1/4 of 1%
- Five-button operation
- -55 db. S/N
- All-metal tape fingers
- Drop-in loading
- All-metal tape guards
- Large 1/2" diam. capstan
- Size: 12 3/16" x 14 1/2" x 6 3/4"

2 Track Only \$129.95 • 4 Track Slightly Higher

ARKAY CS-28 STEREO AMP/PRE-AMP

COMPLETE CONTROL CENTER

Full 28 watts stereo or monaural, 60 watts peak. 14 watts each channel. reverse stereo. balance control. two-channel gain control. full range bass and treble controls. 1M distortion, 4 to 1 harmonic distortion, 1% 30-20,000 cps. dual pre-amp. 20 output jacks. 4 speaker outputs. 4, 8, 16, 32 ohms. response, 20-20,000 cps. push-pull EL84 Williamson circuit.

Wired and tested \$99.95 Easy-to-build Kit \$64.95



ARKAY ST-11 AM FM STEREO TUNER

Separate AM and FM tuning with drift-free stability. variable FM-AFC. 4 uV for 20 db quieting in FM channel. wide band AM IF's. whistle filter. a cathode follower outputs. level controls.

Wired and tested \$74.50 Easy-to-build Kit \$49.95



ARKAY CS-12 STEREO PRE-AMP AND AMP

12 watts of clean power. Operates from ceramic or crystal cartridge, tape, tuners, auxiliary equipment.

Easy-to-build Kit \$36.95

ARKAY SPA-55 55 watt-STEREO AMP

Wired and tested \$79.95 Easy-to-build Kit \$64.95



NEW! ARKAY VT-10 6-INCH MULTI-PURPOSE VACUUM TUBE VOLTMETER

Advanced design and precision features make the Arkay VT-10 a truly sensational buy, unmatched at this price. You get exclusive larger 6-INCH 400 lighted for easier reading, within 2% accuracy, and edge-resistors are used throughout the range switch. There are 7 AC (RMS) and DC ranges, 7 AC (peak-to-peak) ranges. Resistances, db and other essential ranges. Durable plastic case.

Wired and tested \$47.95 Easy-to-build Kit \$25.95

See and hear completely wired ARKAY Kits at your dealer. Write for detailed specifications & catalog. Dept. PE

All prices 5% higher west of Mississippi
88-06 Van Wyck Expressway
Richmond Hill 18, N.Y.



Letters

(Continued from page 12)

ham license. Here, unlike in the USA, you can't get a Novice license, and there is no Citizens Band. Either you get your full ham license or you stay off the air!


I'm looking forward to receiving your excellent magazine every month.

TONY PATTERSON
25 McCartney Ave.
Chatswood
N.S.W. Australia

Back issues are available from our Circulation Department at a charge of 35 cents each for copies published in the last six months, 40 cents each for older issues. The address is: Circulation Department, Ziff-Davis Publishing Company, 434 S. Wabash Ave., Chicago 5, Ill.

Calling All Old-Timers

■ I wonder if any of your readers can tell me where I can buy an old "Bulldog" spark coil rotary spark gap and a loose coupler. These are



items dating from about 1919 to 1922. I would also like to buy an old Wm. B. Duck wireless catalog. I am willing to pay a good price for any of these articles.

H. H. DAVIS
Davis Radio and Train Service
827 Dufferin Ave.
London, Ontario, Canada

Vertical vs. Horizontal


■ The article titled "Your Antenna: Key to World-Wide DX" which appeared in the November 1959 issue was quite interesting and informative. However, it made no mention of vertical antennas. Is a vertical rod antenna as efficient as a horizontal long-wire antenna? You can usually get the upper end of a vertical rod somewhat higher than most horizontal wires.

KEN GREENBERG
Chicago, Ill.

Vertically polarized antennas are as efficient as horizontal long-wire antennas, but they pick up signals from all directions with equal sensitivity—including man-made and atmospheric noise, and unwanted stations. Horizontally polarized antennas reduce this generally undesirable effect as they are sensitive in only two directions, forward and backward.

-30-

Always say you saw it in—POPULAR ELECTRONICS



tells how

FREE

The Master Course in Electronics will provide you with the mental tools of the electronics technician and prepare you for a First Class FCC License (Commercial) with a radar endorsement. When you successfully complete the Master Course, if you fail to pass the FCC examination, you will receive a full refund of all tuition payments.

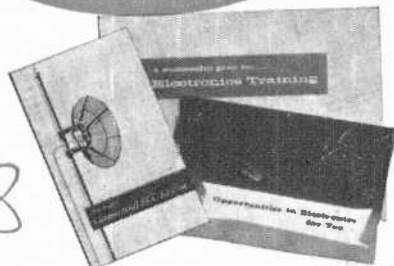
Get your FCC Commercial License —or your money back

**"License and \$25 raise due to
Cleveland Institute training"**

"I sat for and passed the FCC exam for my second class license. This meant a promotion to Senior Radio Technician with the Wyoming Highway Department, a \$25 a month raise and a District of my own for all maintenance on the State's two-way communication system. I wish to sincerely thank you and the school for the wonderful radio knowledge you have passed on to me. I highly recommend the school to all acquaintances who might possibly be interested in radio. I am truly convinced I could never have passed the FCC exam without your wonderful help and consideration for anyone wishing to help themselves."

CHARLES C. ROBERSON, Cheyenne, Wyoming

**CIE HELPS
TRAINEES GET BETTER JOBS**



**Employers Make Job Offers
Like These To Our Graduates
Every Month**

Broadcast Station in Illinois: "We are in need of an engineer with a first class phone license, preferably a student of Cleveland Institute of Electronics, 40 hour week plus 8 hours overtime."

West Coast Manufacturer: "We are currently in need of men with electronics training or experience in radar maintenance. We would appreciate your referral of interested persons to us."

Cleveland Institute of Electronics

Desk PE 61 4900 Euclid Bldg. Cleveland 3, Ohio
February, 1960

Cleveland Institute of Electronics
 Desk PE-61, 4900 Euclid Bldg., Cleveland 3, Ohio
 Accredited by National Home Study Council.

Please send Free Booklets "How to Get Commercial FCC License, A Successful Plan for Electronics Training, and Opportunities in Electronics for You," prepared to help me get ahead in Electronics. I have had training or experience in Electronics as indicated below.


<input type="checkbox"/> Military	<input type="checkbox"/> Amateur Radio
<input type="checkbox"/> Radio-TV Servicing	<input type="checkbox"/> Broadcasting
<input type="checkbox"/> Manufacturing	<input type="checkbox"/> Home Experimenting
<input type="checkbox"/> Telephone Company	<input type="checkbox"/> Other

In what kind of work are you now engaged?.....

In what branch of Electronics are you interested?.....

Name..... Age.....
 Address.....
 City..... Zone.... State.....

PE-61



Experts agree that repeated playings will soon deteriorate the total quality of a disc recording. Yet, fifteen, fifty, five hundred playings from now, you can still enjoy the same sweet, clean highs, the same rich velvety lows that you cherished in your recordings today with a

TELECTRO SERIES 900 STEREO TAPE DECK

Telectro's low, low price . . . as low as **\$89.95** . . . makes tape recording your most economical as well as your most satisfactory program source. Yet, in spite of its low price, a Telectro tape deck offers the quality and versatility demanded by the finest monaural and stereophonic high fidelity systems.

CHECK THESE TOP QUALITY FEATURES

4-track head for all stereo and monaural tapes • Interchangeable head assemblies • Stereo and monaural record/playback • Unique pushbutton controls • 3 speed versatility: 7½ ips, 3¾ ips, and the extra convenience of ultra long-play 17½ ips • Solenoid-operated automatic shutoff • Digital tape counter • Rotary speed selector for easy speed choice • Unique brake design permits easy reel rotation • Fast wind—fast rewind, with no spillage or breakage • Pushbutton interlocks fulfill professional requirements.

Make your high fidelity system complete with a
TELECTRO
Stereo Tape Deck.




a product of
TELECTROSONIC CORPORATION
35-18 37th St., Long Island City 1, N. Y.

Ask to see the five great TELECTRO tape decks and the complete line of Telectro design-mated tape preamplifiers at your high fidelity dealer, or write for full information Dept. EL2

POP'tronics Bookshelf

"MEN AND ATOMS" by William L. Laurence. Published by Simon and Schuster, 630 Fifth Ave., New York 20, N. Y. 302 pages. \$4.50.

The author of this book, William L. Laurence, is the Science Editor of *The New York Times*. He was present at the first atomic bomb test and was the only correspondent to witness the dropping of the atomic bomb on Nagasaki. From his vast amount of first-hand knowledge, he has written this dramatic account of the discovery, the



uses, and the future of atomic energy. He tells of the experiences of the early pioneers—Becquerel, the Curies, Einstein—and traces the development of the idea that culminated in the fantastic explosion on the New Mexico desert in 1945. And he describes how Hitler's failure to envisage the possibilities of the atomic bomb kept the Germans from beating us to the punch in 1943. This book is informative, fascinating, and timely. It is perhaps required reading for anyone who wants to understand the last 15 years of world history. In addition, it gives clear explanations of how the atom bomb was made and how atomic energy is being harnessed for peace.



"SHORTWAVE PROPAGATION" by Stanley Leinwoll. Published by John F. Rider Publisher, Inc., 116 West 14th St., New York 11, N. Y. 160 pages. Soft cover. \$3.90.

Basic principles of short-wave radio propagation are clearly and logically presented in this book. The method in which

Always say you saw it in—POPULAR ELECTRONICS

NOW!
at a price
you can afford!

MAKE MORE MONEY in TELEVISION RADIO-ELECTRONICS

**BETTER...MORE COMPLETE...LOWER COST...
WITH NATIONAL SCHOOLS SHOP-METHOD
HOME TRAINING!**

BETTER... Training that is proved and tested in Resident School shops and laboratories, by a School that is the **OLDEST and LARGEST** of its kind in the world.

MORE COMPLETE... You learn **ALL PHASES** of Television-Radio-Electronics.

LOWER COST... Other schools make several courses out of the material in our **ONE MASTER COURSE**... and you pay more for less training than you get in our course at **ONE LOW TUITION!**



These
two FREE books will
show you how!

You get all information
by mail... You make
your own decision... at
home! **NO SALESMAN
WILL CALL**

TOP PAY... UNLIMITED OPPORTUNITIES LIFETIME SECURITY CAN BE YOURS!

You are needed in the Television, Radio, and Electronics industry! Trained technicians are in growing demand at excellent pay—in **ALL PHASES**, including Servicing, Manufacturing, Broadcasting and Communications, Automation, Radar, Government Missile Projects.

NATIONAL SCHOOLS SHOP-METHOD HOME TRAINING, with newly added lessons and equipment, trains you in your spare time at home, for these unlimited opportunities, including many technical jobs leading to supervisory positions.

YOU LEARN BY BUILDING EQUIPMENT WITH KITS AND PARTS WE SEND YOU. Your National Schools course includes thorough *Practical* training—**YOU LEARN BY DOING!** We send you complete standard equipment of professional quality for building various experimental and test units. You advance step by step, perform more than 100 experiments, and you build a complete TV set from the ground up, that is yours to keep! A big, new TV picture tube is included at no extra charge.

EARN AS YOU LEARN. We'll show you how to earn extra money right from the start. Many of our students pay for their course—and more—while studying. So can you!

RESIDENT TRAINING AT LOS ANGELES

If you wish to take your training in our Resident School at Los Angeles, the world's TV capital, start **NOW** in our big, modern Shops, Labs and Radio-TV Studios. Here you work with latest Electronic equipment - professionally installed - finest, most complete facilities offered by any school. Expert, friendly instructors. Personal attention. Graduate Employment Service. Help in finding home near school - and part time job while you learn. Check box in coupon for full information.

LESSONS AND INSTRUCTION MATERIAL ARE UP-TO-DATE, PRACTICAL, INTERESTING. Every National Schools Shop-Method lesson is made easy to understand by numerous illustrations and diagrams. All instruction material has been developed and tested in our own Resident School Shops, Laboratories and Studios.

SEND FOR INFORMATION TODAY... it can mean the difference between **SUCCESS** and failure for you! Send for your **FREE BOOK** "Your Future in Television-Radio-Electronics" and **FREE Sample Lesson.** Do it **TODAY**, while you are thinking about your future. It doesn't cost you anything to investigate!

GET THE BENEFITS OF OUR OVER 50 YEARS EXPERIENCE

Approved for
GI Training



NATIONAL SCHOOLS

Los Angeles 37, Calif.

YOU GET...

- 19 Big Kits—**YOURS TO KEEP!**
- Friendly Instruction and Guidance
- Job Placement Service
- Unlimited Consultation
- Diploma—Recognized by Industry
- **EVERYTHING YOU NEED FOR SUCCESS!**

**SHOP-METHOD HOME TRAINING
COVERS ALL PHASES OF INDUSTRY**

1. Television, including Color TV
2. Radio AM & FM
3. Electronics for Guided Missiles
4. Sound Recording and Hi-Fidelity
5. FCC License
6. Automation and Computers
7. Radar & Micro-Waves
8. Broadcasting and Communications

NATIONAL TECHNICAL SCHOOLS

WORLD-WIDE TRAINING SINCE 1905

MAIL NOW TO
NATIONAL SCHOOLS, Dept R2G-20
4000 S. FIGUEROA ST. LOS ANGELES 37, CALIF.
Rush free TV-Radio "Opportunity" Book and sample
lesson. No salesman will call.

NAME _____ AGE _____
ADDRESS _____
CITY _____ ZONE _____ STATE _____
 Check if interested **ONLY** in Resident School training at Los Angeles.
VETERANS: Give date of Discharge _____

Bookshelf (Continued from page 16)

short-wave frequencies are used to achieve long-distance radio communication is explained from the practical—as well as the theoretical—viewpoint. Among the subjects covered are the ionosphere and ionospheric variations, sky-wave propagation, and sunspots and their influence on long-distance communications. A fold-out global time conversion chart is included. This book is a "must" for every serious SWL and ham operator.



"MEDICAL ELECTRONICS" by Edward J. Bukstein. Published by Frederick Ungar Publishing Co., 131 E. 23rd St., New York 10, N. Y. 168 pages. \$3.50.

The collaboration of electronics and medicine has resulted in highly accurate techniques for measuring heart action, blood pressure, muscle potential, etc. Electronics has also made significant contributions to the field of therapy. This book, written at the electronic technician's level, surveys various types of electronic medical equip-

ment, including the electrocardiograph, the electroencephalograph, ultrasonic therapy equipment, etc. The use of many schematic diagrams and considerable circuit analysis throughout the book provides sufficient background to allow the knowledgeable technician to repair such equipment if called upon to do so.



"BASIC ELECTRONIC TEST PROCEDURES" by Rufus P. Turner. Published by Rinehart and Co., Inc., 232 Madison Ave., New York 16, N. Y. 316 pages. \$6.50.

From radio to rocketry, the basic problems of electronic testing are the same—the evaluation of electronic properties such as resistance, voltage, phase, power factor, etc. In this book, the author gives the reader step-by-step instructions for using all types of test equipment to measure electronic phenomena accurately and efficiently. In addition, the operation of each type of equipment is covered briefly to enable the reader to understand the problems involved. As the book is quite complete and clearly written, it is recommended to every-

Match any speaker perfectly with New ARGOS TUNING TUBE

Now for the first time you can do for yourself what good hi-fi manufacturers have been doing for years to get the most out of any cabinet/speaker combination.

Argos offers a simple method of matching your Argos cabinet perfectly to any speaker you may want to use. You do this by "tuning" the cabinet with an Argos Tuning Tube to the resonant frequency of the speaker. This eliminates booming at resonant frequency, minimizes distortion, and increases effective power output through greater efficiency.

Argos Tuning Tubes are furnished at no extra cost with all 1960 Argos hi-fi cabinets and kits. Write for free catalog with complete information.

ARGOS CALIFORNIAN PRE-FINISHED KIT—SAVE 20%



Genuine hardwood plus beautiful wood-grained Panelyte top. Its glistening beauty resists cigarette burns, drinks, etc. Top and bottom sections are all assembled—no sawing, sanding, or finishing. Choice of honey blonde or autumn walnut. Has Argos Tuning Tubes for perfectly matching to any speaker.

Model DSE-1K—Full size for finest reproduction. Takes 15" or 12" speaker, plus 1 or 2 smaller speakers if desired. 7450 cu. in. Size 24 x 29 x 15 in. deep. Net \$39.95

Model DSE-2K—Medium size, ideal for stereo. Takes 12" or 8" speaker and 1 smaller speaker. 4800 cu. in. Size 19½ x 23¾ x 13½ in. deep. Net \$29.95

At your hi-fi distributor or write Dept. C.

Products Company 301 Main Street Genoa, Illinois



Argos

knight-kits® are years ahead...

A PRODUCT OF ALLIED RADIO

so much easier to build...so much more value



see them all in
ALLIED'S 1960 CATALOG
FREE send for it

k *BEST...by Design!*


exciting to build...satisfying to own!
quality electronic equipment at
SAVINGS UP TO 50%



Y-731 Deluxe FM-AM Stereo HI-Fi Tuner (Multiplex add-in) \$87.50
only \$5 down



Y-774 Deluxe 40-Watt Stereo Amplifier (with Center Channel) \$79.50
only \$5 down



Y-773 Super-Value 20-Watt Stereo HI-Fi Amplifier... \$44.50
only \$2 down



Y-787 FM-AM HI-Fi Tuner (with Multiplex jack)..... \$49.95
only \$2 down



Y-737 "Ranger" Clock-Radio with "sleep" switch... \$24.95
only \$2 down



Y-258 4-Band "Span Master" Receiver (with cabinet) \$25.95
only \$2 down



R-100 Amateur Communications Receiver (HI-gain, with built-in Q-Multiplier) \$104.50
only \$5 down



Y-798 1000 Ohm/Volt Pocket Volt-Ohm-Milliammeter \$9.95




Y-713 Citizen's Band, 27 mc Transceiver..... \$39.95
only \$2 down



Y-771 5-Transistor Superhet Portable Radio (less battery) *only \$2 down* \$25.95



Y-125 Electronic VTVM (11 meg. input resistance) *only \$2 down* \$25.75



Y-143 Model "600" Tube Checker (checks over 700 types)..... \$32.95
only \$2 down

see scores of other **knight-kits**

HI-FI KITS

Stereo Preamp
60-W Stereo Amplifier
25-W Amplifier
18-W Amplifier
12-W Amplifier
HI-Fi Tuners
Speaker Systems
and others

HOBBYIST KITS

"Space-Spanner" Radio
"Ranger" Radios
"Ocean Hopper" Radio
Transistor Radios
2-Way Intercom
Electronic Lab Kits
and many others

INSTRUMENT KITS

Lab AC VTVM
VOM's
5" Scopes
Tube Checkers
Signal Tracer
Audio Generator
Sweep Generator
plus many others

AMATEUR KITS

400-Watt Transmitter
50-Watt Transmitter
Self-Powered VFO
100 kc Crystal Calibrator
Code Practice Oscillator
Grid Dip Oscillator

ONLY \$2 DOWN
on orders up to \$50;
\$5 down on orders
up to \$200.

There's a money-saving **knight-kit** for every need...see them all in **ALLIED'S 1960 CATALOG**

Describes the complete **KNIGHT-KIT** line in detail—the leading Buying Guide to everything in Electronics. Send for your **FREE** copy today!

FREE



ALLIED RADIO

ALLIED RADIO, Dept. 76-B
100 N. Western Ave., Chicago 80, Ill.

SEND FREE 1960 ALLIED CATALOG


Name _____

Address _____

City _____ Zone _____ State _____

try this simple test

... proves new
EMPIRE 98 most
perfectly balanced
transcription arm
finest for stereo
and monophonic records!



1. With an Empire 98 mounted on a turntable board and fitted with a cartridge, adjust counterweight until arm is balanced.
2. Dial stylus pressure desired (one gram for each marking on the built-in calibrated gram scale).
3. Place a record on turntable. Set stylus in groove.
4. Now, tilt the board.
5. Note: The arm remains in balance and the stylus remains in groove at every angle, even if held upside down. In the Empire 98 arm the lateral pivot is located on the "balance axis"—in a straight line with the counterweight and cartridge. Arms which place the pivot point outside the "balance axis"—will swing with every change in angle. The Empire 98 adjusts stylus pressure without disturbing the inherent balance. Once pressure is adjusted it does not vary even with warped records. Arms which move the position of the counterweight to obtain stylus pressure are inherently unbalanced because they shift the weight to the cartridge and create an inequality of mass on each side of the pivot.

WHAT ARM BALANCE MEANS TO YOU. The Empire 98 is so precisely balanced it will track a record without favoring one groove wall or the other, even on a non-level turntable. This assures equal output to both stereo channels, reduced distortion, minimum record and stylus wear. 12" arm, \$34.50

EMPIRE 88 STEREO/BALANCE CARTRIDGE. Superior moving magnet design is combined with a new 4-pole, hum-balanced construction for full channel separation, balanced high output from both channels. High vertical and lateral compliance, minimum dynamic mass and low tracking pressure reduce record and stylus wear to an absolute minimum. With diamond stylus, \$24.50



AUDIO EMPIRE precision products of Dyna-Empire Inc.
1075 Stewart Ave., Garden City, N. Y.

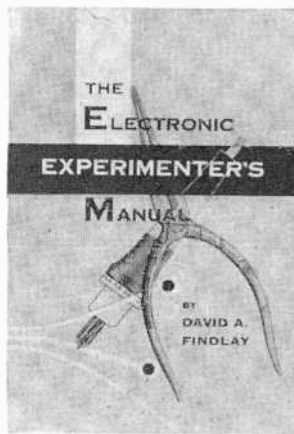
Bookshelf (Continued from page 18)

one who wants to get the most out of his electronic test equipment.



"THE ELECTRONIC EXPERIMENTER'S MANUAL" by David A. Findlay. Published by Ziff-Davis Publishing Co., One Park Ave., New York 16, N. Y. 169 pages. \$4.95.

Here is a book written exclusively for those who like nothing better than puttering with a soldering iron, an old chassis, and some electronic components. The author tells the electronic experimenter everything he needs to know about setting up his workshop—what tools and other equipment he will require, how to build a workbench, how to make special tools, etc. Also included are complete plans for building eight useful pieces of test equipment and eight interesting electronic projects. Recommended as a helpful and money-saving book for the electronics enthusiast.



Free Literature Roundup

H. H. Scott has announced a new 1960 catalog of hi-fi equipment. Included in its 20 pages are pictures of typical home installations of stereo equipment, an explanation of stereo and high fidelity, and complete descriptions and specifications for all "Stereomaster" components. Write to H. H. Scott, Inc., Dept. P, 111 Powdermill Rd., Maynard, Mass., for your copy.

Not quite free—but almost—is the new Radio Shack catalog, the "1960 Guide to Electronic Buying." Some 40,000 items of electronic merchandise are listed. Over 100 pages are devoted to hi-fi equipment and over 200 to industrial and service items. This catalog is available for 35 cents from Radio Shack Corp., 730 Commonwealth Ave., Boston 17, Mass.


**WE'RE MAKING IT EASIER THAN EVER TO BECOME A WELL PAID
RADIO-TELEVISION SERVICE TECHNICIAN**

**NOW — Just \$6 Starts You Training in
RADIO-TELEVISION**

the **SPRAYBERRY** "Learn-by-Doing" Way . . .

**25 BIG, COMPLETE KITS
of PARTS & EQUIPMENT**

To help you learn *fast* the practical side of Radio-Television, we send you expertly engineered training kits to test and assemble for interesting, valuable shop-bench practice!




• The new Sprayberry Training Television Receiver, built and tested in 5 sections.

• Now offered . . . this fine modern oscilloscope.

• You build this powerful two-band superheterodyne radio receiver.

**Big New
CATALOG
AND
Sample Lesson
FREE!**



You build the new Sprayberry tester—a complete 18-range Volt-Ohm-Milli-ammeter test meter.



*** This great industry is begging for trained men . . . to step into good paying jobs or a profitable business of their own! Our new plan opens the doors of Radio-Television wide to every ambitious man who is ready to act at once!

Men by the thousands . . . trained Radio-Television Service Technicians . . . are needed at once! Perhaps you've thought about entering this interesting, top paying field, but lack of ready money held you back. Now — just \$6 enrolls you for America's finest, most up to date home study training in Radio-Television! Unbelievable? No, the explanation is simple! We believe Radio-Television *must* have the additional men it needs as quickly as possible. We are willing to do our part by making Sprayberry Training available for less money down and on easier terms than ever before. This is your big opportunity to get the training you need . . . to step into a fine job or your own Radio-Television Service Business.

Complete Facts Free — Act Now; Offer Limited

Only a limited number of students may be accepted on this liberal and unusual basis. We urge you to act at once . . . mail the coupon below and get complete details plus our big new catalog and an actual sample lesson — *all free*. No obligation . . . no salesman will bother you.

HOME STUDY TRAINING IN SPARE TIME

Under world-famous 27-year old Sprayberry Plan, you learn entirely at home in spare time. You keep on with your present job and income. You train as fast or as slowly as you wish. You get valuable kits of parts and equipment for priceless shop-bench practice. And everything you receive, lessons and equipment alike, is all yours to keep.

LET US PROVE HOW EASILY YOU CAN LEARN!

Radio-Television needs YOU! And Sprayberry is ready to train you on better, easier terms, than any ambitious man can afford. *Just \$6 starts you!* Mail coupon today . . . let the facts speak for themselves. You have everything to gain. Let us prove the kind of opportunity in store for you!

SPRAYBERRY Academy of Radio-Television

1512 W. Jarvis Avenue, Dept. 105-G, Chicago 26, Illinois

Mail This Coupon Now — No Salesman Will Call

Sprayberry Academy of Radio-Television
Dept. 105-G, 1512 W. Jarvis Ave. Chicago 26, Ill.


Please rush all information on your ALL-NEW Radio-Television Training Plan. I understand this does not obligate me and that no salesman will call upon me. Include New Catalog and Sample Lesson FREE.

NAME Age

ADDRESS

CITY ZONE STATE





Tips and Techniques

QUICK LEAD IDENTIFICATION

To identify leads on subminiature tubes, transistors, and diodes, glue short lengths of colored spaghetti tubing on them near the base of the part. Use the same color code for all components of the same kind—sections of insulation from colored hookup wire will give you a variety of colors. You will also find that the leads will not break off easily near the body of the part if you use spaghetti in this manner.—*Bob Culter, Oswego, Ore.*

CRYSTAL STORAGE RACK

Old scraps of perforated soundproofing tiles make handy "racks" or storage containers for most standard amateur crystals.

Simply slip the pins of the crystals into the perforations, which happen to be spaced exactly right. A standard 5/8" square block will hold up to 50 crystals.—*David M. Dressler, K6MLE, Van Nuys, Calif.*

EASILY BUILT SORTING TRAY

The metal caps from discarded Aerosol spray cans, when mounted on a scrap piece of plywood or lumber, make an excellent sorting tray for machine screws, nuts, washers, rivets, eyelets, insulators, soldering lugs, or any of the other small hardware



used in the assembly of electronic projects. The caps may be attached to the wood base

MICRO ELECTRON TUBE

INTRODUCES FOR THE FIRST TIME ANYWHERE A SELECT STOCK OF USED TUBES AT A FABULOUS LOW PRICE

37¢ ea.

FOR any TUBE LISTED

Jan Surplus Tubes!

\$35 PER HUNDRED ASSTD.

ALL TUBES SENT POSTAGE PAID

Please send 25¢ handling for orders under \$5. Send 25% deposit on C.O.D. orders. Send approximate postage on Canadian and foreign orders.


MICRO ELECTRON TUBE CO.

P. O. Box 55, Dept. PE2, Park Sta., Paterson 3, N. J.

- Each and every tube is tested in our own laboratory for mutual conductance and life test.
- We guarantee FREE replacement for one year of any tube purchased from us which fails to function efficiently under any or all operating conditions. Prompt refunds are made on any defective merchandise.
- The advertised tubes are not necessarily new, but may be electrically perfect factory seconds or used tubes—each is clearly so marked.

0A2	6X6	6BN6	6SF5	72A	199C6G
02A	6Y3GT	6BJ6	6SF7	12A8	1916
1A70T	6Y4Q	6BK5	6S17	12A05	1918
1B30T	6A7	6BK7	6SK7	12A76	24A
1H4Q	6A8	6BL7QT	6SL7GT	12A77	25A5
1H9T	6A8A	6BM6	6SN7GT	12A06	28B06
1L4	6A7	6B0GT	6S07	12AV6	25DN6
1L6	6A7	6B15G	6S57	12AV7	28LGGT
1N6GT	6A05	6B2E	6T4	12AX4GT	25W4GT
1Q30T	6A07	6B27	6T8	12AX7	25Z5
1R8	6A4GT	6C1	6U8	12A27	25Z6
1S5	6A46	6C5	6V6	12B4	28
1U4	6A5	6C5	6W4GT	12B8A	35A5
1U8	6A5	6C6	6W6GT	12B87	35B5
1V2	6A5	6C6G	6X4	12B86	35C5
1X2	6A6	6C7	6X6	12B86	35C5
2A3	6A6	6C7	6X6	12B86	35C5
2A4	6A6	6C7	6X6	12B86	35C5
3BC8	6A07GT	6CL6	6Y6G	12B96	35L6GT
3B6	6A8	6CM6	7A4/XXL	12B97	35W4
3CB6	6A85	6CM7	7A5	12B06	35Y4
3CF6	6A7	6CM7	7A8	12B07	35Z9GT
3CS6	6A7	6C5E	7A7	12B07	37
3LF4	6A8	6C6	7A8	12CA6	39/44
3Q4	6AUSGT	6C6E	7B4	12J5	42
3S4	6AUS	6DQ6	7B5	12K7	43
3V4	6AUSGT	6E	7B6	12L6	45
4B07A	6AV5GT	6H6	7B7	12Q7	50A5
4B27	6AV6	6J4	7B8	12S47	50B5
5A59	6AW6	6J5	7C4	12S07	50C5
5A78	6AX4GT	6J7	7C5	12S17	50L6GT
5A8	6AX5GT	6K6GT	7C6	12S7	50X6
5A84	6BA	6K7	7C7	12S7GT	56
5B7	6BA	6K8	7C6	12S07	57
5J6	6BC5	6L7	7E7	12V6GT	58
5T8	6BD6	6N7	7F7	12W6GT	71A
5U4G	6BE6	6Q7	7F8	12X4	78
5UB	6BF5	6S5	7H7	12Z3	77
5V4C	6BF6	6S5GT	7N7	14A7/12B7	78
5V6GT	6BGG	6SA7	7Q7	14B6	80
		6SC7	7X7/XXFM	14Q7	84/624
			7Y4	19A4GT	11723
					11726

WRITE DEPT. PE-2, FOR OUR FREE COMPLETE LIST OF TUBES & SPECIAL PURPOSE TUBES



SHIP WITHOUT AN OCEAN


How do you lay a cable on the ocean floor—a cable that is connected to scores of large, heavy amplifiers? How do you “overboard” such a system in a continuous operation, without once halting the cable ship?

Bell Telephone Laboratories engineers must answer these questions in order to lay a new deep-sea telephone system designed to carry many more simultaneous conversations. They’re experimenting on dry land because it is easier and more economical than on a ship. Ideas that couldn’t even be attempted at sea are safely tested and evaluated.

In one experiment, they use a mock-up of the storage tank area of a cable ship (above). Here, they learn how amplifiers (see photo right), too rigid and heavy to be stored with the cable coils *below* decks, must be positioned *on* deck for trouble-free handling and overboarding.

Elsewhere in the Laboratories, engineers learn how best to grip the cable and control its speed, what happens as the cable with its amplifiers falls through the sea, and how fast it must be payed out to snugly fit the ocean floor. Oceanographic studies reveal the contours of the ocean bottom. Studies with naval architects show how the findings can be best put to work in actual cable ships.

This work is typical of the research and development effort that goes on at Bell Labs to bring you more and better communications services.



Experimental amplifier about to be “launched” from “cable ship.” Like a giant string of beads, amplifiers and connecting cable must be overboarded without stopping the ship.



**BELL
TELEPHONE
LABORATORIES**

WORLD CENTER OF COMMUNICATIONS
RESEARCH AND DEVELOPMENT

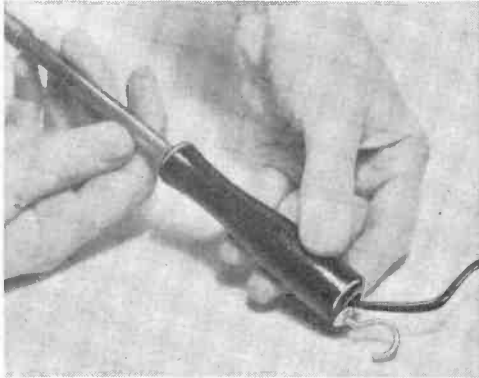
Tips

(Continued from page 22)

with broad-head roofing tacks or short wood screws.—*Louis E. Garner, Jr., Silver Spring, Md.*

SOLDERING IRON HANGER

Turning a cup-hook or screw eye into the wooden handle of your soldering iron will provide a convenient way to hang the iron up when it isn't in use. Hanging an iron



by its cord is bad practice as eventually the wires will break away from the heating ele-

ment inside the handle of the iron.—*Jerome Cunningham, Chicago, Ill.*

ALIGNMENT TOOL SOURCE

An alignment tool seems to be one of the shortest-lived accessories on the electronic test bench.

Made of plastic, these tools are burnt, broken or lost at a rapid rate. However, a visit to your local five-and-ten can provide you with two sturdy substitute alignment tools for only 25 cents. Sold at the cosmetic counter, simple man-



icuring accessories like that shown are strong and have good insulating properties. For use with smaller i.f. cans or slug-tuned

NOW YOU CAN SECURE A HIGH SALARIED • TOP PRESTIGE CAREER IN ELECTRONICS IN ONLY ONE YEAR!

ELECTRONICS is the fastest growing industry in America today, creating unlimited opportunities for high salaries, with rapid advancement in **INDUSTRY AND THE ARMED FORCES** for Bailey Trained electronic engineering technicians.

LARGE CORPORATIONS from coast to coast, and **BRANCHES OF THE ARMED FORCES** send recruiters to visit each graduating class at Bailey Tech, offering unusually high starting salaries.

BAILEY GRADUATES ARE BEING HIRED for such fascinating and interesting work as technical salesmen, research and development of guided missiles, electronic business machines and automatically controlled manufacturing plants, etc., also good **RATINGS IN THE ARMED FORCES**.

UP TO SEVEN TECHNICIANS are needed for every engineer . . . this, plus superior training is why Bailey Graduates are being paid more to start, and are advancing more rapidly than many men who have spent four years in training.

Resident training is easier and costs less than you may think! We provide housing and part-time jobs while in school, plus free nationwide employment service for graduates. If you want to quickly enter America's fastest growing and most exciting industry, write for free booklet . . . no obligation.

VETERAN APPROVED
BAILEY TECHNICAL SCHOOLS
1625 S. Grand • St. Louis 4, Mo.



This Minneapolis-Honeywell system controls hundreds of automatic manufacturing operations. Experience on live equipment is emphasized at Bailey and is another reason for the tremendous backlog of high pay positions waiting **BAILEY GRADUATES**.

MAIL TODAY

Please mail immediately this free booklet without obligation

Name _____

Address _____

City _____ State _____



**ALL TUBES
INDIVIDUALLY BOXED
UNCONDITIONALLY GUARANTEED
FOR ONE YEAR**

Send for Free Complete Tube List & Order Blank. Your Inquiry Will Put You on Our Mailing List

TELTRON SMASHES PRICES on TUBES for '60!

GIFT OFFER

ONE 6BG6G tube will be shipped FREE with any \$10.00 or more order accompanying this ad.

FREE
\$7.50 list value. Bonus box includes 3 6SN7 tubes & 25 assorted resistors & condensers with each order of \$25.00 or more of receiving tubes and special purpose tubes only.

SAVE ON ALL TUBES . . . HERE'S A PARTIAL LIST OF MOST OFTEN USED TUBES

02A	.45	6AL5	.43	6DE6	.43	12BE6	.46
1B3GT	.62	6AM8	.59	6DQ6GT	.50	12BH7	.61
1R5	.51	6AQ5	.64	6GM6	.89	12BQ6	.63
1S5	.43	6AS5	.48	6J5	.47	12BY7	.65
1U4	.51	6AU4GT	.52	6J6	.53	12CR6	.43
1U5	.51	6AU5GT	.60	6K6GT	.39	12CUG	.63
1X2	.43	6AU6	.50	6SA7	.41	12D6	.59
2A4	.62	6AV6	.43	6SA7	.45	12DQ6	.63
2B4	1.02	6AW8	.50	6SK7	.54	12E6	.44
3AU6	.55	6AX4GT	.50	6SL7GT	.45	12K7	.45
3BC5	.43	6BA6	.60	6SN7GT	.60	12SN7GT	.56
3BZ6	.58	6BB6	.46	6SQT	.71	12V6GT	.43
3C2	.45	6BB8	.56	6T8	.38	12V6GT	.43
3C6	.51	6BC5	.48	6U8	.76	12V6GT	.43
3D6	.51	6BC8	.48	6V4GT	.48	17D6	.43
3V4	.51	6BE6	.59	6V6GT	.43	19A4	.68
4C8	.69	6BF5	.48	6X4	.37	19B6GT	.60
4C8B	.75	6BF6	.51	6X4	.37	25BQ6GT	1.48
4C8C	.51	6BK5	.51	6X4	.37	25C6GT	1.19
5AM8	.51	6BK6	.75	6X8	.37	25C6GT	1.19
5AR5	.59	6BK7	.75	6X8	.37	25C6GT	1.19
5AT8	.64	6BL7GT	.78	6X8	.37	25C6GT	1.19
5AV8	.54	6BN4	.44	6X8	.37	25C6GT	1.19
5BK7	.54	6BQ6GT	.90	6X8	.37	25C6GT	1.19
5J6	.68	6BQ6GT	.90	6X8	.37	25C6GT	1.19
5T8	.61	6BQ6GT	.90	6X8	.37	25C6GT	1.19
5U4C	.43	6BQ6GT	.90	6X8	.37	25C6GT	1.19
5U4G	.43	6BQ6GT	.90	6X8	.37	25C6GT	1.19
5U4H	.45	6BQ6GT	.90	6X8	.37	25C6GT	1.19
5V8	.45	6BQ6GT	.90	6X8	.37	25C6GT	1.19
5V4G	.49	6BQ6GT	.90	6X8	.37	25C6GT	1.19
5V8	.45	6BQ6GT	.90	6X8	.37	25C6GT	1.19
5Y3GT	.55	6BQ6GT	.90	6X8	.37	25C6GT	1.19
6AB4	.30	6BQ6GT	.90	6X8	.37	25C6GT	1.19
6AF4	.65	6BQ6GT	.90	6X8	.37	25C6GT	1.19
6AG5	1.02	6BQ6GT	.90	6X8	.37	25C6GT	1.19
6AM6	.47	6BQ6GT	.90	6X8	.37	25C6GT	1.19

New and hard to get types. Prompt delivery.

10N5	.60
10G3GT/1B3	.70
2C5	.50
3AF4	1.02
4DE6	.55
4DT6	.59
5CQ8	.59
6B8	.64
6BQ5	.74
6CQ8	.59
6C8	.64
6D55	.69
8AW8	.75
8C8	.90
11C7	.74
12E6	.59
17AX4GT	.50
17D4	.50
50E5H	.59

These and many other "NEW & HARD TO GET" types in stock now. SEND APPROXIMATE COST FOR ANY TYPE EXCESS WILL BE REFUNDED.

FREE EICO TUBE TESTER



By popular demand we are repeating this fabulous offer. FREE EICO TUBE TESTER. You get this EICO tube tester kit.

CO tube tester kit #2025K ABSOLUTELY FREE when you purchase \$199.00 worth of receiving tubes from TELTRON within 60 days. Tube tester may be purchased outright for \$34.95 PREPAID. Send for FREE list on EICO test eqpt & Hi-Fi Compts.

A small portion of obsolete and seldom used tubes.

1A6	.91	7A7	.42	
1C5GT	.57	7B4	.44	
1F7R	.39	7B5	.41	
1F5C	.39	7B8	.47	
1H4G	.75	7C5	.44	
1L6	.66	7F8	.77	
1L8A	.69	7H7	.51	
1LH4	.66	7H7	.52	
1LNS	.66	7V7	.82	
3L4	.66	7Y4	.35	
5T4	.42	7Z4	.40	
6A6	1.00	12A8GT	.40	
6A7	.59	12K7GT	.40	
6AB	.40	12Q7GT	.48	
6AB7	.40	12SR7	.57	
6B7	.853	60	14A7	.43
6AQ7GT	.60	14B6	.36	
6AS7G	1.50	14Q7	.52	
6D6	.59	27	.45	
6F5GT	.44	35A5	.48	
6F6	.89	35Y4	.35	
6B7	.89	39	.49	
6B7Y	50	39/44	.39	
6B7	.43	45	.55	
6U5	.54	50A5	.48	
6U7G	.40	50X6	.53	
7A4	.40	56	.48	
XXL	.47	71A	.65	
7A6	.47	77	.55	
7A8	.46	80	.40	
FREE	Postage on all tube Specials			

New Price Schedule of TELEVISION PICTURE TUBES

PICTURE GUARANTEED FOR ONE (1) YEAR

8DP4	.60	17AVP4	15.75	21AUP4	19.25
10ABP4	.60	17EP4	13.25	21AVP4	19.25
10BP4	7.95	17CP4	17.25	21AWP4	18.75
12LP4	10.75	17GP4	17.95	21EP4	17.25
14BP4	11.75	17HP4	16.49	21FP4	19.25
14CP4	11.95	17JP4	16.49	21MP4	21.25
14QP4	13.25	17LP4	17.45	21WP4	17.25
14RP4	14.25	17OP4	13.25	21XP4	18.75
16AP4	16.45	17TP4	16.49	21YP4	17.25
16CP4	12.45	17VP4	16.49	21ZP4	17.25
16DP4	11.95	19AP4	18.25	24AP4	*
16EP4	15.95	20CP4	15.75	24BP4	27.25
16GP4	15.95	20DP5	15.75	24CP4	*
16HP4	12.49	20HP4	17.75	24TP4	*
16KP4	11.95	21ACP4	21.95	24VP4	*
16LP4	11.95	21ALP4	18.75	24WP4	*
16RP4	11.95	21AMP4	18.75	24XP4	*
16TP4	11.95	21AP4	21.25	24EP4	*
17AP4	16.75	21ATP4	19.25	27RP4	*

* Price upon request. Aluminized on any tube. \$4.00 extra. All picture tubes require a deposit on your part. Please add an additional \$3.00 on tube sizes to 17". Add \$7.00 on sizes 19" 20" 21" and 24". Your cash deposit will be refunded immediately upon receipt of your part prepaid. Picture tubes are shipped promptly from our warehouse (the U.S. Continent and Canada only) F.O.B. Harrison, New Jersey.

Receiving Tube Specials

6SN7GT A & B	Lots of 50	\$24.50
	Lots of 100	\$44.50
6W4GT	Lots of 50	\$18.95
	Lots of 100	\$34.95
12AU7 & A	Lots of 50	\$24.95
	Lots of 100	\$47.95
6AU6 & A	Lots of 50	\$18.95
	Lots of 100	\$34.95
6CBR & A	Lots of 50	\$22.95
	Lots of 100	\$41.95

PARALLEL PICTURE TUBE BRIGHTENER

Series type . . . \$1.39

AUTO VIBRATORS	6v 4 Pr. Universal	\$1.59
	12v 3 Pr. Standard	1.79
	12v 4 Pr. Standard	1.99

Tubes listed may be factory seconds or used tubes and are clearly marked.

Below listed semiconductors are widely used in electronics today. These are but a few of the hundreds of types available to you. Order what you need or write us of your requirements.

1N34	.49	1N256	19.95
1N38	.95	1N295	.30
1N60	.34	1N460A	*
1N66	.49		6.50
1N82A	1.00	1N1096	*
1N253	4.25		9.00

Heavy Duty Solder Gun Kit. 135w gun, with dual spotlight. Incl. wire soldering brush, make light wire twists and re-open old solder joints. Lg. pkg. solder. Prepd \$4.95; 3 for \$14.29

FIBER FUSE CLIPS 15c ea. 12 for \$1.65 PPD.

RCA CHEATER CORDS .39c ea. 6 for \$1.95 PPD.

Complete Outdoor All Channel Conical Antenna. Lnc'd. fringed. Incl: 5' elmt antenna w/ersh; 5-ft. mast alum; chm. mt or 7-ft. wall brkt. (state need) 8 standoffs; 50' 300-ohm wire (list \$17.17) \$7.99; lots of 3, \$7.49; FOB Harrison, N. J. Inv. divy.

Switch-Type Indoor Antenna. Shipped Postage Paid. New 6 position switch for use on UHF VHF and color Sets. Neat Pkg. Lots of 6 \$2.49

NEW LIBERAL TERMS. No minimum order. Free postage on all tube & parts orders over \$5.00 in U.S.A., APOs & Territories. 25% deposit required on CODs. Please send approximate postage on Canadian and foreign shipments. Excess will be refunded. All picture tubes and outdoor antennas shipped FOB Harrison, New Jersey.

TELTRON ELECTRIC CO.

428 Harrison Ave. Harrison, N. J. Phone HUmboldt 4-9848

DEPT. PE-2

Another outstanding plus value from University

The superb,
folded horn
TINY-MITE
enclosure
plus
The new
MODEL UC-82
2-Way
Diffaxial



Model TM-812 Tiny-Mite
Enclosure: 21¼" x
15½" x 12½" d.
\$33.75 unfinished

BOTH for only **\$50⁷⁰**



Model UC-82
8" 2-Way
Diffaxial \$16.95

Here's a high fidelity combination of fine sound and terrific value. Because the Tiny-Mite enclosure combines direct radiation with rear horn loading, it will give you excellent results wherever placed...along wall, in corner, even upside down near ceiling! Install the Model UC-82 8" Diffaxial...especially designed for small cabinet applications...and enjoy the thrill of smooth, wide-range high fidelity reproduction. Only 21¼" high, it's a natural for compact monophonic installation, or for use as a stereo pair. Attach it to your TV or radio and hear music as it should be heard. The Tiny-Mite enclosure will accommodate any of University's full line of 8" and 12" speakers, fully described in our new *Informative Guide to High Fidelity Speakers*. Write for your copy today.

Desk A-6, University Loudspeakers, Inc., White Plains, N. Y. A subsidiary of Ling-Altec Electronics, Inc.



"Golden eggs, my foot!
This goose lays
JENSEN NEEDLES!"

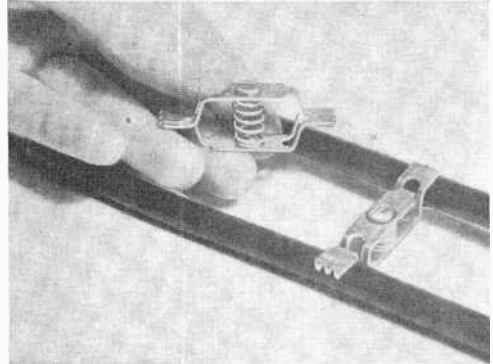
Tips

(Continued from page 24)

coils, it is a simple matter to trim down the stick with a razor blade.—*Dave Muirhead, New York, N. Y.*

DUAL-CLIP CLAMPS CABLES


A dual-clip (Mueller #22) can be used to clamp together a couple of cables that run parallel to each other. You can also attach



the cables to a wall or other surface by removing the clip screw and replacing it with a wood screw or self-tapping screw.—*John A. Comstock, Wellsboro, Pa.*

PRINTED CIRCUIT BOARD WIRING

A handy tool for trimming the ends of wires on etched or printed circuit wiring boards can be purchased at your local drug store. The type of toenail clip sold under the "Trim" brand name, among others, has fairly good steel and a straight-across cutting edge which is ideal for getting in flush to the surface of the circuit board. As long as you don't attempt to cut anything heavier than the component leads protruding through the board, the cutting edge of the clipper will remain sharp.—*David Gordon, New York, N. Y.*



CORKS FOR ANTENNAS

Have you ever wished that your beam or TV antenna wouldn't vibrate every time a little wind comes up? By simply putting
(Continued on page 30)

**DEALERS SERVICEMEN
TUBE TESTER ROUTE OPERATORS
EXPERIMENTERS
HAMS**



YOU'RE SAFE!



with **ZALYTRON** QUALITY BRAND
RADIO & TELEVISION RECEIVING TUBES

**BRAND NEW
INDIVIDUALLY BOXED**
In Famous Green & Black Carton

**GUARANTEED
FOR ONE YEAR**

We will replace all defective tubes within 12 months from date of purchase, excepting only burned out or broken tubes. Standard Customer Warranty 90 Days.

You "play ball" with "MAJOR LEAGUERS" when you buy ZALYTRON Tubes! "Tubes" are OUR MIDDLE NAME! We have been supplying tubes for many years to service dealers and Tube Tester Route Operators . . . and the ZALYTRON Brand name has achieved a reputation for quality and performance; second to none!

Yes, you "play it SAFE" with Zalytron because you get BRAND NEW Tubes:

- NOT USED • NOT PULLED from equipment • NOT REJECTS
- but Zalytron's First Quality! And, important too: by selling DIRECT to the electronics trade, we pass the middleman's profit on to our customers . . . helping them to meet and beat competition in their areas.

SEND IN A TRIAL ORDER TODAY! You'll be delighted with our speedy service — and in due time you will join our host of customer friends who rank ZALYTRON as a First Class Source of Supply for Tubes. Your Trial Order will be shipped on our FULL MONEY BACK GUARANTEE! Try ZALYTRON Tubes at OUR Risk, and JUDGE FOR YOURSELF!

TYPE	EACH	TYPE	EACH	TYPE	EACH	TYPE	EACH	TYPE	EACH
OZ4	\$.85	5CQ8	1.30	6BF5	1.35	6DQ6	1.10	12AV6	.60
1AX2	.70	5J6	.75	6BF6	.55	6DT6	.60	12AV7	.85
1B3	.95	5T8	.86	6BG6	2.25	6J5	.70	12AX4	.95
155	.60	5U4G/GB	.75	6BH6	.70	6J6	.60	12AX7	.65
1T4	.55	5U8	.75	6BH8	.90	6K6	.80	12B4	.70
1U4	.45	5V6	.55	6B16	.65	6L6	1.15	12BA6	.60
1U5	.55	5Y3GT	.55	6BK5	1.40	654	.60	12BD6	.60
1X2A/B	.95	6AB4	.55	6BK7A/B	.90	65A7	.80	12BE6	.60
2AF4	1.00	6AC7M	.90	6BL7	1.55	65C7	.80	12BH7	.80
3AF4	1.05	6AF4	1.05	6BN6	.75	65K7	.75	12BQ6	1.10
3AL5	.46	6AG5	.65	6BQ5	.70	65L7	.90	12BY7	.80
3AU6	.55	6AG7M	1.25	6BQ6	1.10	65N7	.85	12C5	.60
3AV6	.45	6AH4	1.30	6BQ7A	1.10	65Q7	.85	12CU5	.60
3BN6	.75	6AH6	1.35	6BR8	.95	6T4	1.00	12CU6	1.10
3BU8	.75	6AK5	.85	6BU8	.70	6T8	.95	12DQ6	1.10
3BY6	.60							12F8	.65
3BZ6	.60							12K5	.70
3CB6	.60							12L6	.65
3CF6	.65							12SA7	1.00
3CS6	.60							12SK7	.85
3DT6	.55							12SN7	.90
3Q4	.65							12SQ7	.90
354	.65							12V6	.55
3V4	.70							12W6	.75
4BC8	1.00							12X4	.45
4BN6	.75							19AU4	.85
4BQ7A	1.10							19T8	1.00
4B58	1.00							25AX4	1.15
4BZ7	1.10							25BQ6	1.10
4CB6	.60							25CD6	1.50
4DT6	1.00							25CU6	1.10
5AM8	.80							25DQ6	1.10
5AN8	.85							25L6	.85
5AQ5	.55							25W4	1.10
5AT8	.85							35C5	.65
5AU4	.95							35L6	1.00
5BK7	.90							35W4	.50
5BQ7	.98							35Z5	.70
5CG8	.85							50C5	.70
5CL8	.80							50L6	.75

WE PAY ALL SHIPPING CHARGES
on all orders accompanied by remittance in full.

THIS MONTH'S SPECIAL



**Philmore Citizens' Band
TRANSCIVER \$39.95**

COMPLETE KIT for 115V AC, PREPAID
INCLUDES MICROPHONE, CRYSTAL AND CABINET

Designed with the CITIZEN in mind, this kit is so carefully engineered and assembly instructions are so thoroughly worked out that ANY-ONE, even without electronic knowledge or skill, can build it—and get superlative results!

- Advanced features include:
- Any three channels individually switch-selected, with receiver and transmitter frequencies different, if desired, to meet local conditions.
 - Interchangeable power supplies for 115V AC or 6/12V DC operation.
 - Low flat modern appearance, sleek cabinet perfect for desktop, or on or under dashboard.
 - Crystal controlled transmitter.
- TC11 Transceiver for 115V AC, less antenna...\$39.95
TC612 Transceiver for interchangeable 6 & 12 V DC, less antenna...\$44.49

Above is only a partial listing of our huge tube stocks. Send today for FREE Complete up-to-date Tube Price List and Catalog. We Ship all Orders COMPLETE Same Day Received! C.O.D. ORDERS: 25% Deposit with order, balance C.O.D. plus all shipping charges. MINIMUM ORDER (Special for This Ad) \$5.00.

ZALYTRON TUBE CORPORATION
220 West 42nd Street New York 36, N. Y.
Telephone: BRyant 9-2542 **DEPT. PE-2**

FREE!
Giant New Wholesale Catalog of Radio & TV Receiving Tubes, Electronic Components. Free on Request.

To ZALYTRON Tube Corp., Dept. PE-2
220 West 42nd Street, New York 36, N. Y.
 Send FREE 1960 Catalog.

NAME _____
ADDRESS _____
CITY _____ ZONE _____ STATE _____

Lafayette Superior Quality Hi-Fi Kits

The *FINEST* . . . through research . . . engineered by *LAFAYETTE!*

KT-250 IN KIT FORM

64.50



LA-250
COMPLETELY WIRED
89.50

50 WATT INTEGRATED STEREO AMPLIFIER

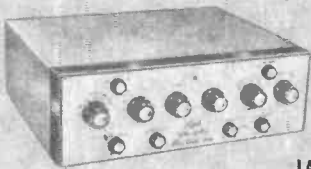
- RESPONSE 17-21,000 CPS \pm 1 DB (at normal listening level)
- UNIQUE "BLEND" CONTROL ● PREMIUM EL86 OUTPUT TUBES
- 50 WATTS MONAURAL—25 WATTS EACH STEREO CHANNEL ● CLUTCH-OPERATED VOLUME CONTROL ● SEPARATE BASS & TREBLE CONTROLS

A completely new stereo high fidelity amplifier with a high quality of reproduction, remarkable versatility and new distinctive styling. Full range of controls include a unique "blend" control for continuously variable channel separation—from full monoaural to full stereo, 4-position Selector, Made, Loudness and Phasing switches plus outputs for 4, 8 or 16 ohm speakers. Harmonic distortion less than 0.25%, IM distortion less than 1%. Hum and Noise 74 db below full output. Assembly is simple—no special skills or tools required. Complete with deluxe cabinet and legs, all parts, tubes and detailed instruction manual. Shpg. wt., 26 lbs.

KT-250 WX Stereo Amplifier Kit 5.00 Down Net 64.50
LA-250 WX Stereo Amplifier, wired & tested 5.00 Down Net 89.50

KT-600 IN KIT FORM

79.50



LA-600
COMPLETELY WIRED
134.50

PROFESSIONAL STEREO CONTROL CENTER


- RESPONSE 5-40,000 CPS \pm 1 DB ● UNIQUE STEREO & MONAURAL CONTROL FEATURES ● PRECISE "NULL" BALANCING SYSTEM ● CONCENTRIC INPUT LEVEL CONTROLS

A truly professional stereo preamplifier and master audio control center—solves every stereo/monaural control problem. Features unique Bridge Control for variable cross-channel feed for elimination of exaggerated channel separation effects—plus controlled 3rd channel output. Has all-concentric controls—including clutch-operated Volume Balance control. Provides complete and advanced facilities for accepting, controlling and providing undistorted gain for any and all program sources. Sensitivity 2.2 mv for 1 volt out (low level inputs). Dual low impedance "plate follower" outputs 1500 ohms. Response 5-40,000 cps \pm 1 db. Less than .03% IM distortion. Less than .1% harmonic distortion. Hum and noise 80 db below 2 volts (high level inputs). Uses 7 new 7025 low-noise dual triodes. Size: 14"x4 1/2"x10 3/4". Shpg. wt., 16 lbs. Complete with all parts, tubes, deluxe cabinet and detailed instruction manual.

KT-600 WX Stereo Preamp Kit 5.00 Down Net 79.50
LA-600 WX Stereo Preamp, wired and tested 5.00 Down Net 134.50

KT-310 IN KIT FORM

47.50



LA-310
COMPLETELY WIRED
72.50

STEREO / MONAURAL POWER AMPLIFIER KIT

- 36 WATT STEREO AMPLIFIER—18 WATTS EACH CHANNEL ● EMPLOYS 4 PREMIUM-TYPE 7189 TUBES ● 2 PRINTED CIRCUIT BOARDS FOR SIMPLIFIED WIRING ● RESPONSE BETTER THAN 35-30,000 CPS \pm 1/2 DB AT 18 WATTS ● LESS THAN 1% HARMONIC OR IM DISTORTION

A superb basic stereo amplifier in easy-to-build kit form. Unit may be used with a stereo preamplifier to provide two 18 watt stereo channels or, at the flick of a switch, as a fine 36 watt monaural amplifier. Controls include 2 input volume controls, Channel Reverse switch and Monaural-Stereo switch. Dual outputs for 4, 8, 16 or 32 ohm speakers. Input sensitivity .45 volts per channel for full output. Tubes are 2-6AN8, 4-7189, GZ-34 rectifier. Sizes 10-9/16" d x 5 1/4" h x 13 1/4" w. Complete kit with cage, all parts, tubes and detailed instruction manual. wt., 22 lbs.

KT-310 WX Stereo Power Amplifier Kit 2.00 Down Net 47.50
LA-310 WX Stereo Power Amplifier, wired and tested 5.00 Down Net 72.50

KT-500 IN KIT FORM

74.50



LT-50
COMPLETELY WIRED
124.50

FM-AM STEREO TUNER KIT

- 11 Tubes (4 dual-purpose) + Tuning Eye + Selenium rectifier provide 17 tube performance ● Multiplex Output for new Stereo FM ● Armstrong Circuit with Dual Limiters and Foster-Seely Discriminator ● Extreme Sensitivity and Wide Frequency Response.

A precision engineered, highly stable tuner—perfect for lifelike stereo FM-AM broadcast reception, FM reception and/or AM reception. Features separate tuning and volume controls for AM and FM. Magic eye an AM and FM, plus automatic frequency control on FM for accurate tuning—stations are "locked" in. Other deluxe features include double cathode follower outputs and 5-position Function Selector. Efficient, broadband circuitry on AM with built-in antenna. FM section features include 2 microvolts sensitivity for 30 db quieting, frequency response 20-20,000 cps \pm 1/2 db and full 200 KC bandwidth. Two printed circuit boards make wiring simple—even for such a complex unit. Complete kit includes all parts, deluxe cabinet and detailed instruction manual. Size is 13 1/4" W x 10 3/4" D x 4 1/2" H. wt., 22 lbs.

KT-500 WX FM-AM Stereo Tuner Kit 5.00 Down Net 74.50
LT-50 WX Same as above, wired & tested 5.00 Down Net 124.50

KT-236

IN KIT FORM



52.50

36-WATT INTEGRATED STEREO AMPLIFIER KIT

- 36-WATTS MONAURALLY—18 WATTS PER CHANNEL ● FREQUENCY RESPONSE 15-30,000 CPS \pm 1 DB ● UNIQUE "BLEND" CONTROL ● CONCENTRIC CLUTCH-OPERATED VOLUME CONTROL ● DUAL CONCENTRIC BASS AND TREBLE CONTROLS ● 4-EL84 TUBES IN PUSH PULL

This exciting new amplifier kit combines dual preamplifiers and dual 18 watt power amplifiers on one compact chassis. Instant selection from monophonic to stereophonic is provided by the turn of a switch. An amazing new "Blend" control gives continuously variable channel separation from full monophonic to full stereo. The concentric clutch-operated volume control offers independent or simultaneous level adjustments of both channels. Dual concentric bass and treble controls furnish 4 independent tonal adjustments. Harmonic distortion less than 0.15% at normal listening level. 1.M distortion is less than .3%. Hum and noise 70 db below rated output. Complete with cage, legs and detailed instructions. Shpg. wt., 24 lbs.

KT-236 WX Stereo Amplifier Kit 5.00 Down Net 52.50

Lafayette Radio

165-08 Liberty Ave. JAMAICA, N. Y.
AXtel 1-7000

NEW YORK, N. Y.
100 6th Ave.
Worth 6-5300

BOSTON, MASS.
110 Federal St.
Hubbard 2-7850

BRONX, N. Y.
542 E. Fardham Rd.
Fordham 7-813

NEWARK, N. J.
24 Central Ave.
Market 2-1661

PLAINFIELD, N. J.
139 W. 2nd St.
Plainfield 6-4718

NEW! *Lafayette* 50 Watt Complete Stereo Phono System



LAFAYETTE LA-250

NEW GE VR-22

WOOD BASE

GARRARD RC121/11

(OPTIONAL)

LAFAYETTE ELIPTOFLEX

LAFAYETTE SK-58

COMPONENTS

LAFAYETTE LA-250 50-WATT AMPLIFIER	89.50
NEW GE VR-22 (.7 MIL) DIAMOND STEREO CARTRIDGE	24.45
GARRARD RC 121/11 STEREO CHANGER	41.65
LAFAYETTE WOOD CHANGER BASE	3.95
2- LAFAYETTE SK-58 FAMOUS FREE EDGE	
12" COAXIAL SPEAKERS @ 29.50	59.00

REGULAR CATALOG PRICE ~~218.55~~

COMPLETE STEREO SYSTEM

174.50

You Save **44.05**

YOUR GUARANTEED BEST STEREO SYSTEM BUY!

This superb system will add a new dimension in living to your home with all the excitement and realism of a live concert. The new Lafayette LA-250, 50-watt stereo amplifier (25 watts each channel) forms the heart of this outstanding stereo hi-fi phonograph music system—the features, versatility and advanced circuitry of this unit are second to none. Also included is the famous Garrard RC121/11 intermix 4-speed automatic record changer with full manual or automatic operation supplied with your choice of stereo cartridges—the new GE VR-22 (.7 Mil) diamond stereo cartridge, Pickering 371-7D (.7 Mil) diamond stereo cartridge, Shure M7D (.7 Mil) diamond stereo cartridge or the new Electro-Voice 31 MD7 (.7 Mil) diamond stereo cartridge. Supplied with the Lafayette wood base cut for the RC121 in your choice of finishes. These outstanding components are coupled with the 2 famous free edge Lafayette SK-58 12" Coaxial speakers with built-in crossover network and brilliance level control. System supplied with plugs, cables and simple instructions. Shpg. wt., 67 lbs.

- HF-681 WX Hi-Fi STEREO PHONO SYSTEM with choice of cartridge and mahogany, walnut or blond changer base (please specify) 5.00 Down Net 174.50
- HF-683 WX Same as HF-681, but with 2 Laf Eliptoflex Series Bookshelf Enclosures (please specify finish). Shpg. wt., 143 lbs. 10.00 Down Net 229.95
- HF-682 WX Stereo AM-FM-Phono System. Same as HF-681 but including the Lafayette LT-59 stereo tuner. Shpg. wt., 85 lbs. 10.00 Down Net 287.50

Our
39th
Year



Leaders in Hi-Fi

The most complete selection and largest stocks of hi-fi components and systems—available for immediate delivery at the lowest possible prices. Save even more on Lafayette endorsed "best-buy" complete systems.

Lafayette Radio

"Everything in Electronics"

FREE! 1960 CATALOG

308 GIANT SIZED PAGES!

The Complete Catalog Featuring
"The Best Buys In The Business"

FOR THE NEWEST AND FINEST IN
STEREOPHONIC HI-FI EQUIPMENT AND SYSTEMS

- TAPE RECORDERS ● PUBLIC ADDRESS SYSTEMS
- AMATEUR EQUIPMENT ● INDUSTRIAL SUPPLIES
- MINIATURE COMPONENTS ● RADIO & TV TUBES AND PARTS
- EXCLUSIVE LAFAYETTE TRANSISTOR & HI-FI KITS

Send for Lafayette's FREE Catalog—the most complete, up-to-the-minute electronic supply catalog crammed full of everything in electronics at our customary down-to-earth money-saving prices.

A "must" for the economy-minded hi-fi enthusiast, experimenter, hobbyist, engineer, technician, student, serviceman and dealer.

FREE

LAFAYETTE RADIO, Dept. 1B-6
P.O. Box 222, Jamaica 31, N. Y.
308 GIANT SIZED PAGES — FREE



Name

Address

City State

IMPROVE

your
Amplifier
in
5 ways



with the
Amperex®
GZ34/5AR4
RECTIFIER

A LOW-IMPEDANCE, INDIRECTLY HEATED, FULL-WAVE RECTIFIER WITH 250 MA OUTPUT CAPACITY

The unique AMPEREX GZ34 replaces with-out circuit changes, in the majority of amplifier circuits, an entire line of popular, heavy-duty 5-volt rectifiers—5U4G, 5V4G, 5T4, etc.—with the following benefits:

- Better voltage regulation due to lowered power supply impedance;
- Higher power supply output voltage for more power;
- Added filter condenser protection due to reduced surge;
- Cooler operation due to lower voltage drop;
- Protection of costly power output tubes through delayed warm-up.

OTHER **Amperex** TUBES FOR HIGH-FIDELITY AUDIO APPLICATIONS:

EL84/6BQ5	9-pin power pentode; 17 W PP
6CA7/EL34	High-power pentode; 100 W PP
EF86/6Z67	Low-noise high- μ pentode
ECC81/12AT7	Low-noise medium- μ dual triode
ECC82/12AU7	Low-noise low- μ dual triode
ECC83/12AX7	Low-noise high- μ dual triode
ECC85/6AQ8	High- μ dual triode for FM tuners
EZ80/6V4	9-pin rectifier; cathode; 90 ma.
EZ81/6CA4	9-pin rectifier; cathode; 150 ma.

At All Leading Electronic Parts Distributors



Amperex
ELECTRONIC CORP.

230 Duffy Ave., Hicksville, Long Island, N.Y.

Tips

(Continued from page 26)

corks in the open ends of each element and making sure they are snug-fitting, this vibration can be cured to some extent. Also put a cork in the top opening of your vertical mast to prevent rain and snow from falling into it and causing it to rust.—*Emil Kasprzyk, Jr., Floresville, Texas*

ALLIGATOR CLIP TEST PROBE

You can free the hand that usually holds the "hot" lead of a VOM or VTVM test probe by making yourself an alligator clip test probe. Simply solder a suitable alligator clip to a standard phone tip jack as shown. The tip of the test probe will fit perfectly into the phone tip jack, thus providing an ideal means of keep-



ing the meter in the circuit during lengthy test proceedings.—*H. Leeper, Canton, Ohio*

CHECK TUBES FOR AIR LEAKAGE

To check a vacuum tube for air leakage, simply look at the color of the getter material inside of the tube. The getter is used to trap residual air which is left in the tube after manufacturing and is normally a dark, shiny black as seen from the outside of the tube. If air leaks into the tube over a period of time because of a crack or other fault, the getter material will turn white.—*Bob Culter, Oswego, Ore.*

"RECAP" FRICTION DRIVE WHEELS

When the rubber wheels of an auto-radio's friction-drive tuning mechanism become worn, the dial tends to slip. Often the wheels are so worn and glazed that use of ordinary non-slip compound doesn't help. If this is the case, try "recapping" each tire with a strip of electrician's plastic tape. Clean and sand each tire lightly before applying the tape. This is at least a good temporary repair until an exact replacement set of drive wheels can be obtained.

—*James Clifford, Detroit, Mich.*

—30—



TD-124
Turntable \$99.75 net.
(Base only \$9.00)

A pleasure to buy...

Thorens has thought of many ways to make buying a Thorens TD-124 a distinct pleasure. A Thorens franchised dealer is a man of broad knowledge and ability, can command your immediate respect, That's why there aren't too many of them. The service after you buy is just as important as the initial sale. You get an almost unheard of full one year guarantee. All this in addition to "music as it's meant to be heard." See your Thorens dealer tomorrow... you're in for a real treat.



THORENS

Guaranteed for one full year. Sold only through carefully selected franchised dealers.

SWISS MADE PRODUCTS HI-FI COMPONENTS • MUSIC BOXES
SPRING-POWERED SHAVERS • LIGHTERS • New Hyde Park, New York

a continuing pleasure to own!

No other turntable combines all these features. The Thorens TD-124 gives you...

- 4 speeds—plays any record you have or can buy.
- Easy-to-use illuminated strobe lets you set exact record speed for best musical reproduction while record is playing.

Extra heavy table (11 1/2 lbs.) for extra smooth running... includes light-weight aluminum cueing table.

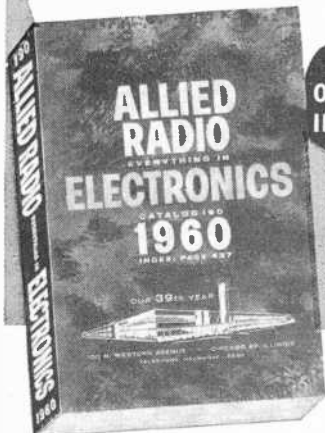
- Built-in level with easy-to-get-at fingertip control.
- Easy arm installation or change.
- Motor operates on 50/60 cps, any voltage from 100 to 250.

This isn't all... when you see it, you'll agree that this is the turntable you've been waiting for.

FREE

it's value-packed...
SEND FOR IT!

ALLIED'S MONEY-SAVING 1960 ELECTRONIC SUPPLY CATALOG



**SAVE
ON EVERYTHING
IN ELECTRONICS**

ONLY \$2 DOWN
on orders up to \$50;
only \$5 down on
orders up to \$200;
\$10 down over \$200.



Largest Selection—Lowest Prices

Send for the most widely used buying guide to everything in Electronics for Builders, Experimenters, Hi-Fi fans, Amateurs, Servicemen and Engineers. Save on:

- KNIGHT-KITS®—Best in Build-Your-Own
- Everything in Stereo Hi-Fi
- Hi-Fi Music Systems and Components
- Tape Recorders & Phono Equipment
- TV Tubes, Antennas, Accessories
- Parts, Tubes, Transistors
- Everything in Tools & Technical Books
- Amateur Station Equipment
- Public Address & Paging Systems
- Latest Test & Lab Instruments

SAVE on everything in Electronics at ALLIED—get fastest service, expert personal help, guaranteed satisfaction. Send today for your FREE 1960 ALLIED Catalog.

our 39th year



ALLIED RADIO CORP., Dept. 79-B
100 N. Western Ave., Chicago 80, Ill.

Rush FREE 1960 ALLIED Catalog.

Name _____

Address _____

City _____ Zone _____ State _____


**SEND FOR
FREE
CATALOG**



NEW products

FM TUNER


Features of the Model 311D wide-band FM tuner recently announced by *H. H. Scott*, 111 Powdermill Rd., Maynard, Mass., include drift-free performance and a sensitivity of 2 microvolts for 20 db quieting



(IHFM rating is 3 microvolts). A rotary knob and dial assembly insures tuning ease. Price, \$126.75.

DEPTH SOUNDER KIT

Completely transistorized, the Model DS-1 depth sounder kit now available from the *Heath Company*, Benton Harbor, Mich., indicates depth and type of bottom from 0 to 100 feet. The dial is calibrated in 1-foot divisions. Power is provided by six flashlight cells and one long-life mercury bat-



tery. All external and internal metal parts are treated to resist corrosion. Measuring 9" x 5 1/8" x 6", the cabinet is finished in two-tone green. Price, \$69.95.

METAL CABINETS

Three sizes of metal custom cabinets are being offered by *Johnson and Co.*, Eatontown, N. J. Constructed of heavy gauge

Always say you saw it in—POPULAR ELECTRONICS

We'd like to send you these important new books for a 7-day free trial examination



CITIZENS RADIO Leo G. Sands


Here is the first complete book on Citizens Radio Operation. Ever since the initial use of 2-way radiotelephone by police departments, this field has been growing in importance and application. Now, with more than a million vehicles equipped for its use, Citizens Radio is a major phase of the electronics field. This important new volume covers every aspect of the field—its history, rules, and everything about how it works—in seven big chapters with one hundred major sections. You'll learn exactly what Citizens Radio is, its applications, what equipment you need, the full story on receiver circuits and transmitters, antennas, installation, and maintenance, full FCC rulings, how to apply for licenses, etc. Many illustrations.

\$4.95

COMPUTERS AND HOW THEY WORK by James Fahnstock

Here is a fact-filled exciting guidebook to the wonderworld of electronic computers, with more than 120 illustrations and easy-to-follow tables in 10 big chapters. Step by step, you'll see and understand the workings of every type of computer ever used. This important new book illustrates the basic principles of computers in methods that require no knowledge of electronics. You'll learn all about computer memories, flip-flops and the binary counting system. You'll learn the mathematical language of computers where $1 + 1 = 10$. Other chapters show you how computers use tubes and transistors to make complex logical decisions in thousandths of a second. **COMPUTERS AND HOW THEY WORK** is must reading for career minded students and for electronics pros who want a more complete knowledge of this field.

\$4.95



THE ELECTRONIC EXPERIMENTER'S MANUAL by David A. Findlay

With a few dollars worth of basic tools, and this book to guide you, you can explore the magic of electronics experimentation more completely than ever before. In a few short hours, you'll start your first project. You'll learn about every component used in experimentation, every tool, its function and why it is used. There are 10 big sections, each covering a specific phase of construction. There's a giant section of projects you can build, test equipment you'll construct and use in your future work. **THE ELECTRONIC EXPERIMENTER'S MANUAL** will give you the professional know-how you must have no matter what phase of electronics is your specialty.

\$4.95

7 DAY FREE EXAMINATION

When your books arrive, read and enjoy their diversity of contents, the thoroughness of their coverage. Then after seven days examination, if you decide that they are not everything you want, send them back and receive a complete refund of the purchase price.

USE THIS CERTIFICATE FOR 7 DAY FREE EXAMINATION

ELECTRONICS BOOK SERVICE • A Division of the Ziff-Davis Publishing Co.
434 S. Wabash Ave., Chicago 5, Ill.

Please send me _____ copies of **CITIZENS RADIO** and bill me at only \$4.95 a copy plus a few cents postage.

Please send me _____ copies of **COMPUTERS AND HOW THEY WORK**, and bill me at only \$4.95 a copy plus a few cents postage.

Please send me _____ copies of **THE ELECTRONIC EXPERIMENTER'S MANUAL**, and bill me at only \$4.95 a copy plus a few cents postage.

If I don't agree that this is one of the best electronics investments I've ever made, I may return the book(s) within seven days and get a full refund.

\$_____ enclosed. (SAVE MONEY! Enclose payment with your order and we'll pay the postage.)

Name _____


Address _____

City _____ Zone _____ State _____

PE29D

FREE!

H. H. Scott Helps You
PLAN FOR STEREO
With New Hi Fi Guide
and Catalog



H. H. Scott Inc., 111 Powdermill Road, Dept. PE-2, Maynard, Mass.

Rush me your **FREE** Hi Fi Guide and catalog to help me plan my stereo system.

Name.....

Address.....

City.....State.....

**Better Contacts over Longer
Distance on the new 11 meter
CITIZEN BAND**

with **HELI-WHIP**
MOBILE ANTENNAS

**New Reduced Prices
on Ham Band * HELI-WHIPS**

Make the most of your 5-watt input on the 11 meter Citizen Band... with a Mark HELI-WHIP. You actually get 2 to 3 times more radiated power over long base loaded whips. Good looking... HELI-WHIPS are made of plastic coated Fibreglass - virtually indestructible. 10-11 and 15 meter models only 4 feet long. Available for all bands. Match 52 ohm coax. Very low v.s.w.r. Amateur net price \$9.95.

**NEW HELI-WHIP DIPOLES
for your fixed station**

3 band HELI-WHIP now only \$19.50

Order from your parts jobber... write for complete ham facts

* PATENT APPLIED FOR


MARK MOBILE, Inc.
5439 Fargo Avenue, Dept. P-20
Skokie, Illinois
Phone: ORchard 5-1500



products

(Continued from page 32)


steel with perforated metal front plates, they are useful in housing many types of electronic equipment. Prices: Model 46BG



(4" h x 6 1/4" w x 4 1/4" d), \$5.75; Model 57BG (5" h x 7 1/2" w x 5 1/4" d), \$8.95; Model 711BG (6 1/2" h x 11 1/4" w x 7 1/4" d), \$11.50.

TUNABLE SPEAKER ENCLOSURES

Argos Products Co., Genoa, Ill., has announced that all Argos hi-fi speaker enclosures now incorporate tuning tubes that allow the enclosures to be tuned to match any standard hi-fi loudspeaker. The tuning procedure is quite simple, involving only the shortening of the tuning tube to a



length specified in the literature which accompanies the enclosure. Extra tuning tubes are available from the factory at nominal cost in the event that an enclosure is used at a later date with a speaker of different resonance.

HIGH-POWER STEREO AMPLIFIER

The Knight KN-760 stereo amplifier, recently announced by Allied Radio Corp., 100 North Western Ave., Chicago 80, Ill., delivers 30 watts per channel in stereo operation and 60 watts when used with mono program sources. Features include a continuously variable channel separation control, a three-position loudness contour switch, scratch and rumble filters, and

(Continued on page 38)

Learn Radio-TV Electronics

*by Practicing
at Home in
Spare Time*

Without Extra Charge

You Get special NRI kits developed to give actual experience with Radio-TV equipment. You build, test, experiment with receiver or broadcasting circuits. Keep all equipment.



Have High Pay, Prestige, Good Future as a Skilled Radio-TV Electronic Technician

People *look up to* and depend on the Technician, more than ever before. His opportunities are great and are increasing. Become a Radio-TV Electronic Technician. At home, and in your spare time, *you* can learn to do this interesting, satisfying work—qualify for important pay.

A steady stream of new Electronic products is increasing the job and promotion opportunities for Radio-Television Electronic Technicians. Right now, a solid, proven field of opportunity for good pay is servicing the tens of millions of Television and Radio sets now in use. The hundreds of Radio and TV Stations on the air offer interesting jobs for Operators and Technicians.

More Money Soon—Make \$10 to \$15 a Week Extra Fixing Sets in Spare Time

NRI students find it easy and profitable to start fixing sets for friends a few months after enrolling, pick up \$10, \$15 and more a week extra spending money. Many who start in spare time soon build full time Radio-Television businesses.

Act Now—See What NRI Can Do for You NRI has devoted 40 years to developing simplified practical training methods.

You train at home, learn by doing.
NATIONAL RADIO INSTITUTE
Wash. 16, D. C.



NRI Has Trained Thousands for Successful Careers in Radio-TV



Studio Engr., Stollen KATV
"I am now Studio Engineer at Television Station KATV. Before enrolling, I was held back by limitation of a sixth grade education." BILLY SANCHEZ, Pine Bluff, Ark.



Has All the Work He Can Do
"I have repaired more than 2,000 TV and Radio sets a year. NRI training certainly proved to be a good foundation." H. R. GORDON, Milledgeville, Georgia



Has Good Part Time Business
"Early in my training I started servicing sets. Now have completely equipped shop. NRI is the backbone of my progress." E. A. BREDA, Tacoma, Washington

SEE OTHER SIDE

Cut Out and Mail This Card—No Stamp Needed

Sample Lesson and Catalog Both Sent FREE

OLDEST & LARGEST HOME STUDY RADIO-TV SCHOOL
National Radio Institute
Dept. 6, Washington 16, D.C.

Please send me sample lesson of your Radio-Television Training and Catalog FREE. (No salesman will call.)

Name.....Age.....

Address.....

City.....Zone.....State.....

ACCREDITED MEMBER NATIONAL HOME STUDY COUNCIL

How Electricity
is Produced
for Electronics

Job and Career
Opportunities
in RADIO
TELEVISION
ELECTRONICS

NRI SUPPLIES LEARN-BY-DOING KITS WITHOUT EXTRA CHARGE
Technical Know-How Pays Off in Interesting, Important Work



YOU BUILD AC-DC Superhet Receiver

NRI Servicing Course includes all needed parts. By introducing defects you get actual servicing experience practicing with this modern receiver. Learn-by-doing.



YOU BUILD Broadcasting Transmitter

As part of NRI Communications Course you build this low power Transmitter, learn commercial broadcasting operators' methods, procedures. Train for your FCC Commercial Operator's License.



YOU BUILD This 17 Inch Television Receiver

As part of your NRI course you can get all components, tubes, including 17" picture tube, to build this latest style Television receiver; get actual practice on TV circuits.

YOU BUILD Vacuum Tube Voltmeter

Use it to earn extra cash fixing neighbors' sets; bring to life theory you learn from NRI's easy-to-understand texts.



For Higher Pay, Better Jobs
Be a Radio-TV Electronic Technician



Servicing Needs More Trained Men

Portable TV, Hi-Fi, Transistors, Color TV are making new demands for trained Technicians. Good opportunities for spare time earnings or a business of your own. Enjoy prestige.



Train at Home the NRI Way Famous for Over 40 Years

NRI is America's oldest and largest home study Radio-Television school. The more than 40 years' experience training men, the outstanding reputation and record of this school—benefits you many ways. Successful graduates are everywhere, in small towns, big cities. You train in your own home, keep your present job while learning. Let us send you an actual lesson, judge for yourself how easy it is to learn.

No Experience Necessary – NRI Sends Many Kits for Practical Experience

You don't have to know anything about electricity or Radio to understand and succeed with NRI Course. Clearly written, illustrated NRI lessons teach Radio-TV-Electronic principles. You get NRI kits for practical experience. All equipment is yours to keep. Mailing the postage-free card may be one of the most important acts of your life. Do it now. Reasonable tuition, low monthly payments available. National Radio Institute, Wash. 16, D.C.

Broadcasting Offers Satisfying Careers

4000 TV and Radio stations offer interesting positions. Govt. Radio, Police, Two-Way Communications are growing fields. Trained TV-Radio Operators have a bright future.



NRI Graduates Do Important Work



NRI Course Easy to Understand
 "Opened my own shop before receiving diploma. I am independent in my own business." D. P. CRESSEY, Stockton, California.

Works on Color TV
 "NRI changed my whole life. If I had not taken the course, probably would still be a fireman, struggling along." J. F. MELINE, New York.

FIRST CLASS
 Permit No. 20-R
 (Sec. 34.9, P. L. & R.)
 Washington, D.C.

BUSINESS REPLY CARD
 No Postage Stamp Necessary if Mailed in the United States

POSTAGE WILL BE PAID BY
NATIONAL RADIO INSTITUTE
3939 Wisconsin Avenue
Washington 16, D.C.

See Other Side
SAMPLE LESSON
64-page CATALOG
both FREE




INTERNATIONAL'S NEW Executive Citizens Band TRANSCIVER

A complete two-way radio station providing dependable communication at the flip of a switch.

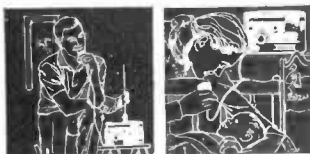
The new smartly-styled, sturdily built Executive Transceiver is the answer for today's Citizens Radio Service. Used in matched pairs, the International Executives are effective between fixed or mobile points.

The ideal two-way radio for business • farming • ranching • construction • boats • fishing • hunting • warehouses • storage yards • factories.


Business




Home



Sports



Farm



Executive Citizens Band Transceiver complete with one Channel 9 transmit crystal, AC power cord and operating instructions.....**\$169.95**

(See your local dealer.)

FEATURES

Push-to-talk operation, 3 crystal controlled transmit positions, two crystal controlled receive positions, dual conversion superheterodyne receiver tuning all 23 channels. Five watts plate input. Crisp and clear full modulation. Series Gated automatic noise limiter. 2.5 audio output. Fifteen tube performance. The Executive has 10 tubes and 1 diode. Four tubes are multi-purpose. Universal power supply, 6 VDC, 12 VDC, 115 VAC is built-in. Certified tolerance .005%. Size 5½" x 8½" x 9". Weighs only 12 pounds.

WRITE FOR INTERNATIONAL'S 1960 COMPLETE CATALOG

INTERNATIONAL
CRYSTAL MANUFACTURING COMPANY, INC.

18 NORTH LEE • OKLAHOMA CITY, OKLAHOMA

Complete Training

FOR BETTER RADIO-TV SERVICE JOBS



Let these two great Ghirardi training books teach you to handle all types of AM, FM and TV service jobs by approved professional methods—and watch your efficiency and earnings soar!

Each book is a complete service training guide. Each contains complete data on modern methods and equipment—NOT a re-hash of old, out-of-date material. Each is co-authored by A. A. Ghirardi whose famous RADIO PHYSICS COURSE and MODERN RADIO SERVICING were, for 20 years, more widely used for military, school and home study training than any other books of their type!

THE NEW Ghirardi RADIO-TV SERVICE LIBRARY

Almost 1500 pages and over 800 clear illustrations show step-by-step how to handle every phase of troubleshooting and servicing.

1—Radio and Television Receiver TROUBLESHOOTING AND REPAIR

A complete guide to profitable professional methods. For the beginner, it is a comprehensive training course. For the experienced serviceman, it is a quick way to "brush up" on specific jobs; to develop improved techniques or to find fast answers to puzzling service problems. Includes invaluable "step-by-step" service charts. 520 pages, 417 illus., price \$7.50 separately.

2—Radio and Television Receiver CIRCUITRY AND OPERATION

This 669-page volume is the ideal guide for servicemen who realize it pays to know what really makes modern radio-TV receivers "tick" and why. Gives a complete understanding of basic circuits and circuit variations; how to recognize them at a glance; how to eliminate guesswork and useless testing in servicing them. 417 illus. Price separately \$6.75.

Special low price . . . you save \$1.25

If broken into lesson form and sent to you as a "course," you'd regard these two great books as a bargain at \$30 or more! Under this new offer, you save \$1.25 on the price of the two books—and have the privilege of paying in easy installments while you use them! No lessons to wait for. You learn fast—and right!

STUDY 10 DAYS FREE!

Dept. PE-20, RINEHART & CO., Inc.
232 Madison Ave., New York 16, N. Y.

Send books below for 10-day FREE EXAMINATION. In 10 days I will either remit price indicated (plus postage) or return books postpaid and owe you nothing.

Radio & TV Receiver TROUBLESHOOTING & REPAIR (Price \$7.50 separately)

Radio & TV CIRCUITRY & OPERATION (Price \$6.75)

Check here for MONEY-SAVING COMBINATION OFFER. Save \$1.25. Send both of above big books at special price of only \$13.00 for the two. (Regular price \$14.25 . . . you save \$1.25.) Payable at rate of \$4 plus postage after 10 days if you decide to keep books and \$3 a month for 3 months until the total of \$13.00 has been paid.

Name

Address


City, Zone, State

Outside U.S.A.—\$8.00 for TROUBLESHOOTING & REPAIR; \$7.25 for CIRCUITRY & OPERATION; \$14.00 for both. Cash only, but money refunded if you return books in 10 days.

products

(Continued from page 34)

clutch-mounted tone controls. Frequency response is from 25 to 20,000 cps ± 0.5 db at 60 watts. At full output, harmonic dis-



tortion is less than 0.75% and IM distortion is less than 2%. The power supply uses silicon diodes for good voltage regulation and long life. Price, \$149.95.

CAPACITOR SUBSTITUTION BOX


An eight-position capacitor substitution box is available from *Olson Radio Corp.*, 260 South

Forge St., Akron, Ohio. The Model SW-142 offers capacitances of .25, .1, .05, .02, .01, .005, .002, .001 μ f. The capacitors are rated at 600 volts and are impervious to moisture. Test leads and clips are included. Price, \$3.00.



STEREO PREAMP KIT

The Model S1001 stereo preamplifier kit recently announced by *Acro Products Co.*, Kit Div., 410 Shurs Lane, Philadelphia 28,



Pa., has separate treble and bass controls for each channel, seven inputs for each channel, scratch and rumble filters, input

BECOME A RADIO TECHNICIAN For Only \$22.95

EDU-16 RADIO

Reg. U. S.
Pat. Off.

CIRCUITS AT HOME

All Guaranteed to Work!

Progressive Radio "Edu-Kit"®

PRACTICAL HOME RADIO COURSE only **\$22.95**



NOW INCLUDES

- ★ 12 RECEIVERS
- ★ TRANSMITTER
- ★ SIGNAL TRACER
- ★ SIGNAL INJECTOR
- ★ CODE OSCILLATOR
- ★ No Knowledge of Radio Necessary
- ★ No Additional Parts or Tools Needed

Unconditional Money-Back Guarantee

It is understood and agreed that should the Progressive Radio "Edu-Kit" be returned to Progressive "Edu-Kits" Inc. for any reason whatever, the purchase price will be refunded in full, without quibble or question, and without delay.

The high recognition which Progressive "Edu-Kits" Inc. has earned through its many years of service to the public is due to its unconditional insistence upon the maintenance of perfect engineering, the highest instructional standards, and 100% adherence to its Unconditional Money-Back Guarantee. As a result, we do not have a single dissatisfied customer throughout the entire world.

YOU DON'T HAVE TO SPEND HUNDREDS OF DOLLARS FOR A RADIO COURSE

FREE EXTRAS

• SET OF TOOLS

- SOLDERING IRON
- ELECTRONICS TESTER
- PLIERS-CUTTERS
- ALIGNMENT TOOL
- WRENCH SET
- VALUABLE DISCOUNT CARD
- CERTIFICATE OF MERIT
- TESTER INSTRUCTION MANUAL
- HIGH FIDELITY GUIDE • QUIZZES
- TELEVISION BOOK • RADIO TROUBLE-SHOOTING BOOK
- MEMBERSHIP IN RADIO-TV CLUB: CONSULTATION SERVICE • FCC AMATEUR LICENSE TRAINING
- PRINTED CIRCUITRY

The "Edu-Kit" offers you an outstanding PRACTICAL HOME RADIO COURSE at a rock-bottom price. Our Kit is designed to train Radio & Electronics Technicians, making use of the most modern methods of home training. You will learn radio theory, construction practice and servicing. THIS IS A COMPLETE RADIO COURSE IN EVERY DETAIL.

You will learn how to build radios, using regular schematics; how to wire and solder in a professional manner; how to service radios. You will work with the standard type of punched metal chassis as well as the latest development of Printed Circuit chassis.

You will learn the basic principles of radio. You will construct, study and work with RF and AF amplifiers and oscillators, detectors, rectifiers, test equipment. You will learn and practice code, using the Progressive Code Oscillator. You will learn and practice trouble-shooting, using the Progressive Signal Tracer, Progressive Signal Injector, Progressive Dynamic Radio & Electronics Tester and the accompanying instructional material.

You will receive training for the Novice, Technician and General Classes of F.C.C. Radio Amateur Licenses. You will build 16 Receiver, Transmitter, Code Oscillator, Signal Tracer and Signal Injector circuits, and learn how to operate them. You will receive an excellent background for television, Hi-Fi and Electronics.

Absolutely no previous knowledge of radio or science is required. The "Edu-Kit" is the product of many years of teaching and engineering experience. The "Edu-Kit" will provide you with a basic education in Electronics and Radio, worth many times the complete price of \$22.95. The Signal Tracer alone is worth more than the price of the entire Kit.

THE KIT FOR EVERYONE

You do not need the slightest background in radio or science. Whether you are interested in Radio & Electronics because you want an interesting hobby, a well paying business or a job with a future, you will find the "Edu-Kit" a worth-while investment. Many thousands of individuals of all

ages and backgrounds have successfully used the "Edu-Kit" in more than 79 countries of the world. The "Edu-Kit" has been carefully designed, step by step, so that you cannot make a mistake. The "Edu-Kit" allows you to teach yourself at your own rate. No instructor is necessary.

PROGRESSIVE TEACHING METHOD

The Progressive Radio "Edu-Kit" is the foremost educational radio kit in the world, and is universally accepted as the standard in the field of electronics training. The "Edu-Kit" uses the modern educational principle of "Learn by Doing." Therefore you construct, learn schematics, study theory, practice trouble-shooting—all in a closely integrated program designed to provide an easily-learned, thorough and interesting background in radio.

You begin by examining the various radio parts of the "Edu-Kit." You then learn the function, theory and wiring of these parts. Then you build a simple radio. With this first set you will enjoy listening to regular broadcast stations, learn theory, practice testing and trouble-shooting. Then you build a more advanced radio, learn more advanced theory and techniques. Gradually, in a progressive manner, and at your own rate, you will find yourself constructing more advanced multi-tube radio circuits, and doing work like a professional Radio Technician.

Included in the "Edu-Kit" course are sixteen Receiver, Transmitter, Code Oscillator, Signal Tracer, and Signal Injector circuits. These are not unprofessional "breadboard" experiments, but genuine radio circuits, constructed by means of professional wiring and soldering on metal chassis, plus the new method of radio construction known as "Printed Circuitry." These circuits operate on your regular AC or DC house current.

THE "EDU-KIT" IS COMPLETE

You will receive all parts and instructions necessary to build 16 different radio and electronics circuits, each guaranteed to operate. Our Kits contain tubes, tube sockets, variable, electrolytic, mica, ceramic and paper dielectric condensers, resistors, tie strips, coils, hardware, tubing, punched metal chassis, Instruction Manuals, hook-up wire, solder, etc.

In addition, you receive Printed Circuit materials, including Printed Circuit chassis, special tube sockets, hardware and instructions. You also receive a useful set of tools, a professional electric soldering iron, and a self-powered Dynamic Radio and Electronics Tester. The "Edu-Kit" also includes Code Instructions and the Progressive Code Oscillator, in addition to F.C.C.-type Questions and Answers for Radio Amateur License training. You will also receive lessons for servicing with the Progressive Signal Tracer and the Progressive Signal Injector, a High Fidelity Guide and a Quiz Book. You receive Membership in Radio-TV Club, Free Consultation Service, Certificate of Merit and Discount Privileges. You receive all parts, tools, instructions, etc. Everything is yours to keep.

SERVICING LESSONS

You will learn trouble-shooting and servicing in a progressive manner. You will practice repairs on the sets that you construct. You will learn symptoms and causes of trouble in home, portable and car radios. You will learn how to use the professional Signal Tracer, the unique Signal Injector and the dynamic Radio & Electronics Tester. While you are learning in this practical way, you will be able to do many a repair job for your friends and neighbors, and charge fees which will far exceed the price of the "Edu-Kit." Our Consultation Service will help you with any technical problems you may have.

J. Statkis, of 25 Poplar Pl., Waterbury, Conn., writes: "I have repaired several sets for my friends, and made money. The "Edu-Kit" paid for itself. I was ready to spend \$240 for a Course, but I found your ad and sent for your Kit."

FROM OUR MAIL BAG

Ben Valerio, P. O. Box 21, Magna, Utah: "The Edu-Kits are wonderful. Here I am sending you the questions and also the answers for them. I have been in Radio for the last seven years, but like to work with Radio Kits, and like to build Radio Testing Equipment. I enjoyed every minute I worked with the different kits; the Signal Tracer works fine. Also like to let you know that I feel proud of becoming a member of your Radio-TV Club."

Robert L. Shuff, 1534 Monroe Ave., Huntington, W. Va.: "Thought I would drop you a few lines to say that I received my Edu-Kit, and was really amazed that such a bargain can be had at such a low price. I have already started repairing radios and phonographs. My friends were really surprised to see me get into the swing of it so quickly. The Troubleshooting aster that comes with the Kit is really swell, and finds the trouble, if there is any to be found."

PRINTED CIRCUITRY

At no increase in price, the "Edu-Kit" now includes Printed Circuitry. You build a Printed Circuit Signal Injector, a unique servicing instrument that can detect many Radio and TV troubles. This revolutionary new technique of radio construction is now becoming popular in commercial radio and TV sets.

A Printed Circuit is a special insulated chassis on which has been deposited a conducting material which takes the place of wiring. The various parts are merely plugged in and soldered to terminals.

Printed Circuitry is the basis of modern Automation Electronics. A knowledge of this subject is a necessity today for anyone interested in Electronics.

ORDER DIRECT FROM AD—RECEIVE FREE BONUS RESISTOR AND CONDENSER KITS WORTH \$7

- Send "Edu-Kit" postpaid. I enclose full payment of \$22.95.
- Send "Edu-Kit" C.O.D. I will pay \$22.95 plus postage.
- Rush me FREE descriptive literature concerning "Edu-Kit."

Name

Address

PROGRESSIVE "EDU-KITS" INC.

Progressive Building, Dept. 565D, 1184-86 Broadway, Hewlett, N. Y.


products

(Continued from page 38)

level controls, third channel output, d.c. filament supply, and a phasing switch. It employs four 7199 low-noise triode-pentode tubes. Size, 4½" h x 13¾" w x 6¾" d. Price for self-powered model, \$79.50; without power supply, \$69.50.

STEREO-MONO RECORD CHANGER

Model AG 1024, a fully automatic four-speed Norelco stereo-mono record changer, has been announced by the *North American*



Philips Company, Inc., High Fidelity Products Div., 230 Duffy Ave., Hicksville, N. Y. Features include: push-button op-

eration; automatic intermix of 7", 10", and 12" records of the same speed; and a balanced shaded-pole motor. The Model AG 1024 comes complete with a spindle and empty cartridge shell. Price, \$39.50.

MULTI-RANGE RESISTOR KIT

Ten Type M-R resistors—providing a total of 200 resistance values from 0.5 to 50,000 ohms—are included in a new multi-range kit announced by the *International Resistance Co.*, 401 N. Broad St., Philadelphia 2, Pa. These resistors are of either two or four different values, each having its own pair of leads. By various connection of the leads in series, parallel, and series-parallel arrangements, up to 47 different values can be provided by one unit. Price, \$6.60.



—30—

Build the Best Portable... **EICO**



6-TRANSISTOR RADIO RA-6

Kit \$29.95 Wired \$49.95

INCLUDES F.C.T., LESS 9V BATTERY

Easy creative fun to build... a lifetime of big-set entertainment wherever you go... designed so that even the novice can build it & obtain a handsome professional assembly & outstanding performance. American-made modern super-heterodyne all-transistor circuitry, plus finest quality parts throughout, assure you of highest durability & stability.

- high sensitivity & selectivity
- big-set volume & tone quality with 4" x 5" PM speaker & 250 mw push-pull audio output stage
- built-in Ferrite rod antenna for good reception in any location
- pre-aligned RF & IF transformers
- planetary vernier tuning (7:1 reduction) for easy station selection & tuning
- high-impedance earphone jack for private listening; eliminates drain of output stage when using earphone
- attractive tan leatherette case, retractable handle
- compact: 8½" w, 4½" h, 2½" d. Only 3 lbs.

Build the BEST BUYS in "HAM" gear...



*U. S.
Pat. No.
D-184,776



90-WATT CW TRANSMITTER *#720

Kit \$79.95 Wired \$119.95

"Ideal for veteran or novice" — ELECTRONIC KITS GUIDE. "Top quality" — POPULAR ELECTRONICS. "Well designed" — ELECTRONICS WORLD. 80 thru 10 meters with one-knob band-switching. Full "clean" 90W input, 65W external plate mod. Matches loads 50 to 1000 ohms. May be used as basic exciter unit. TVI shielded. Tubes: 6146, 6CL6, 2-6AQ5, 6Z34. Attractive "living room" low-silhouette design. 15" w, 5" h, 9" d.



UNIVERSAL MODULATOR-DRIVER #730

Kit \$49.95 Wired \$79.95

Cover E-5 \$4.50

Delivers 50W undistorted audio. Modulates transmitters having r.f inputs up to 100W. Unique over-modulation Indicator. Output transformer matches 500-10,000 ohms. Low-level speech clipping & filtering. Inputs for xtal or dynamic mikes, phone patch, etc. 7 tubes. 6" h, 14" w, 8" d.



GRID DIP METER #710

Kit \$29.95 Wired \$49.95

Includes complete set of coils for full band coverage. 400 kc-230 mc in 8 overlapping ranges. 500 ua meter. Plug-in coils are pre-wound, pre-calibrated to 0.5% accuracy. Transformer-operated power supply 2¼" h, 2½" w, 6¾" l.

Compare — judge for yourself — at your neighborhood EICO distributor. For free catalog on 65 models of EICO test instruments, hi-fi & "ham" gear, fill out coupon on Page 42. Add 5% in the West.

ELECTRONIC INSTRUMENT CO., Inc., 33-00 N. Blvd., L. I. C. 1, N. Y.

DON'T

throw
your
money

Get Rad-Tel's First Quality Brand New TUBES

BETTER
THAN
70%
OFF!

GUARANTEED ONE FULL YEAR

down the drain . . .
ON USED AND "PULL OUT" TUBES!

**EACH TUBE INDIVIDUALLY AND ATTRACTIVELY BOXED!
YOU CAN RELY ON RAD-TEL'S SPEEDY ONE DAY SERVICE!**

Qty.	Type	Price	Qty.	Type	Price	Qty.	Type	Price	Qty.	Type	Price	Qty.	Type	Price	Qty.	Type	Price
024M	.79	4BC5	.56	6AQ5	.50	6CG8	.77	8AW8	.93	12AV7	.75	12DQ6	1.04	17W6	.70		
1AX2	.62	4BC8	.96	6AR5	.55	6CM7	.66	8BQ5	.60	12AX4	.67	12DS7	.79	19AU4	.83		
1B3GT	.79	4BE6	.54	6AS5	.60	6CN7	.65	8CG7	.62	12AX7	.63	12DZ6	.56	19BG6	1.39		
1DN5	.55	4BN6	.75	6AT6	.43	6CR6	.51	8CM7	.68	12A27	.86	12E16	.50	19T8	.80		
1G3	.73	4BQ7	.96	6AT8	.79	6CS6	.57	8CN7	.97	12B4	.63	12E66	.54	21EX6	1.49		
1J3	.73	4BS8	.98	6AU4	.82	6CU5	.58	8CX8	.93	12BA6	.50	12EK6	.56	25AU4	.87		
1K3	.73	4BU8	.71	6AU6	.50	6CU6	1.08	8E8	.94	12BB6	.50	12E26	.53	25BQ6	1.11		
1L6	1.05	4BZ6	.58	6AU7	.61	6CV5	.70	10DA7	.71	12BE6	.53	12F5	.66	25C5	.53		
1LA6	.69	4BZ7	.96	6AU8	.87	6CV7	.71	11CY7	.75	12BF6	.44	12F8	.66	25CA5	.59		
1LC6	.79	4CB6	.59	6AV6	.40	6DA4	.68	12A4	.60	12BH7	.73	12FM6	.45	25CD6	1.44		
1LN5	.59	4CS6	.61	6AW8	.89	6DB5	.69	12AB5	.55	12BK5	.70	12K5	.65	25CU6	1.11		
1R5	.62	4DE6	.62	6AX4	.65	6DE6	.58	12AC6	.49	12BL6	.56	12SA7M	.86	25DN6	1.42		
1S5	.51	4DK6	.60	6AX7	.64	6DG6	.59	12AD6	.57	12BQ6	1.06	12SK7GT	.74	25EH5	.55		
1T4	.58	4DT6	.55	6BA6	.49	6DQ6	1.10	12AE6	.43	12BY7	.74	12SN7	.67	25L6	.57		
1U4	.57	5AM8	.79	6BC5	.54	6DT5	.76	12AF3	.73	12BZ7	.75	12SQ7M	.73	25W4	.68		
1U5	.50	5AN8	.86	6BC7	.94	6DT6	.53	12AF6	.49	12C5	.56	12U7	.62	25Z6	.66		
1X2B	.82	5AQ5	.52	6BC8	.97	6EUB	.79	12AJ6	.46	12CA5	.59	12V6GT	.53	35C5	.51		
2AF4	.96	5AT8	.80	6BD6	.51	6EA8	.79	12AL5	.45	12CN5	.54	12W6	.69	35L6	.57		
2BN4	.60	5BK7A	.82	6BE6	.55	6EB8	.94	12AL8	.95	12CR6	.54	12X4	.38	35W4	.52		
2CV5	.71	5BQ7	.97	6BF6	.44	6HG6T	.58	12AQ5	.52	12CU5	.53	17AX4	.67	35Z5GT	.60		
3AL5	.42	5BR8	.79	6BG6	1.66	6J5GT	.51	12AT6	.43	12CUB	1.06	17BQ6	1.09	50B5	.60		
3AU6	.51	5CG8	.76	6BH6	.65	6J6	.67	12AT7	.76	12CUB	.54	17C5	.58	50C5	.53		
3AV6	.41	5CL8	.76	6BH8	.87	6K6	.79	12AU6	.50	12DB5	.69	17CA5	.62	50DC4	.37		
3BA6	.51	5EA8	.80	6BJ6	.62	6S4	.48	12AU7	.60	12DE8	.75	17D4	.69	50EH5	.55		
3BC5	.54	5EU8	.80	6BK5	.80	6SA7GT	.76	12AV5	.97	12DL8	.85	17DQ6	1.06	50L6	.61		
3BE6	.52	5J6	.68	6BK7	.85	6SK7GT	.74	12AV6	.41	12DM7	.67	17L6	.58	117Z3	.61		
3BN4	.63	5T8	.81	6BL7	1.00	6SL7	.80										
3BN6	.76	5U4	.60	6BN4	.57	6SN7	.65										
3BU8	.78	5U8	.81	6BN6	.74	6SCT	.73										
3BY6	.55	5V6	.56	6BQ5	.65	6T4	.99										
3BZ6	.55	5X8	.78	6BQ6GT	1.05	6T8	.80										
3CB6	.54	5Y3	.46	6BQ7	.95	6U8	.78										
3CF6	.60	6AB4	.46	6BR8	.78	6VEGT	.54										
3CS6	.52	6AC7	.96	6BS8	.90	6W4	.57										
3CY5	.71	6AF3	.73	6BU8	.70	6W6	.69										
3DE6	.62	6AF4	.97	6BY6	.54	6X4	.39										
3DK6	.60	6AG5	.65	6BZ6	.54	6X5GT	.53										
3DT6	.50	6AH6	.99	6BZ7	.97	6X8	.77										
3Q5	.80	6AK5	.95	6C4	.43	7AU7	.61										
3S4	.61	6AL5	.47	6BC6	.54	7B6	.68										
3V4	.58	6AM8	.78	6CD6	1.42	7B6	.69										
4AU6	.54	6AN4	.95	6CF6	.64	7Y4	.69										
4BA6	.51	6AN8	.85	6CG7	.60	8AU8	.83										

NOT AFFILIATED WITH ANY OTHER
MAIL ORDER TUBE CO.



Brand New JAN 3BP1 Cathode Ray Tube

6.3V Deflect. Sensit.
Five X 5BP1—Electrostatic
Focus & Deflection

\$1.45
each

USE THIS AS YOUR ORDER BLANK

Rad-Tel Tube Co. 55 Chambers St. Newark, N. J.

NAME _____

ADDRESS _____

FREE TROUBLE-SHOOTER GUIDE and New PARTS & TUBE CATALOG FREE!

Terms: 25% deposit must accompany all orders—balance C.O.D. Orders under \$5, \$1 handling charge. Subject to prior sale. All shipments F.O.B. Newark warehouse. No C.O.D.'s outside continental U.S.A.

RAD-TEL TUBE CO.

55 CHAMBERS ST.

DEPT. EE

NEWARK 5, N. J.

Listen to the EICO Hour, WBAI—FM-NY, 99.5 MC—Mon., Thurs., Sat. 7-8 P.M. and Sat. 3-4 P. M.

the experts say
your BEST BUY
 is **EICO**...

EICO, 33-00 Northern Blvd., L. I. C. 1, N. Y. PE-2
 Show me HOW TO SAVE 50% on 65 models of top-quality:

HI-FI TEST INSTRUMENTS "HAM" GEAR
 Send FREE catalog & name of neighborhood EICO dealer. Send free STEREO Hi-Fi Guide.

NAME.....
 ADDRESS.....
 CITY..... ZONE..... STATE.....

ADD 5% IN THE WEST

...in
STEREO and MONO HI-FI



STEREO Dual Amplifier-Preamplifier HF81
 Kit \$69.95.
 Wired \$109.95.
 "Excellent!" — SATURDAY REVIEW; HI-FI MUSIC AT HOME.




Mono Preamplifier HF65A:
 Kit \$29.95.
 Wired \$44.95.
 With Power Supply HF65:
 Kit \$33.95. Wired \$49.95.



*Less Cover, F.E.T. incl.

FM Tuner HFT90
 Kit \$39.95*.
 Wired \$65.95*.
 Cover \$3.95.
 "One of the best buys" — AUDIOCRAFT
 AM Tuner HFT94
 Kit \$39.95. Wired \$65.95.
 incl. Cover & F.E.T.
 FM/AM Tuner HFT92
 Kit \$59.95. Wired \$94.95.
 incl. Cover & F.E.T.



STEREO Dual Preamplifier HF85
 Kit \$39.95.
 Wired \$64.95.
 "Extreme flexibility... a bargain!" — HI-FI REVIEW



Mono Power Amplifiers (60, 50, 35, 30, 22, 14-Watt; use 2 for Stereo) from Kit \$23.50. Wired \$41.50.



2-Way Bookshelf Speaker System HFS1 complete with factory-built cabinet: \$39.95.



STEREO Dual Power Amplifier HF86
 Kit \$43.95.
 Wired \$74.95.



Mono Integrated Amplifiers: (50, 30, 20, 12-Watt; use 2 for Stereo) from Kit \$34.95. Wired \$57.95.



NEW! COMPLETE STEREO DUAL AMPLIFIER AF-4
 Kit \$38.95
 Wired \$64.95
 TRUE Hi-Fi quality to drive hi efficiency speakers to concert volume.

OW STEREO Dual Power Amplifier HF87 Kit \$74.95 Wired \$114.95

...and in
TEST INSTRUMENTS



New Power & Bias Supply for Transistorized Eqp., = 1020*
 Kit \$19.95.
 Wired \$27.95.
 *Patent pending



Miniaturized Multi-Signal Tracer #145A
 Kit \$19.95.
 Wired \$28.95.



Vacuum Tube Voltmeter #221
 Kit \$25.95.
 Wired \$39.95.



Peak-to-Peak VTVM #232 & Uni-Probe (pat. pend.)
 Kit \$29.95.
 Wired \$49.95.



New TUBE & CRT FIL. Tester #612
 Kit \$3.95.
 Wired \$5.95.
 Fast-checks radio/TV tubes, pilot lamps, etc



1000 Ohms/Volt V-O-M #536
 Kit \$12.90.
 Wired \$14.90.



5" Push-Pull Scope #425
 Kit \$44.95
 Wired \$79.95.



DC-5 MC 5" Scope #460
 Kit \$79.95.
 Wired \$129.50.

Tube Tester #625
 Kit \$34.95.
 Wired \$49.95.



RF Signal Generator #324
 Kit \$26.95.
 Wired \$39.95.



Series/Parallel R-C Combination Box #1140
 Kit \$13.95. Wired \$19.95
 1350 Combinations!



6V & 12V Battery Eliminator & Charger #1050
 Kit \$29.95. Wired \$38.95.
 Extra-filtered for transistor eqpt. #1060
 Kit \$38.95. Wired \$47.95



R-C Bridge & R-C-L Comparator #950B
 Kit \$19.95.
 Wired \$29.95.

IN STOCK! Compare, take them home — right "off the shelf!" — from 2000 neighborhood dealers. Over 1 MILLION EICO instruments in use throughout the world.

© 1960, ELECTRONIC INSTRUMENT CO., INC., 33-00 N. BLVD., L.I.C.1, N.Y.

See Page 40 for EICO'S BEST BUYS in "HAM" GEAR and TRANSISTOR RADIOS

11-Meter R/C Transmitter

FOR the radio-control enthusiast, transistors are a real boon. Current-hungry tubes and piles of defunct batteries are rapidly becoming a relic of the past. And the ever-decreasing price of high-frequency transistors is putting more and more R/C devices in the hands of the hobbyist and home owner. A "natural" application for R/C (and transistorization) is the garage-door opener—and that's what the gadget described below was designed for, although it is equally suitable for other R/C applications.

Two Versions. The four-transistor job shown on the cover of this issue operates on the Citizens Band frequency of 27.255 mc. and broadcasts an amplitude-modulated signal rather than a c.w. (unmodulated) one. The real advantage of a modulated-signal unit lies in the fact that stray signals on the Citizens Band frequencies (or the garage-door opener of your next-door neighbor) won't trigger off your receiver because it can be set to respond to your modulation only and ignore all others.

If desired, a simpler unit can be constructed without the modulation provisions and only two transistors and their associated components need be used. The over-the-counter price for the modulated unit's components runs about \$26, with the transistors responsible for somewhat less than half the total cost. Of course, the component cost of the two-transistor job will run correspondingly less.

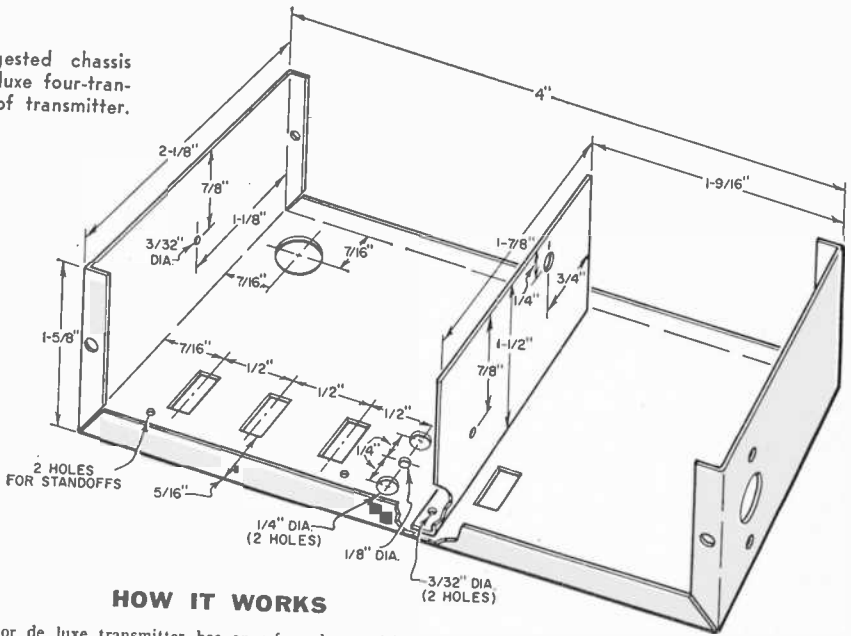
Any commercial tube-operated or transistorized R/C receiver tuned to the correct frequency could be used with the two-transistor



**Compact transistorized unit
can be used as part of
a garage-door-opening system
and for a variety of other
remote control applications**

By **DON HALL**

Fig. 1. Suggested chassis layout for de luxe four-transistor version of transmitter.



HOW IT WORKS

The four-transistor de luxe transmitter has an r.f. and a multivibrator audio section, while in the two-transistor circuit the multivibrator is omitted. The r.f. section includes a crystal oscillator and a keyed power amplifier.

Free-running multivibrator $Q1$ and $Q2$ (in the de luxe version) feeds its audio output via $L1$ (which keeps r.f. out of the audio circuits) to the power amplifier. $R2$ and $R5$ are the collector load resistors; $R3$ and $R4$ are the base resistors; $C1$ and $C2$ are the cross-coupling capacitors. Capacitor $C7$ provides for faster turn-off of the amplifier.

The multivibrator switches the bias voltage of the power amplifier ($Q4$) on and off at an audio rate and thereby keys the transmitter. In the simpler unit, one resistor ($R13$) is substituted for $R5$ and $R10$, and the power amplifier puts out a c.w. (steady carrier) signal when $S1$ is depressed.

Crystal oscillator $Q3$ is a common-base stage with feedback through crystal XL taken from a tap on the collector coil $L2$. This tap position is adjusted to obtain good oscillation starting with minimum feedback as the crystal tap. $R6$, $R7$, and $R9$ are bias resistors; $R8$ is a decoupling resistor; $C3$ and $C4$ are r.f. bypass capacitors, while $C5$ tunes the collector circuit to the crystal frequency. Output is adjusted by positioning the $C6$ tap on $L2$.

Power amplifier $Q4$ is operated in the common emitter mode. $R10$, $R11$, and $R12$ are the bias resistors. $C8$ and $C9$ are the r.f. bypass capacitors, $C11$ is the collector tuning capacitor and should be tuned for maximum transmitter output. The output coupling capacitor is $C10$. Depending upon the antenna used, it may be necessary to have $C10$ tap into $L3$; for short antennas $C10$ is connected at the collector of $Q4$, as in the schematic.

The power output stage of the transmitter is designed to overcome under the power requirements of Part 15 (Low Power Communication Devices) of the FCC rules—and no operating license is required. Just make sure to use the proper crystal.

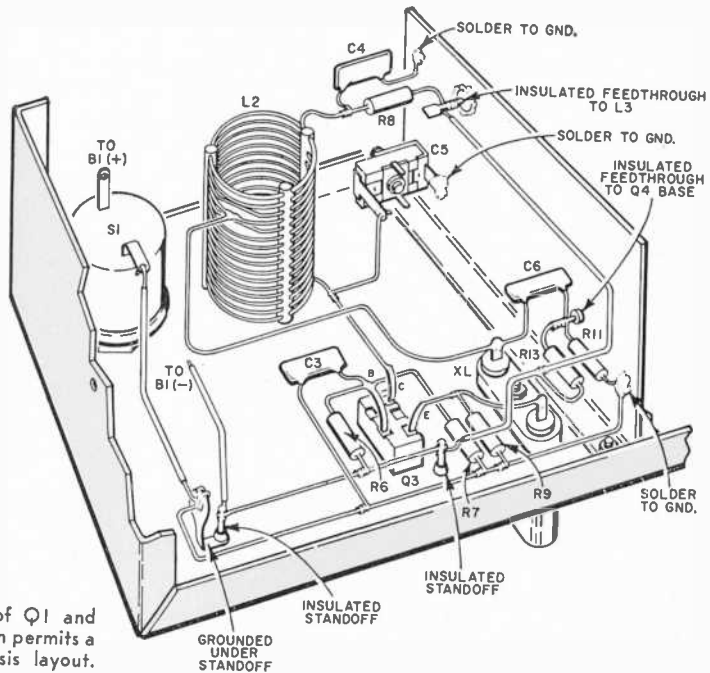


Fig. 2. Omission of $Q1$ and $Q2$ in simpler version permits a more compact chassis layout.

sistor transmitter. The modulated transmitter, however, requires a specially designed receiver that will respond to the audio modulation frequency. Plans for the de luxe receiver are available at no charge from Texas Instruments, P. O. Box 312, Dallas, Texas.

Construction Hints. The chassis-layout drawing (Fig. 1) shows a suggested arrangement for component mounting holes. Exact dimensions of the holes and their spacing will, of course, depend upon the specific components used.

The shield dividing the chassis in two sections is made from a piece of scrap sheet metal. If aluminum is used, mount ground lugs with nuts and bolts instead of soldering the ground connections directly to the shield as is shown in Figs. 2 and 3.

Two bus bars run the length of the

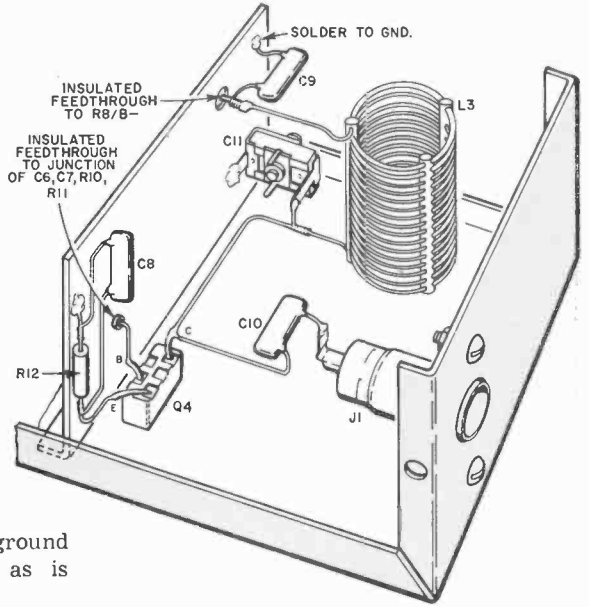


Fig. 4. Output section of unit is similar for both versions. However, feedthrough from base of Q4 connects to junction of C6 and R11.

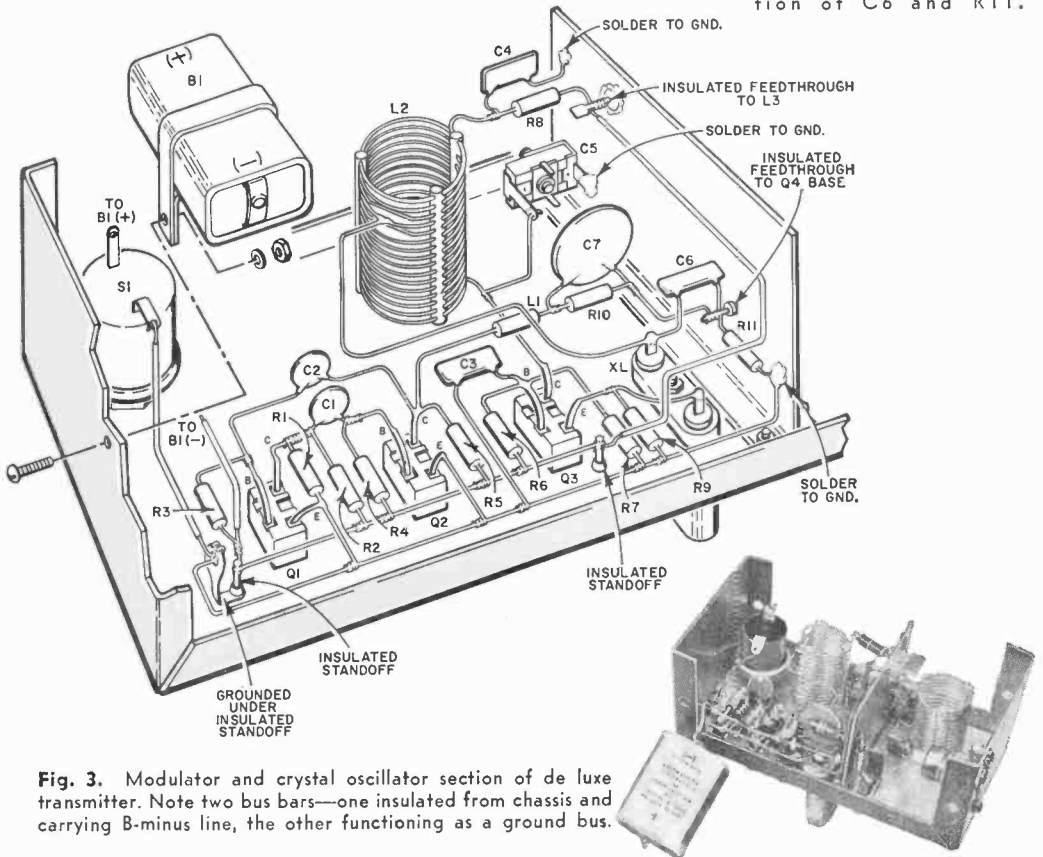
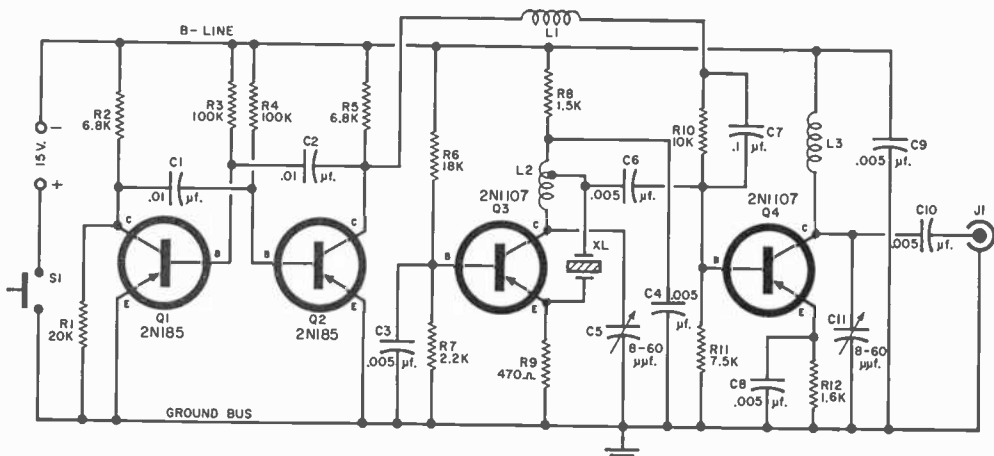


Fig. 3. Modulator and crystal oscillator section of de luxe transmitter. Note two bus bars—one insulated from chassis and carrying B-minus line, the other functioning as a ground bus.



PARTS LIST

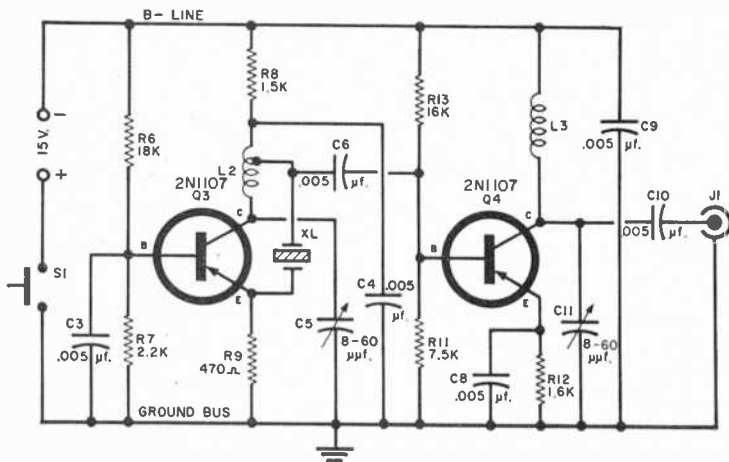
- C1, C2—0.01 μ f.
 C3, C4, C6, C8, C9, C10—0.005 μ f. All fixed capacitors low-voltage ceramics
 C5, C11—8-60 μ f. mica trimmer (Arco 404)
 C7—0.1 μ f.
 J1—Antenna socket (any convenient type)
 L1—15- μ h, r.f. choke (Delevan 1537-40 or equivalent—Delevan Electronics Corp., 77 Olean Rd., East Aurora, N. Y.)
 L2—16 turns of #22 wire, 5/8" dia., 1" long, tapped 3 1/2 turns from ground end (AirDux 516 or equivalent)
 L3—15 turns of #22 wire, 5/8" dia., 15/16" long, tapped 1/2 turn from ground end for 50-ohm load (AirDux 516 or equivalent). Tap should be adjusted for best results with antenna used
 Q1, Q2—2N185 or 2N1370 transistor
 Q3, Q4—2N1107 transistor
 R1—20,000 ohms
 R2, R5—6800 ohms
 R3, R4—100,000 ohms
 R6—18,000 ohms
 R7—2200 ohms
 R8—1500 ohms
 R9—470 ohms
 R10—10,000 ohms
 R11—7500 ohms
 R12—1600 ohms
 R13—16,000 ohms (see how it works)
 S1—Push-button switch (normally open)
 XL—27.255-mc. crystal and socket
 Misc. insulated tie posts, hardware, etc.

In de luxe unit, Q1 and Q2 are used as multivibrator. Simpler transmitter (below) omits multivibrator components and includes R13.

chassis in the section of the unit illustrated in both Figs. 2 and 3. The *Ground Bus* provides a common ground connection point for all components which have one side grounded. Adjacent to the ground bus is the "hot" *B-Minus* bus bar with its component connections. Miniature insulated tie post standoffs are used in the author's model to keep the *B-Minus* bus away from ground.

When you install the components, make sure each component is connected to the correct bus bar, as it's easy to make an error here. Keep all leads as short as possible (a necessity with h.f. units), and make sure that the leads do not short to each other or to ground.

The battery is mounted by means of a small strap cut from sheet metal and the positive terminal is soldered directly to one of the terminals of push-button switch *S1*. If a different type of switch is used than that shown, a short lead can be soldered between the positive pole of the battery and switch terminal. —30—

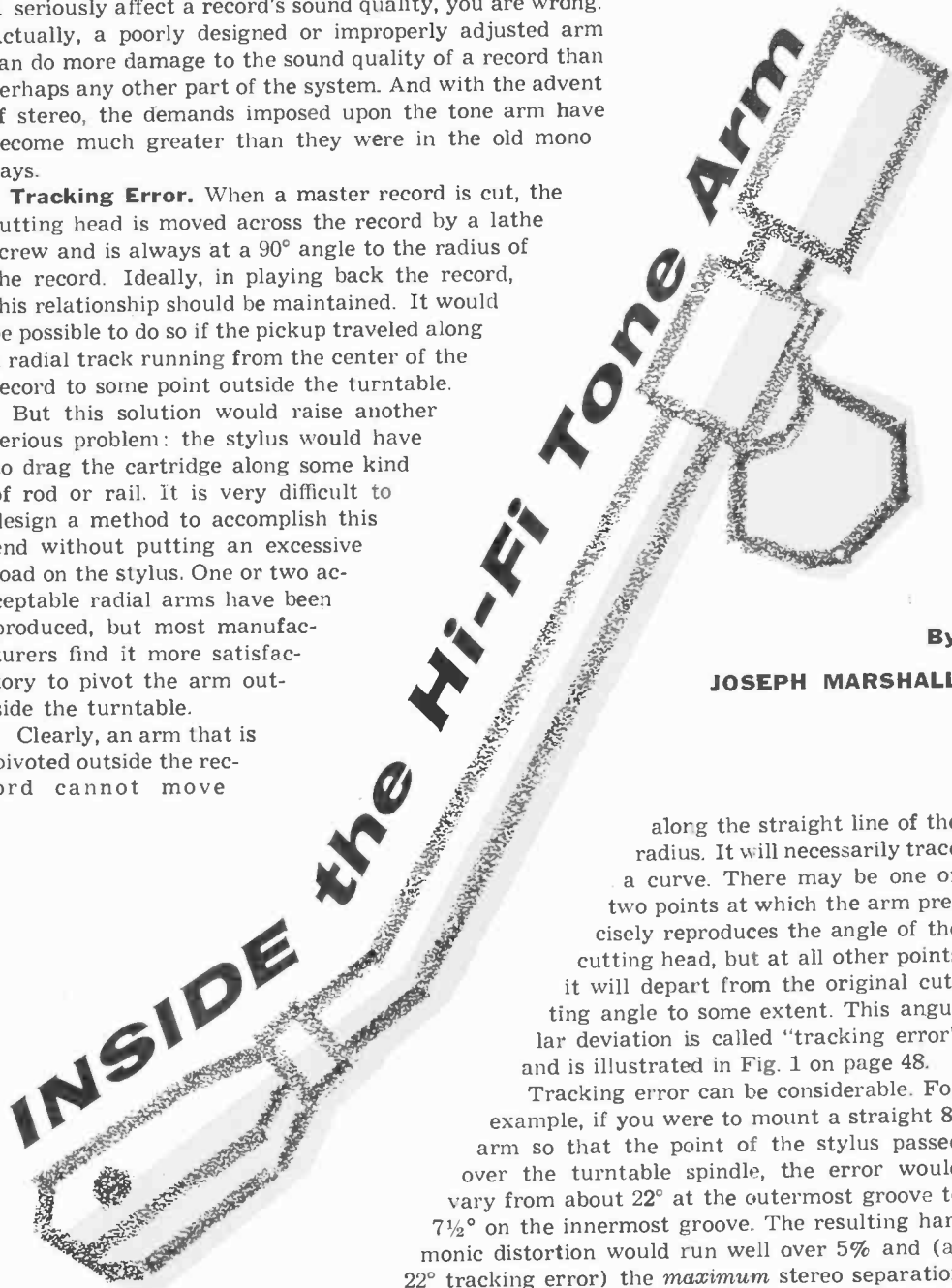


IF YOU think the tone arm of a high-fidelity system can't seriously affect a record's sound quality, you are wrong. Actually, a poorly designed or improperly adjusted arm can do more damage to the sound quality of a record than perhaps any other part of the system. And with the advent of stereo, the demands imposed upon the tone arm have become much greater than they were in the old mono days.

Tracking Error. When a master record is cut, the cutting head is moved across the record by a lathe screw and is always at a 90° angle to the radius of the record. Ideally, in playing back the record, this relationship should be maintained. It would be possible to do so if the pickup traveled along a radial track running from the center of the record to some point outside the turntable.

But this solution would raise another serious problem: the stylus would have to drag the cartridge along some kind of rod or rail. It is very difficult to design a method to accomplish this end without putting an excessive load on the stylus. One or two acceptable radial arms have been produced, but most manufacturers find it more satisfactory to pivot the arm outside the turntable.

Clearly, an arm that is pivoted outside the record cannot move



By

JOSEPH MARSHALL

along the straight line of the radius. It will necessarily trace a curve. There may be one or two points at which the arm precisely reproduces the angle of the cutting head, but at all other points it will depart from the original cutting angle to some extent. This angular deviation is called "tracking error" and is illustrated in Fig. 1 on page 48.

Tracking error can be considerable. For example, if you were to mount a straight 8" arm so that the point of the stylus passed over the turntable spindle, the error would vary from about 22° at the outermost groove to 7½° on the innermost groove. The resulting harmonic distortion would run well over 5% and (at 22° tracking error) the *maximum* stereo separation on a stereo disc would be limited to only 30 db—not taking into consideration the separation losses in the cartridge and amplifier. To meet high-fidelity standards, tracking error should be no more than 1.4° on the innermost grooves and 4° on the outermost grooves. At first consideration it would seem impossible to keep tracking error this low, but ways *have* been found to do it.

For one thing, the longer the arm, the shallower

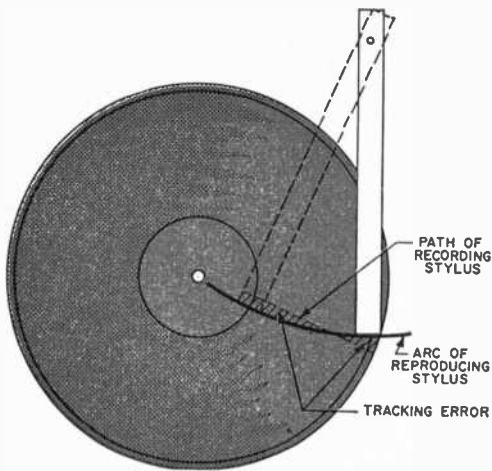
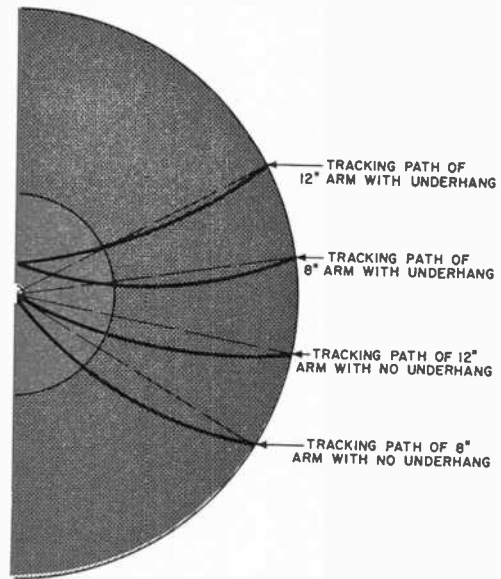


Fig. 1. Tracking error occurs in the area shaded with the diagonal lines.

Fig. 2. Effects of various amounts of underhang and differing arm lengths on the amount of tracking error.



the arc it will trace becomes and the closer it will come to the straight line of a radius. If we could use an arm several feet long, the arc could be close enough to a straight line to provide a very small tracking error. But an arm longer than 16 to 18 inches is usually out of the question, and even these lengths are longer than is convenient for most home applications.

Decreasing Tracking Error. A more practical way of reducing tracking error takes into account the fact that records are recorded only on the outer three or four inches, so there is no point in worrying about tracking the inner two inches. If we mount the arm a little farther out, it will *underhang* the turntable spindle and the stylus will come short of the center of the record. This will reduce tracking error, especially on the innermost grooves where it is most serious. The effects of arm length and underhang on tracking error are indicated in Fig. 2.

Another way of improving tracking is shown in Fig. 3. The lower arc is the path of a straight 8" arm with no underhang or overhang. The solid lines indicate the actual path of the arm and stylus, while the broken lines indicate the path the arm would have to take to provide perfect tracking. Note that on the outermost groove the tracking error is about 22°. Now suppose that we offset the head of the same arm by about 22°. The angle of the arm at the point where the needle rides the outer groove would be exactly right. As the arm moved inward, however, an error would begin to occur. At the halfway point, there would be an error of about 8° instead of the

14° we had with the straight arm. Beyond this point, things would get worse and the error would be greater than before.

However, we can correct this situation by moving the arm closer to the turntable so that the arm *overhangs* the spindle. This maneuver will have the effect of reducing the offset of the arm at the inner grooves while maintaining it at the outer grooves. By choosing optimum values of offset angle and amount of overhang, we can achieve a tremendous improvement in tracking. The upper arc in Fig. 3 is for an 8" arm with an offset of 28°. There are now two points where there is no tracking error at all, and the error is 2° or under at all other points.

Offsetting a longer arm permits even better tracking. The longer arm requires less offset and a smaller overhang. Practically all arms have an offset, although sometimes the offset is not obvious. Thus, although the Pickering 190D and the Shure "Studio Dynetic" arms appear to be

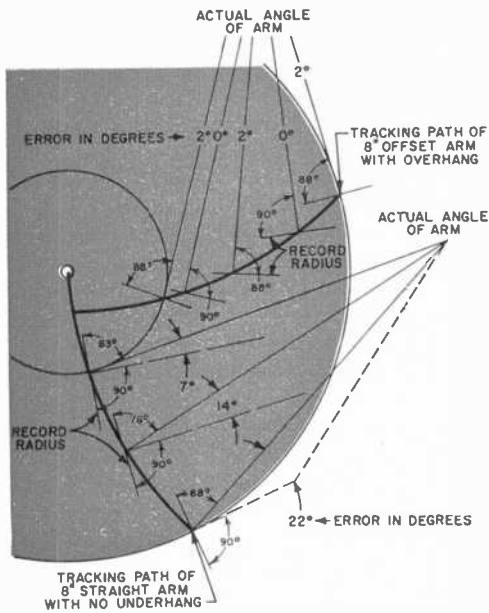
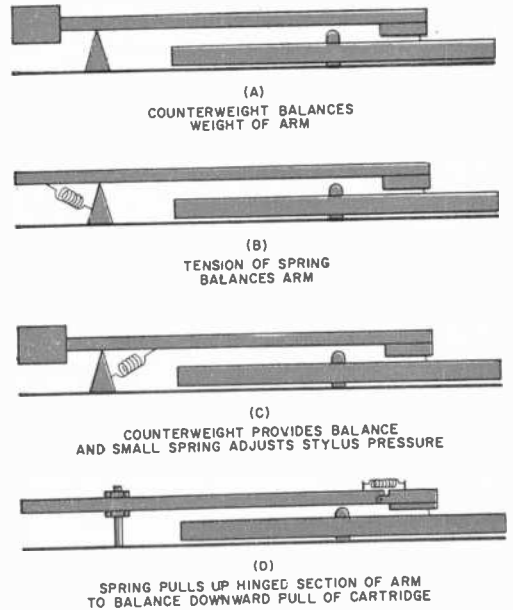


Fig. 3. Comparison of the amount of tracking error from an 8" straight arm with no overhang or underhang and an 8" offset arm with overhang.

Fig. 4. Four ways to counteract the weight of the tone arm and cartridge.



straight, they actually provide offsets by the way the pickup is oriented in its mounting. By combining these various ways of improving tracking, modern tone arms achieve tracking errors of 1° maximum and thus prevent degradation of fidelity and stereo separation.

Free Movement. Assuming the arm has low tracking error, its next problem is to move freely up and down and from side to side. Unrestricted lateral movement is necessary because the stylus has to pull the arm across the record. Vertical freedom is necessary because the arm must be able to track warped records.

There are two general approaches in designing a tone arm that will permit these two types of motion. One is to use the same pivot point for both the vertical and the lateral movement. In this design, the entire arm moves up and down when it tracks a warped record. If something weren't done to prevent it, this would place the entire weight of the arm on the stylus.

Weight is nothing more than the force of gravity working on the mass of an object. If the force of gravity is counteracted by another force, weight can be reduced, or in effect, eliminated at a given point in space. One way to do this is to balance one weight with an equal weight or counterweight. We can extend the arm on the other side of the pivot point, install a counterweight on it, and adjust it to achieve a near balance.

Actually we do not want an exact balance. The stylus must be held in place in the groove by a light pressure. So we adjust the counterweight to provide a stylus pressure of from 1 to 8 grams. A mass so nearly balanced becomes very light and easy to lift—as those of us know who have used a see-saw with someone else of nearly equal weight. The counterbalance approach to tone-arm design is shown in Fig. 4(A). The Grado, Pickering, and Rek-O-Kut arms are examples of this approach.

Another way of applying a counteracting

force is by means of a spring. See Fig. 4(B). Here the pull of the spring is adjusted until it almost—but not quite—equals the weight of the arm. The difference provides the needed stylus pressure. But the trouble with this arrangement is that a spring is not a linear source of force. It exerts less force as it compresses and therefore causes the arm to become, in effect, heavier as it is raised. For this reason, spring balance is employed only with arms in changers and manual players where the use of a counterweight balance is not feasible because of various mechanical considerations.

However, several counterweight-balanced arms use a small spring for fine adjustments of stylus pressure. See Fig. 4 (C). In this design, the arm is first balanced with the counterweight and then the spring tension is increased to provide the proper stylus pressure. Note that the spring pulls the arm *toward* the record and thus tends to hold the stylus in place. Such arms have a high degree of stability and will operate satisfactorily even if the turntable is not perfectly level. Some of the newest arms—the ESL, the Audio Empire, and the Dynaco—employ the combined counterweight and spring-balance system.

The second approach to achieving free tone-arm movement is to use two pivot points: one at the mounting point for lateral movement, and one somewhere between this point and the cartridge for vertical movement. This technique is shown in Fig. 4(D). Since only the end of the arm moves up and down, the amount of mass we have to deal with is comparatively small, and a simple spring-balance system can serve nicely. In most cases, little more than the weight of the cartridge has to be moved. The Gray SAK-12 and Fairchild 280A arms are examples of this type of design. However, in the Shure "Studio Dynetic" arm, a small counterweight on a threaded rod balances the weight of the cartridge; this arm achieves high stability at stylus pressures as low as 1 gram.

Whatever pivot arrangement is used, friction in the pivots should be as low as possible. Many types of bearings are used in tone arms, and while each has its special advantages, it seems that, with proper design, various types can produce equivalent performance. The simple thrust bearing is used by Audax, Fairchild, Grado, Gray (lateral), Shure, and Weathers. Ball bearings are used by Audio Empire, ESL, Gar-

rard, London-Scott, and Rek-O-Kut. The Dynaco features gimbal pivots in both bearings, and Pickering and Stromberg-Carlson use a single needle-point suspension. In addition, several arms employ viscous-damped bearings.

Viscous Damping. At first glance, viscous damping seems to violate the principle of keeping friction low. A viscous-damped arm opposes any rapid and sharp motion—such as being dropped onto the record accidentally. But at the speed at which the arm customarily travels over a record, the friction of a viscous-damped arm is insignificant.


Viscous damping has several advantages. First, it produces a high degree of stability even at very low stylus pressures; the Weathers arm is stable with only one gram of pressure. Secondly, it provides a high degree of damping against arm resonance, another serious problem in arm design. Some degree of viscous damping is employed in one or both pivots of the Gray, Weathers, Stromberg-Carlson, and London-Scott arms.

Resonance of the arm at any frequency within the audio range must be avoided. The simplest way to minimize the possibility of resonance is to make the arm out of a material which is not prone to vibration in the audio range—such as wood. Both Weathers and Grado make their arms out of wood. When other materials are used, all the physical characteristics of the arm—such as shape, cross section, length, and weight—must be carefully coordinated to keep the arm from resonating above 20 cps. A counterweight helps in solving this problem because its mass tends to damp resonance.

It is highly desirable, especially with stereo records, to reduce stylus pressure to the least amount necessary for good tracking. One way of achieving this reduction is to design the arm specifically for the cartridge and tailor the characteristics of the arm to complement the cartridge. Examples of such integrated combinations are the Weathers, the Shure "Studio Dynetic," the Dynaco, and the London-Scott.

Though modern tone arms differ in many respects in their design approach to the problem of providing good performance, they have all been specifically developed to meet the highly critical demands of today's records and provide excellent results when they are properly installed.

-50-




ON ALMOST ALL COUNTS, the average automobile receiver is designed and manufactured to higher performance standards than is the typical home radio. From a design viewpoint, the car radio must have sensitivity enough to pick up local stations away from the major cities, coupled with better than average selectivity to minimize interference problems. Furthermore, it must deliver relatively large amounts of distortion-free audio power to override road and car noises, especially when the auto is traveling at turnpike speeds with several windows open.

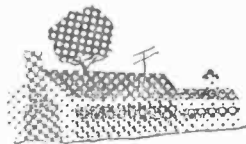
Construction-wise, the car radio must be well shielded to keep out ignition noise and other electrical interference, and be well built mechanically to stand up under road vibration and shock.

And in addition to high over-all quality in design and construction, most auto sets have built-in operating features seldom found in any but the most expensive of home receivers: push-button tuning, wide-range tone controls, and, often, sensitivity or r.f. gain controls as well as the usual volume control.

If all this sounds like a "commercial" for automobile radios—it is! Why? Because the majority of car radios can be converted to a.c. operation with ridiculous ease. In general, only a few parts, a little "know-how," a small amount of wiring skill, and a few hours time are required. And the resulting receiver, when mounted in a suitable cabinet, is far superior to all but the most



Convert a CAR RADIO for HOME USE



**Simple power supply modifications
enable a. c. operation**

By E. G. LOUIS

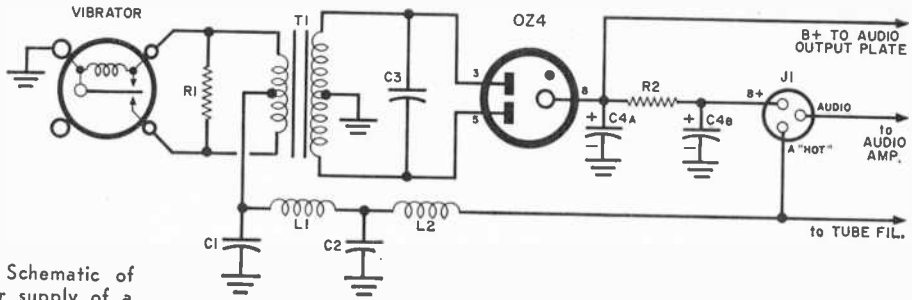


Fig. 1. Schematic of the power supply of a typical older car radio.

expensive home sets. What's more, old car radios still in good operating condition (or easily repaired) are available "for a song" in most localities from radio servicemen or junk dealers.

"Finding" a Radio. With hundreds of old automobiles "junked" daily, most of which are equipped with receivers, there are so many sources of auto sets that you can afford to be a little "choosy" about the type and model radio you pick. Old car radios can be picked up at junk yards, auto wreckers, garages, and, frequently, from new and used car dealers. The latter will often take a car "in trade" with the idea of junking it, and will be happy to let you have the radio for a nominal price—if you remove it yourself.

The price you'll have to pay will vary considerably, depending on your bargaining ability, whether the set is in working condition, and whom you contact. As a general rule, it shouldn't exceed ten dollars, except for late model sets; if the set is more than five years old, the price may be as low as one buck—or you might even pick up the radio "for free." The unit shown in the

photographs was salvaged from a 1950 model Chevrolet.

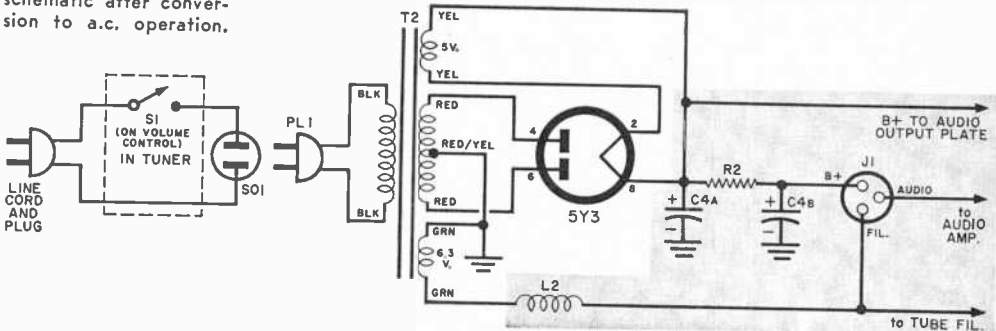
Now as to the type of set. First of all, pick a receiver using an "all-tube" design. Sets with one or more transistors are not as easy to convert to a.c. operation as are all-tube radios. A six-volt receiver is your best bet—and will probably be cheaper!

Try to find one in good operating condition so you won't have to repair it. If there's a missing tube, fuse, or vibrator, don't worry about it. A tube is easily replaced, and you won't need the vibrator after conversion. On the other hand, if you know a little about servicing, or have a friend who does, you can pick up an inoperable receiver at a much lower price. (See the Jack Darr article on "How to Repair Auto Radios" in the May, 1959, POPULAR ELECTRONICS.)

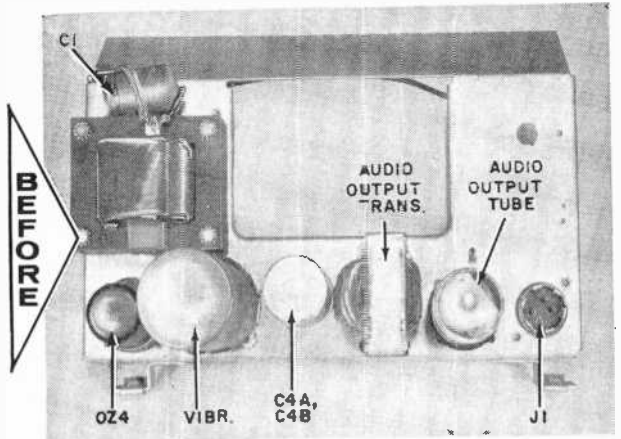
There are several types of sets to avoid: those which have been physically damaged in an accident; those equipped with "signal seeking" or "search tuning" mechanisms (a receiver having manual and/or push-button tuning is okay); those which may have been "cannibalized" for parts; and those equipped with field coil rather than PM speakers with Alnico magnets.

Once you've obtained a suitable receiver, you'll find it worthwhile to get the schematic wiring diagram and Service Data for the set. They can be obtained as part of a folder of diagrams from your regular radio


Fig. 2. Power supply schematic after conversion to a.c. operation.



Audio amplifier/power supply chassis of a typical auto receiver. Some models also have the r.f. section on the same chassis.



Revisions include replacement of original vibrator power transformer with 117-volt model and installation of male a.c. chassis-mounting plug in place of vibrator socket.



parts distributor; simply tell him the make and model number of the receiver—the data is generally printed or stamped on the set's chassis or case.

Next, check out your receiver. Correct obvious mechanical defects such as missing knobs and loose or missing chassis or case screws. Have the tubes tested, replacing any weak or burnt-out units. In general, make all the checks you can (without operating the set) to make sure that everything—except for the vibrator—is in good operating condition.

A. C. Conversion. At this point, you'll have to make a decision—whether to use a simple “make do” conversion or whether to go “whole hog” and rewire the power supply. For the simpler conversion, you'll need a heavy-duty filament transformer, one supplying 6.3 volts at about 10 amperes (assuming you have a six-volt set, as suggested earlier); a suitable transformer is available from Barry Electronics, 512 Broadway, New York 12, N. Y., for \$3.75 (Stock No. NYT-7091). For a “de luxe” job,

you'll need a general-purpose power transformer having high-voltage and filament windings; actual specs for this transformer, as we shall see, will vary somewhat.

First, however, examine your receiver. Some sets are assembled in a single case. In others, the power supply, and possibly the audio output stage, will be on a separate chassis, with an interconnecting cable. The loudspeaker may be built-in or separate. In the set converted by the author, the receiver came in two separate units—a “tuner” and a power supply/audio chassis with the loudspeaker attached to the latter.

Check the dial light connection. In some sets a separate lead is provided so that the dial lights up only when the car lights are turned on. In such a case, you should reconnect the dial light lead to the “hot” (ungrounded) side of one of the tube filament terminals.


The original power supply circuit used in the radio the author converted is shown in Fig. 1. Most car radios designed for six-volt operation have almost identical circuits,

except that the rectifier tube may be a type 6X5 instead of the OZ4 shown. The three-terminal socket, *J1*, is used for the tuner cable; B+ is supplied to the tuner, while the detected audio signal and a "hot" six-volt connection is obtained from it.

In operation, the vibrator serves as a mechanical switch to convert the six-volt d.c. battery voltage to pulsating d.c., which

too critical. In general, the basic "specs" are determined by the circuit in your receiver. Choose a transformer having a 117-volt primary, center-tapped high-voltage secondary, a 5-volt filament winding (not needed if a 6X5 rectifier is used), and a 6-volt filament winding. The high-voltage winding should supply about 250 volts on each side of center tap. The transformer

One technique for mounting a two-section receiver in a standard steel equipment cabinet is shown at left. Panel must be cut out to fit the components. A wooden cabinet may be used instead, probably with a slight improvement in tonal quality.



High-current filament transformer below is type used for the simpler conversion.

is stepped up by transformer *T1* and rectified to furnish the B+ voltages for the tubes' screens and plates. Various noise-filtering elements in the circuit (such as *L1* and *L2*) should be left unmodified. Filament voltages are obtained directly from the six-volt source.

The Easy Way. The simplest method of converting to a.c. operation is to substitute a 6.3-volt, 10-amp. filament transformer for the battery voltage. Connect one side of the transformer's 6.3-volt secondary winding to chassis ground, the other side to the radio's "hot" power lead. Do not connect the center tap (if present), but tape it up to avoid a short to ground. The transformer's primary, of course, is connected to a standard line cord and plug.

With the plug inserted in a wall outlet, turn the set on. If the vibrator works, and the radio has "life," fine. Otherwise, remove the vibrator and connect *one side* of the vibrator transformer's primary winding to circuit ground.

In this case, we've simply substituted a.c. for the pulsating d.c. normally supplied to *T1*.

"De Luxe" Version. Here, the vibrator transformer is replaced with a standard power transformer. See Fig. 2. If a type OZ4 tube is used in the original circuit, replace it with a standard rectifier, such as a 5Y3. If your set uses a 6X5 rectifier, retain it, by all means.

Power transformer specifications are not



should be marked 250-0-250 or 500 v.a.c., CT (center-tapped).

Current ratings of the transformer will depend on the number of tubes in the receiver. If your set uses push-pull output tubes, the high-voltage secondary should have at least a 90-ma. rating, and the 6.3-volt winding should be rated at not less than 3 amperes. If a single output tube (such as the 6V6, 6F6, 6AQ5, 6AR5, 6K6) is used, a 50-ma. high-voltage winding is okay, and a 2.5-amp., 6-volt winding will do. The 5-volt rectifier filament winding may be rated at 2 amperes in either case. Try to pick a power transformer which fits into the same space as the original vibrator transformer (*T1*).

In most auto radios, the "hot" 6-volt d.c. lead is fed through a fuse and then connects to the on-off switch ganged to the set's volume or tone control. This connection

(Continued on page 120)



The Frustrated Fiddler






AT a time when most industries put the emphasis on teamwork, audio remains one of the few fields where it is possible for a man to make a success as a “loner”—to build a career solely on the strength of his own ideas. A case in point is A. Stewart Hegeman, a hold-over from the days when rugged individualists—relying only on their creative imaginations—laid the technical groundwork for our modern industries.

Of course, there have been others whose original ideas advanced the art of audio. Men like Voigt, Briggs, Villchur, Klipsch, Williamson, and Keroes all have made far-reaching contributions. But the efforts of these design-

By **HANS H. FANTEL**

When Stewart Hegeman decided on a career in engineering, the music world's loss was high fidelity's gain



Two of the first commercial components to which Hegeman contributed were the Brociner "M-4" (left above) and the Brociner "Transcendent" speakers.

Unusual mid-range and high-frequency components installed in the Hegeman "Professional" speaker are pointed out above.

ers mostly were concerned in specific areas. For example, Voigt, Villchur, Briggs, and Klipsch are loudspeaker designers; Williamson and Keroes are primarily "circuit men." By contrast, Stewart Hegeman's work spreads over the entire field of audio. From loudspeakers to amplifiers and pre-amps, from tuners to tape recorders, Hegeman has left—and is leaving—his creative mark on every facet of the high-fidelity industry.

The name of Hegeman is to hi-fi what the names of Bentley and Bugatti are in automotive lore. Like those renowned car builders, Hegeman has gained his fame as the creator of "classics." Some of the hi-fi components to which he has contributed, such as the Brociner "Transcendent" and "M-4" loudspeakers, have become collectors' items. His current crop of brain-children includes the Lafayette KT-600 stereo control unit, the Harman-Kardon "Citation" kits, and the EICO HFS-2 speaker system.

The Man Himself. Recently, to meet the man behind these units, we visited Hegeman at his home in the pleasant, tree-shaded little New Jersey town of Glen Ridge, where he and his family occupy an ancient and rambling Victorian frame house.

Hegeman is a trim, gray-haired man with intense, deep-set eyes and the wiry frame often found in persons of boundless energy and stamina. As we talked, Hegeman's personality quickly came through; although outwardly quiet and relaxed, he is a man who has firm opinions about his particular field and about life in general.

His individuality shows in small ways. For instance, he is an inveterate coffee drinker, and at work or at play, when coffee time rolls around, all activity ceases while Hegeman takes time out for coffee—preferably black and boiling hot.


Cautiously sipping some of his steaming brew, we glanced around Hegeman's family parlor. Audio instruments and equipment in varying stages of completion were along every wall and in every corner. Apparently Hegeman's entire house is his laboratory.

"What got me started in audio?" he anticipated our question. "Well, you might say I'm a frustrated fiddler. I originally wanted to be a concert violinist, but I never was any good on the violin. For me, engineering turned out to be the easiest way to get close to music.

"In the early days, though, when I studied electrical engineering at Princeton, nobody bothered about sound reproduction. They didn't even have a special radio course then! But I was always fascinated by music. I built one of the first electric phonographs down at Princeton around 1930, and in one way or another I've been improving it ever since."

Early Career. After graduation, Hegeman put in some 15 years at Western Electric as a test engineer, developing measurement techniques for telephone equipment—techniques for which he earned several patents. On the side, he operated a ham radio station. But his main hobby was building experimental audio systems.

When high fidelity finally began to come into its own about 1948, Hegeman saw a chance to turn his hobby into a vocation.



Speaker system at left (above) is the extraordinary Hegeman "Professional." The EICO HFS-2 unit is a scaled-down version of this design.


He quit Western Electric and set himself up as an independent audio consultant. With only brief interruptions, he has maintained this independence ever since. In an age when practically all consumer goods are designed with an eye to cost and profit, Hegeman creates equipment to meet his own exacting requirements. His primary motivation is quality. Consequently, many of his designs have been offbeat, complex—and usually expensive.

The first hi-fi manufacturer Hegeman became affiliated with was Victor Brociner, with whom he designed a distinguished line of components such as the "Transcendent" and "Model 4" loudspeakers, the "Mark 12" amplifier, and the CA-2-UL-1 two-chassis preamp-amplifier. Each of these represented a major advance in sound reproduction and they still rank among the best components ever made.



"Price was a secondary consideration," says Hegeman. "We simply wanted to produce the best equipment possible. Of course, not many people could plunk down upwards of \$700 for a Transcendent speaker. But those who did never regretted it."

After the demise of the Brociner company, Hegeman did a two-year stint as chief engineer of Westminster Recording Company. He revamped that company's lab, started their "Sonotape" pre-recorded tape division and supervised their "Lab

Future projects are shown at right. Tape recorder is a prototype, as is transistorized stereo pre-amp in background. Above the Citation I pre-amp is the FM tuner kit designed for Dynaco.



Flexibility and low distortion are primary virtues of the Lafayette KT-600 stereo preamplifier (above) designed by Hegeman and Aaron Newman.



Newest Hegeman creations are the Harman-Kardon "Citation" stereo amplifier and preamplifier. These come both in kit form and factory-wired.



Series" records, which are, even today, representative of monophonic records at their best.

Radical Loudspeakers. Meanwhile, however, Hegeman was mulling over the idea of an entirely new kind of loudspeaker which would depart from established concepts of speaker design and which he hoped would set a new standard of sound reproduction. Driven by this vision, he left Westminster to devote himself fully to the development of one of the most remarkable loudspeakers ever produced, the "Hegeman Professional."

The complete novelty of the Professional's concept and appearance upset audio apple carts all over the place. But none of this was the result of any willful or commercial desire to be "different." Every off-beat design detail was justified by brilliant engineering reasoning.

The Professional was clearly a labor of love. Hegeman has never licensed it for manufacture by anyone else. It is available only on a custom basis directly from him because he insists on personal quality control over every unit. However, a scaled-down and simplified version of the Professional's design is sold by EICO as the Model HFS-2.

In the Hegeman Professional and EICO HFS-2 speakers, the most eye-catching item is the tweeter. Sometimes described as looking like a double-walled ice-cream cone, this tweeter, which is employed as the treble unit in both systems, is the first loudspeaker to achieve in actual design the theoretical ideal of a free-floating, rimless cone.

The outer rim of the tweeter just sticks up in the air with no suspension whatever to limit or deflect its motion. This absence of any physical constraint permits free piston motion of the cone, which represents the theoretical optimum.

"The secret to this tweeter's natural, open feeling is its omnidirectional sound radiation," explains Hegeman. "What I wanted to achieve was a sound radiation field that would duplicate the acoustic characteristics of a musical instrument playing in a room. The upright tweeter spreads the sound in a full circle. What's more, the sound doesn't just go all around; it also goes upward. This also restores in playback the natural ratio of direct to reflected sound that we hear in live music."

Also unusual is the bass section of the

Professional. It employs a pair of 22-foot conical horns terminated by small slots instead of the usual horn mouths. Hegeman maintains that the slots keep the impedance "seen" by the woofer's cone constant over the whole frequency range and prevent standing waves and reflections.

Clearly, the loudspeakers are Hegeman's favorites among his creations. Their unique concept has grown slowly in his mind ever since his first experiments with the famous British Lowther drivers. The Lowther-Hegeman horn of 1949 is the honored ancestor of the current generation of Hegeman speakers, and the basic family traits of wide-angle sound dispersion, absence of point-source effect, and carefully calculated horn loading are common to all Hegeman-designed speakers.


Later Designs. Hegeman's newest achievements are in electronic kit design: the Lafayette KT-600 stereo preamplifier control unit, developed in conjunction with Aaron Newman of Lafayette, and the Harman-Kardon "Citation" series.

"When we designed the KT-600, we wanted the audio fan to have all the basic control facilities in his home that would be used in a lab setup," says Hegeman. This unit has 19 knobs on the front panel and quite a few adjustments in the rear. "We wanted the record collector to be able to equalize any record made at any time since the beginning of electronic recording. That's why there are 28 possible combinations of bass turnover and treble roll-off." The most novel feature Hegeman introduced in the KT-600 was a stereo balancing circuit operating on the null principle. It plays the signals of both channels against each other in opposite phase. If you use a mono record as a signal source, both channels will carry the identical signal. When the null is adjusted properly, the two signals will cancel out—automatically balancing the two channels perfectly.

The KT-600 was also the first stereo preamplifier to feature a "Bridge" control for cross-feeding (blending) the two stereo channels for any desired degree. This control is handy in correcting "hole-in-the-middle" effects and lets the listener select the optimum amount of stereo separation for his particular room.

In addition to being perhaps the most flexible control unit available today, the

(Continued on page 116)



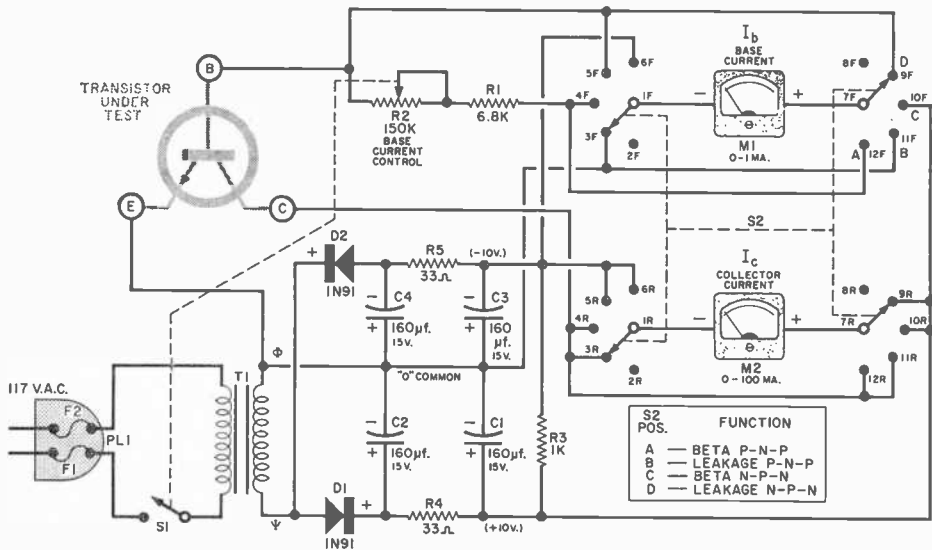
Build a Dual-Meter Transistor Tester

*You can check both audio
and power transistors with
one easy-to-operate unit*

By
R. J. SHAUGHNESSY

SOMETIMES you'll finish building a transistorized project and find that it *doesn't* work. It's easy enough to recheck your wiring, but if you do and the unit still doesn't work, then what? Were the transistors good before you put them in the circuit? Were they burned out accidentally? It's obvious that you need a transistor tester to check the transistors before you wire them into the circuit and to check them again if the circuit stops working.

This tester measures the two important characteristics of almost all audio and power transistors: current gain (*Beta*) and collector-to-base leakage (I_{co}). Only transistors which have a 5-ma. maxi-



Transistor tester base current control R2 should be wired so that maximum resistance is obtained when ganged switch S1 is open.

imum collector current cannot be tested with this unit; see the manufacturer's data for special testing techniques for these low-current jobs.

Two meters are built into the tester to allow the base current and the collector current to be monitored simultaneously under various bias settings. This monitoring feature enables a transistor to be tested under actual circuit load conditions.

For maximum flexibility, no sockets were incorporated in the tester proper. The transistor under test is simply connected by its leads to the tester terminals. An adapter which plugs into the tester's binding posts can be built which will accommodate the various types of power and audio transistor sockets.

Parts used in the tester and optional adapter are not critical. With all new components, cost of the tester is about \$15.

Construction of the tester is begun by mounting all the components directly on the cabinet. Before mounting function switch S2, crimp all jumper leads to the switch terminals. After the switch is mounted, connect and solder the remaining leads to it.

The transistor tester adapter can be built into the smallest Minibox that will accommodate a standard three-lead transistor socket (in-line or circular type) and a power transistor socket. When a transistor

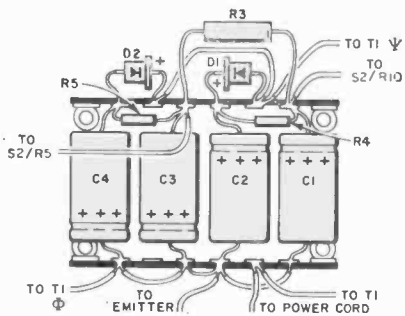
TESTER PARTS LIST

- C1, C2, C3, C4—160- μ f., 15-volt capacitor
- D1, D2—1N91 germanium diode (Sylvania)
- F1, F2— $\frac{1}{2}$ -amp. 3AG fuse (to fit PL1)
- M1—0.1 ma. meter (Shurite 950-9300Z)
- M2—0.100 ma. meter (Shurite 950-9307)
- PL1—Fuse plug (E1-Menco EL-32)
- R1—6800-ohm, $\frac{1}{2}$ -watt resistor
- R2—150,000-ohm potentiometer (IRC Q13-328)
- R3—1000-ohm, 1-watt resistor
- R4, R5—33-ohm, $\frac{1}{2}$ -watt resistor
- S1—On-off switch mounted on rear of R2 (IRC 76-1)
- S2—Four-pole, four-position rotary switch (Centralab PA-1013)
- T1—6.3-volt filament transformer (Triad F-13X)
- 1—7" x 5" x 3" Minibox (Bud CU-2108A)
- 3—Five-way binding posts
- 2—Pointer knobs
- 2—Six-lug terminal strips


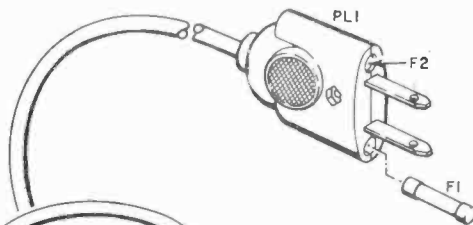
is being tested, the adapter's banana plugs (which are connected to the appropriate pins on the transistor sockets) plug into the tester's universal binding posts.

Testing for leakage is simple. Rotate function switch S2 to *Leakage N-P-N* or *Leakage P-N-P*, depending on the transistor in question. Connect the transistor base lead to the tester's emitter binding post. Then connect the transistor collector to the collector binding post. Leave the transistor emitter lead unconnected. (The transistor emitter is left unconnected for all leakage measurements.) Now turn on the tester by advancing the *Base Current* potentiometer (R2). If the 0-100 ma. collector current meter (M2) is not deflected, the leakage current is within acceptable limits.

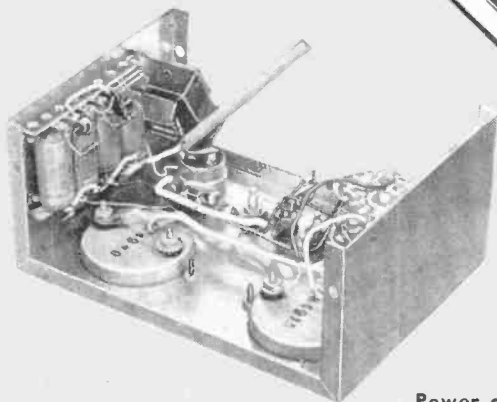
You can safely measure the exact leak-



Observe polarity of diodes and capacitors in tester power supply detail (left).

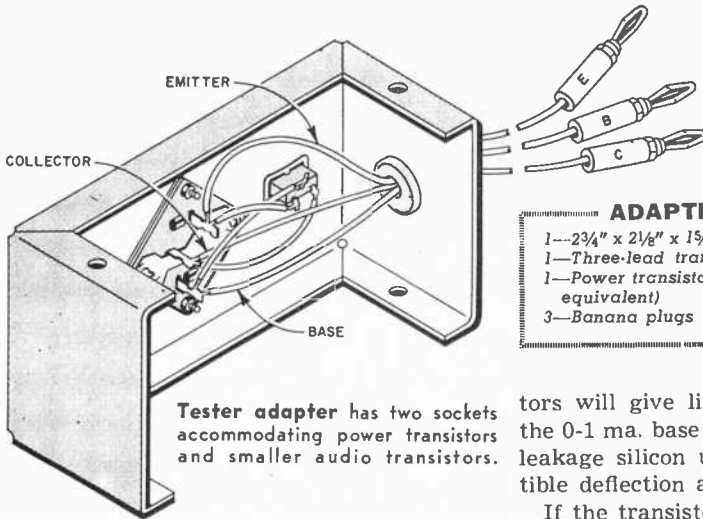


S2 FRONT AND REAR DECK DETAIL



Two-wafer ganged function switch is used in tester as shown in pictorial diagram above. Both wafers are identical. Note that pins two and eight are not used.

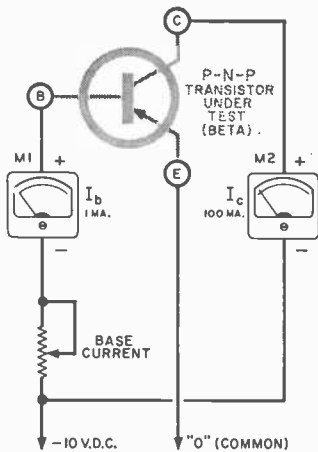
Power cord of tester is led through grommet in mating half of Minibox before soldering it in place.



Tester adapter has two sockets accommodating power transistors and smaller audio transistors.

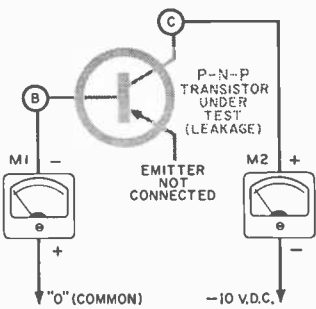
ADAPTER PARTS LIST

- 1—2 3/4" x 2 1/8" x 1 5/8" Minibox (Bud CU 2100A)
- 1—Three-lead transistor socket
- 1—Power transistor socket (Motorola MK-10 or equivalent)
- 3—Banana plugs



Current gain (Beta) test for n-p-n transistors is identical to p-n-p test shown in simplified schematic but polarities of meters and power source are reversed by switching S2.

Leakage test effectively puts two meters in series with transistor as shown in simplified schematic. Polarities for n-p-n transistors are reversed as in Beta test.



age current on the more sensitive 0-1 ma. base current meter (M1). Turn off the tester and reconnect the transistor base and collector leads to the corresponding tester binding posts. Do *not* connect the emitter lead; keep the function switch in the "leakage" position. When you turn on the power, you'll find that most transis-

tors will give little—if any—deflection of the 0-1 ma. base current meter. Some low-leakage silicon units will give no perceptible deflection at all.

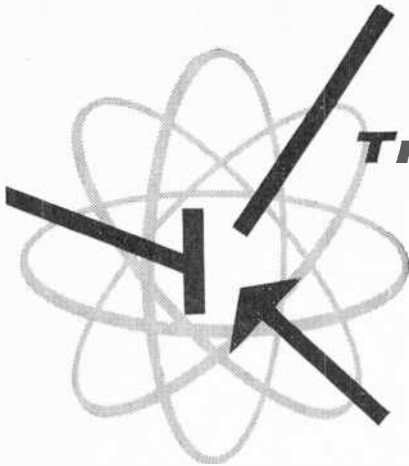
If the transistor passes the leakage test, you can safely perform the current gain (*Beta*) test. Current gain cannot be read directly on the tester, but *Beta* is very easily found by dividing the collector current reading by the base current reading.

The Beta test is made by setting S1 to *Beta N-P-N* or *Beta P-N-P*. Make sure the power is off. Connect the transistor base, emitter, and collector leads to the corresponding binding posts. Check the manufacturer's specifications for the maximum collector current for the transistor under test and *never* exceed this value as read on the 0-100 ma. collector current meter. Now switch on the tester, but leave the *Base Current* pot full counterclockwise. Record the base current and collector current meter readings. Dividing the collector current by the base current will give you one value for the *Beta* (current gain) of the transistor under test.

Now increase the base bias current with the *Base Current* potentiometer. This will cause an increase in the collector current. Once more, record the meter readings and compute the current gain. Continue this process until you have several values for current gain.

Note that *Beta* is constant except at the higher collector currents; this is a normal transistor characteristic. Check your computed values for the current gain against the manufacturer's specs to see if the transistor is up to snuff.

You'll soon find that you'll have more confidence in the circuits you build and trouble-shoot. Using the tester, you'll be able to give transistors a rapid check-out and use them to best advantage.



Transistor Topics

By LOU GARNER

IT'S hard to believe, but the transistor's high efficiency and extended life span have turned out to be "too much of a good thing" in one respect. The transistorized, solar-battery powered transmitters used in artificial satellites can continue to broadcast their data for years—which is fine, up to a point. But as more and more artificial satellites and space probe rockets are launched, the airways will soon become cluttered with an overwhelming number of transmissions. Since there is a limited amount of space in the radio spectrum, new satellites may find their broadcasting being interfered with by signals sent out by satellites launched years earlier.


To prevent this unhappy situation from occurring, the Army Ballistic Missile Agency has had the Bulova Watch Company design a special "silencer" to turn off solar-powered transmitters. Assembled in a cube measuring about two inches on each side, this interesting device weighs about two and one-half pounds. Fully transistorized itself, it develops approximately one-billionth of one horsepower, yet can be set to switch off a transmitter

automatically after an interval of from zero to nine thousand hours.

Looking to the future, we can envision larger artificial satellites spaced in regular orbits around the sun, to be used as outer-space "mileposts" or marker beacons by interplanetary cargo and passenger ships. Their transistorized transmitters would be powered either by giant banks of solar batteries or by nuclear "fuel cells" to insure adequate output power.

Reader's Circuit. Our mailbag frequently includes letters from POP'tronics readers in South America, Europe, and Africa; and we've even received mail from as far away as India. Interestingly enough, many of these readers are experimenting with circuits—and using components—just like those popular with stateside hobbyists. The circuit in Fig. 1 was submitted by Alexis Pertuz, a high school student in Bogota, Colombia.

Alexis' circuit is that of a five-transistor AM broadcast-band receiver, with U.S.-distributed components being used throughout. Essentially a t.r.f. design, it includes a doubler-type diode detector and a three-



stage audio amplifier. A class AB push-pull output stage is employed, and *p-n-p* transistors in the common-emitter arrangement are used in all stages.

In operation, r.f. signals are picked up and selected by tuned circuit *L1-C1*. A tap on *L1* matches the high impedance of the tuned circuit to the moderate input impedance of the r.f. amplifier *Q1*, assuring minimum tuned circuit loading and thus maximum circuit "Q" and selectivity. Tran-

The second audio amplifier stage, *Q3*, is transformer-coupled to the class AB push-pull output stage (*Q4, Q5*) through *T1*. Output stage bias is furnished by voltage-divider *R9-R10* and series base resistor *R8*. The push-pull stage, in turn, is coupled to its PM loudspeaker load through impedance-matching output transformer *T2*. A small open-circuit jack (*J1*), across the speaker, is provided for earphone operation. The d.c. power is furnished by a 6-volt

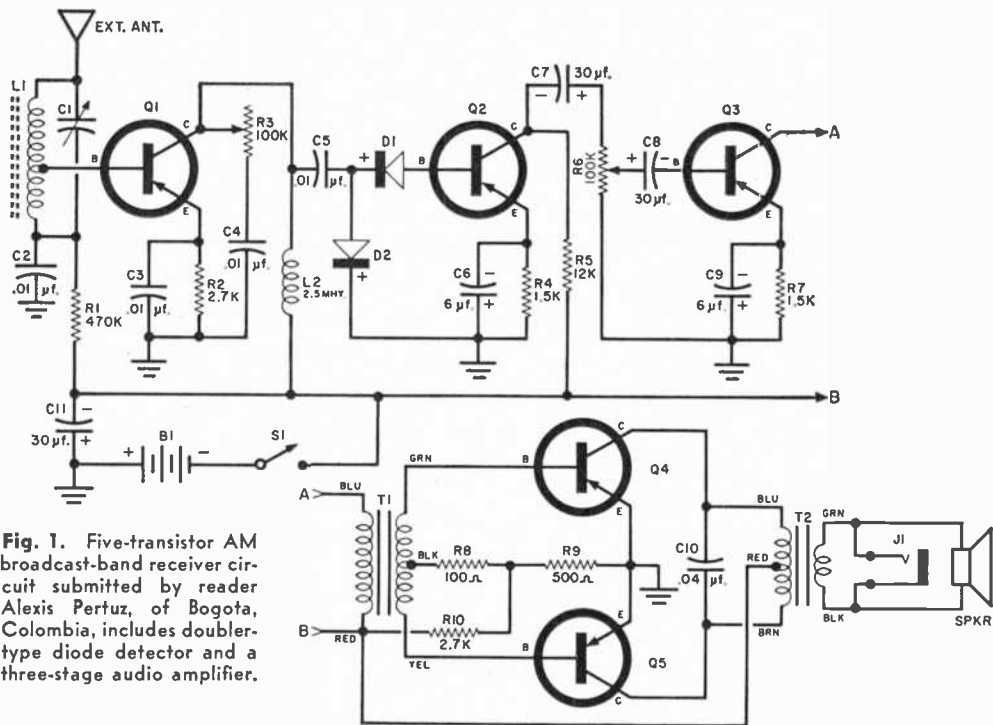


Fig. 1. Five-transistor AM broadcast-band receiver circuit submitted by reader Alexis Pertuz, of Bogota, Colombia, includes doubler-type diode detector and a three-stage audio amplifier.

sistor *Q1*'s base bias is furnished through *R1*, bypassed by *C2*, in conjunction with emitter resistor *R2*, bypassed by *C3*. A small r.f. choke, *L2*, serves as *Q1*'s collector load, with the amplified r.f. signal appearing across this coil coupled through *C5* to the doubler-type diode detector *D1-D2*. The r.f. gain is controlled by bypass capacitor *C4* and series resistor *R3*.

From the detector, the resulting audio signal is amplified by a two-stage resistance-capacity-coupled audio amplifier, *Q2-Q3*. Potentiometer *R6* serves as an audio gain control. Large-value electrolytic capacitors, *C7* and *C8*, are used for interstage coupling to prevent attenuation of low-frequency signals.

power pack, *B1*, controlled by a s.p.s.t. on-off switch, *S1*, and bypassed by *C11*.

You can duplicate the receiver using readily available components. Coil *L1* is a standard ferrite loopstick (Lafayette MS-330) and *C1* is a small 365- μ f. variable capacitor. *L2* is a common 2.5-mh. choke. All electrolytic capacitors should have a minimum working voltage of 15 volts.

In the output stage, *T1* is an Argonne Type AR-175, with a Type AR-119 being used for *T2*. Any standard PM loudspeaker may be employed—a small unit (2" to 4") for pocket-sized sets, a larger unit (4" to 8") for better tone quality.

Transistor *Q1* is an RCA Type 2N147 "drift" type, *Q2* and *Q3* are G.E. 2N107's



Voltage reference packs made by International Rectifier come in miniature sizes for printed-circuit board installation and larger sizes for conventional mounting.



Although provision is made for an external antenna, Alexis indicates that the receiver has more than ample gain for the reception of local broadcast stations using only its built-in "loop" (*L1*).

Reference Packs. "Pre-packaged" assemblies using semiconductor components are becoming increasingly popular for many circuit applications. Typical units are the voltage reference packs manufactured by the International Rectifier Corporation (1521 E. Grand Ave., El Segundo, Calif.). These are made in sizes ranging from miniature units designed for circuit board mounting and providing a single output voltage to larger units which can operate from a.c. or d.c. sources and can supply two or more regulated outputs.

Voltage reference packs, in general, supply a known accurately controlled d.c. output voltage which is main-

tained constant regardless of variations in ambient temperatures or in input supply voltages. They are used to replace standard cells or dry cell batteries in such equipment as digital voltmeters, regulated power supplies, potentiometric recording instruments, fire control systems, autopilots, missile guidance control gear, and aircraft instrumentation and communication equipment.

and *Q4* and *Q5* are RCA 2N109's. Almost any crystal diodes can be used for *D1* and *D2*; Alexis used 1N48's, but 1N34's or 1N34A's should work as well.

The power pack is made up of four pen-light cells connected in series to furnish six volts. However, Alexis indicates that the receiver will work satisfactorily on a 9-volt battery without circuit changes.

Neither circuit layout nor lead dress should be especially critical, although the usual care should be taken to keep signal leads short and direct. The receiver is suited to either "chassis-type" or "circuit board" construction, depending on individual preferences.

Neither circuit layout nor lead dress should be especially critical, although the usual care should be taken to keep signal leads short and direct. The receiver is suited to either "chassis-type" or "circuit board" construction, depending on individual preferences.

Heat Dissipators. Excessive heat can destroy a transistor. Even a moderately high temperature can bring about a deterioration in over-all circuit performance. Often, the problem is not so much that of high ambient temperature as that of getting rid of heat developed within the transistor itself. High power transistors used near their maximum ratings can become quite warm. To help dissipate internally developed heat in semiconductor devices, the International Electronic Research Corporation (145 West

To help dissipate internally developed heat in semiconductor devices, the International Electronic Research Corporation (145 West

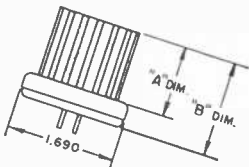
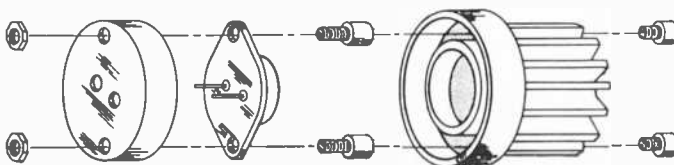


Fig. 2. Outline sketch and mounting details of transistor heat dissipator recently introduced by the International Electronic Research Corporation.



Professional Spraying Techniques



1 Once you've selected the spray you're going to use, shake, shake, and shake it again! If the finish is a pigmented enamel, make sure the metal agitator ball inside the can is moving freely. And don't forget to shake the can from time to time as you use it.




POPULAR ELECTRONICS

Here are 10 hints that will improve the results of your next paint-spraying job




3 Low-cost handles, available through many suppliers, will convert an Aerosol spray can into a pistol-grip "spray gun." Some workers find this arrangement handy.




2 Make sure the object to be sprayed is clean and dry, and that all grease and finger marks have been removed. Hold the can about 10" to 12" from the surface when you spray and move it in straight, parallel strokes, depressing the button before you start each stroke. Never stop in the middle of a stroke. For a heavy coat, apply two or three thin coats, allowing the surface to dry between coats. For best results, use spray at average room temperature in a well-ventilated area.



4 Clear plastic spray is a "must" for protecting decal-type name plates and control labels. For best results, apply two thin coats to the panel before applying the decals, allowing each coat to dry thoroughly. After the decals are applied and have dried, spray on two or three finishing coats.




5 A sprayed-on finish will convert a transparent plastic box into an attractive instrument case. For a textured finish, spray the outside of the box. For a glossy finish, spray the inside of the box only.



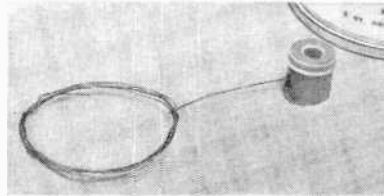
6 As a general rule, a spray finish should be applied to a panel or chassis after all machine work (drilling, punching, etc.) is completed, but before parts are mounted and wired. If it is necessary to spray a finished piece of equipment, be sure to protect all control shafts, jacks, binding posts, switches, etc., with some standard masking tape.



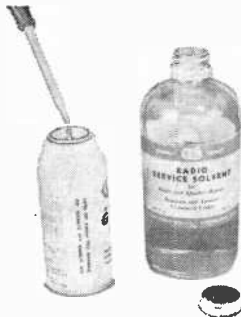
7 When you have finished spraying, clean the valve and spray head by inverting the can and pressing the button until the valve is cleared out. The excess paint may be sprayed against a scrap piece of wrapping paper or an old newspaper.



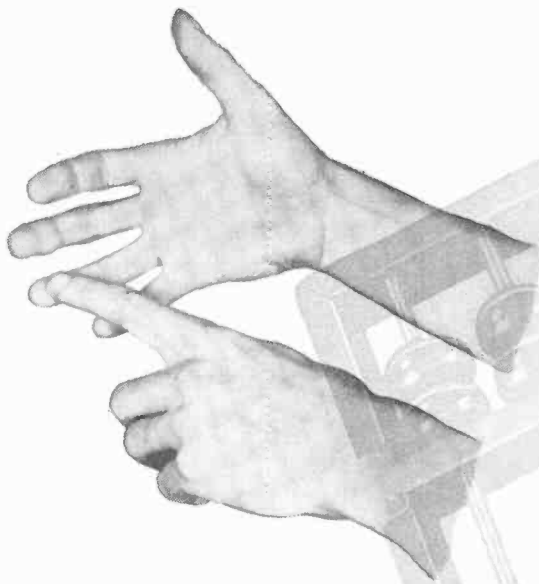
8 If the spray head or valve becomes clogged and sprays erratically or not at all, a thorough cleaning may be needed. In most cases, the spray head can be removed by grasping it tightly, as shown, and pulling up with a slight twisting motion. Use care during this operation and don't apply sidewise pressure—which might bend or break the valve stem.



9 Once removed, the spray head can be cleaned with a fine wire or needle and a drop or two of lacquer thinner or general-purpose solvent. If you use a wire, you can form a "handle" by winding a small coil behind the straight section of the wire.



10 The valve stem and supply tube can be cleaned by applying a few drops of general-purpose solvent, allowing it to stand for a few seconds, then shaking it out. When the valve stem and spray head are clean, the spray head can be re-installed simply by twisting it lightly into place. Use enough pressure to force the spray head onto the stem, but not enough to activate the valve.




COMPUTERS

Yesterday and Today

THE nameless Neolithic man who hacked out the first wheel may well be the world's most celebrated caveman, but for sheer creative genius he had a strong rival in one of his less publicized contemporaries: the hairy character who first discovered that by manipulating his own fingers he could "describe" all quantities between one and ten. By so doing, he not only founded the science of mathematics (whose decimal system, based on varying powers of ten, is forever linked to the fact that human beings have ten fingers), but at the same time he was operating the world's first digital computer.

After this world-shaking discovery, it was only a question of time before counters other than fingers came into use—columns of pebbles laid on the ground, pellets of bronze or ivory that slid back and forth on a grooved board, beads strung on wires within a frame. All these devices gradually evolved into the abacus—the standard calculating instrument of all the civilizations of antiquity, and still widely in use throughout the Far East.

Each of the abacus' parallel bead-strung




Far from bursting on the scene fully developed, computers have been in a state of constant evolution for over 300 years

By **DICK YATES**

wires represents one place in the notation system (units, tens, hundreds, and thousands) and each holds two groups of beads: one of five beads, each representing a single unit of that power; and one of two beads, each representing five units. Learning to use an abacus takes time, but surprisingly enough, an experienced operator can perform computations as fast as a man working a modern desk calculator.

Early Calculating Machines. Only after the passage of many centuries was the first major advance over the abacus made. In 1642, the French philosopher and scientist Blaise Pascal—then only 19 years old—invented the first true adding machine; Pascal's calculator was the first in a long and

Pascal's calculator of 1642. The device was "programed" by turning the bottom wheels. Each revolution of a wheel caused the adjoining wheel on the left to advance one notch, or digit. The numbers behind the little windows provided "read-out." The six wheels on the left operated on the decimal system and could handle numbers up to 999,999. The two divisions at far right were for use in adding sous and deniers, French money of the time.



illustrious line of mechanical calculating devices. Twenty years later, in England, Sir Samuel Morland developed a more compact calculator that could multiply (by cumulative addition) as well as add and subtract. And in 1682, the German Wilhelm Leibnitz perfected a machine that could perform all four basic arithmetical functions as well as the extraction of square roots. Leibnitz' principles are still employed in modern calculating machines, the only major difference being the introduction of electric power to speed up the movement of the mechanical parts.

Another great name in the development of automatic computation is that of Charles Babbage, a mathematics professor at England's Oxford University, who in 1812 designed what he called a "difference engine" for mechanically performing advanced mathematical calculations "without mental intervention." Neither that machine nor a later Babbage invention, the "analytical engine," proved practical for general manu-


facture because of the technological limitations of the period, but Babbage's designs remain valid today. The logical organization of many modern electronic computers bears a remarkable similarity to those of his "engines."

The next important development was the mechanical tabulator capable of simultaneously registering horizontal and vertical sums and of processing large amounts of data rapidly in sequence. The first of these machines, designed as an aid to statistical analysis, was invented in 1872 by Charles Seaton, then chief clerk of the United States Bureau of the Census. This was followed in 1887 by the work of Dr. Herman Hollerith, also a Census Bureau official, who

adapted a punched-paper control system to statistical work. His punched-card methods, together with those developed in 1890 by another American, James Powers, laid the groundwork for the now-familiar punched-card tabulating systems.

Electronic Computers. As early as 1919, electronics came tentatively onto the scene, when an article by W. H. Eccles and F. W. Jordan, published in the first issue of *Radio Review*, described an electronic "trigger circuit" that could be used for automatic counting. But the Eccles-Jordan circuit, like the Babbage difference engine, was ahead of its time.

Then came World War II. Under the pressure of military needs for ballistics data on newly developed weapons, the new science of electronic data processing came into its own. The intensive effort of those years produced two basic types of electronic computers—analogue and digital—and the distinction is an important one to bear in mind. Analogue systems differ from digital



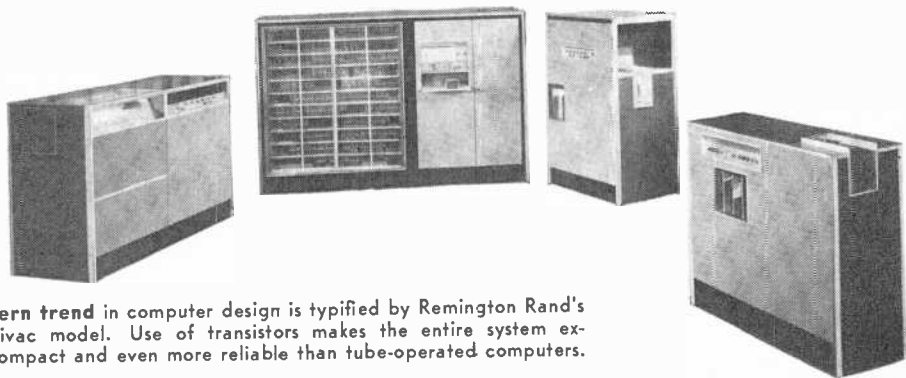
ENIAC, the first "all-electronic" digital computer, was installed in 1945 at the University of Pennsylvania.

ones in that they use varying physical and electrical *magnitudes* (voltages, light intensities, shaft positions and the like) as factors analogous to mathematical values, rather than *pulses* representing actual numbers.

Just as the abacus is a simple digital computer, the slide rule (on which mathematical values are expressed in terms of linear relationships) is an analog device. So is the automobile speedometer, whose mechanism does not actually count the revolutions of the wheel and repeatedly divide to determine the number of miles per hour, but rather senses the rate of revolution and interprets that rate in terms of a reading on a miles-per-hour dial.

Most of the wartime needs were for analog computers, many of which were successfully built under government contract at a number of American universities. In certain cases, however, machines were required which would provide answers to ballistics equations faster and with greater precision than analog systems were capable of doing. It was the attempt to fulfill these specifications that gave rise to the development of digital computing systems.

In 1944, at Harvard University, Dr. H. H. Aiken completed a semi-electronic system called the Automatic Sequence Controlled Calculator, known also as the Harvard Mark I, for the Navy's Bureau of Ordnance. And in the next few years Dr. Aiken built



The modern trend in computer design is typified by Remington Rand's latest Univac model. Use of transistors makes the entire system extremely compact and even more reliable than tube-operated computers.

three improved models, known as the Harvard II, Mark III and Mark IV.

The ENIAC. Meanwhile, a second major contribution was progressing at the University of Pennsylvania's Moore School of Engineering. Early in 1943, an associate professor of electronics named Dr. J. W. Mauchly gave the Army Ordnance department the design for a general-purpose, all-electronic digital computer called the ENIAC, which was ultimately completed in 1945. The first problem assigned to the ENIAC was a calculation in nuclear physics which would have taken 100 man-years to solve by conventional methods. The ENIAC came up with the answer in two weeks, of which only two hours were spent in actual computation, the remainder being devoted to operational details and reviews of the results.

ENIAC represented the first major break with the past in that it was entirely electronic except for its means of "input" and "output" (the process of feeding data into the machine and of delivering the results); unlike the Mark I, however, it was not automatically sequenced. Modern computers can thus be said to have evolved from a wedding of the techniques employed in ENIAC and Mark I.

Other pioneer work during the war and immediate postwar years included projects at such organizations as: Princeton's Institute for Advanced Study, where outstanding developments were made by the late Dr. John von Neumann; Bell Laboratories; M.I.T.; and the National Bureau of Standards.

Enter Univac. After the war, Dr. Mauchly joined in partnership with Prof. J. Presper Eckert, who had been chief engineer of the ENIAC project, and the two men formed a company in Philadelphia to develop new computers and promote their use in commercial applications. The Eckert-Mauchly firm, which later became a subsidiary of Remington Rand Inc. (now, in turn, a division of Sperry Rand Corporation), was responsible for the development of the Univac in 1950.


Generally regarded as the most successful electronic data processor in the world today, and certainly the most famous, the large-scale Univac system was the first to handle both numerical and alphabetical information equally well. It was also the first to divorce the complex input and output problems from the actual computation op-

eration. Particularly important was another major innovation from an earlier Eckert-Mauchly model: the Univac was wholly self-checking. It checked its own accuracy in each step of each computation and thus eliminated the need for running problems through a second time for verification. With the Univac, electronic data processing came of age.

The many post-Univac computers produced in the past few years have further opened a new era in man's ability to organize and make use of factual information. Electronic computation has already brought about substantial changes in patterns of living, and scarcely a week goes by without someone's finding a new use for computers, a new way in which electronic data automation can be applied to eliminate the drudgery of making complex calculations "by hand." Meanwhile, rapid strides are being made in the further refinement and development of computers themselves, particularly in the miniaturization and improvement of their components through the use of smaller and more reliable transistors, resistors, diodes, etc.

Proper Perspective. In the first tumult of publicity about computers during the early fifties (particularly when the Univac won national prominence for successfully predicting the outcome of the 1952 Presidential election), the misleading term "giant brain" caused a good deal of confusion—and some uneasiness—with its implication that science had given birth to a thinking device superior to the human mind. Nowadays, most people know better. They know that, by human standards, the "giant brain" is a talented "idiot," that it is wholly dependent on instructions and thus can't really think at all—that it is, in other words, only a machine. This simmering down of the public's "gee-whiz" attitude toward computers is a healthy sign, for no tool can ever be truly useful if it inspires awe in its users instead of trust.

To the same end, it's a good idea to think of the computer in its historical perspective—not as an overnight phenomenon, but as the fruit of a practical science with its roots far in the past. Pascal, Leibnitz, Babbage and the others, if they were alive today, would probably not be astonished by the "miracle" of electronic data processing. More likely, they would simply be pleased to find that their pioneer work had been brought to fulfillment. —50—



Electronic House-Sitter

*Easy-to-build unit
lets you monitor household
activities at a distance*

By LOUIS E. GARNER, Jr.

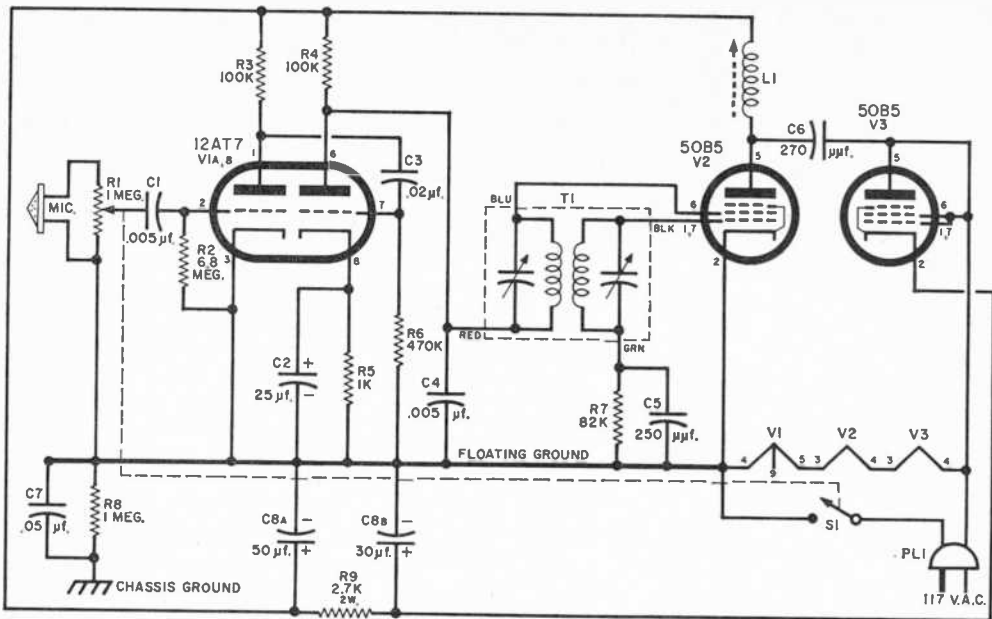
FOR a few dollars' worth of parts and several evenings' work, you can own an "Electronic House-Sitter," a useful little gadget that will:

- Let you know immediately if someone knocks on your front door, even though you are visiting a neighbor.
- Serve as a remote baby-sitter while you're out-of-doors, telling you the moment the baby wakes and starts to cry for his bottle.
- Allow you to listen to your favorite records or radio programs while you're working, yet call you immediately if the telephone rings.

The Electronic House-Sitter is a low-power transmitter operating in the AM broadcast band. It can be used in conjunction with any radio, though transistorized models are usually preferable because they are self-powered and small enough to be slipped into a spare pocket. With the transmitter broadcasting any sounds occurring in its vicinity, and a transistorized receiver in your pocket, you can wander all over the neighborhood and still know what's going on at home.

No separate antenna is required; the unit employs the house wiring as an antenna. A





PARTS LIST

- C1, C4—0.005- μ f., 600-volt paper capacitor
 C2—25- μ f., 25-volt electrolytic capacitor
 C3—0.02- μ f. disc capacitor
 C5—250- μ f. ceramic capacitor
 C6—270- μ f., 600-volt capacitor
 C7—0.05- μ f., 600-volt paper capacitor
 C8a, C8b—30-50- μ f., 150-volt electrolytic capacitor
 L1—Ferrite-core loopstick antenna coil (Meissner No. 14-9015)
 PL1—Polarized line cord plug (see text)
 R1—1-megohm potentiometer
 R2—6.8 megohms
 R3, R4—100,000 ohms
 R5—1000 ohms
 R6—470,000 ohms
 R7—82,000 ohms
 R8—1 megohm
 R9—2700-ohm, 2-watt resistor
 S1—S.p.s.t. switch ganged with R1
 T1—455-kc. i.f. transformer (Meissner No. 16-6658)
 V1—12AT7 tube
 V2, V3—50B5 tube
 MIC—Crystal microphone cartridge (Lafayette PA-27)
 1—4 $\frac{7}{8}$ " x 3 $\frac{7}{8}$ " x 1 $\frac{1}{4}$ " aluminum chassis
 1—4" x 5" x 6" metal utility box (Bud CU-729B)
 2—Seven-pin miniature tube sockets
 1—Nine-pin miniature tube socket

Wireless house-sitter uses "floating" ground to keep power line clear of chassis and eliminate possibility of dangerous shocks.

ing an appropriate hole in the case and covering it with a snap hole plug. Be sure to include ample ventilation holes to allow tube heat to escape.

All major parts except the microphone and output coil are mounted with standard

HOW IT WORKS

Sound is picked up by the crystal microphone and fed to a conventional two-stage resistance-coupled amplifier (V1). The amplified audio frequency signal appears across R4 and is superimposed on the voltage applied to the screen grid of oscillator V2. This modulates the r.f. signal. The r.f. oscillator (V2) is unique in that it operates as a combination oscillator and frequency doubler. Oscillator transformer T1 is tuned to one-half the frequency of output tank coil L1 which resonates in the broadcast band. Thus, the r.f. output is kept at a low level.

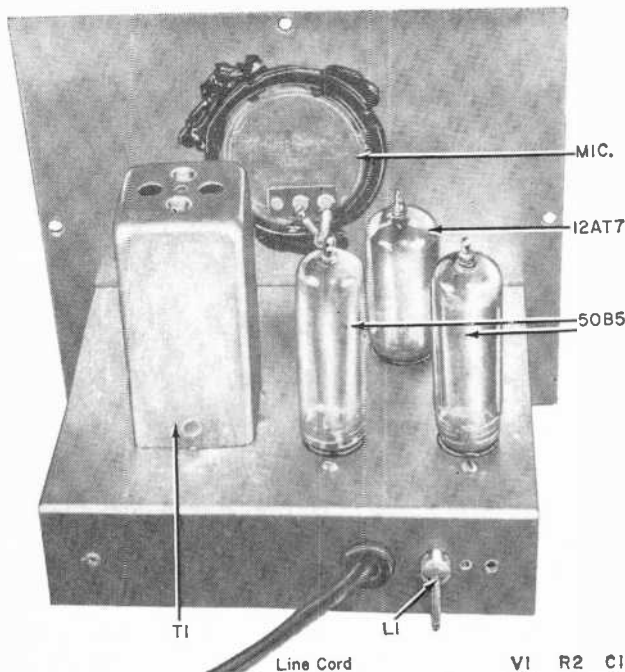
The screen grid of V2 serves as the "plate" of a triode oscillator. Transformer T1 furnishes the feedback path between screen and control grids necessary to obtain oscillation. The r.f. developed in the "triode" is doubled in V2's plate circuit by tank coil L1, which is tuned to the broadcast band by its ferrite core and distributed wiring capacities. Resistor R7, bypassed by C5, serves as the oscillator's grid-leak resistor and shunt capacitor. The modulated output signal appears across L1 and is coupled through C6 to the "hot" side of the 117-volt a.c. line.

The power supply is a conventional half-wave rectifier using a 50B5 (V3) with its screen and control grids connected to its plate. The "ground" side of the power line connects to a "floating" ground circuit through S1, and the "floating" ground in turn is connected to the chassis through C7, shunted by R8. Combined with the use of a polarized plug (PL1), this "floating" ground insures a shock-free chassis, although a transformerless supply is used.

special circuit keeps the output power within the limits stipulated by the FCC.

Assembly. Made from standard, readily available components, the gadget can be wired in two or three evenings, even by a builder with limited experience. It is a.c.-operated and measures only 4" x 5" x 6" over-all.

When drilling the case and panels, you should make provisions for reaching the oscillator transformer (T1) adjustments after assembly. This can be done by punch-



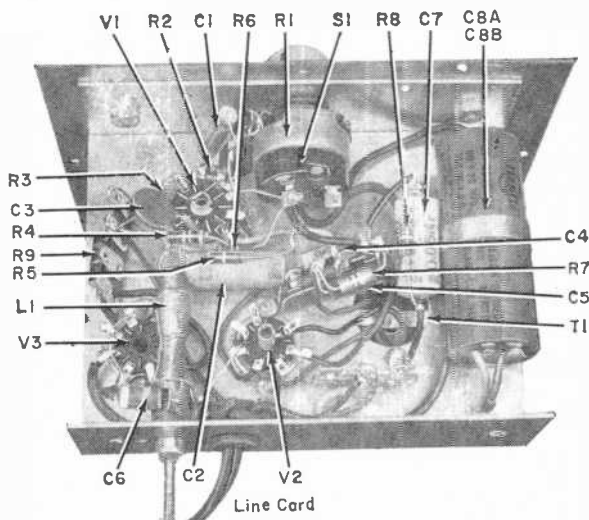
Parts layout is not critical. Only R8 and C7 should be connected directly to chassis. All other components which are grounded are connected to floating ground tie points or bus bar.

machine screws, nuts, and lock-washers. The microphone is furnished by the manufacturer with a rubber gasket which is cemented to the instrument's front panel. Coil L1 is fitted with a familiar spring snap mounting and is simply slipped into an appropriate hole.

If you're unable to locate a commercial polarized plug for PL1, you can make your own by soldering a small piece of wire around the edge of one prong of a conventional line plug. This makes one wider prong which serves as the "ground" side of the line where a correspondingly polarized wall socket is used.

Adjustment and Test. With assembly completed, you are ready for preliminary tests. But double-check all wiring *before* installing the tubes or connecting to line power. If everything checks out, install the tubes and plug in the unit.

Turn the instrument on and allow a minute or two for warm-up. Use a 5000 ohms/volt (or better) voltmeter set for its 50-volt d.c. scale (or a VTVM) to check for d.c. voltage across R7 (grid "end" is negative). Switch to a lower scale if necessary. If




there is no d.c. voltage across this resistor, the oscillator is not working. Try adjusting T1's trimmer capacitors, checking again for a d.c. voltage. Also check for about 125 volts d.c. between pin 5 of the 50B5 oscillator (V2) and the "floating" ground. If you are still unable to obtain oscillation, try reversing T1's secondary connections.

Once you are sure the oscillator is working, mount the instrument in its cabinet, and remove the snap plug covering T1's adjustments.

Since the Electronic House-Sitter is used
(Continued on page 118)

STEREO Tone Arm



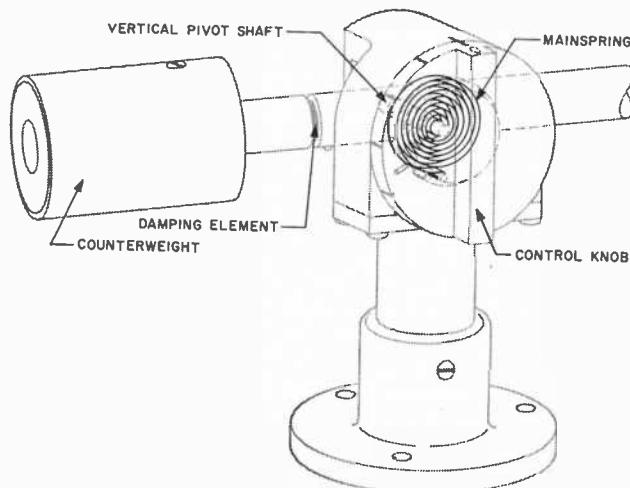
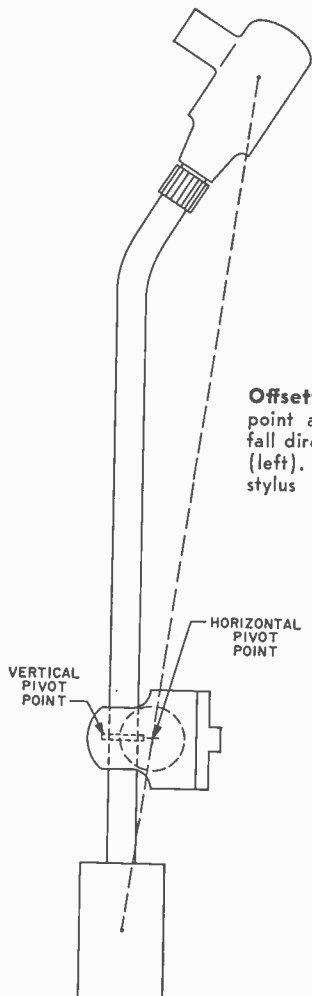
Empire 98
features unique
stylus pressure system


ONE of the newest and most advanced stereo tone arms available is being produced by a relatively new manufacturer, Audio Empire, 1075 Stewart Ave., Garden City, N. Y. The Empire 98 should do much to establish Audio Empire as a name synonymous with high quality in the high-fidelity field.

The first thing about the Empire 98 that strikes the eye is the unusual housing at the main pivot points. This housing serves two purposes. First, it enables the *vertical* pivot point to be offset from the center of the *horizontal* pivot point. This makes it possible to put the arm's center of mass directly over the horizontal pivot point (see diagram at left) and thus achieve "dynamic balance" meaning that the arm is balanced in *all* planes. Secondly, the housing contains the "works" of a unique system for adjusting stylus pressure.

(Continued on page 112)

Offsetting the Empire 98's vertical pivot point allows the arm's center of mass to fall directly over the horizontal pivot point (left). "X-ray" view of pivot housing and stylus pressure system is shown below.





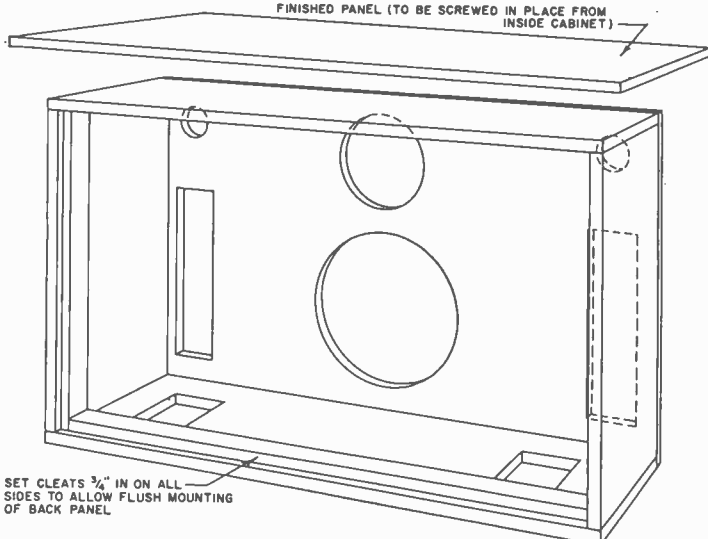
How to build a **3-Way** **Speaker System**

THE THEORY of bass reflex design is still confusing to the audiophile despite (or perhaps because of) the many articles that have been written about it. Rather than cast another stone into the already muddy waters of bass reflex design theory, we are presenting here a good practical cabinet which was developed for a three-way speaker system manufactured by Cletron, Inc., 1974 East 61st St., Cleveland, Ohio.

First a word about three-way systems in general. Although there have been numerous arguments concerning the use of single speakers to cover all frequencies, most of the authorities agree that a division of the audio frequency range between two or more speakers is the preferred technique for achieving wide-range response at

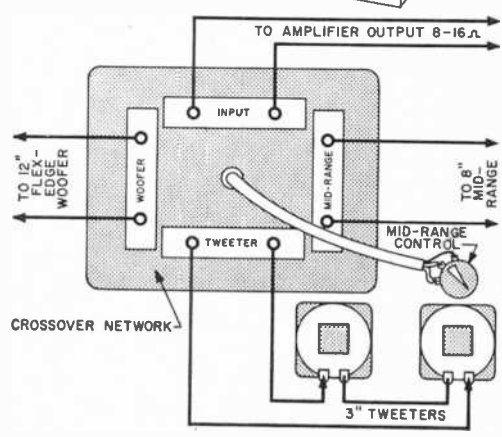
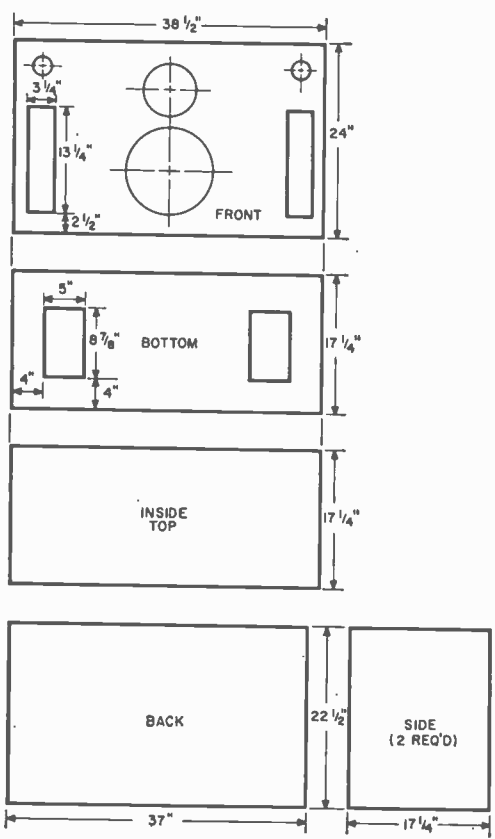
*In this age of specialization,
it's a sound idea
to have each of the speakers
in a system handle
a specific frequency range*

FINISHED PANEL (TO BE SCREWED IN PLACE FROM INSIDE CABINET)



All joints are butted, glued and screwed. Cleats (1" x 3") are cut to size and used for the mounting of the rear panel; they may also be used to reinforce the butt joints. Panels are cut from 3/4" fir plywood to the dimensions shown. Cabinet is lined with hi-fi felt and Mello-tone grille cloth is wrapped around cabinet front and sides.

SET CLEATS 3/4" IN ON ALL SIDES TO ALLOW FLUSH MOUNTING OF BACK PANEL



Hookup of Cletron speakers. Cross-over control affects mid-range frequencies only. Note series-connected dual tweeters for maximum treble dispersion.

low distortion. And so most speaker manufacturers have provided a variety of bass woofers, treble tweeters, and mid-range squawkers (with associated networks), each designed to handle the range that it "knows best" and then acoustically recombine the separate frequency bands into the illusion of orchestral reality so sought after by the audio fan.

It is here, in the acoustic-reassembling process, that the two- and three-way speaker systems run into difficulties and criticism. Improperly designed crossovers and unmatched speakers are responsible for more bad sound than the novice would believe possible. All manner of errors are made

(Continued on page 119)



Across the Ham Bands

By
HERB S. BRIER
W9EGQ

THE LINEAR AMPLIFIER STORY

LAST MONTH we talked about adding a VFO and a modulator to a low-power, crystal-controlled c.w. transmitter to increase its versatility. Sooner or later, you will undoubtedly want to increase your transmitter *power*, in order to get out better, especially if you can operate only on weekends or in the evenings when interference is heaviest.

Now that most manufacturers of amateur transmitting equipment include linear amplifiers for all ham bands between 3.5 and 148 mc. in their equipment lines, you may be considering the possibility of lifting yourself out of the low-power class by using your present transmitter to drive such an amplifier. It can be done, of course. But does this offer any advantages over simply replacing your present low-power

transmitter with a more powerful one? In order to answer that question, we should first know a little about r.f. power amplifiers.

Amplifier Operation. Actually, the essential difference between a linear r.f. power amplifier and a conventional class C amplifier is in the way they are operated. For example, if you operate the amplifier tubes with a high negative grid bias and increase the input signal to beyond the point that gives maximum output, you have a class C amplifier. Its efficiency will be high—approximately 75% in practical class C amplifiers—but its output signal will look like it's on a pogo stick. Fortunately, the amplifier output tuned circuit will smooth out the distortion and deliver a sine-wave signal to the antenna.

In a linear amplifier, the grid bias on the tubes and the input signal are adjusted so that the output signal is an exact (linear)

Ham of the Month.....


Our Ham of the Month for February is H. S. "Howy" Bradley, W2QHH, Hamilton, N. Y. Howy's specialty is working DX stations and obtaining their QSL cards to earn the various achievement awards offered by ham organizations throughout the world.

Most of us have trouble enough working all the states and getting one QSL card from each one to earn WAS. W2QHH has worked all states on *every* ham band between 1.8 and 29.7 mc. He has the WAS certificates to prove it, too. WAC? W2QHH has worked all continents on six ham bands. DXCC? W2QHH has 284 countries worked and confirmed since World War II. In addition, he has worked 100 or more countries on five ham bands.

Space does not permit describing all the rest of Howy's 90-odd certificates, but here is a sampling of them: DXCC-phone, WAC-YL, WAS-YL, YLCC-1000 (who said YL hams are scarce?), AAA (All Africa Award), 4X4, KZ5-100. He also has a 35-wpm code certificate, an A1-operator certificate, and several public service awards from the ARRL.

Howy doesn't think there is any thrill in working DX with high power; he never runs over 55 watts and often uses as little as 10 watts input to a Johnson Ranger transmitter feeding a 135' end-fed antenna 30' high. He receives on a Collins 75A2.

When not hamming, Howy is a mailman and a stamp collector.



reproduction of the input signal. Used in this manner, the amplifier has a practical efficiency of approximately 65%.

Class C amplifiers make good c.w. amplifiers due to their high efficiency. Also, as the output signal varies in exact step with any change in plate voltage, such an amplifier can be modulated for phone operation by feeding a high-power audio signal into

watt of input as it does when fully excited. This is the price paid for eliminating the high-power plate modulator. And it is the reason that linear amplifiers, except the 1000-watt ones with oversize tubes, have lower power ratings for AM operation than for c.w. or single-sideband operation.

Making a Choice. With this information, deciding whether to add an amplifier to your present transmitter or to buy a complete new transmitter becomes a matter of determining which gives you the most power into the antenna per dollar, remembering that it is not worth the effort to increase transmitter power unless you at least double the amount of input power getting into your antenna.

Check several manufacturers' catalogs and you will find a couple of linear amplifier kits rated at 500 watts input on c.w. and single-sideband, and 200 watts on AM phone, for between approximately \$170 and \$250. Allowing for circuit losses, they will deliver an output of over 300

watts on c.w. and single-sideband, and 60 watts on AM phone. Also in the same price range are a pair of 150-watt AM phone, 180-watt c.w. transmitter kits, which will deliver 100 watts output on phone and 125 watts on c.w.


Obviously, the linear amplifiers will give you far more watts per dollar on c.w. than the complete transmitters, even if you add the original cost of your present transmitter to their cost. But for AM phone work in this price and power range, the opposite is true.

However, as you compare higher-power units of equal quality, whether in kit or wired form, the linear amplifiers look better as AM amplifiers. In fact, a 1000-watt linear amplifier will deliver a 300-watt AM signal to your antenna at a lower cost than you can obtain the same power output from

(Continued on page 121)



Ken, KN6JHI, Sherman Oaks, Calif. See News and Views.




Bob, K8OKT, Allen Park, Mich.

its plate circuits, to "swing" the d.c. plate voltage from zero to twice its unmodulated value (for 100% modulation).

Linear amplifiers are used to amplify any signal whose exact waveform must be preserved, such as the signal from a low-power AM or single-sideband phone transmitter. With linear amplification, you eliminate the high-power modulator needed for the class C amplifier. An AM signal fed into the linear amplifier is adjusted until the r.f. voltage at the control grid of the amplifier tube is just half the value that gives maximum undistorted output. Consequently, when this signal voltage doubles on modulation peaks, the linear amplifier can deliver the required peak power output without distortion or overload.

Such operation cuts the average efficiency of the amplifier in half. Therefore, it delivers only half as much power output per

Build this Transistorized Signal Injector



TROUBLE-SHOOTING r.f. or audio gear frequently involves localizing the dead stage or stages in the equipment under test. When that type of job has to be done, there's no technique more useful than "signal injection." And with the advent of the transistor, a compact self-contained signal generating unit can be built which simultaneously covers both radio and audio frequencies without the necessity of switching or frequency readjustment. Since an audio signal with a high harmonic content will reach right up into the broadcast band, that is the type of signal the injector shown here is designed to produce.

Construction. The author's model was constructed in a small plastic box that originally housed a phonograph cartridge. Any container will do; the exact construction technique is best left up to the builder. A small strip of perforated phenolic serves as the base for the components, and here again the mounting technique is up to the builder. There are no special precautions to be taken other than the normal observance of battery polarity and color coding of the transformer's leads.

Almost any inexpensive *p-n-p* transistor

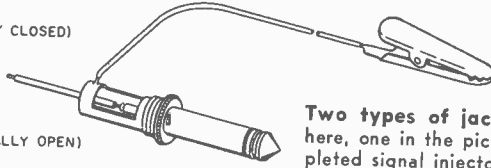
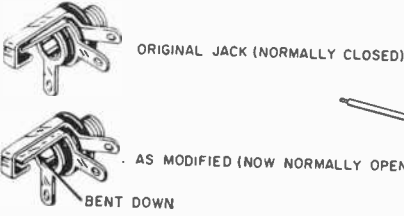
... for audio
and r. f.
trouble-shooting

By DAVE GORDON

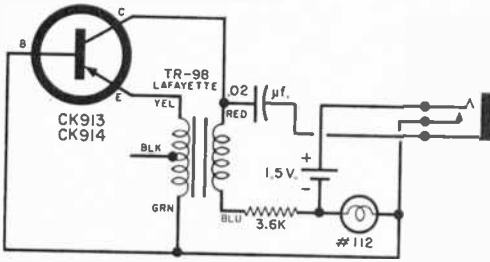
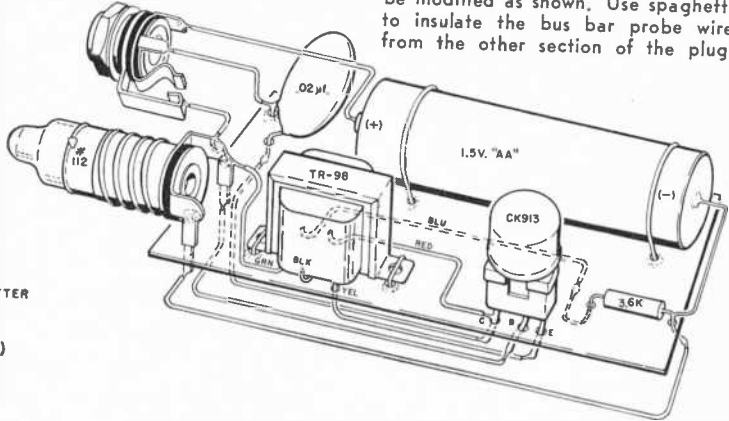
will work well in the circuit with the values given. Current drain of the transistor is so small that the 1½-volt "AA" cell can be soldered directly into the circuit without fear of the need for frequent replacement.

The unit is switched on by inserting the miniature phone plug probe. A slight modification must be performed on the jack to allow it to function as a switch (see diagram). The probe end is a 1½" length of bus bar wire soldered to the "hot" center terminal of the miniature phone plug.

Operation. The signal injection technique involves applying the probe to each

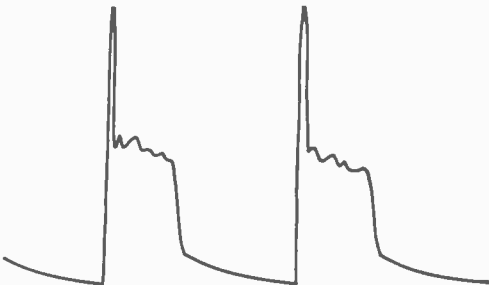


Two types of jacks are illustrated here, one in the pictorial of the completed signal injector (below) and the other at far left. Either type must be modified as shown. Use spaghetti to insulate the bus bar probe wire from the other section of the plug.



HOW IT WORKS

When the injector circuit is switched on, a small amount of current passes through the collector-base circuit of the transistor and the transformer's high-impedance winding. Current is induced in the secondary which causes a small current flow in the emitter-base circuit. If the secondary is correctly phased, there will now be an increase in the collector current (I_{ca}) due to normal transistor action which will continue until magnetic saturation of the transformer's core takes place. At this point there can be no further increase of collector current—a static condition exists and the magnetic field collapses. Another cycle is started by the collapse of the field. The squared-off waveshape of the output is due to transformer saturation and intermittent cutoff of the magnetic field.



Perforated phenolic board is used as the "chassis." Components are held in place by threading their leads through the board. To avoid confusion, unused holes are not shown in the pictorial.


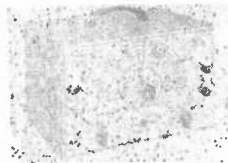

stage of the circuit working from the output stage to the input stage. As you work back toward the input—from plate to grid of each tube—the signal should get progressively stronger as each stage of amplification is added.

To prevent either overloading the unit under test by too high an input signal or loading it down by the injector's low impedance, it's a good idea whenever possible *not* to use the ground clip of the injector, but to hold it between your fingers to provide a sort of counterpoise to the injector's output.

The prefocused "spotlight" included in the injector comes under the heading of a de luxe optional accessory. It's extremely handy for probing into those dark corners of the chassis, but remember that the bulb draws many times the current of the transistor, so use the bulb as little as possible. It can be switched on and off by loosening or tightening it in its socket.

Output waveform of the signal injector has about a 1000-cycle fundamental frequency. Note high peak on the leading edge which extends the harmonics.

**Test
Instruments**



the **Audio Generator**

By **LARRY KLEIN**
Technical Editor

Part 2 Sulzer Bridge-T Circuit

AS YOU might suspect from the number of circuit designers' names associated with oscillators (Wien, Clapp, Hartley, Colpitts, etc.), there's more than one way to skin a cat—or generate a signal. Some of these oscillator circuits are suitable for use in audio-frequency generators, but—for several reasons—most are not.

In order to qualify for audio generator use, the oscillator's frequency-selecting setup must be relatively simple and easily variable, and its output must be relatively distortionless and constant over the desired frequency range. This is a pretty tall order, and it's no wonder that only a few types of oscillators make the grade.

Before we get involved with any other type of oscillator, let's go back for a moment for a "refresher" look at the Wien bridge.

In last month's discussion, we saw that an understanding of negative and positive feedback was essential to an understanding of oscillator circuits in general.

The Wien bridge, as you will recall, relies upon a tuned series-parallel positive feedback network ($R1$, $C2$, and $R5$, $C3$ in Fig. 8) which determines the frequency of oscil-

lation. In addition, the Wien circuit has a negative feedback loop ($R9$, $B1$) to stabilize the oscillator's output. This system works pretty well, as the number of Wien oscillators in use will attest.

Sulzer Circuit. The only serious rival to the supremacy of the Wien bridge in the audio generator field was developed by Peter Sulzer of the U. S. National Bureau of Standards laboratories. A johnny-come-lately as far as "standard circuits" go, Mr. Sulzer's brain-child is rapidly finding employment in a number of instruments within the service-technician's and hobbyist's price range.

A fine example of a straightforward adaption of the Sulzer circuit to an instrument available in kit form is provided by the Knight-Kit audio generator. The complete schematic of this unit is shown in Fig. 9. The essence of the Sulzer circuit is found in the two-stage amplifier which uses a high-gain pentode voltage amplifier ($V-1$) feeding a pentode power amplifier ($V-2$).

Although superficially the Sulzer circuit appears very similar to the Wien arrangement in that both positive and negative

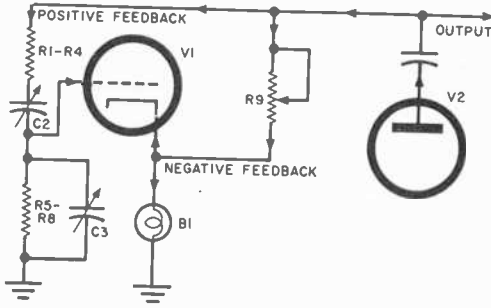


Fig. 8. Basic Wien bridge circuit includes negative feedback and frequency determining positive feedback loop.

feedback are used, the two circuits take a different approach to the problem of frequency selection.

The Wien bridge has an untuned (non-frequency-discriminating) negative feedback loop and a tuned positive feedback loop. The positive loop, tuned to a selected frequency, overrides the negative feedback at that frequency—and the circuit oscillates.

Fig. 9. Knight-Kit audio signal generator features low distortion output over exceptionally wide frequency range.

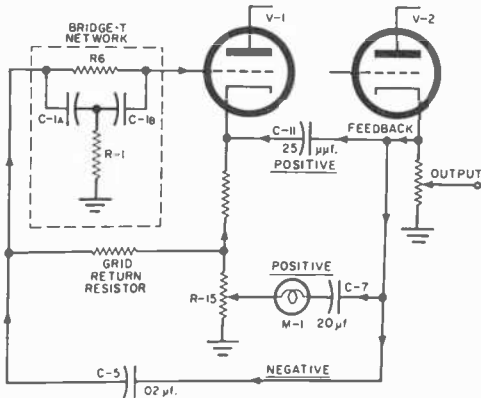
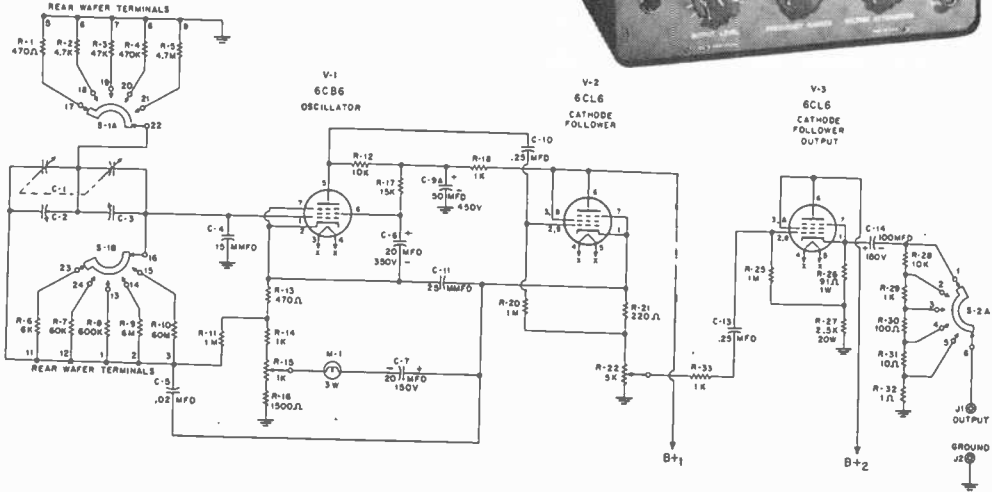


Fig. 10. The Sulzer circuit employs positive feedback and a negative feedback loop nulled at one frequency.

lates. Operation of the Sulzer circuit, on the other hand, depends on an *untuned* positive feedback loop and a negative feedback loop which is tuned *out* at the desired frequency of oscillation.

Separate Loops. If the circuit of Fig. 9 were stripped down to its feedback elements, it would appear as in Fig. 10. Now that we've cleared away the surplus circuitry, no less than *three* feedback loops are revealed (one negative and two positive), all issuing forth from the cathode of V-2 (the 6CL6 power tube). The two separate positive feedback loops (these are the ones responsible for the oscillation) are returned to the cathode of V-1 (the 6CB6) by two separate paths.

(Continued on page 114)


FOR MANY YEARS the E. F. Johnson Co. of Waseca, Minnesota, has been manufacturing top-notch ham equipment, so it's no great surprise that they have come up with a well-engineered Citizens Band transceiver. The Viking "Messenger" is particularly well suited for portable applications as it is small enough to fit under the dashboard of a car, on a boat, or even on a desk. An effective range of up to 30 miles is claimed by the manufacturer; the range is not limited by the design of the unit but rather by the Citizens Band's line-of-sight transmission characteristic.

Both the superhet receiver and the transmitter are crystal-controlled. This means no hunting for the channel you want. A flip of the small front-panel switch and you're ready to receive and transmit on any one of five channels. It's even easier than tuning a TV set because you don't have to make fine tuning adjustments when you switch from channel to channel.

Two other front-panel controls are provided: "volume" and "squelch." When you're receiving, the squelch control is adjusted for a golden silence. The instant someone calls you, the calling voice pops out as from an office intercom. Without this control, you would have to listen to background noise and static while waiting to be called.

Since the microphone houses the press-to-talk switch, the unit can be operated with one hand. The illuminated "transmit" indicator on the front panel flickers with your voice to show that you're actually on the air. When you release the press-to-talk button, the "transmit" indicator goes out and your caller comes back.

A look inside the heavy-gauge steel cabinet reveals the professional-looking construction job and the use of quality components, including ceramic insulation where needed. The under-chassis wiring is nice and tidy, and the over-all appearance of the unit suggests that here is a piece of equipment that will provide many years of service with a minimum of repair.




New Citizens Band Transceiver

**Viking Messenger crystal-controlled unit
permits five-channel switch tuning**

Several outwardly identical models are available which operate on 6, 12, or 24 volts d.c. in addition to 117 volts a.c. There is also a 230-volt a.c. model. The basic price of \$129.75 is for the model that operates on 117 volts a.c. only; models incorporating the d.c. power input feature are \$139.75.

The "Messenger" seems to be a well-engineered and versatile transceiver, and private citizens who have a need for short-distance radio communications—either for personal or business use—should investigate its features.

-30-



DISMAY—closely followed by horror—scampered across her face. The cups on the serving tray rattled and coffee slopped out of the pot.

"You're doing it again!" she wailed. "All this time I thought you were repairing the electric clock as you promised—and instead, *you're doing it again!*"

I glanced up from the components laid out before me on the workbench. Calmly, I wiped spilled coffee from my face.

"Do you mind putting that tray down," I requested pleasantly, "before you continue with your hysteria?"

"I got a right to have hysterics," she said emphatically, placing the tray on the workbench and herself in a nearby chair. "How many other wives have to put up with husbands who insist upon making radio-controlled gismos that *always* bring disaster? I ask you, how many?"

"Probably thousands," I murmured, carefully filling the 6-volt wet battery with electrolyte. "You're a courageous group of women—the whole, emotionally unstable lot of you."

"W-What is it?" she asked, indicating the beautifully wrought, ingeniously designed model airship suspended over the bench.

I pushed aside the servo-rudder linkage systems and made room for my coffee cup.

I leaned back and regarded the lady with a tolerant smile.

"It's a scale-model of a well-known dirigible," I told her. "I call it 'The Cloud' because it's bound to have a silver lining, figuratively speaking. This is *one* R/C model which has been cunningly designed to be absolutely *foolproof* against all manner of disaster!"

"Wanna know something?" she squinted thoughtfully at me. "You're a die-hard."

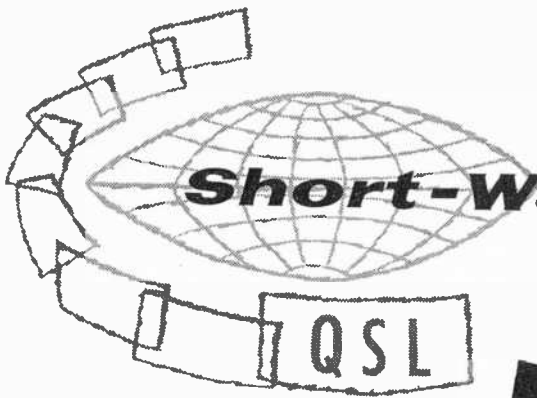
"All we men of determination and tireless brilliance are die-hards," I admitted. "That's why we ultimately demonstrate success. We never quit until we've licked the problem!"

I sipped some coffee. "In this case, I am happy to announce that the heretofore problem of R/C models meeting untimely ends has been vanquished!"

"?" said her expressive eyebrows in unison.

"It's quite simple. I've merely eliminated all the possibilities of trouble which were responsible, in one form or another, for the destruction of earlier models! If your stolid, domestic mind can grasp the meaning of this accomplishment, you are welcome to congratulate yourself for having snagged a genius." I studied my fingernails, modestly.

"I don't believe it! I just can't bring my-



Short-Wave Report

By HANK BENNETT
W2PNA/WPE2FT

TRAFFIC NETS

DURING recent months many of our Short-Wave Monitors have received acknowledgments of reports or other brief messages pertaining to this column which were sent via amateur radio rather than by mail. It is not our intention to go into a lengthy discussion of amateur radio here, nor do we wish to encroach upon the domain that is so ably handled by our colleague, Herb Brier. We would, however, like to discuss briefly the amateur radio traffic systems as they apply to us.

The purpose of traffic nets is to pass third-party messages in a quick, efficient manner from the point of origin to final delivery. All basic rules and regulations covering amateur radio are observed, and strict net procedure is followed. Most nets are "directed," that is, one station is in complete charge of all operations within a particular net. It is the duty of the control station to open the net, check all stations into the net, route all traffic (messages), and close the net when business is completed.

All nets operate on specific frequencies and at definite times. Many operate only on weekdays while some are on a seven-day-per-week basis. Your Short-Wave Editor is a member of the New Jersey Net which opens at 1900 EST daily on 3695 kc. If you can copy code, listen for "CQ NJN" followed by a roll call of stations.


An outbound message from W2PNA is prepared with point of origin information, address, message, and signature. And a brief notation is included on the message blank showing to whom the message was

sent (by station call sign and/or net identification), the date and time.


Recently we needed the WPE call of one of our monitors. Two of the blanks above show the message that was sent and the reply. An interesting point was brought out as a result of this reply. The operator that passed the message on claimed that an

(Continued on page 126)

The AUDIO VTVM



Arkay AV-20 — a specialized hi-fi instrument in kit form



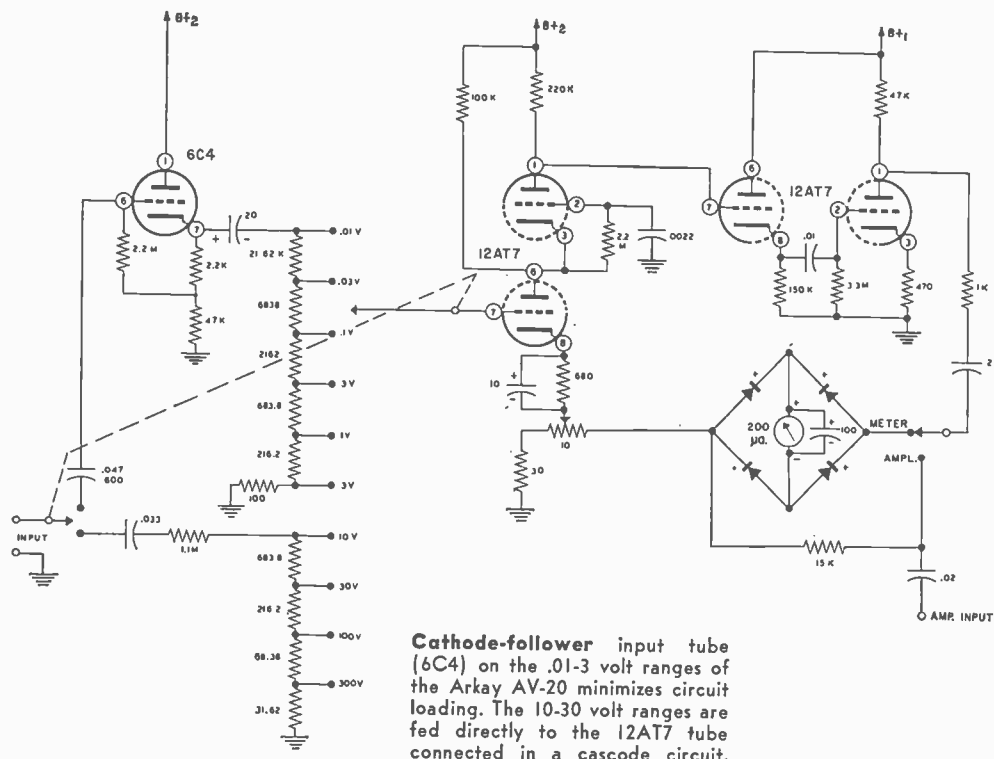
WHEN an audio engineer wants to measure the output of a magnetic phono cartridge, the signal voltage through a preamp, or the hum level of an amplifier, there's one instrument he invariably reaches for—the audio vacuum-tube voltmeter.

Because of its built-in amplifier, the audio VTVM can provide reliable measurements down to below

.001 volt over a wide frequency range. The top voltage range is usually 300 volts—which is certainly all the *audio* voltage you'll ever need to measure. A standard VTVM (if available) or even a VOM can take over long before the 300-volt range is required.

Features. As is common with these highly specialized instruments, the AV-20 (Arkay, 88-06 Van Wyck Expressway, Richmond Hill 18, N. Y.) has no provision for d.c. voltage or resistance measurement. However, there is an easily read db scale with a range of over 100 db which is just fine for making hum level and frequency response checks.

The db scale, to the novice unfamiliar with its meaning,



usually seems quite mysterious. Let it suffice to say here that db readings have certain practical advantages in that they roughly correspond to the ear's amplitude response curve. And since the db scale is now a standard used throughout the electronics industry for indicating loss and gain, specifications stated in db carry the same meaning to an engineer in Australia as they do to an engineer in Zanzibar.

As an extra bonus, the built-in amplifier of the AV-20 meter is available for use as a wideband hum-free preamplifier. If you have a low-gain oscilloscope, you'll particularly appreciate this feature.

The large 6" meter movement provides an easy-to-read spread-out meter scale. This is also an important feature, particularly in audio work where taking a response curve may involve many different readings over a short period of time.

Assembly. The major wiring is done on a small subchassis which is later mounted to the front panel. Some of the components in the model we assembled were somewhat difficult to install because of the cramped wiring area, but the experienced constructor should have little or no trouble.

Calibration accuracy is very good on all scales. If a slightly nonlinear scale reading is obtained, it will probably be due to one of the 12AT7 tubes, rather than to defective or off-tolerance components. The parts used are of good quality and should provide long, trouble-free service.


Circuit Details. A number of interesting circuits are incorporated in the AV-20. A 6C4 operates as a cathode-follower input tube on the .01-3 volt ranges to minimize circuit loading. The output of the 6C4 is fed to a cascode circuit which uses both triodes of a 12AT7. Another cathode follower (first triode of the second 12AT7) takes the output of the cascode amplifier and feeds it to the meter amplifier (second triode of the 12AT7) and thence to the diode bridge rectifier and meter.

Negative feedback is taken from one section of the four-diode bridge and fed back to the cathode of the first 12AT7 triode. A 10-ohm calibration potentiometer controls the amount of negative feedback, and hence the gain.

All in all, the Arkey AV-20 represents a very good buy for the advanced audio experimenter or serviceman.

(Advertisement)

The Most Talked About Stereo Control Center Kit...



With all the
versatility
of a Broadcast
Station
Control Center

WHEN we at Lafayette first started thinking in terms of a Stereo Control Center, we were determined to reach a new high in the electronics/high fidelity world.

When the drawing board plans were completed and checked out, we were proud of our achievement.

When the vision became reality, when the Lafayette KT-600 reached the market, we knew we had accomplished our mission.

But in all honesty, we never expected the tremendous acclaim of approval that went up from coast to coast — from experts, magazines, stereophiles. We were even proud when the imitations appeared.

Features. Our aim was to incorporate as many features, old and new, as possible.

"A very effective means is provided for matching the electrical outputs of both channels exactly . . . (with) level adjustments . . . set for a null . . ."

High Fidelity Magazine-Oct. 1959

"Another unique feature . . . is the incorporation of a 'presence control'."

Electronics World-May 1959

Performance. Our aim was to construct a unit that would satisfy experts, please stereophiles, and convert novices.

"This unit should not add in any way any coloration to the sound reproduction." Electronics World-May 1959

"The KT-600 is essentially flawless . . . highly unlikely to be a source of distortion in an audio system."

Audio Magazine-May 1959

"For all practical purposes . . . may be considered a distortionless device . . ."

High Fidelity Magazine-Oct. 1959

Construction. Our aim was twofold—easy to assemble, sure to last.

". . . there's little chance of making a mistake in putting the unit together."

Popular Electronics-Nov. 1959

"Components and hardware are of the quality one expects in a high-grade instrument." Audio Magazine-May 1959

". . . instructions were terrific!"

P. L., B'klyn, N. Y.

To sum it up. Our aim was the best unit ever made.

"The Lafayette KT-600 is unquestionably one of the most flexible stereo control units available today."

High Fidelity Magazine-Oct. 1959

"The KT-600 is the most remarkable electronic instrument I have seen . . ."

H. K., Akron, Ohio

"Congratulations on a fine kit."

H. D., Red Bank, N. J.

"Everything excellent!"

C. J., Randolph, Mass.

". . . one of the finest stereo preamps available . . ." W. M., Santa Rosa, Cal.


"I have thoroughly enjoyed building the KT-600 . . ." W. N., Marianna, Ark.

The KT-600 kit, a product of Lafayette Radio Corporation, 165-08 Liberty Avenue, Jamaica 33, New York \$79.50
Factory wired (LA-600) \$134.50



Transistor Clock Radio Kit

New



HEATHKIT TCR-1

\$45⁹⁵



LEATHER CARRYING CASE
HEATHKIT No. 93-3
Shpg. Wt. 2 lbs.

\$4⁹⁵

Everything A Clock Radio Can Offer And Portable Too!

- Completely portable, all transistor circuit
- Runs up to 500 hours on standard batteries
- Deluxe features at half the cost
- Easy to assemble—even by beginners

"YOUR CUE" TRANSISTOR CLOCK RADIO KIT (TCR-1)

Take all the deluxe features found in the most expensive clock-radios, add the convenience of complete portability, plus a modern 6-transistor battery operated circuitry . . . then slash the price at least in half, and you have the new HEATHKIT "Your Cue", Transistor Portable Clock Radio.

Packing every modern clock-radio feature into a compact, beautifully styled turquoise and ivory plastic cabinet, "Your Cue" lulls you to sleep, wakes you up, gives you the correct time and provides top quality radio entertainment any time, any place. It can also be

used with the Heathkit Transistor Intercom system, below, to provide music or a "selective alarm" system.


An "alarm-set" hand, hour hand, minute hand and sweep second hand grace the easy-to-read clock dial. The "lull-to-sleep" control sets the radio for up to an hour's playing time, automatically shutting off the receiver when you are deep in slumber. Other controls set "Your Cue" to wake you to soft music or conventional "buzzer" alarm. A special earphone jack is provided for private listening or connection to your intercom or music system.

Six easily obtainable penlight-size mercury batteries power the radio receiver up to 500 hours, while the clock operates up to 5 months from a single battery of the same type. Ordinary penlight cells may also be used, with reduced battery life. The handsome two-tone cabinet, measuring only 3½" H. x 8" W. x 7½" D. fits neatly into the optional carrying case for beach use, boating, sporting events, hunting, hiking or camping. Shpg. Wt. 5 lbs.

Transistor Intercom Kit


Master unit can call any one, any combination, or all five remote stations. Remote stations can turn system "on" and call another. Each remote unit equipped with "privacy" switch. Master unit can be connected to new transistor clock-radio shown above (or any radio not AC-DC operated) to supply music or alarm to system; separate listen and talk volume controls; handsome case of two-tone ivory and turquoise high-impact plastic. Remotes are "look-alike" miniatures of master. Eight flashlight batteries power system up to 300 hours. Master and remotes sold separately; order up to five remote stations for each master station ordered.

INTERCOM AC POWER SUPPLY (XP-1): Adapts Intercom for permanent operation from household AC current. Fits in space normally occupied by battery supply. Shpg. Wt. 2 lbs. Heathkit XP-1 \$9.95



BATTERIES NOT INCLUDED
HEATHKIT XI-1 Master. \$27⁹⁵
Shpg. Wt. 6 lbs.
HEATHKIT XIR-1 Remote. \$6⁹⁵
Shpg. Wt. 4 lbs.

HEATH COMPANY / Benton Harbor, Michigan

 a subsidiary of Daystrom, Inc.

New Stereo Amplifiers

14/14-WATT STEREO AMPLIFIER KIT (SA-2)

A complete dual channel amplifier/preamplifier combination the new Heathkit SA-2, in one compact, handsomely styled unit provides all the modern features required for superb stereo reproduction . . . yet is priced well within your budget.

The SA-2 delivers 14 watts per stereo channel, and 28 watts total monophonic. Maximum flexibility is provided by the 6-position function switch which gives you instant selection of "Amp. A" or "Amp. B" for single channel monophonic; "Mono. A" or Mono. B" for dual channel monophonic using either preamp with both amplifiers; and "stereo" or "stereo reverse". A four position input selector switch provides choice of magnetic, phono, crystal phono, tuner, and an extra high level auxiliary input for use with tape recorder, TV, etc. The magnetic input is RIAA equalized and features 3 mv sensitivity—adequate for the lowest output cartridges available today.

The dual-concentric volume control is equipped with a friction clutch which can be set to lock the two controls together once the balancing of the two amplifiers has been accomplished.


Ganged dual tone controls adjust bass and treble response of both channels simultaneously. Proper speaker phasing may be conveniently accomplished with the speaker phase reversal switch located on the rear chassis apron. A hum balance control is provided for each channel. Two AC outlets, one controlled by the power switch, provide convenient accommodation for accessory equipment. As beautiful as it is functional, the SA-2 features the latest Heathkit styling in vinyl-clad steel with leather-like texture in black with inlaid gold design. Shpg. Wt. 23 lbs.

SPECIFICATIONS—Power output: 14 watts per channel, "hi-fi"; 12 watts per channel, "professional"; 16 watts per channel, "utility". **Power response:** ± 1 db from 20 cps to 20 kc at 14 watts output. **Total harmonic distortion:** less than 2%, 30 cps to 15 kc at 14 watts output. **Intermodulation distortion:** less than 1% at 16 watts output using 60 cps and 6 kc mixed 4:1. **Hum and noise:** mag. phono input, 47 db below 14 watts; tuner and crystal phono, 63 db below 14 watts. **Controls:** dual clutched volume; ganged bass, ganged treble; 4-position selector; speaker phasing switch. **AC receptacle:** 1 switched; 1 normal. **Inputs:** 4 stereo or 8 monophonic. **Outputs:** 4, 8 and 16 ohms. **Dimensions:** 4 $\frac{1}{2}$ " H. x 15" W. x 8" D. **Power requirements:** 117 volts, 50/60 cycle, AC, 150 watts (fused).

best stereo buy ever!



HEATHKIT SA-2
\$52⁹⁵



ECONOMY STEREO AMPLIFIER KIT (SA-3)

This amazing performer delivers more than enough power for pure undistorted room-filling stereophonic sound at the lowest possible cost. Featuring 3 watts per stereo channel and 6 watts as a monophonic amplifier, the SA-3 has been proven by exhaustive tests to be more than adequate in volume for every listening taste. You will find its ease of assembly another plus feature. Heathkit construction manuals, world famous for their clarity and thoroughness, lead you a simple step at a time to successful completion of the kit. Tastefully styled in black with gold trimmed control knobs and gold screened front and rear panel. A tremendous buy at this low Heathkit price. Shpg. Wt. 13 lbs.

SPECIFICATIONS—Power output: 3 watts per channel. **Power response:** ± 1 db from 50 cps, 20 kc at 3 watts out. **Total harmonic distortion:** less than 3%; 60 cps, 20 kc. **Intermodulation distortion:** less than 2% @ 3 watts output using 60 cycle & 6 kc signal mixed 4:1. **Hum and noise:** 65 db below full output. **Controls:** dual clutched volume; ganged treble, ganged bass; 7-position selector; speaker phasing switch; on-off switch. **Inputs (each channel):** tuner, crystal or ceramic phono. **Outputs (each channel):** 4, 8, 16 ohms. **Finish:** black with gold trim. **Dimensions:** 12 $\frac{1}{2}$ " W. x 6 $\frac{1}{2}$ " D. x 3 $\frac{1}{4}$ " H.

Go stereo for just \$29.95



HEATHKIT SA-3
\$29⁹⁵

New



Amplifiers



HEATHKIT EA-3
\$29⁹⁵

"BOOKSHELF" 14-WATT HI-FI AMPLIFIER KIT (EA-3)

Without doubt one of the finest investments you can make in a top quality amplifier and preamplifier combination. Features three switch-selected inputs, separate bass and treble tone controls, RIAA equalization and a special hum balance control. Tastefully styled in black simulated-leather with brushed gold trim. Shpg. Wt. 15 lbs.

NOTE THESE OUTSTANDING SPECIFICATIONS—Power output: Hi-Fi rating 14 watts; Professional rating 12 watts. **Power response:** ± 1 db 20 cps to 20 kc at 14 watts output. **Total harmonic distortion:** less than 2%, 30 cps to 15 kc at 14 watts output. **Intermodulation distortion:** less than 1% at 16 watts output using 60 cps and 6 kc signal mixed 4:1. **Hum and noise:** mag. phono input 47 db below 14 watts; tuner and crystal phono, 63 db below 14 watts. **Output impedances:** 4, 8 and 16 ohms.



HEATHKIT FM-4
\$34⁹⁵

HIGH FIDELITY FM TUNER KIT (FM-4)

This handsomely styled FM tuner features better than 2.5 microvolt sensitivity, automatic frequency control (AFC) with on-off switch, flywheel tuning and prewired, prealigned and pretested tuning unit. Clean chassis layout, prealigned IF transformers and assembled tuning unit makes construction simple and guarantees top performance. Flywheel tuning and new soft, evenly lit dial scale provide smooth, effortless operation. Housed in attractive vinyl-clad steel case with gold design and trim. A multiplex adapter output is also provided. Your best buy in an FM tuner. Shpg. Wt. 8 lbs.



HEATHKIT UA-2
\$22⁹⁵

UNIVERSAL 14-WATT HI-FI AMPLIFIER KIT (UA-2)

Living up to its title "universal" the UA-2 performs with equal brilliance in countless Hi-Fi and PA applications. Easily meets 14 watt hi-fi and 12 watt professional standards. Power response is ± 1 db from 20 cps to 20 kc at 17 watts output. Harmonic distortion is less than 2% and IM distortion is less than 1% at 14 watts output. Output taps are provided for 4, 8 and 16 ohm speakers. High quality, remarkable economy and ease of assembly make it one of the finest values in high fidelity equipment. Shpg. Wt. 13 lbs.



HEATHKIT W-7A
\$54⁹⁵

55-WATT HI-FI AMPLIFIER KIT (W-7A)

Best buy in its power class! Combines modern components, unique output transformer, power supply and circuit design to bring you a superb high fidelity amplifier at less than a dollar a watt. Power response is ± 1 db from 20 cps to 20 kc at full 55 watt output. Total distortion is less than 2% at full output. Output taps are 4, 8 and 16 ohms plus 70 volt line for use in wired music systems. On-off switch, gain control, and max, or unity damping switch are located on the front panel. Clean, open circuit layout are precut, cabled wiring harness for easy assembly. Shpg. Wt. 28 lbs.




STEREO-MONO PREAMP KIT (SP-2A, SP-1A)

Available in two outstanding versions! SP-2A (stereo) and SP-1A (monophonic). SP-1A convertible to stereo with conversion kit C-SP-1A. Use as the control center of your entire high fidelity system. Six inputs in each channel accommodate most any program source. Switch selection of NARTB or RIAA, LP and 78 rpm record compensation.

HEATHKIT SP-2A (two-channel stereo). Shpg. Wt. 15 lbs. **\$56.95**
 HEATHKIT SP-1A (single-channel monophonic). Shpg. Wt. 13 lbs. **\$37.95**
 HEATHKIT C-SP-1A (converts SP-1A to SP-2A). Shpg. Wt. 4 lbs. **\$21.95**

New Tape Recorders



Have fun making your own recordings with one of these outstanding tape recorder kits

STEREO MONO TAPE RECORDER KITS

Our most versatile tape recorder kit, you can buy the new two-track (TR-1AH) or four-track (TR-1AQ) versions which record and playback both Stereo and Monophonic programming or the two-track Monophonic record-playback version (TR-1A). Precision bearings and close machining tolerances hold flutter and wow to less than 0.35%. NARTB equalization, separate record and playback gain controls and a safety interlock. Provision for mike or line inputs with 6E5 "magic eye" tube as sound level indicator.

MODEL TR-1A: Monophonic two-track record/playback with fast forward and rewind functions. Includes one TE-1 Tape Electronics Kit. Shpg. Wt. 24 lbs. \$10.00 DN., \$9.00 MO. **\$99⁹⁵**

MODEL TR-1AH: Two-track monophonic and stereo record/playback with fast forward and rewind functions. Two TE-1 Tape Electronics Kits. Shpg. Wt. 26 lbs. \$15.00 DN., \$13.00 MO. **\$149⁹⁵**

MODEL TR-1AQ: Four-track monophonic and stereo record/playback with fast forward and rewind functions. Two TE-1 Tape Electronics Kits. Shpg. Wt. 36 lbs. \$15.00 DN., \$13.00 MO. **\$149⁹⁵**

PROFESSIONAL QUALITY TAPE RECORDER KITS

Precision tape mechanism complete and tested, build only the amplifier. Two circuit boards for easy assembly, and high stability. Separate record and playback heads and amplifiers for monitoring while recording. Includes sound level meter, counter, pause control, record interlock, 2 (switch-selected) speeds $3\frac{3}{4}$ and $7\frac{1}{2}$ IPS. Response: ± 2.5 db 30 to 12,000 cps at $7\frac{1}{2}$ IPS. NARTB equalization. Compares to \$350 to \$400 units. Shpg. Wt. 30 lbs.

MODEL TR-1E: 4-track stereo playback, \$169⁹⁵
monophonic record & play.

MODEL TR-1D: 2-track stereo playback, \$169⁹⁵
monophonic record & play.


MODEL TR-1C: monophonic record \$159⁹⁵
playback.

MODEL C-TR-1D: converts TR-1D to TR-1E, 2 lbs. \$14.95

MODEL C-TR-1C: converts TR-1C to TR-1D, 2 lbs. \$19.95

MODEL C-TR-1Q converts TR-1C to TR-1E, 2 lbs. \$19.95

New Acoustic Suspension Hi-Fi Speaker System Kit



HEATHKIT AS-2U
(unfinished)
\$69⁹⁵

HEATHKIT AS-2B
(birch)
\$79⁹⁵

HEATHKIT AS-2M
(mahogany)
\$79⁹⁵

The Acoustic Research speaker is accepted as most praiseworthy in the world of hi-fi sound reproduction. Heathkit, sole kit licensee from AR Inc., now offers a kit version of this remarkable speaker system in money saving, easy to build form. The 10" acoustic suspension woofer delivers clean, clear extended range bass response and a specially designed "cross-fired" two-speaker tweeter assembly provides outstanding high frequency distribution. Response at 10 watts input ± 5 db from 42 to 14,000 cps. Impedance 8 ohms. Cabinets are preassembled and available prefinished in birch or mahogany and unfinished in furniture-grade birch only. Shpg. Wt. 32 lbs.

HEATH COMPANY / Benton Harbor, Michigan

 a subsidiary of Daystrom, Inc.

New




Ham Radio Gear

Maximum power
at minimum cost



HEATHKIT KL-1
\$415⁰⁰

Top power,
plus economy and safety



HEATHKIT KS-1
\$169⁹⁵



HEATHKIT XC-2
\$36⁹⁵



HEATHKIT UT-1
\$28⁹⁵

New Test Equipment



HEATHKIT RF-1
\$279⁵



HEATHKIT FMO-1

"CHIPPEWA" KILOWATT LINEAR AMPLIFIER KIT (KL-1)

Operates at maximum legal amateur power inputs in SSB, CW or AM service using any of the popular CW, SSB and AM exciters as a driver. Premium tubes (4-400's) push the "Chippewa" to top performance levels while a centrifugal blower provides maximum cooling. Shpg. Wt. 70 lbs.

SPECIFICATIONS—RF section: Driving power required (10 meters); Class AB1 (tuned grid) 10 watts peak; Class C (tuned grid) 40 watts; Class AB1 (swamped grid) 60 watts peak. **Power input:** Class AB1 (SSB-voice modulation) 2000 watts PEP; Class AB1 (SSB-two tone test) 1300 watts; Class AB1 (AM linear) 1000 watts; Class C (CW) 1000 watts. **Power output (20 meters):** Class AB1 (SSB-voice modulation) 900 watts PEP; Class AB1 (SSB-two tone test) 550 watts; Class AB1 (AM linear) 300 watts; Class C (CW) 750 watts. **Output impedance:** 50 to 72 ohms (unbalanced). **Band coverage:** 80, 40, 20, 15 and 10 meters. **Panel metering:** 0 to 50 ma, grid current; 0 to 100 ma screen current; 0 to 5000 plate voltage, 0 to 1000 ma plate current. **Tube complement:** Final tubes, (2) 4-400A; clamp tube (1) 6DQ6; voltage regulator, (4) OD3, (2) OC3. **Power requirements:** AC (power supply primary circuit), 250 watts, 115 volt, 50/60 cycles; DC, 3000 to 4000 volts, 450 ma. **Cabinet size:** 19 $\frac{1}{4}$ " W. x 11 $\frac{1}{4}$ " H. x 16" D.

KILOWATT POWER SUPPLY KIT (KS-1)

Ideal companion for the "Chippewa" Linear Amplifier . . . and supplies plate power to most other RF amplifiers in medium to high power class. Features oil-filled, hermetically sealed plate transformer and 60 second time delay relay. Shpg. Wt. 105 lbs.

SPECIFICATIONS—Maximum DC power output: 1500 watts. **Nominal DC voltage output:** 3000 or 1500 volts. **Maximum DC current output:** Average 500 ma, peak 1000 ma. **Regulation:** 180 to 600 ma (typical linear amplifier), 8%; 0 to 300 ma (typical class C amplifier), 10%; 0 to 500 ma, 15%. **Ripple:** Less than 1%. **Tube complement:** (2) 866A mercury vapor rectifier. **Recommended ambient temperature:** 50 to 100 degrees F. **Circuit:** Two half-wave mercury vapor rectifiers in a full wave, single-phase configuration with swinging choke input filtering. **Line power requirements:** 115 V, 50/60 cycles, 20 amperes; 230 V, 50/60 cycles, 10 amperes. **Chassis size:** 17 $\frac{1}{4}$ " W. x 12" H. x 13" D.

2 METER CONVERTER KIT (XC-2)

Extends coverage of the Heathkit "Mohawk" Receiver to the 2 meter band. Use also with receivers tuning a 4 mc segment between 22 and 35 mc with appropriate crystal. Shpg. Wt. 7 lbs.

"BEST BUY" UTILITY POWER SUPPLY KIT (UT-1)

Converts "Cheyenne" and "Comanche" mobile transmitter and receiver to fixed station operation. May also be used to provide filament and plate voltage for wide variety of ham gear. Shpg. Wt. 15 lbs.

FM TEST OSCILLATOR KIT (FMO-1)

Complete FM test facilities in one compact, easy to use instrument. First of its kind on the market.

SPECIFICATIONS—Output frequencies: for RF alignment, 90 mc (FM band low end), 100 mc (FM band middle range), 107 mc (FM band high end). **Modulation:** 400-cycle incidental FM. **IF and detector alignment:** 10.7 mc sweep. **Sweep width markers:** 200 kc to over 1 mc, variable, 10.7 mc (crystal), 100 kc sub-markers. **Modulation:** 400-cycle AM. **For other applications:** 10.0 mc (crystal) and harmonics, 100 kc, 400-cycle audio. **Controls:** main frequency selector, modulation switch/concentric level control, marker oscillator switch/concentric level control, sweep width—power switch, output control, AF-RF (source impedance) switch. **Power supply:** transformer, selenium rectifier. **Power requirements:** 105-125 V, 50/60 cycles, 12 watts. **Cabinet size:** 7 $\frac{3}{4}$ " H. x 4 $\frac{3}{4}$ " W. x 4 $\frac{3}{4}$ " D.

RF SIGNAL GENERATOR KIT (RF-1)

High precision performance . . . for troubleshooting and aligning RF and IF circuits of all kinds. Preassembled and aligned bandswitch/coil assembly. Shpg. Wt. 7 lbs.

SPECIFICATIONS—Frequency range: Band A, 100 kc to 320 kc; Band B, 310 kc to 1.1 mc; Band C, 1 mc to 3.2 mc; Band D, 3.1 mc to 11 mc; Band E, 10 mc to 32 mc; Band F, 32 mc to 110 mc. **Calibrated harmonics:** 110 mc to 220 mc. **Accuracy:** 2%. **Output:** Impedance, 50 ohms; voltage, in excess of 100,000 uv on all bands. **Modulation:** internal, 400 cycles approx. 30% depth; external, approx. 3 V across 50 k ohm for 30%. **400 cycles audio output:** approx. 10 V open circuit. **Tube complement:** V1 12AT7 RF oscillator, V2 6AN8 modulator and output. **Power requirements:** 105-125 V, 50/60 cycles AC, 15 watts. **Aluminum cabinet dimensions:** 6 $\frac{1}{2}$ " W. x 9 $\frac{1}{4}$ " H. x 5" D.

New Citizen's Band Transceiver



*WIRED OR
KIT FORM!*

- ◆ No Tests to Take—No Operators License Required
- ◆ Any Citizen 18 or Older can Have Own Station
- ◆ Hundreds of Business and Personal Uses

CITIZEN'S BAND TRANSCEIVER KIT (CB-1)

Have your own wireless communications system! Make necessary personal contacts with family, friends, or associates from your car, home, boat or office. Light, compact, easy to use, the Transceiver reliably covers distances from one to ten miles depending on location, antenna and type of installation. Transmitter frequency is crystal controlled. Receiver tunes any of the 23 channels assigned to the 11 meter "Citizen's Band". Operates from 117 volt AC line using internal power supply, or from 6 or 12 V. batteries using separate vibrator power supply. Can be transferred in minutes from fixed to mobile operation. All pertinent FCC regulations, and station license application forms are furnished. Comes complete with microphone, two power cords, station identification card, set of stick-on call letters and crystal for one channel. Smartly styled in rich mocha and beige. Shpg. Wt. 10 lbs.



Kit Model, Heathkit CB-1 \$42.95
 Wired Model, Heathkit W-CB-1 \$60.95 (\$6.10 dwn. \$6.00 mo.)
 Both Models Include Transceiver, crystal, microphone and Two Special Power Cords.

ANTENNAS

- CBU-1 "UTILITY" ANTENNA.....\$9.95
 Good coverage, portable antenna for temporary mobile or fixed installations. Shpg. Wt. 3 lbs.
- CBM-1 "MOBILE" ANTENNA.....\$19.95
 Best coverage mobile antenna. 9' whip. Bumper mount. Shpg. Wt. 7 lbs.
- CBF-1 "FIXED LOCATION" ANTENNA.....\$19.95
 Excellent coverage, 1/2 wave, 9' elements. 50' connecting cable and mounting bracket. Shpg. Wt. 7 lbs.

WIRED AND KIT FORM POWER SUPPLIES FOR MOBILE USE OF CB-1

- 6-VOLT VIBRATOR POWER SUPPLY
 KIT: model VP-1-6, Shpg. Wt. 4 lbs.....\$7.95
 WIRED: model W-VP-1-6, Shpg. Wt. 4 lbs.....\$11.95
- 12-VOLT VIBRATOR POWER SUPPLY
 KIT: model VP-1-12, Shpg. Wt. 4 lbs.....\$7.95
 WIRED: model W-VP-1-12, Shpg. Wt. 4 lb.....\$11.95

FREE Send now for latest Heathkit Catalog describing in detail over 100 easy-to-assemble kits for the Hi-Fi fan, radio ham, boat owner and technician.



*pioneer in
do-it-yourself
electronics*

HEATH COMPANY / BENTON HARBOR 10, MICH.

Da subsidiary of Daystrom, Inc.

Send latest Free Heathkit Catalog.

All prices and specifications subject to change without notice. Please include postage on orders to be shipped parcel post. 20% deposit is required on all C.O.D. orders. All prices are NET F.O.B. Benton Harbor, Mich., and apply to Continental U.S. and Possessions only.

NAME _____

ADDRESS _____

CITY _____ ZONE _____ STATE _____

QUAN.	MODEL NO.	KIT NAME	PRICE



By
JOHN T. FRYE
W9EGV


Carl and Jerry

Improvising

BOY! It's slick as glass out there!" Jerry exclaimed as he peered through the ice-coated windows of the bus in which he and his chum, Carl, were returning from a shopping trip to Center City. "And look at what the ice is doing to those telephone and power lines. I doubt if you could find a 500-foot length of either all in one piece."

"Yeah," Carl said in a low voice as he shut off the news broadcast he had been listening to on his transistor radio; "and a howling blizzard that caught the weather forecasters flat-footed is following up the ice storm. It's blanketing this whole section of the country—"

"Folks!" the bus driver said suddenly, without taking his eyes off the glazed road along which the bus was creeping. "We're going to tie up at the next farmhouse. The road passes through a game preserve in the middle of a swamp along here, and there won't be another house for five miles. With driving conditions getting worse by the minute, we'd never make it. It's growing



dark, and we'd be foolish to take a chance on being stranded all night in a ditch in this storm."

As he finished speaking, a dimly lighted window loomed out of the dusk on the right side of the road; and there was a sniffing

sound as the driver began lightly touching the air brakes. The road through the swamp was built up on top of a high grade, and the house was some eight or ten feet below the crown of the road. A black-topped drive led from the highway across a culvert and into a garage beside the house. The garage doors were open, and the car that evidently belonged in it was lying on its side in the deep ditch at the end of the culvert.

The driver eased the huge bus to a stop on the highway opposite the house. At that instant a bareheaded man came running from the house and scrambled and clawed his way up the icy incline to the bus.

"Am I ever glad to see you!" he exclaimed to the driver as the latter opened the door of the bus. "My boy's taken bad sick, and when I tried to get my car up on the road to take him to the doctor, it slid off into the ditch. The telephone and electricity have been out for hours. If a couple of you will help carry him out—"

"We stopped here because we couldn't go any farther," the driver explained gently. "We wanted to take shelter with you until the storm lets up."

The man's shoulders slumped as he turned towards the house. "Come on in," he said lifelessly. "You're welcome, but I've got to get help for my boy."

As Carl and Jerry and the driver helped the three women passengers down the slippery incline, the sleet suddenly changed to snow; and the huge flakes came so thick and fast as to be almost smothering. But inside the living room, dimly lit with an emergency coal-oil lamp, a cheery fire in a large stove made everything warm and cosy. On a couch behind the stove a boy about Carl and Jerry's age was writhing and moaning in pain. A white-faced woman

was sitting beside the couch and trying to keep cold cloths on the boy's head.

THE youngest of the three women bus passengers walked over and touched the woman on the shoulder. "Could I look at your son?" she asked. "I'm a registered nurse." The woman got up from her chair quickly, and the nurse sat down and began to talk to the boy in that determinedly cheerful tone which is the trademark of the professional healer. At the same time her fingers were gently probing his abdominal area. Suddenly he jerked convulsively and cried out in pain.

"See if he can swallow these, but don't give him any water or anything else," the nurse said as she took a couple of tablets from a vial in her purse and handed them to the woman; then she walked out into the kitchen where the men had gathered.

"I'm almost certain he has acute appendicitis," she replied to their questioning looks. "The fever, nausea, and tenderness at the spot in his abdomen we call 'McBurney's point' are classic symptoms. He says he began feeling bad this forenoon, and usually an infected appendix should be removed no

later than twenty-four hours after the pain starts; but the sooner he gets to a hospital where they can run a blood count and make other checks, the better it will be for him. Those pain tablets should give him a little relief, and we'll use cold applications to slow things down. The rest is up to you."

"I'll try to make it alone to the next house



and get help," the bus driver said, buttoning his jacket and starting for the door. Carl and Jerry followed the others out on the front porch to see him take off. A howling wind was driving the blinding snow almost parallel to the ground, and the flakes

REMARKABLE TUBE VALUES AT 1950 PRICES
ALL TUBES IND. BOXED, CODE DATED AND BRANDED "TRU-VAC®"

Typical TRU-VAC® Bargains! THIS IS A PARTIAL LIST

6SN7GT		ALWAYS 30c		6W4GT		ALWAYS 30c		Thousands More Always In Stock			
0Y4	2C75	5R4	6A55	6BK7	6C54	6S07GT	784	724	12B7	19J6	30CS
0Z4	3A4	5U4	6A16	6R17GT	6C55	6S15	785	12A8	12CA5	19T8	50L6
1A7GT	3A5	5UR	6AU4GT	6R16	6C66	6S17	786	12AB5	12CN5	24A	56
1B3GT	3A15	5V4G	6AUSGT	6R06GT	6D6	6S7	787	12AO5	12DA	2526GT	57
1C6	3BC5	5V6GT	6AU6	6B07	6D6E	6S7	788	12AT6	12F5	26	58
1C7	3BN6	5X8	6AU8	6BR8	6D6GGT	6S17	7C4	12A17	12K7	27	71A
1F4	3B26	5Y3	6AV5GT	6B58	6D6A	6S7	7C5	12AU6	12L6	35	75
1F5	3C66	6A6	6AV6	6B59	6F5	6S17	7C6	12A7	12Q7	35A5	76
1G4	3D4	6A84	6AW8	6B26	6F6	6S7	7C7	12AV6	12SA7	35B5	77
1H5GT	354	6AC7	6AX4GT	6B27	6H6	6S7	7E5	12A7	12S17	35C5	78
114	3V4	6A74	6AX5GT	6C4	6J4	614	7E6	12AX4GT	12SK7	35W4	80
116	48Q7A	6AG5	6BE	6CB6	615	6U8	7E7	12A7	12SN7GT	35Z5	20
1N5GT	4B58	6AH4GT	6BA6	6CD6G	616	6V6GT	7F7	12B7	12S07	36	84/6Z
1R5	4B27	6A96	6BC5	6CF6	617	6W6GT	7F8	12A4	12V6GT	38	117Z3
1S5	4C86	6AK5	6BC8	6CG7	6K6GT	6X4	7G7	12BA6	12W6GT	39/44	
1U4	5AM8	6A15	6BD6	6CH8	6K7	6X5GT	7H7	12BA7	12X4	41	
1U5	5AM8	6AMB	6BE6	6CL6	6K7	6X8	7H7	12B06	14A7/12B7		
1U5	5AT8	6A98	6BF5	6CM6	6K7	6Y6G	7G7	12B66	14B6	42	
1V2	5AV8	6A05	6BG6G	6C67	654	7A4/XXL	757	12BF6	14Q7	43	
1X2	5A24	6A06	6B6	6CN7	657	7A5	7X6	12BH7	19	45	
2A4	5BR8	6A07	6R16	6C08	658GT	7A6	7X7	12B06	19AUGT	50A5	
2B4	5J6	6AR5	6BK5	6CR6	65A7	7A7	7Y4	12B7	19B6GG	50B5	

1 YEAR GUARANTEED PICTURE TUBES

Brand New* Below Listed prices do not include dud. Add Additional 55.00 Deposit on tube sizes to 20".
 21" and 24" tubes—\$7.50. Deposit refunded immediately when dud is returned prepaid.
 Aluminized tubes—\$4.00 extra.
 Picture tubes shipped only to continental USA and Canada—All tubes F.O.B. Harrison, N. J.

Brand New*		Allied A-1 Tubes		Brand New	
100P4	700	100P4	1319	120P4	1600
100P4	120P4	1319	120P4	1600	100P4
100P4	1319	120P4	1600	100P4	1319
100P4	1600	1319	120P4	1600	100P4
100P4	1319	120P4	1600	100P4	1319
100P4	1600	1319	120P4	1600	100P4
100P4	1319	120P4	1600	100P4	1319
100P4	1600	1319	120P4	1600	100P4
100P4	1319	120P4	1600	100P4	1319
100P4	1600	1319	120P4	1600	100P4

ATTENTION QUANTITY USERS! Big Discounts Are Yours... Call or Write For Our 5000 Tube "Private Label" Special Attention Branding Dept. MGR.
 Money cheerfully refunded within five (5) days, if not completely satisfied!
TRU-VAC® PAYS YOUR POSTAGE on orders of \$5 or more in U.S.A. and Territories.
 Send approximate postage on Canadian and foreign orders. Any order less than \$5 requires 2.50 handling charge. Send 25% on C.O.D.'s. All orders subject to prior sale.
 Complying with Federal regulations, the following statement appears in all Tru-Vac advertisements: Tubes appearing in this ad may be FACTORY SECOND or USED tubes and are carefully marked.

TRU-VAC Electric Company
 Harrison Avenue Box 107
 Harrison, New Jersey

Your best buy.

TRU-VAC

35¢ ea.

\$33 NEW PROGRAM

For any used or factory second tube!

USED TV CONSOLES

Guaranteed to work When You Receive Them

10" & 12"	\$29	17"	\$45
14" & 16"	\$37	19"	\$59
20" & 21"	\$70		

All sets shipped in two cartons to avoid breakage. Sets shipped express to continental U.S.A. and Canada only. F.O.B. Harrison, New Jersey.

FREE BONUS—RABBIT EARS

FREE with each set purchased

\$7.95 Value

GUARANTEE

Only TRU-VAC guarantees to replace any tube which becomes defective in use within one year use within one year of date of purchase.

FREE FUSE CLIP

Send With Any Order Of \$5 Or More

Write For FREE LIST Of Tubes and Products Sold By TRU-VAC®

Visit Our Mugs Testing Dept. In The Heart Of Harrison, N. J.'s Electronics Industry.
 Harrison, New Jersey HUMBOLDT 4-9770

RADIO PARTS STORES & HI-FI SALONS!

Hundreds of dealers across the nation profit by selling POPULAR ELECTRONICS each month to their customers. Are you one of them? POPULAR ELECTRONICS helps build store traffic . . . keeps customers coming back month after month for the merchandise you sell—and, best of all, you earn a neat profit on each copy sold—NO RISK INVOLVED.

So get all the details on selling POPULAR ELECTRONICS, the world's largest selling electronics hobbyist magazine. Or, order your copies now. Just use the handy coupon below.

Direct Sales Department
Popular Electronics
One Park Avenue, New York 16, New York
Att: Jerry Schneider

Send me _____ copies of POPULAR ELECTRONICS for resale in my store each month. No risk involved on my part.

Send me details on selling POPULAR ELECTRONICS in my store.

STORE NAME _____

ADDRESS _____

CITY _____ ZONE _____ STATE _____

SIGNATURE _____

PE-260

LEARN

RADAR MICROWAVES COMPUTERS • TRANSMITTERS CODE • TV • RADIO

HAVE THE ADVANTAGE OF PERSONALIZED
CLASSROOM INSTRUCTION
(No correspondence courses)

PHILADELPHIA WIRELESS TECHNICAL INSTITUTE
1533 Pine St. Phila. 2, Penna.

A non-profit corp. founded in 1908
Write for Free Catalog to Dept. P-260

PORT ARTHUR COLLEGE ELECTRONICS COMMUNICATIONS

AM FM Television Broadcast Engineering
Marine Radio Radar

CHECK THESE FEATURES: Tuition \$34 per mo., room & board \$50 per mo. in dorm on campus. College operates 5 KW broadcast station. Students get on-the-job training at studios on campus. FCC license training with all courses. Well equipped classrooms & lab., am fm transmitters, radar & marine eqmt., television camera chain, experiment lab test eqmt. & other training aids. Our graduates in demand at good salaries. Free placement service. Have trained men from all 49 states. Approved for GI. Write to Dept. PE-2 for details.

PORT ARTHUR COLLEGE Port Arthur
Established in 1909 Texas

were so thick that the outline of the bus, only seventy-five feet away, could barely be made out.

The driver turned on the lights, started the motor, and began easing power to the Diesels. At first the bus refused to budge; then suddenly the rear wheels started to spin and the rear of the bus slewed around into the driveway. Slowly, in spite of everything the driver could do, the huge vehicle slid backward down the incline until the rear of the bus came against a rock garden built in front of the house. There it stopped, with the front wheels on the road and the headlights boring up into the whirling snowflakes.

"I'm sorry," the driver said to the boy's father. "I didn't think it would work, but I had to try. How about a couple of us trying it on foot?"

As if in answer, a voice from the transistor radio in Carl's hand said: "Attention everyone in the storm area. Do not go outside. Stay indoors. This is the worst storm in years. Winds are gusting up to sixty miles an hour, piling the snow into enormous drifts. Even walking is impossible. Do not, I repeat, *do not* leave a place of safety for any reason."

"Sir, do you have a radio in your car?" Jerry suddenly asked the boy's father.

"Yes, but why?"

"My friend here and I are radio hams. If you'll let us, I believe we can make a transmitter out of your radio and summon help. We'd like to try."

"Go ahead. Doing anything is better than just sitting here. I suppose you want the radio out of the car."

"Yes, and the battery, too. While you fellows help Carl get them out, I'll try to move the tuning range of Carl's transistor receiver into the 75-meter ham band."

"How you gonna do that?" Carl asked as he handed over his receiver.

"By taking turns off both the oscillator coil and the tuned loopstick antenna," Jerry answered. "If the transistor used as an oscillator will just keep going up around four megacycles, this should work."

The man got some tools from his garage, and the three of them started to work on the car. Jerry went back into the house and sat down at the table beside the coal-oil lamp. With a pair of tweezers borrowed from one of the women, he fished out the end of the oscillator coil winding he wanted

(Continued on page 104)



LET RCA TRAIN YOU IN ELECTRONICS


ANOTHER WAY
RCA SERVES
EDUCATION
THROUGH
ELECTRONICS

RCA Institutes, one of the leading technical institutes in the United States devoted exclusively to electronics, offers a Home Study Course in . . .


ELECTRONICS FOR AUTOMATION

. . . Now you have four comprehensive courses for your electronic training . . . from basic electronic theory to the more advanced principles of color TV and Automation.


ELECTRONIC FUNDAMENTALS



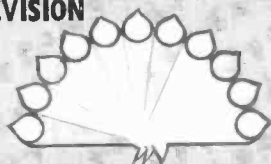
ELECTRONICS FOR AUTOMATION



TELEVISION SERVICING



COLOR TELEVISION



Practical work with your very first lesson. Pay as you learn. You need pay for only one study group at a time.

CANADIANS — take advantage of these same RCA Courses at no additional cost. No postage, no customs, no delay. Send coupon to:
RCA Victor Company, Ltd., 5001 Cote de Liesse Rd., Montreal 9, Quebec

SEE OTHER SIDE

CUT OUT AND MAIL THIS POSTAGE-FREE CARD TODAY!

RCA INSTITUTES, INC.

A Service of Radio Corporation of America

Without obligation, please send me the FREE catalog checked below. No salesman will call.

Home Study Catalog Resident School Catalog

NAME AGE.....
(Please Print)


ADDRESS

CITY..... ZONE.... STATE.....

KOREAN VETS! ENTER DISCHARGE DATE.....

Send for our
64 page Home
Study Catalog

FREE!



HOME STUDY SCHOOL


6 REASONS WHY RCA TRAINING IN ELECTRONICS

can be the smartest investment
you'll make in your *entire lifetime!*

1. You get the finest training-at-home under the supervision of the RCA Institutes, experts in technical training for over 50 years. The very name "RCA" means dependability, integrity, and scientific advance.
2. You get comprehensive training in your choice of four complete, up-to-date Courses... from basic electronics theory to color TV and Automation.
3. You get an evaluation of your aptitude for advanced training. RCA determines, for your benefit, whether you have the requirements for a career in the electronics field.
4. You get prime quality equipment as a regular part of your Course... equipment that you keep and use on the job. You never have to take apart one piece to build another.
5. You get each study group on a pay-as-you-go basis. Should you wish to interrupt your training at any time, you will not owe RCA Institutes a penny more, unless and until you decide to resume the course.
6. You get top recognition — worldwide. Graduates of RCA Institutes are now working for leaders in the electronics field, and many have their own businesses. This record is true tribute to the high quality of RCA Institutes training.

Fill in the other side of this postage-free card for complete information on Home Study courses.

RESIDENT SCHOOL



LET RCA TRAIN YOU IN ADVANCED ELECTRONICS

Here is college-level training that will enable you to work with professional engineers on research or production projects in fields such as automation, guided missiles, radar, television, computers, and other advanced electronic applications. Other courses available include TV and General Electronics, Radio & TV Servicing, and Technical Writing. Thousands of Resident School graduates are today engaged in important government or industrial projects. Now is the time to prepare yourself for a promising new career.

Coeducational classes start 4 times each year. Applications now being accepted. Approved for veterans. Convenient New York City location.

SEE OTHER SIDE

First Class
U.S. Postage
PAID
Permit No. 10662
New York, N. Y.

BUSINESS REPLY CARD


No Postage Stamp Necessary if Mailed in U. S.

Postage will be paid by —

RCA INSTITUTES, INC., DEPT. P.E.-20

350 West Fourth Street

New York 14, N. Y.



Send for this FREE catalog today! Fill in other side of postage-free card and check Resident School.



RCA INSTITUTES, INC.
SCHOOLS OF TELEVISION
AND ELECTRONIC TECHNOLOGY
A Service of Radio Corporation of America

NEW FOR 1960! EXCLUSIVE OFFER

FREE! CHOOSE ANY 2 PAKETTES

WITH EVERY 12 PAKETTE ORDER

6 PAKETTE ORDERS—CHOOSE ANY 1 PAKETTE FREE

DID YOU KNOW...

- ★ Only Lektron describes the contents of each PAKETTE assortment
- ★ Only Lektron has useful lucite cases for packaging
- ★ Only Lektron has sold over 800,000 PAKETTES thruout the world
- ★ Only Lektron has a MONEY-BACK GUARANTEE for PAKETTES
- ★ Lektron is the world's largest supplier of radio-TV parts assortments.

20-in-1 WORKSHOP PAKETTE

Introductory Special! New assortment includes: carbons, wirewounds, volume control, precision condensers, electros, ceramic, mica, papers, discs, hi-Q, molded, oils, variables, wire, switches, transistor, diodes, sockets, tie strips, oils. Complete in HANDY REUSABLE PAKETTE CASE!

\$2

SATISFACTION GUARANTEED!

Pick your FREE PAKETTES from this listing!

**CLIP 'N MAIL USE AS ORD-A-GRAM
MINIMUM \$2.00 ORDERS**



\$25 SURPRISE PAKETTE

- Wide variety of radio's popular electronic parts. **\$1**
- 70 TUBULAR CONDENSERS**
20 values 0.0001 to .5 mfd to 1000 VDC. **\$1**
- Reg. \$10.
- 40 MOLDED CONDENSERS**
0.0001 to .1 to 1000VDC. Oils, porcelain, black beauties. Reg. \$30. **\$1**

- 65 RESISTOR SPECIAL**
W.W., & carbon, precision, power, variable, mini. types too. 1/2W to 50W. **\$1**
- Reg. \$17.

- 40 POWER RESISTORS**
5 to 50W to 10,000 ohms. Reg. \$15. **\$1**

- 50 TRANSISTOR COND.**
Mini condensers, 0.00025 to 0.1 mfd. In 100's of trans. sets. Reg. \$7. **\$1**

- 100 HALF WATERS**
Resistors: carbon, 10 ohms to 2 meg. 10% tol. Non-leakers. Reg. \$10. **\$1**

- 15 "GRAIN-O-WHEAT"**
Lamps: by G-E, 1.5 VDC. For mini. work. Worth 25c ea. **\$1**

- 70 MICA CONDENSERS**
0.00025 to .01 to 1000VDC. "Silver" too. 20 val. Reg. \$13. **\$1**

- 35 TWO WATERS**
10 radio & TV values: 100 ohms to 500K, 5% tol. Reg. \$8. **\$1**

- 15 ROTARY SWITCHES**
1, 2, 3 rang; long shafts. Four in types. Reg. \$15. **\$1**

- 15 VOLUME CONTROLS**
Long & usable shafts. Up to 1 meg. Singles, duals, switch types. Reg. \$24. **\$1**

- 2 SOLAR BATTERIES**
Generates power from Sun & "bulb" light. 100's of projects. Reg. \$4. **\$1**

- 20 TWIST DRILLS**
1/16 thru 1/4" with calibrated case. For electric drills. Reg. \$2.50. **\$1**

- 24 ARTIST'S BRUSHES**
1 to 4 sizes. 100% pure camel hair bristles. **\$1**

- 40 HI Q CONDENSERS**
NPO's, standoff types too. 20 values. Finest pure. prec. quality. Reg. \$9. **\$1**

- 60 TERMINAL STRIPS**
Solder lug type: 0.1 to 10 lugs. Used in every elec. twol. **\$1**

6 SUBMINIATURE DIODES

- Germanium & silicon. Only 1/4" long. Excellent for transistor circuits. Color coded. Equivalent to 1N34A, 1N48, 1N56, 1N38A, 1N69. Set worth \$2 ea. **\$1**

- 30 "SEALED" CIRCUITS**
Built-in resistor coupling networks. Reg. \$20. **\$1**

- 30 "SILVER" MICAS**
1 & 2 meg. Asst. values. Finest made. **\$1**

- 10 INSULATED RESIST'S**
Carbon, 1 & 5% tol; 10 ohms to 10 meg. 30 values: 1/2, 1, 2W. Reg. \$15. **\$1**

- 8 RCA PLUG 'N JACK SETS**
Matched pairs. For tuners, amps, recorders. **\$1**

- 300-FT. HOOK-UP WIRE**
16 thru 24. Plastic, glass, insulated. Asst. colors. Tinned. **\$1**

- 60 RADIO-TV KNOBS**
Asst. colors, set screw type too! Plastic 1/2" to 4" dia. Some \$1 ea. **\$1**

- 50 ONE PERCENT-ERS**
Precision carbon-film resistors. Nifty lab case. 15 values. 100 ohms to 1 meg. **\$1**
- Reg. \$26.

- 60 CONDENSER SPECIAL**
Incl. molded, porcelain, oils, electrolytic, mica, disc. **\$1**
- Reg. \$15.

- 5 ROLLS MICRO-WIRE**
24 to 32. Asst. colors: insulation, Tinned. **\$1**
- Reg. \$5.

- 1500 PCS HARDWARE**
Nuts, bolts, screws, brackets, etc. etc. Handy shop package. **\$1**

- 3 HOBBY TRANSISTORS**
For experimental & shop use. Specs unknown. Worth \$3 ea. **\$1**

- WORLD'S SMALLEST RADIO**
Kit. Germanium powered parts. Instructions. **\$1**

- 12 GERMANIUM DIODES**
For radio & TV detectors, limiters, rectifiers. Glass sealed, long leads. **\$1**

- 12S RESISTORS**
Non-insulated. 30 popular values: 1/2, 1, 2W. 5% tol. 10 ohms to 10 megs. Reg. \$13. **\$1**

- 10-IN-1 PAKETTE**
Incl. diodes, resistors, electros, sockets, lites, wire, controls, strips. **\$1**

- TRANSISTOR RADIO BASIC**
Incl. transistor & socket, diode, loopstick. In handy pakette. **\$1**

2 POWER TRANSISTORS

- Handles 10 watts. For audio circuits in cars, etc. **\$1**
- Worth \$10 ea.

- 2 SILICON RECTIFIERS**
500 mil. Axial leads. Size of 1W resistor. Reg. \$3 **\$1**
- ea.

- 8-PC. NUTDRIVER SET**
Molded, lucite handle. Steel socket wrenches. 3/16, 7/32, 1/4, 5/16, 11/32, 7/16". In carry case. **\$1**

- 10 PANEL SWITCHES**
113 VAC. micro. slide, etc. Some worth \$1.50 ea. **\$1**

- 4 OUTPUT XFMR'S**
50L6, 6Y6, 6X6, etc. Open frame types. Some worth \$2.50 ea. **\$1**

- 2 FLEA POWER MOTORS**
1 1/2 VDC. Powerful. 100's of control uses. **\$1**

- 40 TUBE SOCKETS**
4, 5, 6, 7, 8, 9 pins. Octals, mini types. Some shield. mica, ceramic. Reg. \$10. **\$1**

- 40 DISC CONDENSERS**
Incl. world's finest: only 1/4" x 10mm to 1000 VDC. **\$1**

- 15 "POLY PAKETTES"**
Incl. poly boxes, vials, asst sizes. For radio, TV sub-mini parts. **\$1**

- 3 SELENIUM RECTIFIERS**
65 mil., 150V AC-DC rating. Reg. \$1.49 ea. **\$1**

- 2 TRANSISTOR XFMR'S**
For Citizen's Band receivers, carbon mikes. 100 ohm to 100,000 ohms. Reg. \$5 **\$1**

- 2 TRANSISTOR XFMR'S**
For Citizen's Band receivers, carbon mikes. 100 ohm to 100,000 ohms. Reg. \$5 **\$1**

- 2 TRANSISTOR XFMR'S**
For Citizen's Band receivers, carbon mikes. 100 ohm to 100,000 ohms. Reg. \$5 **\$1**

- 2 TRANSISTOR XFMR'S**
For Citizen's Band receivers, carbon mikes. 100 ohm to 100,000 ohms. Reg. \$5 **\$1**

- 2 TRANSISTOR XFMR'S**
For Citizen's Band receivers, carbon mikes. 100 ohm to 100,000 ohms. Reg. \$5 **\$1**

- 2 TRANSISTOR XFMR'S**
For Citizen's Band receivers, carbon mikes. 100 ohm to 100,000 ohms. Reg. \$5 **\$1**

- 2 TRANSISTOR XFMR'S**
For Citizen's Band receivers, carbon mikes. 100 ohm to 100,000 ohms. Reg. \$5 **\$1**

- 2 TRANSISTOR XFMR'S**
For Citizen's Band receivers, carbon mikes. 100 ohm to 100,000 ohms. Reg. \$5 **\$1**

- 2 TRANSISTOR XFMR'S**
For Citizen's Band receivers, carbon mikes. 100 ohm to 100,000 ohms. Reg. \$5 **\$1**

- 2 TRANSISTOR XFMR'S**
For Citizen's Band receivers, carbon mikes. 100 ohm to 100,000 ohms. Reg. \$5 **\$1**

- 2 TRANSISTOR XFMR'S**
For Citizen's Band receivers, carbon mikes. 100 ohm to 100,000 ohms. Reg. \$5 **\$1**

- 2 TRANSISTOR XFMR'S**
For Citizen's Band receivers, carbon mikes. 100 ohm to 100,000 ohms. Reg. \$5 **\$1**

- 2 TRANSISTOR XFMR'S**
For Citizen's Band receivers, carbon mikes. 100 ohm to 100,000 ohms. Reg. \$5 **\$1**

- 2 TRANSISTOR XFMR'S**
For Citizen's Band receivers, carbon mikes. 100 ohm to 100,000 ohms. Reg. \$5 **\$1**

- 2 TRANSISTOR XFMR'S**
For Citizen's Band receivers, carbon mikes. 100 ohm to 100,000 ohms. Reg. \$5 **\$1**

- 2 TRANSISTOR XFMR'S**
For Citizen's Band receivers, carbon mikes. 100 ohm to 100,000 ohms. Reg. \$5 **\$1**

- 2 TRANSISTOR XFMR'S**
For Citizen's Band receivers, carbon mikes. 100 ohm to 100,000 ohms. Reg. \$5 **\$1**

- 2 TRANSISTOR XFMR'S**
For Citizen's Band receivers, carbon mikes. 100 ohm to 100,000 ohms. Reg. \$5 **\$1**

- 2 TRANSISTOR XFMR'S**
For Citizen's Band receivers, carbon mikes. 100 ohm to 100,000 ohms. Reg. \$5 **\$1**

- 2 TRANSISTOR XFMR'S**
For Citizen's Band receivers, carbon mikes. 100 ohm to 100,000 ohms. Reg. \$5 **\$1**

- 2 TRANSISTOR XFMR'S**
For Citizen's Band receivers, carbon mikes. 100 ohm to 100,000 ohms. Reg. \$5 **\$1**

15 ELECTROLYTICS

- PP & tubular paper & can types. Single, duals & triole values. 10 to 500 mf to 450 VDC. Reg. \$20. **\$1**

- 100 CERAMIC SPECIAL**
Incl. discs, NPO's, molded, tubulars, disc boxes. 25 **\$1**
- values.

- 75 ONE WATERS**
Resistors incl 1 & 5% carbons. 20 popular values. In carry case. **\$1**

- 2 POSTAGE STAMP MIKE**
Crystal. By Brush, 1" sq. Nifty, hide-away unit. 100 to 7000 cps response. **\$1**

- 70 COILS & CHOKES**
10" ant. cov., slug-tuned, & 1" styles. 15 types. **\$1**
- Reg. \$22.

- 60 PLUGS & REC'T'LS**
Power, battery, audio: 13 types. **\$1**

- 15 POLY VIALS**
For stocking submini & transistor parts. E-Z to see, to read, to "black." Asst. **\$1**
- sizes.

- CRYSTAL PHONE**
Use as mike too! Record & plug set. Bearing and type. 100 to 6000 cps. Reg. **\$1**

- 45-PC. PRINTED CIR. SET**
Precision parts, i.e.: printed circuit boards, resistors, chokes, sockets, pulse XFmr, condensers. Worth \$15. **\$1**

- 6 TRANSISTOR SOCKETS**
With mtg. brackets for **\$1**
- CK72, 2N107, etc.

- CRYSTAL PHONE**
Use as mike too! Record & plug set. Bearing and type. 100 to 6000 cps. Reg. **\$1**

- 45-PC. PRINTED CIR. SET**
Precision parts, i.e.: printed circuit boards, resistors, chokes, sockets, pulse XFmr, condensers. Worth \$15. **\$1**

- 6 TRANSISTOR SOCKETS**
With mtg. brackets for **\$1**
- CK72, 2N107, etc.

- CRYSTAL PHONE**
Use as mike too! Record & plug set. Bearing and type. 100 to 6000 cps. Reg. **\$1**

- 45-PC. PRINTED CIR. SET**
Precision parts, i.e.: printed circuit boards, resistors, chokes, sockets, pulse XFmr, condensers. Worth \$15. **\$1**

- 6 TRANSISTOR SOCKETS**
With mtg. brackets for **\$1**
- CK72, 2N107, etc.

- CRYSTAL PHONE**
Use as mike too! Record & plug set. Bearing and type. 100 to 6000 cps. Reg. **\$1**

- 45-PC. PRINTED CIR. SET**
Precision parts, i.e.: printed circuit boards, resistors, chokes, sockets, pulse XFmr, condensers. Worth \$15. **\$1**

- 6 TRANSISTOR SOCKETS**
With mtg. brackets for **\$1**
- CK72, 2N107, etc.

- CRYSTAL PHONE**
Use as mike too! Record & plug set. Bearing and type. 100 to 6000 cps. Reg. **\$1**

- 45-PC. PRINTED CIR. SET**
Precision parts, i.e.: printed circuit boards, resistors, chokes, sockets, pulse XFmr, condensers. Worth \$15. **\$1**

- 6 TRANSISTOR SOCKETS**
With mtg. brackets for **\$1**
- CK72, 2N107, etc.

- CRYSTAL PHONE**
Use as mike too! Record & plug set. Bearing and type. 100 to 6000 cps. Reg. **\$1**

- 45-PC. PRINTED CIR. SET**
Precision parts, i.e.: printed circuit boards, resistors, chokes, sockets, pulse XFmr, condensers. Worth \$15. **\$1**

- 6 TRANSISTOR SOCKETS**
With mtg. brackets for **\$1**
- CK72, 2N107, etc.

- CRYSTAL PHONE**
Use as mike too! Record & plug set. Bearing and type. 100 to 6000 cps. Reg. **\$1**

- 45-PC. PRINTED CIR. SET**
Precision parts, i.e.: printed circuit boards, resistors, chokes, sockets, pulse XFmr, condensers. Worth \$15. **\$1**

- 6 TRANSISTOR SOCKETS**
With mtg. brackets for **\$1**
- CK72, 2N107, etc.

- CRYSTAL PHONE**
Use as mike too! Record & plug set. Bearing and type. 100 to 6000 cps. Reg. **\$1**

- 45-PC. PRINTED CIR. SET**
Precision parts, i.e.: printed circuit boards, resistors, chokes, sockets, pulse XFmr, condensers. Worth \$15. **\$1**

- 6 TRANSISTOR SOCKETS**
With mtg. brackets for **\$1**
- CK72, 2N107, etc.

FREE! GIANT BARGAIN CATALOG YEAR'S SUBSCRIPTION WRITE TODAY!

HOW TO ORDER:

Include check or M.O. with sufficient postage; excess returned. C.O.D. orders, 25% down; rated, net 30 days.

My FREE PAKETTES are:

- Check each item wanted
- Return ad with order
- Avg. wt. 1 lb. per Pakette
- Each Pakette guaranteed

<p>POCKET TRANSISTOR RADIO!</p> <ul style="list-style-type: none"> ★ 2 1/2 x 4 x 1 1/4" size \$19.95 Elsewhere ★ Wired, ready to play \$11.99 ★ Speaker powered ★ Free Leather Case! Free Phone! Free Battery! 	<p>\$9.95 3-TUBE AMPLIFIER</p> <ul style="list-style-type: none"> ★ Wired! Tone & Vol. Control \$2.99 ★ Tubes: \$1.91 extra
---	---

LEKTRON

135 EVERETT AVE.
CHELSEA 50, MASS.

February, 1960

103

GUARANTEED to improve speaker performance

In recent laboratory tests made with the usual damping materials (fibrous glass and cellulose fiber), HI-FI FELT® was scientifically proven to be the one material really effective in the low frequency range where trouble-some cabinet resonances occur and where most of the power is transmitted.

A few strategically placed pieces of sound-absorbing HI-FI-FELT® inside the cabinet can give you an entirely new idea of your speaker's capabilities. Only a few minutes work is required! Use glue or thumbtacks!

Listening tests prove without doubt, that sound from a cabinet lined with HI-FI FELT® has a cleaner sound with a much better balance between the highs and lows.

Send check or money order!
HI-FI FELT® only \$5.98
per sq. yd. (packaged).

Continental Felt Co.
22 West 15th St.
New York 11, N. Y.



TV PICTURE TUBES AT LOWEST PRICES

10BP4	\$ 7.95	16WP4	\$12.00	17TP4	\$17.00	21EP4	\$13.50
12LP4	8.50	16PT4	9.95	19AP4	16.00	21FP4	14.50
14B/CP4	9.95	17AVP4	12.50	20CP4	13.50	21WP4	14.00
16DP4	12.00	17BP4	9.95	20HP4	14.50	21YP4	14.50
16EP4	12.75	17CP4	17.00	21AP4	22.10	21ZP4	13.50
16GP4	14.50	17GP4	17.60	21ALP4	15.75	24CP4	23.50
16KP4	9.95	17HP4	12.50	21AMP4	15.75	24DP4	24.50
16LP4	10.95	17LP4	11.50	21ATP4	15.75	27EP4	39.95
16RP4	9.95	17QP4	9.95	21AUP4	15.75	27RP4	39.95

1 YEAR WARRANTY

Aluminized Tubes \$5.00 more than above prices. Prices include the return of an acceptable similar tube under vacuum. These tubes are manufactured from reprocessed used glass bulbs. All materials including the electron gun are brand new.

ALL PRICES FOB CHICAGO, ILLINOIS. Deposit required, when old tube is not returned, refundable at time of return. 25% deposit required on COD shipments. Old tubes must be returned prepaid. Tubes shipped Rail Express.

WRITE FOR COMPLETE LIST

—PICTURE TUBE OUTLET—
3032 MILWAUKEE AVE., CHICAGO 18, ILLINOIS
Dickens 2-2043

engineering degree in 27 months

Grasp your chance for a better life. Rapid advancement. Better income. BACHELOR OF SCIENCE DEGREE IN 27 MONTHS in Elect. (Electronics or Power major), Mech., Civil, Aero., Chem. Engineering. IN 36 MONTHS in Business Administration (General Business, Acctg., Motor Transport Mgt. majors). Small classes. More professional class hours. Well-equipped labs, Campus. Modest costs. Year-round operation. Founded 1884. Enter Mar., July, Sept., Jan. Write J. D. McCarthy, Director of Admissions, for Catalog and "Your Career in Engineering and Commerce" Book.

TRI-STATE COLLEGE 3620 College Avenue
Angola, Indiana

and began carefully stripping off turns. Every few turns he stopped and reconnected the end of the shortened winding, then checked to see how far a broadcast station originally received at 1600 kilocycles had moved down the dial. As this station grew weaker, he took turns off the loop winding to peak it back up. Finally the station was coming in at 540 kc. on the dial, and now when he tuned down to the other end of the dial he could hear some weak amateur stations. By further trimming of the antenna coil and peaking up the trimmer capacitors, he raised the volume of the ham signals until they could just be understood.

At this point the men, plastered with snow and chilled to the bone, came in luging the car battery and the radio.

"Good old Hank is monitoring the state fone net frequency as he always does when there's a chance of a communications emergency," Jerry reported to Carl as the latter held his blood-red hands towards the warmth of the stove. "If we can put out any signal at all, he'll hear it."

Hank was a bed-fast amateur in the boys' home town who was noted both for his technical knowledge and for his operating excellence. Any time that there was an



emergency on the ham bands, day or night, Hank could be depended on to be in there with his keen ears and powerful signal.

"Hey, we're in luck!" Jerry exclaimed as he removed the top cover from the receiver. "This thing uses push-pull tubes in the output stage. That means we can use one of the power tubes as a self-excited oscillator and the other as a modulator. Am I glad now I just finished reading an article

on early tube transmitters! If I can only remember the circuits—”

“You can and you will,” Carl said with conviction. “You can’t remember a three-item grocery list for your mother, but I don’t think you ever forgot a single line of a circuit diagram in your whole life.”

“Let’s see, now,” Jerry mused as he sketched a rough diagram on the back of an envelope. “I think we’ll tie the plate and screen of our oscillator tube together and make a triode of it for the sake of simplicity. One section of this tuning capacitor riveted to the chassis can tune the tank circuit, which means that one end of the tank coil must be grounded. That’s okay if we use this modified Hartley circuit. The cathode goes to a tap near the grounded end of the tank coil. The other end of the coil goes through a small capacitor to the grid, and a five- or ten-thousand-ohm grid leak goes from grid to ground. The plate is at ground potential as far as r.f. is concerned, and we’ll tie it right to the plate of this other output tube serving as a modulator. That will let us use ‘Heising modulation.’”

“What are you going to use for a mike?”

You can’t use the speaker without a transformer to match its low impedance into a grid, and you’re already using the output transformer.”

“I’m going to use the carbon mike in the telephone handset.”

“You still need a mike transformer.”

“Not when I use the mike for the cathode resistor of my first audio stage so as to make a grounded-grid amplifier of it,” Jerry corrected.

A wood chisel heated in the stove served as a soldering iron as the two boys made the circuit changes outlined. A thin copper tubing gas line found in the garage was formed into a tank coil of some twenty well-spaced turns about two and a half inches in diameter. This coil was simply allowed to lie on the wooden table top, and leads from the tuning capacitor and the oscillator cathode were run to it. Tubes not needed were removed from the receiver to save power. A dial lamp soldered across a single turn of wire served as an oscillation indicator, and this lighted brilliantly when held near the tank coil of the hay-wire transmitter; furthermore, it flashed en-

(Continued on page 108)

Get This Valuable Book

FREE



Just For Examining COYNE'S New Set

“Applied Practical Radio-Television”
on 7 DAY FREE TRIAL!

Yes, you get our big Diagrams book, FREE! It's like a road-map that shows you the way to easier Radio-TV repair. Needed by every serviceman. Complete 11x22" Schematic Diagrams on many Radio and TV sets help cut servicing time. Includes simple instructions on how to use diagrams and picture patterns. This book is yours FREE for asking to see Coyne's great new 7-book set, "Applied Practical Radio-Television!"

AT LAST! MONEY-MAKING "KNOW-HOW" ON TRANSISTORS, COLOR TV AND SERVICING

Coyne's great 7-volume set gives you all the answers to servicing problems—quickly! For basic "know-how" that's easy to understand you'll find everything you want in Volumes 1 to 5 on over 5000 practical facts and data. Every step from fundamentals to installing, servicing and trouble-shooting all types of radio and TV sets. So up-to-date it includes the latest on COLOR TV and UHF. All this plus Volume 7—**TRANSISTOR CIRCUITS**—the most complete book ever published on the applications of transistors in electronics. New! Set has colorful design, washable covers.

EXTRA! 868 Page TV Encyclopedia Included! For speedy, on-the-job use, you also get Volume 6—famous Coyne CYCLOPEDIA. Answers problems on servicing, alignment, installation, etc., in easy ABC order. Use this 7-volume TV-RADIO LIBRARY FREE for 7 days; get the Servicing Book FREE!

FREE!
5 YEARS
OF VALUABLE
SUPPLEMENTS

With your set you also get Coyne's annual Supplement Service FREE for 5 years. Keeps your set up-to-date on everything that will be new in radio, television, electronics and electricity.

NOW!
7 BIG BOOKS
IN ONE GREAT SET!



SEND NO MONEY!

Just mail coupon for 7-volume set on 7 days free trial. We'll include book of 150 TV-Radio Patterns & Diagrams. If you keep the set, pay \$3 in 7 days and \$3 per month until \$27.25 plus postage is paid. (Cash price, only \$24.95.) Or you can return the library at our expense in 7 days and owe nothing. **YOU BE THE JUDGE. Either way, the book of TV-Radio Patterns is yours FREE to keep!** Offer is limited. Act NOW!

FREE BOOK—FREE TRIAL COUPON!

Educational Book Publishing Division
COYNE ELECTRICAL SCHOOL, Dept. 20-PE
1501 W. Congress Pkwy., Chicago 7, Ill.

YES! Send 7-Volume "Applied Practical Radio-Television" for 7 days FREE TRIAL per your offer. Include TV-Radio Patterns & Diagram Book FREE.

Name Age

Address

City Zone State

Where Employed

Check here if you want library sent C.O.D. You pay postman \$24.95 plus C.O.D. postage on delivery. 7-day money-back guarantee.

Educational Book Publishing Division

COYNE

ELECTRICAL SCHOOL

1501 W. Congress Pkwy., Dept. 20-PE Chicago 7, Ill.

NOW YOU CAN HAVE YOUR CHOICE OF CENTURY'S UNIQUE Peak-to-Peak VACUUM TUBE VOLT METERS

Model VT-10
LINE OPERATED

Model VT-1
BATTERY OPERATED



WITH LARGE EASY-TO-READ 6" METER

featuring the sensational new
MULTI-PROBE (Patent Pending)

No extra probes to buy! The versatile
MULTI-PROBE does the work of 4 probes

- 1 DC Probe
- 2 AC-Ohms Probe
- 3 Lo-Cap Probe
- 4 RF Probe

No longer do you have to cart around a maze of entangled cables, lose time alternating cables or hunting for a misplaced probe. With just a twist of the MULTI-PROBE tip you can set it to function as either a DC Probe, AC-Ohms Probe, Lo-Cap Probe or RF Probe.

LINE OPERATED

Ideal for use on the test bench. Designed to run cool even under continuous operation... Line isolated.

BATTERY OPERATED

Completely portable... Invaluable wherever line connection is undesirable or unavailable... Unique circuitry assures low battery drain.



Model VT-10
\$58.50
Net

TERMS: \$14.50 within 10 days. Balance \$11 monthly for 4 months.

Model VT-1
\$58.50
Net

TERMS: \$14.50 within 10 days. Balance \$11 monthly for 4 months.

FEATURES OF VT-1 and VT-10

- New advanced pentode amplifier circuit
- Large 6" 100-microampere meter, many times more sensitive than meters used in most V.T.V.M.'s
- Simplified multi-color easy-to-read 4-scale meter
- No heat operation assures stability and accuracy
- Amplifier rectifier circuit with frequency compensated attenuator — a feature found only in costly laboratory instruments
- Meter completely isolated
- Hand-crafted circuitry eliminates the headaches of printed circuitry
- 1% resistors used for permanent accuracy
- Rugged gray hammer-tone steel case provides necessary shielding and eliminates plastic case drawbacks of cracking or melting
- Deep brushed long-lasting etched aluminum panel
- Matching cover protects instrument face — snaps on and off instantly.

FUNCTIONS OF VT-1 and VT-10

DC VOLTMETER... Will measure D.C. down to 1.5 volts full scale with minimum circuit loading, and give accurate readings of scale divisions as low as .025 volts... Will measure low AGC and oscillator bias voltages from .1 volts or less up to 1500 volts with consistent laboratory accuracy on all ranges... Zero center provided for all balancing measurements such as discriminator, ratio detector alignment and hi-fi amplifier balancing.

AC VOLTMETER... True Peak-to-Peak measurements as low as 3 volts of any wave form including TV sync, deflection voltages, video pulses, distortion in hi-fi amplifiers, AGC and color TV gating pulses... Scale divisions are easily read down to .1 volts... Measures RMS at 1/20th the circuit loading of a V.O.M.... Unlike most other V.T.V.M.'s there is no loss in accuracy on the lowest AC range.

ELECTRONIC OHMMETER... Measures from 0 to 1000 megohms... Scale divisions are easily read down to .2 ohms... Will measure resistance values from .2 ohms to one billion ohms... Will detect high resistance leakage in electrolytic and by-pass condensers.

RF and LO-CAP MEASUREMENTS... With these extra VT-1 functions you can measure voltages in extremely high-impedance circuits such as sync and AGC pulses, driving saw tooth voltages, color TV gating pulses, mixer output levels, I.F. stage-by-stage gain and detector inputs.

SPECIFICATIONS OF VT-1 and VT-10

- DC Volts — 0 to 1.5/6/30/150/300/600/1500 volts
- AC Volts (RMS and Peak-to-Peak) — 0 to 3/12/60/300/1200 volts
- Ohms — to a billion ohms, 10 ohms center scale — RX1/10/100/1K/10K/100K/1M
- RF — Peak reading demodulator supplied for use on all DC ranges
- Zero Center — available on all DC volt ranges with zero at mid-scale
- Decibels — from —10 Db to +10/22/36/50/62 based on the Dbm unit: ODb-10W in 600 ohms
- Impedance — 11 megohms DC, 1 megohm AC, 10 megohms Lo-Cap
- Input Capacity — 130 mmfd. RMS, 250 mmfd. Peak-to-Peak, 25 mmfd. Lo-Cap

Model CT-1 IN-CIRCUIT CONDENSER TESTER

Here is an IN-CIRCUIT CONDENSER that DOES THE WHOLE JOB! The CT-1 actually steps in and takes over where all other in-circuit condensers fail. The ingenious application of a dual bridge principle gives the CT-1 a tremendous range of operation... and makes it an absolute 'must' for every serviceman.

in-circuit checks:

- ✓ Quality of condensers even with circuit shunt resistance... (This includes leakage, shorts, opens, intermittents)
- ✓ Value of all condensers from 200 mmfd. to .5 mfd.
- ✓ Quality of all electrolytic condensers (the ability to hold a charge)
- ✓ Transformer, socket and wiring leakage capacity

out-of-circuit checks:

- ✓ Quality of condensers... (This includes leakage, shorts, opens and intermittents)
- ✓ Value of all condensers from 50 mmfd. to .5 mfd.
- ✓ Quality of all electrolytic condensers (the ability to hold a charge)
- ✓ High resistance leakage up to 300 megohms
- ✓ New or unknown condensers... transformer, socket, component and wiring leakage capacity

OUTSTANDING FEATURES

- Ultra-sensitive 2 tube drift-free circuitry
- Multi-color direct scale readings for both quality and value... in-circuit or out-of-circuit
- Simultaneous readings of circuit capacity and circuit resistance
- Built-in hi-leakage indicator sensitive to over 300 megohms
- Cannot damage circuit components
- Electronic eye balance indicator for even greater accuracy
- Isolated power line
- Deep brushed long lasting etched aluminum panel
- Housed in sturdy gray hammer-tone finish steel case... comes complete with test leads



Model CT-1
\$34.50
Net

TERMS: \$9.50 within 10 days. Balance \$5 monthly for 5 months.

10 DAY FREE TRIAL ON CENTURY INSTRUMENTS OF YOUR CHOICE

See for yourself at no risk why thousands of servicemen all over the country selected CENTURY test equipment above all others. Send for instruments of your choice without obligation... try them for 10 days before you buy... only then, if satisfied, pay in easy-to-buy monthly installments — without any financing or carrying charges added.



Model
CRT-2

CRT TESTER-REACTIVATOR

TESTS, REPAIRS and REACTIVATES

- **ALL BLACK AND WHITE PICTURE TUBES** (including 110° tubes) . . . from 8" to 30", whether 12 pin base, 8 pin base, 14 pin base . . . and the very latest 7 pin base.
- **ALL COLOR PICTURE TUBES** . . . Each of the red, green and blue color guns is handled separately.

CHECK THESE EXCLUSIVE FEATURES

- ✓ **THE MULTI-HEAD** (Patent Pending) . . . A SINGLE PLUG IN CABLE AND UNIQUE TEST HEAD — A tremendous advance over the maze of cables and adapters generally found with other testers.
- ✓ **WATCH IT REACTIVATE THE PICTURE TUBE** — You actually see and control the reactivation directly on the meter as it takes place. This allows you for the first time to properly control the reactivation voltage and eliminates the danger of stripping the cathode of the oxide coating. It also enables you to see whether the build-up is lasting.
- ✓ **CONTROLLED "SHOT" WITH HIGHER VOLTAGE FOR BETTER REACTIVATION** — Stronger than any found in other testers — high enough to really do the job — yet controlled to avoid damage to the picture tube.
- ✓ **UNIQUE HIGH VOLTAGE PULSE CIRCUIT** — Will burn out inter-element shorts and weld open circuits with complete safety to the picture tube.

Housed in hand-rubbed oak carrying case — complete with MULTI-HEAD

Model CRT-2
\$57.50
Net

TERMS: \$13.50 within 10 days. Balance \$11 monthly for 4 months.

THE CRT-2 DOES ALL THIS RIGHT IN THE CARTON, OUT OF THE CARTON OR IN THE SET

TEST

- For quality of every black and white and color picture tube, employing the time proven dynamic cathode emission test principle.
- For inter-element shorts and leakage up to one megohm. Separate short test provided for each element in the picture tube.
- For life expectancy.

REPAIR

- Will clear inter-element shorts and leakage.
- Will weld open elements.

REACTIVATE

- The "SHOT" (high voltage controlled pulse) method of reactivation provided by the CRT-2 will restore picture tube to new life in instances where it was not possible before. The high voltage is applied without danger of stripping the cathode as you always have perfect control of the high voltage pulse.
- The "BOOST" method of reactivation also provided by the CRT-2 is used effectively on tubes with a superficially good picture but with poor emission and short life expectancy. It will also improve definition, contrast and focus greatly and add longer life to the picture tube.

- ✓ **VISUAL LIFE TEST** — Enables both you and your customer to see the life-expectancy of any picture tube right on the meter . . . helps eliminate resistance to picture tube replacement when necessary.

- ✓ **SPECIAL LOW SCREEN VOLTAGE TUBES** — Will handle new type picture tubes with special low voltage of approximately 50 volts.

- ✓ **SEPARATE FILAMENT VOLTAGES** — including the very latest 2.35 volt and 8.4 volt types as well as the older 6.3 volt types.

- ✓ **NEW "SF" PICTURE TUBES** — Accommodates the different base pin connections of this new type picture tube.



Model
FC-2

FAST-CHECK TUBE TESTER

Simply set two controls . . . insert tube . . . and press quality button to test any of over 900 tube types completely, accurately . . . IN JUST SECONDS!

The FAST-CHECK enables you to cut servicing time way down, eliminate unprofitable call-backs and increase your dollar earnings by selling more tubes with very little effort on your part. You make every call pay extra dividends by merely showing your customer the actual condition and life expectancy of the tube. The extra tubes you will sell each day will pay for the FAST-CHECK in a very short time.

PICTURE TUBE TEST ADAPTER INCLUDED WITH FAST-CHECK
Enables you to check all picture tubes (including the new short-neck 110 degree type) for cathode emission, shorts and life expectancy . . . also to rejuvenate weak picture tubes.

RANGE OF OPERATION

- ✓ Checks quality of over 900 tube types, employing the time proven dynamic cathode emission test. This covers more than 95% of all tubes in use today, including the newest series-string TV tubes, auto 12 plate-volt tubes, OZ4s, magic eye tubes, gas regulators, special purpose hi-fi tubes and even foreign tubes.
- ✓ Checks for inter-element shorts and leakage.
- ✓ Checks for gas content.
- ✓ Checks for life-expectancy.

SPECIFICATIONS

- No time consuming multiple switching . . . only two settings are required instead of banks of switches on conventional testers
- No annoying roll chart checking . . . tube chart listing over 900 tube types is located inside cover. New listings are added without costly roll chart replacement
- Checks each section of multi-section tubes and if only one section is defective the tube will read "Bad" on the meter scale
- 41 phosphor bronze beryllium tube sockets never need replacement
- 7-pin and 9-pin straighteners mounted on panel
- Large 4 1/2" D'Arsonval type meter is the most sensitive available, yet rugged — fully protected against accidental burn-out
- Special scale on meter for low current tubes
- Compensation for line voltage variation
- 12 filament positions
- Separate gas and short jewel indicators
- Line isolated — no shock hazards
- Deep brushed long lasting etched aluminum panel.

NOTE: The Fast-Check positively cannot become obsolete . . . circuitry is engineered to accommodate all future tube types as they come out. New tube listings are furnished periodically at no cost.

Housed in hand-rubbed oak carrying case complete with CRT ADAPTER

Model FC-2
\$69.50
Net

TERMS: \$14.50 within 10 days. Balance \$11 monthly for 5 months.

MAIL
**FREE
TRIAL
COUPON
TODAY!**

CENTURY ELECTRONICS CO., INC.

- Model VT-10 Vacuum Tube Volt Meter . . . \$58.50
\$14.50 within 10 days. Balance \$11 monthly for 4 months.
 - Model VT-1 Battery Vacuum Tube Volt Meter . . . \$58.50
\$14.50 within 10 days. Balance \$11 monthly for 4 months.
 - Model CT-1 In-Circuit Capacitor Tester . . . \$34.50
\$9.50 within 10 days. Balance \$5 monthly for 5 months.
 - Model CRT-2 CRT Tester-Reactivator . . . \$57.50
\$13.50 within 10 days. Balance \$11 monthly for 4 months.
 - Model FC-2 Fast-Check Tube Tester . . . \$69.50
\$14.50 within 10 days. Balance \$11 monthly for 5 months.
- Prices Net F.O.B. Mineola, N. Y.

111 Roosevelt Ave., Dept. 302 Mineola, N. Y.

Yes, I want to take advantage of your 10 day FREE try-before-you-buy offer. Ship on approval the instruments I have checked. After I have tried the equipment for 10 full days I will either send you the down payment and agree to pay the balance in the monthly payments shown, or I will return the units and owe nothing.

Name Please print clearly

Address

City State

**YOUR COPIES OF
POPULAR
ELECTRONICS
ARE VALUABLE**




**KEEP THEM NEAT . . . CLEAN . . .
READY FOR INSTANT REFERENCE!**

Now you can keep a year's copies of POPULAR ELECTRONICS in a rich-looking leatherette file that makes it easy to locate any issue for ready reference. Specially designed for POPULAR ELECTRONICS, this handy file—with its distinctive, washable Kivar cover and 16-carat gold leaf lettering—not only looks good but keeps every issue neat, clean and orderly. So don't risk tearing and soiling your copies of POPULAR ELECTRONICS—always a ready source of valuable information. Order several of these POPULAR ELECTRONICS volume files today. They are \$2.50 each, postpaid—3 for \$7.00, or 6 for \$13.00. Satisfaction guaranteed or your money back. Order direct from:

JESSE JONES BOX CORP. Dept. PE
(Established 1843)
Box 5120 Philadelphia 41, Pa.

AMAZING MINIATURE BROADCAST TRANSMITTER

FOOL YOUR FRIENDS with this transmitter . . . by broadcasting on to any radio or car radio and watch their startled faces when they hear YOUR voice on their radio. Can be used as FUN MAKER, P.A. SYSTEM, WALKIE TALKIE, CAR TO CAR COMMUNICATIONS and MANY OTHER USES described with instructions. Use on HUNTING and FISHING TRIPS. Completely portable (5 3/4 x 3 1/2 x 1 5/8) with self contained batteries and equipped with TELESCOPING ANTENNA. ABSOLUTELY WIRELESS . . . no wires to run to your radio or transmitter. NO GROUND WIRES or HOOKUPS to make OR MORE. Works up to ONE BLOCK used within legal FCC limits. The "SPACECASTER" transmits THROUGH WALLS! SIMPLY push the button and talk! The "SPACECASTER" has a built-in station selector so you can tune in on any station you desire!



Three models: M27—\$9.95; higher powered M37—\$10.95; super power de luxe M47—\$12.95 post paid. Or send just 1.00 & pay postman balance. Batteries 2.50 extra. Kits now available, all models two dollars less than above prices. Soon available; Citizens' Band Walkie-Talkie. Write for information. HALCO ELECTRONICS, DEPT. E 9211 Venice Blvd., Los Angeles 34, California

TRAIN for SUCCESS with CENTRAL

Electronics TV and RADIO
Read about opportunities for electronic technicians in giant aero-space industry, radar, television, computers, atomic energy, etc. Published by leading midwestern technical institute—offering resident and home study courses.

Airlines
Learn how to qualify as
• Airline Station Agent,
• Reservationist, Passenger
• Agent, Radio Operator, etc.
• Fly the jets.
• Nation-wide placement service.

FREE BOOK

FREE BOOK

ACCREDITED BY NHSC

CENTRAL TECHNICAL INSTITUTE (Est. 1931)
Dept. A-20, 1644 Wyandotte Street, Kansas City 8, Missouri

courageously when the mike was tapped. Ice was broken off a 120-foot length of the downed telephone line in front of the house, and one end of this was connected directly to a turn of the tank coil about one-third of the way down from the "hot" end. The other end was run out the window and attached with a plastic napkin ring for an insulator to a telephone pole that was still standing. The transmitter was tuned to the frequency on which Hank and the other net members were talking by checking with the transistor receiver.


When all was ready, Jerry turned on the switch and gave Hank's call several times, signed his own, and said. "Emergency traffic!" When the makeshift transmitter was cut off, Hank's alert voice came from the little transistor receiver: "Station calling with emergency traffic, go ahead. You're not very strong, and you have about as much frequency modulation as you do amplitude modulation, but I think I can read you. Other stations copy along."

Quickly Jerry outlined their situation. Hank gave him a 'Roger' and told him to stand by. After a few minutes that seemed like hours to the group whose tense faces were lighted by the coal-oil lamp, Hank was back: "The state police are going to send out their 'copter to pick up the boy. The storm is dying down, and they think they can make it if they can just find you. Do you have any lights with which you can signal?"

"The headlamps of the bus!" the driver exclaimed. "They're pointed up in the air!" This information was relayed, and it was



Always say you saw it in—POPULAR ELECTRONICS



39 ALL-NEW PROJECTS PLUS A SHORT COURSE ON TRANSISTORS— ALL YOURS IN THE 1960 ELECTRONIC EXPERIMENTER'S HANDBOOK ON SALE SOON—ONLY \$1.00

You won't want to miss the 1960 edition of the **ELECTRONIC EXPERIMENTER'S HANDBOOK!** It's more interesting, more informative, more fun than ever before. In addition to 39 exciting projects—alone worth the low cost of \$1.00!—you'll get a special bonus section on **UNDERSTANDING TRANSISTOR CIRCUITS**—an actual course in the 'how' and 'why' of transistors!

These are some of the projects you can build from the complete diagrams and easy-to-follow drawings in the 1960 **ELECTRONIC EXPERIMENTER'S HANDBOOK**:

SPECIAL TRANSISTOR PROJECTS

- Transistorized Sound Level Meter
- Pocket Marine Receiver
- Transistorized Power Supply
- Two Special Perforated Board Projects

RECEIVERS YOU CAN BUILD

- Police Special Receiver
- VLF Long Wave Receiver
- Glass Jar Crystal Receiver
- Transistorized Regenerative Receiver
- Black Box that hears Missiles

PROJECTS FOR THE HAM AND SWL

- Citizen's Band Transceiver

- Solar Powered 40-Meter Transmitter
- Cascode RF Unit
- Transceiver Noise Suppressor
- Nifty Novice 15 Meter Transmitter
- Trans-6 Super-Regenerative Receiver

PROJECTS FOR YOUR HI-FI

- Electrostatic Tweeter
- Stereo Tape Transistor Preamp
- One Transistor Microphone Mixer
- Stereoplex

PROJECTS FOR FUN

- Robot Pup
- 8-Sided Dice
- Transistor Amp for Toy Telephone
- Transistor 2-Way Power Trumpet

ELECTRONIC FISH LURE PROJECTS FOR YOUR SHOP

- Electronic Fish Lure
- Transpack H.V. Power Generator
- Q-Square Transistor Generator
- Experimenter's Variable Power Supply
- Transistor Signal Generator
- Multipurpose Checker
- Sine Wave Test Generator

Reserve your copy of the 1960 **ELECTRONIC EXPERIMENTER'S HANDBOOK** at your newsstand or electronics part store—or use the handy Advance Order Coupon below to make sure of your copy!

Ziff-Davis Publishing Company
Department PE 260
434 S. Wabash Avenue
Chicago 5, Illinois

Please send me a copy of the 1960 **ELECTRONIC EXPERIMENTER'S HANDBOOK**. I enclose \$1.00 plus 10¢ to cover mailing and handling charges. (Canada and Foreign \$1.25 plus 10¢ postage).

Name _____

Address _____

City _____ Zone _____ State _____

New Isotronic Training Method

LEARN TV REPAIR IN ONE SHORT WEEK!


Now, after 5 year's research—a streamlined training system that *obsoletes all others!* In just 7 days you may earn \$150 weekly. Without paying up to \$250 for training, studying long months! Developed by electronic scientists in cooperation with major TV mfr's., the new Isotronic method is the most practical ever devised! For conclusive proof, write for details and FREE SAMPLE LESSON. Use it on your own set or a friend's—repair it—convince yourself you can make big money immediately in your own TV business! Hurry—Free Lesson supply limited. Write: TV Servicing Systems, Dept. D-742, 1088 So. La Brea Ave., Los Angeles 19, Calif.

ENGINEERING DEGREES

E.E. Option Electronics or Power Degree Courses in Liberal Arts & Bus. Admin.

Also through HOME STUDY
Pacific International College of Arts & Sciences

Primarily a correspondence School
Resident classes also available
5719-W Santa Monica Blvd.
Hollywood 38, California



Print Your Own

Cards, Stationery, Advertising, Circulars, labels, photo and movie titles, church work, tags, etc. Save money. Sold direct from factory only. Raised printing like engraving, too.

Own a Printing Business

Print for Others. Good Profit. Have home shop. Junior press \$16; Senior \$29 up. We supply everything. Easy rules. Pays for self in short time. Write for free catalog of outfits and all details.

KELSEY PRESSES, C-10 Meriden, Conn.



Kelsey Presses

WANTED!

Equipment, components or parts!


The 320,000 purchasers of POPULAR ELECTRONICS are always in the market for good used equipment or components. So, if you have something to sell, let PE readers know about it in our classified columns.

It costs very little: just 50¢ per word including name and address. Minimum message: 10 words. For further information write:

**Martin Lincoln
POPULAR
ELECTRONICS
One Park Avenue
New York 16, New York**

IS YOUR ENGLISH HOLDING YOU BACK?

I have helped thousands of men and women who have not had college training in English to become effective speakers, writers, and conversationalists. With my new C.I. METHOD you can stop making mistakes, build up your vocabulary, speed up your reading, develop writing skill, learn the "secrets" of conversation. Takes only 15 minutes a day at home. Costs little. 32-page booklet mailed FREE. Write TODAY! Don Bolander, Career Institute, Dept. E-1042, 30 E. Adams St., Chicago 3, Illinois



arranged that a portion of the highway just south of the bus should be cleared for a landing spot for the helicopter. Everyone, even the women, went out into the slackening snow storm to help scrape and shovel the deep-piled snow from the road. They were barely finished when the throbbing sound of the whirlybird came from the sky, and in a matter of moments it settled gently down on the road. The sick boy was carried out on the couch and transferred to the aircraft, and it lifted up into the cone of light from the bus headlamps and flew swiftly toward a waiting hospital.

EVERYONE went back into the house and sat tensely around the little butchered-up transistor receiver. Daylight was just breaking over the snow-smothered landscape when Hank's sleepy drawl came from the speaker:

"All is well. The boy has just come down from surgery and is fine. The appendix had not burst, and there were no complications. A snowplow, followed by a wrecker, is on the way out to you. Give me an okay, and then please take that alleged transmitter off the air. I don't think I've had to copy a signal that lousy since I first got my license thirty years ago!"

"Roger and out!" Jerry said with a grin as he patted the improvised transmitter affectionately; "I'd say, pretty is as pretty does!"



Transistor Topics

(Continued from page 65)

Magnolia Blvd., Burbank, Calif.) has introduced a line of especially designed heat dissipators.

These units are made in a variety of styles to match the most popular transistors and power diodes. They are available through regular parts distributors and, in quantity, direct from the manufacturer. A typical IERC heat dissipator, designed for use with transistors in the familiar JETEC TO-3 "diamond" package, is illustrated in outline form in Fig. 2.

Overseas News. Semiconductor devices are being used in larger and larger quantities in the design of foreign-made products. Here are a few spot items received from our overseas sources.

● Nippon Audio Kogyo Co., Ltd., Tokyo, Japan, is manufacturing transistorized tele-

Always say you saw it in—POPULAR ELECTRONICS

phones; each set is designed as an automatic dial master phone and may call any of ten stations. And Toho Electronics, also in Japan, has introduced a fully transistorized wirephoto transmitter.

• There are several items from Germany. Dr. med. Noeller, Children's Hospital, Heidelberg University, has designed a sub-miniature transistorized transmitter which, with its self-contained battery, measures only $\frac{5}{32}$ " x $\frac{1}{4}$ " over-all; it is swallowed by the patient and transmits data on pressure, temperature, and the pH value within the stomach or intestinal system. Grundig Radio-Werke GmbH, Fuerth/Bay, is producing a miniature transistorized tape recorder. And a Hamburg firm, Protona GmbH, has introduced a fully transistorized FM walkie-talkie weighing only 25 ounces.

• The Metropolitan Water Board, Sydney, Australia, is using a transistorized indicator system for low-level sewage pumping stations.

• In Leningrad, Russia, the Aerophysical Institute has reported the development of a semiconductor thermometer which determines the optimum planting time for wheat and corn.

Product News. Aldens, a Chicago mail order house, is advertising a 3-band, 7-transistor portable receiver which sells complete with battery and leather carrying case for only \$49.95. The set tunes the AM broadcast band from 540 to 1600 kc. and short-wave bands from 3.5 to 12 mc.

Motorola, Inc. has announced price cuts in its line of Zener diodes. There is also news of price cuts on power transistors made by Delco Radio.

The General Instrument Corporation, (Chicopee, Mass.) has started large-scale manufacture of fully transistorized TV tuners. These units use three Philco micro-alloy diffused transistors (MADT) and offer a performance comparable to that obtained from vacuum-tube operated tuners with respect to gain, signal-to-noise ratio, and image and i.f. rejection. Designed for operation on 12 volts, these tuners require only 8.5 ma. current.

Before too long, the Raytheon Manufacturing Company, pioneer manufacturer of low-cost "experimenter's transistors," is expected to announce two new types—*p-n-p* units selling for under 90¢ each to the user.

That does it. See you next month.

Lou

why your next speaker system should be

THE NEW AUDAX PARAFLEX

• Only Audax incorporates the Patented Paraflex Foam Suspension to give longer travel to the cone, resulting in honest bass without boom or hangover. You get bass with real bottom!

• New Styrofoam Radial Strut-Bracing reinforces cone, assures rigid piston action, preventing cone break-up. Eliminates distortion, provides clean reproduction up to the full-rated power output. Needs as little as 10 watts output. You get greater amplifier economy in stereo installations.

• New Oriented Grain-Processed Magnet gives 20% more efficiency than standard Alnico V.

• New Ducted-Slot Enclosure specifically designed to enhance the depth and striking realism of the Paraflex high-compliance speaker units. Speakers are located symmetrically on each side of the ducted slot, resulting in clean bass without trace of boom or unnatural heaviness.


• New, dramatic enclosure styling by George Nelson — featuring...new, three-dimensional Dynel "Acoustiscreen" grille, removable for cleaning!

• Audax Paraflex Speakers are lab-tested and a performance seal on each unit indicates its resonant frequency ± 1 cycle.

Model CA-80 12" x 12" x 24" with two full range speakers—\$99.95

Model CA-100 15" x 12" x 25" with two 10" full range speakers and 2 matching cone tweeters—\$139.95

Also full line of Component Speakers



SEND FOR COMPLETE DETAILS!

Audax, division of Rek-O-Kut Co., Inc.
38-19 108th St., Corona 68, New York

Name

Address

City Zone State

Export: Morhan Exporting Corp., 458 Broadway, New York 13
Canada: Atlas Radio Corp., 50 Wingold Ave., Toronto 19, Ont.

RA-10

WIRE IT YOURSELF WITH MOSLEY TV WIRING ACCESSORIES



WALL FEED makes neat, weather-proof antenna lead-in to attic or crawl space. Easy to install.



2-SET COUPLER lets you operate two TV sets at one time, from one antenna. Install in attic or basement.

See the complete Mosley line of accessories for neat, flexible TV wiring. Send for Catalog 59.

Mosley Electronics, Inc.
St. Louis 14, Missouri

MOBILE-FIXED CONVERTER POLICE • FIRE • CITIZENS' BAND



#315A is a practical converter for emergency use. Easily installed. Tuning range approximately 12 MC in the 26-50 MC band—30 MC in the 108-174 MC band. Designed for mobile or home use. **\$13.95**

Available crystal controlled up to 54 MC. **\$18.95**

Also available crystal controlled up to 165 MC. **\$19.95**



#316A VARIABLE CONVERTER. Front panel tuning permits rapid change between separated signals over 10 MC range in 26-54 or 108-174 MC bands. **\$19.95**

#331B Crystal controlled converter for use with 12 V. Transistor type car radios, 26-50 MC. Can be installed in seconds. **\$24.50**

Other models for 108-162 MC available.

Full line of converters and receivers for every application.

ORDER TODAY or WRITE for LITERATURE

KUHN ELECTRONICS
20 GLENWOOD CINCINNATI 17, OHIO

ENGINEERING DEGREE IN 27 MONTHS

INDIANA TECHNICAL COLLEGE

B.S. degree (27 mo.): Aero., Chem., Civil, Elec., Mech. & Electronics, E. E. (36 mo.): Aero., Chem., Civil, Elec., Mech., Metallurgical, B.S. (36 mo.): Math., Chem., Physics. Preparatory courses. Demand for graduates. Campus. 20 bldgs.; dorms, gym. Low rate. Earn board. G.I. appor. Enter March, June, Sept., Dec. Catalog. 2320 E. Washington Blvd., Fort Wayne 2, Ind. Keeping pace with progress

Stereo Tone Arm

(Continued from page 76)

To adjust the stylus pressure, the weight of the cartridge and the front part of the arm is first "zero-balanced" by the sliding counterweight on the rear of the arm. Then, a calibrated control knob on the side of the housing is used to set the stylus pressure anywhere in the 0-8 gram range. This is accomplished by means of an eight-turn spiral mainspring, the outer end of which is connected to the control knob and the inner end to the shaft which supports the arm in the vertical bearings. As the control is advanced, the tension on the spring decreases, causing the arm to exert more pressure on the stylus.

Since the spiral spring has many turns, the stylus-pressure dial can be calibrated with great accuracy (within plus or minus 0.1 gram, according to the manufacturer). And because the spring is connected to the arm at almost the exact center of the vertical pivot's axis, the stylus pressure will remain constant even when warped records are being tracked.

Other features of the Empire 98 which add to quality performance include the use of ball bearings for both the lateral and the vertical movements, and a hard rubber decoupling element in the rear of the tone arm to support the counterweight section. This latter design nicety contributes to the extremely low resonance of the arm—which is between 10 and 13 cps, Audio Empire claims. Maximum tracking error is only 0.75°.

The Empire 98 is a product born of imaginative engineering and conscientious manufacture. Anyone in the market for a new tone arm would do well to consider it. Finished in either satin chrome or satin gold (real gold, no less), it is available in 12" and 16" models.

-50-



"You ground the lead, yes, but not to the meter."
Always say you saw it in—POPULAR ELECTRONICS

The R/C Cloud

(Continued from page 87)

"You are about to see my reputation re-established as the creator of foolproof R/C models."

We adjourned to the patio where I filled the airship with hydrogen from the tank I'd purchased, (after discovering that cooking-gas wouldn't provide the necessary "lift,") and I attached the safety-line securely to the gas-escape valve device.

"In case you're counting on the safety-line getting away from me, I think you'd better know that I'm tying it to my waist," I declared smugly. "Care to hand over the winnings now instead of later, dear?"

"I'll wait," she demurred sullenly.

HUMMING a merry little tune, I launched "The Cloud." Gracefully, it rose into the air, rolling slightly in the vagrant air currents as it reached higher altitudes.

"There you are!" I exclaimed. "Nary a thing going wrong! No difficulty, no disaster! Watch how—" I jabbed the control buttons on the transmitter unit, "—it responds, accurately and totally."

"Gee," she said. "Lookit the big eagle flying around up there."

"All untoward elements have been brilliantly—"

"Golly, that's a mean-looking eagle. Hey, I think it sees your model!"

"—and scientifically elimin—GET AWAY FROM THAT DIRIGIBLE! SHOO! BEAT IT!" I yelled.

The eagle began to circle around "The Cloud," closing in on it with each revolution. Frantically, I jabbed the control buttons in an effort to get the model out of the curious bird's range.

"I don't think that eagle likes your model," she murmured jovially. "Lookit him follow it!"

"If we only had a BB gun," I moaned, jabbing the controls again in an attempt to keep "The Cloud" out of range of those sharp, cruel talons.

"BB guns?" She smirked. "They've been scientifically eliminated, *remember?*"

"Shut up and heave rocks at him!" I barked. "Maybe I can get the model down before—" I started hauling in the safety-line with desperate energy, "—he manages to effect any damage with those sharp—"

Without warning, the eagle suddenly dove upon "The Cloud." His talons ripped

February, 1960

prepare for your career in

ELECTRONICS ELECTRICAL ENGINEERING RADIO-TV COMPUTERS

At MSOE, you can equip yourself for a career in many exciting, growing fields:
MISSILES • RADAR • AVIONICS
AUTOMATION • RESEARCH
DEVELOPMENT • ELECTRICAL
POWER • ROCKETRY

When you graduate from the Milwaukee School of Engineering, you are prepared for a dynamic career as an Electrical Engineer or Engineering Technician. Under a faculty of specialists, you gain a sound technical education in modern, completely equipped laboratories and classrooms. As a result, MSOE graduates are in great demand and highly accepted by industries nationally.

At MSOE, you will meet men from all walks of life and all parts of the country — some fresh out of high school or prep school, others in their twenties — veterans and non-veterans.

You can start school in any one of four quarters and begin specializing immediately. Engineering technicians graduate in 2 years with an Associate in Applied Science degree. For a Bachelor of Science degree in Engineering, you attend 4 years. A 3-month preparatory course also is available.



FREE CAREER BOOKLET!

If you're interested in any phase of electronics, radio or television, be sure to look into the programs of study offered by the Milwaukee School of Engineering. Just mail the coupon.

MILWAUKEE SCHOOL OF ENGINEERING

Dept. PE-260, 1025 N. Milwaukee St.
Milwaukee, Wisconsin

Please send FREE Career Booklet. I'm interested in
 Electronics Electrical Power Radio-TV
 Mechanical Engineering Computers Electrical Engineering Industrial Electronics Preparatory

PLEASE PRINT

Name.....Age.....

Address.....

City.....Zone.....State.....

I'm eligible for veterans education benefits

HAVE MORE FUN WITH YOUR HOME TAPE RECORDER

with

"HOME RECORDER TRICKS"

the fascinating new guide to trick taping by

DICK JURGENS

big-name bandleader

The only one of its kind, this amazing booklet gives easy-to-understand, step-by-step instructions for making tapes of:

- animals talking and singing with you
- duets and trios of your own voice
- duets between you and a popular vocalist
- echoes, garbled sounds, demonstration tapes and many other unique sounds

Amaze your friends on the tape recorder. Send for your copy of "Home Recorder Tricks" today! Only **\$1.98** postpaid.

DICK JURGENS RECORDING ASSOCIATES
1405 SOUTH 8TH ST., COLORADO SPRINGS, COLO.



into the balsa-wood with a crunch that carried all the way down to us. Then, with a triumphant shriek he flapped away.

As I stood paralyzed with grief, "The Cloud" descended in a number of jagged fragments, its props still whirling courageously even as they smashed onto the patio brickwork.

"Don't forget to double next week's pin money, genius!" snickered Mrs. K. "I knew that crazy gismo was for the birds." —30—



Test Instruments

(Continued from page 84)

A 20- μ f. electrolytic capacitor (C-7) and a 3-watt incandescent lamp (M-1) provide the major path. The lamp performs the same function here as it does in the Wien bridge. Since its filament resistance varies directly with the amount of current flow through it, the lamp counters any tendency for the oscillation to "run away," thus providing automatic gain control. Potentiometer R-15 sets the over-all amount of positive feedback.

A minor secondary positive feedback path is via the 25- μ f. capacitor (C-11) connected between the cathodes of the two tubes. This small capacitance provides positive feedback at the very high frequencies only, and thereby boosts the gain at the frequencies where the normal circuit constants would cause loss of output.

The negative feedback loop (also taken from the cathode of V-2) is connected to the grid of V-1 via a .02- μ f. capacitor and a



ACCORDIONS 1/2 OFF

FIVE DAY FREE TRIAL
Try Before You Buy

Buy direct from world's largest exclusive accordion dealer. Save 50% off mfr's list prices. Finest imported Italian makes; over 30 models. 5-Day Free Trial. Double guarantee. Trade-ins accepted. Bonus gifts. Easy terms, low as \$10.00 monthly. FREE CATALOG—rush coupon.

FREE
Color
Catalog
Rush
Coupon

ACCORDION MANUFACTURERS & WHOLESALE OUTLET, Dept. PE-20
2003 W. Chicago Ave., Chicago 22, Ill.
Please rush color catalog and special discount prices.

Name _____
Address _____
City _____ State _____

Say You Saw It in Popular Electronics



LOOK

NO FURTHER . . . IF YOU'RE UNHAPPY WITH "HI" HI-FI PRICES. WRITE FOR OUR UNUSUAL AUDIO CATALOG. KEY ELECTRONICS CO. 120-B Liberty St., N. Y. 6

frequency-discriminating RC network. This network is the secret of the Sulzer circuit's operation.

The Bridge-T. Known as a "bridge-T" network (because of its configuration), this circuit passes all frequencies *except* the one to which it is tuned. At that frequency, the bridge-T network looks like a very high impedance. Since the negative feedback applied to the grid of V-1 must travel via the bridge-T, certain special events take place.

First of all, remember that the circuit constants in the Sulzer generator are so arranged that the *negative* feedback generally overrides the positive feedback and so prevents oscillation. However, when the amount of negative feedback is reduced at *one* frequency, the two-stage amplifier formed by V-1 and V-2 goes—whoops, this is for me! The amplifier then turns into an oscillator—but *only* at the frequency where the negative feedback isn't around to exert its restraining influence.

In the Knight-Kit circuit (Fig. 9), the bridge-T components C-1_A, C-1_B are the two sections of a two-gang variable tuning capacitor. The resistors shown as R-1 and R-6 in Fig. 10 are actually two sets of resistors in the Knight-Kit. As in the Wien oscillator, the pairs of resistors are selected by a two-pole switch (S-1) and used to establish the decade frequency range (usually multiples of 20 to 200), and the adjustment tuning capacitor sets the specific frequency of operation.

There's no theoretical reason why the resistors couldn't be variable elements and the capacitors the switched ones. However, you can see the practical difficulties that would arise in manufacturing a two-section pot with the desired specifications. Both sections would have to track each other perfectly and one section would need to have a linear, precisely calibrated resistance range of 6000 ohms to 60 meg-ohms. That's the sort of assignment that would drive a potentiometer engineer into semiconductor work—where circuit resistances seldom go over a quarter megohm.

A survey of the various models of generators reveals a number of special features such as metering, square-wave output, switched attenuation, choice of output impedances, etc. We will look into this next month, and see how these circuit "accessories" work and what they will do for you on your test bench.

World's **BIGGEST** BUYS IN **SupereX Kits**

"the house the hams built!"



MODEL DYN
\$5.63
Net

Prompt
Shipment
from
the
Center
of the
U. S. A.

TRANSISTOR RADIO KIT

Includes black and gold portable case, extra sensitive transistor and diode, variable capacitor for tuning, "loopstick" for sensitivity, pre-punched chassis board. Complete with earphone, battery and all parts. Simple, illustrated instructions. Shp. wt.: 3 1/2 lbs.

Complete
Lines
of
Parts,
Tools,
Accessories

TRANSISTOR RADIO

Power house, vest pocket radio. Famous "loopstick" insures max. reception anywhere. No antenna or ground needed. Gold plated, printed circuit board, hi "Q" flat loopstick, hi-fi earphone and easy, illustrated instructions included. A real bargain. Shp. wt.: 3 lbs.

DELUXE



MODEL VP
\$11.73
Net

"THE TWIN" RADIO KIT

Kit includes pre-punched chassis board, loopstick, capacitor, matched transistors and diode, tuning dial, advanced circuit, portable plastic case with gold grille. Complete instructions. Phone and battery included. Can be built by anyone; no soldering. Shp. wt.: 3 1/2 lbs.

Only
10%
Down
Easy
Terms




MODEL TNT
\$7.34
Net

FREE
200-Page
Catalog
Send Today



TRANSISTOR PORTABLE RADIO

Features pre-punched chassis, gold plated printed circuit board, four transistors and diode, transistor loopstick, 2 1/2" loud speaker, earphone jack. Compact and portable. Easy to build, complete illustrated instructions included. All necessary parts, complete. Shp. wt.: 3 lbs.



MODEL TR4-K
\$17.95
Net

CITIZENS BAND

2-WAY RADIO KIT

- ALL PARTS, NO TESTS,

\$39.95

WRL

WORLD RADIO LABORATORIES

3415 W. BROADWAY • PHONE 2-0277
COUNCIL BLUFFS, IOWA

Rush me: Free Catalog More Kit Information. Enclosed is my check for the DYN, \$5.63 VP, \$11.73 TNT, \$7.34 TR4-K, 17.95 Citizens Kit, \$39.95

NAME: _____

ADDRESS: _____

CITY & STATE: _____

The Frustrated Fiddler

(Continued from page 58)

KT-600 also excels in overall performance. An independent testing laboratory recently reported: "For all practical purposes, this preamplifier may be considered a distortionless device."

In his latest project, the Harman-Kardon "Citation" kits, Hegeman had the task of combining the ultimate in audio quality with the utmost simplification of the actual kit assembly work.

"It was an ideal assignment," muses Hegeman. "They set up a special division for me and gave me a completely free hand. They just told me to produce the best possible stereo power amp and preamp kit—and make it so simple that it could be built by the complete novice."

Rising to the challenge, Hegeman designed a power amplifier with a whopping 60 watts output *per channel*. With this ample power reserve, he was able to keep distortion down to virtually unmeasurable amounts. To assure freedom from possible combination tones of transonic distortion products falling within the hearing range, he adapted video circuits to audio purposes.

A significant innovation in both the Citation I preamp and the Citation II power amp is the use of multiple feedback loops instead of the customary single loop. Hegeman feels that this technique allows precise adjustment of feedback for the individual needs of each stage without sacrificing stability.

To insure easy construction, Hegeman specified the use of military-type subassemblies in the Citation kits, with every resistor and capacitor laid out neatly on terminal boards. Special templates allow the kit builder to shape all wiring into professional-type harnesses.

Future Plans. Hegeman is hardly a man to dwell on past achievements. He is more eager to talk of the future. At present, he has an FM tuner kit in the final stages of development. Designed for Dynaco, the tuner has a unique feature that kit builders lacking elaborate test equipment will appreciate: it can be accurately aligned without instruments.

At the same time, he is also winding up the design of a stereo basic amplifier. Designed for Lafayette, this unit will be a dual 50-watt unit.

Next on the agenda are final touches on

**BEFORE YOU BUY...
GET THIS CATALOG
FREE!**

Send postcard today for your free G-C Catalog 158... 80 pages of valuable service aids available at your distributor.



G-C ELECTRONICS CO.
division of Textron Inc. Western Plant: Los Angeles 18, California
Main Plant: ROCKFORD, ILLINOIS, U.S.A.

GET INTO ELECTRONICS

V.T.I. training leads to success as technicians, field engineers, specialists in communications, guided missiles, computers, radar, automation. Basic & advanced courses in theory & laboratory. Assoc. degree in 29 mos. B. S. obtainable. ECOP accredited. G.I. approved. Graduates with major companies. Start Feb., Sept. Dorms, campus. H. S. graduates or equivalent. Catalog.

VALPARAISO TECHNICAL INSTITUTE
Dept. PE VALPARAISO, INDIANA

EASY TO LEARN CODE

Learn to increase speed with an Instructograph—the Radio-Telegraph Code Teacher that takes the place of an operator-instructor and enables anyone to master code without further assistance. Available tapes from beginners alphabet to typical messages on all subjects. Speed range 5 to 40 WPM. Always ready—no QRM. Thousands have "acquired the code" with the Instructograph System. Write today for convenient rental or purchase plans.

INSTRUCTOGRAPH COMPANY
4713 SHERIDAN ROAD, CHICAGO 40, ILLINOIS
357 West Manchester Ave., Los Angeles 3, California



YOU'LL

HEAR SOUNDS YOU NEVER HEARD BEFORE!



Koss Stereophones actually add sounds to your ham, hi-fi, or stereo installation—sounds you never heard before! It's done with a 3½ inch sound reproducer in a soft, sound-tight earphone. No "Wasted Fidelity". A full octave below any other headphone.

\$24.95

Ask your hi-fi dealer for a demonstration or write,

Koss Inc.
2227 N. 31st St.
Milwaukee, Wis.

Always say you saw it in—POPULAR ELECTRONICS



Coming in March **POPULAR ELECTRONICS**:
16-page Special Bonus Feature

PROJECTS YOU CAN BUILD IN ONE EVENING —FOR LESS THAN SIX DOLLARS EACH!

With this one issue of **POPULAR ELECTRONICS**—plus a small cash outlay—you can build half a dozen exciting projects at home! They're simple to build...fun to work on...and each can be built in just one evening! You'll get complete schematics and diagrams for each—giving the electronic hobbyist something easy to build, yet challenging in concept. Some of the devices you can build are:

- ★ **"FIRST PROJECT" RECEIVER**—An ultra-simple receiver—parts cost only \$4.45.
- ★ **"IMPROVE YOUR HI FI"**—Easy-to-build variable crossover unit for use with any two-way speaker system. Parts—only \$4.45.
- ★ **DC CONTROL FOR ELECTRIC TRAINS**—Use with any HO Gauge Train—a jiffy-quick variable-voltage control that costs you only \$5.90.
- ★ **BROADCAST BAND WAVE TRAP**—Keep strong "locals" from interfering with those hard-to-get DX stations. Build this wave trap for only \$2.65.

You'll also enjoy such interesting, informative March **POPULAR ELECTRONICS** articles as:

- ★ **COMMUNICATION SATELLITES**—Key to World Wide TV. Here's the exciting story of how satellites will make world-wide TV possible during the 1960's.
- ★ **BUILD A HALF-AMP VARIABLE BENCH SUPPLY UNIT**. Replace your test bench batteries with this multi-purpose transistorized line-operated power supply.

All these features are coming your way in March **POPULAR ELECTRONICS**—typical of the coverage you'll enjoy month after month in the world's leading electronic hobbyist magazine. Take advantage of the present low subscription rates to bring **POPULAR ELECTRONICS** to your door every month—Subscribe today.

SUBSCRIPTION RATES

One year \$4

Two years \$7

Three years \$10

POPULAR ELECTRONICS, 434 South Wabash Avenue, Chicago 5, Illinois




ON LAND IN THE AIR and ON THE SEA...
BIG MONEY!
awaits
**TRAINED
 TECHNICIANS**
in
**TELEVISION-RADIO
 ELECTRONICS-RADAR**



**EARN AS YOU
 LEARN!**

Get CHRISTY's Complete Course. Why be satisfied with less? CTS Shop Method. Home Training makes learning easy. You receive Comprehensive training from the start. **EARN AS YOU LEARN!** You become qualified to open your own Electronics Repair business or to gain high pay as a TV, Radio, Electronics Technician.

19 TRAINING KITS INCLUDED!
 Multi-Tester, Oscillator, Signal Tracer, Oscilloscope, Signal Generator, Electronic Timer, Regenerative Radio, 24" TV set (Optional) and other valuable equipment sent. Send today for **3 FREE BOOKS**. No obligation.



CHRISTY TRADES SCHOOL, Dept. T-214
 3214 W. Lawrence Ave., Chicago 25
 Send me 3 Free Books and Special Form for PAYING LATER
 from EARNINGS MADE WHILE LEARNING.

NAME Age.....
 ADDRESS
 CITY ZONE..... STATE.....




**NEW! DYNAMIC
 TRANSISTOR CHECKER**

Dynamically checks transistors either "in or out" of circuit!

No set-up required—safely identifies and tests PNP and NPN transistors "in or out" of circuit! Wide range of types: small signal, including "drift" types; medium power and power types. Fast, positive visual check for "opens", shorts, and gain. Compact, self-contained.

MODEL 100—Wired and Tested.....\$19.95 NET



**NEW! LOW COST
 TUBE TESTER**

Grid Circuit and Tube Merit Tester!

Complete coverage all modern TV tube types and all heater type radio tubes, using only 5 sockets! Incorporates patented Seco Grid Circuit Test plus reliable Cathode Emission Test—also checks for filament continuity and open elements. One easy-to-read meter. Fast, easy to operate! With portable carrying case, pin straighteners, and fast tube set-up flip chart.

MODEL 78—Wired and Tested.....\$69.50 NET

WRITE TODAY FOR FULL DETAILS!

SECO MANUFACTURING CO.
 Department PE-2
 6016 Penn Ave. So., Minneapolis, Minn.

a prototype transistorized tape recorder that he claims will outperform any recording device ever produced.

Hegeman considers transistors his major challenge for the future. He has already produced an experimental seven-transistor preamplifier that in terms of distortion, transient response, and signal-to-noise ratio surpasses anything he has done before. But the high cost (upwards of \$400) makes the device commercially unfeasible.

"But transistors are getting cheaper," Hegeman says hopefully. "If my guess is right, five years from now there will be no more vacuum tubes in audio." His face lights up with anticipation of what he expects to be a truly exciting period of development in all aspects of electronic sound reproduction.

As he talked of the future, it occurred to us that Hegeman actually represents something timeless and enduring in the tradition of American engineering: the inventive genius, working alone and independently, whose creative mind strikes the sparks of progress.

Electronic House-Sitter

(Continued from page 75)

with a standard receiver, you'll need a radio to make further adjustments. Place the receiver near the transmitter. Turn both instruments on and tune the receiver to a "dead" spot on its dial between 800 and 900 kc.

Now close $T1$'s trimmers *fully*. Turn up the set's volume control and set $R1$ about two-thirds up. Then adjust $T1$'s trimmers slowly, backing each out an equal amount until a signal is picked up on the radio. This signal may be heard as a slight hum, as a "hiss," or as a squeal, depending on the relative adjustments of the volume and gain controls.

For closer adjustment, move the receiver across the room, and readjust $T1$'s trimmers. Then adjust $L1$ for maximum pickup by the receiver.

Operation. To use the instrument, simply plug it into a wall receptacle in the room where you would like to have maximum audio pickup. Turn the unit on and adjust gain control $R1$ for desired pickup level as heard on your pocket receiver. Best results are obtained when an earphone is used with the receiver.

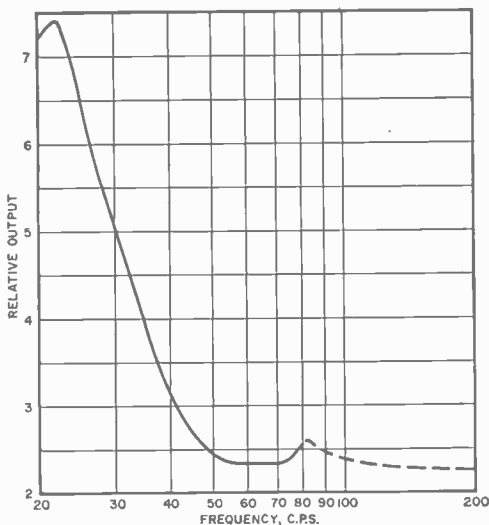
Three-Way Speaker System

(Continued from page 78)

by the unknowing beginner. Mid-range speakers with a frequency response cutoff at 2000 cycles are "matched" to tweeters that just begin to operate at 3500 cycles. High-efficiency woofers are put in the same system with low-efficiency tweeters, or vice-verser. Speakers have their impedances mismatched, their frequency response mismatched and their purposes misapplied with a complete disregard for the laws of acoustics and electronics.

Does the novice have an easy way out of this morass? Yes, says Cletron—and provides in one neat package (Model C-33812, \$98.00) a three-way speaker system including crossover that produces fine integrated sound in a cabinet designed for it.

The plans for the bass reflex cabinet given on page 78 are not critical in that the



Fundamental resonance of speaker is 22 cycles, with a smooth impedance curve beyond that point.

dimensions can be varied over a fairly wide range without running into tuning difficulties. The lack of critical dimensions is due both to the very low resonance of the Cletron woofer and the extra-large size of the cabinet.

When the woofer is installed in the cabinet, its resonant frequency checks out to be about 22 cycles (see graph above), which is certainly as low as you could ever want. Any speaker with a fundamental resonance in the 25-40 cycle area should work out equally well.

RADIO SHACK *flash!*

Send Coupon for Latest

FREE

ELECTRONICS Catalog

plus every new issue for 1960

Act today! See the newest, the best, the most complete lines of electronic equipment in America—stereo, hi-fi, ham radio, LP records, tapes, optical goods and scores of others. Over 100,000 items—everything for the amateur, the pro, the devotee or just the interested.

Mail the coupon now! We will send you immediately, Free and Postpaid, not only our latest 312 page Electronic Catalog but every new issue for next 12 months—a full year's Free subscription to the finest in electronics and associated products all at famous money-saving Radio Shack prices. Satisfaction guaranteed on every order or your money back.

RADIO SHACK
CORPORATION Dept. 2B
730 Commonwealth Ave.
Boston 17, Massachusetts

Just one of thousands of
RADIO SHACK buys

Transistor
Battery Radio
19.95 Value
only
\$9.95



Exclusive Radio Shack transistor battery radio. Only 2 3/4 x 4 x 1 1/4 inches in size. Weighs less than 10 ounces. Built-in speaker and ferrite antenna. Conelrad markings, handsome molded case.

Radio Shack Corporation
730 Commonwealth Ave.
Boston 17, Massachusetts

Dept. 2B

Please send me, FREE and POSTPAID, your latest Electronic Catalog. Also send me every new issue for the next 12 months—a full year's subscription FREE.

Name _____

Address _____

Postoffice or City _____ Zone _____ State _____

PURCHASING A HI-FI SYSTEM?

Send Us
Your List of
Components
For A
Package
Quotation

WE WON'T BE
UNDERSOLD

All merchandise is brand new,
factory fresh and guaranteed.

Free Hi-Fi Catalog

AIREX
RADIO
CORPORATION

64-PE Cortlandt St., N. Y. 7 CO 7-2137

PARTIAL LIST OF BRANDS

Altec Lansing
Electrovoice
Jensen • Hartley
University • Stephens
Acoustic Research
Janszen
Wharfedale
Karlsen Cabinets
Viking
Concertone
Bell • G.E.
Weathers
Harman-Kardon
Eico • Pilot
Sherwood
Acrosound
Fisher • Ferrograph
Bogen • Leak
Dynakit • Tandberg
H. H. Scott
Dual Changer
Amplex • DeWald
Revere • Challenger
Wollensak • Pentron
Garrard
Miracord
Glaser-Steers
Components
Rek-O-Kut
Norelco
Fairchild
Pickering • Gray
Audio Tape • Conrac
Wellcor Cabinets

Convert Car Radio for Home Use

(Continued from page 54)

tion must be removed and the switch rewired to control the line voltage applied to the new power transformer (T2).

Depending on the individual set converted, you may have to apply your ingenuity in rearranging components and wiring. For example, in the set shown, the on-off switch was ganged to the volume control and part of the tuner assembly. To make the conversion, a line cord and plug was run to the tuner chassis, through the on-off switch (S1) and to a short "output" line and receptacle. The vibrator socket was replaced with a male a.c. chassis plug (PL1).

Final Assembly. Once the conversion wiring is finished, connect a short piece of hookup wire to the set's antenna terminal and check over-all performance. If alignment is indicated (if stations don't come in at right point on dial), realign the set following the Service Data instructions.

The next problem is finding a cabinet for the set. The author chose a commercially available metal cabinet (Bud C-1783-G), used decals to label the controls, and dressed up the loudspeaker grille with a rear deck speaker installation kit. If you prefer, you can install the completed set in a homemade wooden cabinet; you might achieve somewhat better tone. Since most car radios are quite compact, they are ideal for "bookshelf" installations.

Regardless of the type of cabinet, you'll have to plan panel layout to suit your receiver. In the author's set, an upright (vertical) dial arrangement was used; this lent itself nicely to the cabinet chosen. A horizontal dial would require a different layout. And you may want to use a different loudspeaker, mounted separately.

You'll need an external antenna. If the set is installed in a metal cabinet, you might mount a small car antenna right on the cabinet itself, as in the model (Ward CF-6 or equivalent side cowl mounting antenna). Or you can connect a short length of antenna wire to the set, running it along a wall baseboard or under a rug.

Most car radios have a built-in antenna trimmer. This will be identified in the Service Data, and should be adjusted for best reception with the final antenna used.

The last step: turn the set on, tune in your favorite station—and relax!

ONE CENT SALE

BUY ONE AT OUR REGULAR LOW PRICE
AND GET THE SECOND FOR ONLY 1¢ MORE

CITIZENS BAND TRANSMITTER (27 MC) chassis complete with crystal. \$12.49 each, two for \$12.50.

TRANSMITTER similar to above but with 5 watt RF stage instead of 1 watt. \$14.99 each, two for \$15.00.

CITIZENS BAND RECEIVER chassis tunable through all 22 channels. Complete with audio amplifier. \$9.99 each, two for \$10.00.

AMATEUR BAND TRANSCEIVER (144-148 MC) chassis with dual VHF triodes for walkie-talkie radiophone. \$9.99 each, two for \$10.00.

TRANSCEIVER TRANSFORMER: Mike to grid input and plate to low impedance headphone output. Good for telephone handsets. \$1.99 pair, two for \$2.00.

TELEPHONE HANDSETS with push-to-talk switch. \$5.99 each, two for \$6.00.

MICROPHONE High output 200 ohm carbon with terminal lugs. \$1.49 each, two for \$1.50.

COILED CORD 4 conductor 11" telephone cord. Extends to over 4 ft. .99 each, two for \$1.00.

KIT OF PARTS for AM-FM VHF radio receiver. Tunable from 80-200 mc. which includes U. S. satellite frequencies. \$6.99 each, two for \$7.00.

TRANSISTOR AUDIO AMPLIFIER gives 50X voltage gain on low level signals. Operates on 1½ volts. \$3.99 each, two for \$4.00.

CONVERTER (crystal controlled) for 27 MC Citizens Band. Adapts any standard broadcast radio to 27 MC band. Tunes all 22 channels. Complete with tubes and crystal. \$14.99 each, 2 for \$15.00.

TRANSMITTER CRYSTALS in holders. Assorted frequencies for experimenters. Bag of 10 only \$1.49—two bags for \$1.50.

ALL MERCHANDISE GUARANTEED

Limited Quantity—No Literature or Catalog
Remit in full, include sufficient postage. No C.O.D.'s.

VANGUARD ELECTRONIC LABS.

Box 12-E-2

Hollis 23, N. Y.

Across the Ham Bands

(Continued from page 80)

a plate-modulated transmitter. Total power drawn from the power line will be approximately the same in either case.

Driving Power. In examining the specifications of different linear amplifiers, you will note that the amount of driving power they require varies considerably. Without going into the reasons for this, the best thing to do is to select one that requires somewhat less driving power than the r.f. output power of the transmitter you are going to use to drive it. Then, if you have too much driving power, you can easily cut it down with a power reducer between the driver and the amplifier. For the purpose, assume that the output of your present transmitter is approximately 60% of its input power. It is undoubtedly more, but you should allow for a factor of safety.

In the above discussion, I have stressed AM phone operation, since it is the type preferred by a majority of hams. Nevertheless, single-sideband is much more efficient, watt per watt, although more expensive at low power levels. Also, a low power single-sideband signal is easily amplified to any desired power level in a linear amplifier operating at full efficiency.

SCREEN-MODULATE THE DX-20

By adding screen modulation to the Heathkit DX-20 50-watter, a popular c.w. transmitter, you can turn it into an economical, 25-watt phone transmitter with excellent speech quality. You can either build the modulator unit in a 4" x 5" x 6" cabinet or you can save time and effort by ordering an E. F. Johnson Co. Model 250-40 screen modulator kit. If you get the kit, assemble it according to the instruction manual but substitute a 50,000-ohm, 10-watt resistor for the 20,000-ohm resistor specified for R42.

Modify the DX-20 to accommodate the modulator by mounting an octal tube socket on its rear chassis apron to the left of the antenna loading capacitor. Center the socket 1 3/8" from the bottom of the chassis with its guide key up. Then mount a 6.3-volt, 0.6-ampere filament transformer beside the 5U4 tube socket, moving the existing 0.1-μf. tubular capacitor towards the front of the chassis by bending its leads, to make room for the transformer.

Connect the transformer primary leads

February, 1960

TUBE REPLACEMENT GUIDE

EVERYONE who uses vacuum tubes NEEDS this new 1960 Expanded Edition TUBE GUIDE.

Contains over 2700 substitutes for over 1500 tubes, including radio & TV receiving tubes, tubes used in Hi-Fi & Stereo, foreign tubes and TV picture tubes.



All tubes suggested for substitution have characteristics similar to those they are to replace, FIT INTO SAME SOCKET & NEED NO WIRING CHANGE.

Two chapters cover complete listing of TV Pix tube replacements including newest 110° tubes.

Substitutes given for over 225 foreign tubes. Last chapter lists transistor substitutes. The

only complete GUIDE featuring all receiving tube substitutions WITHOUT SOCKET CHANGING OR REWIRING. This valuable book will save you TIME & MONEY and permit operation of your set even though original tubes are unobtainable.

Guaranteed Money Back in 5 Days if Not Satisfied

\$1 Post-paid

RUSH COUPON NOW!

H. G. CISIN, Consulting Engineer—Dept. P-41
Amagansett, N. Y.

Enclosed find \$1. Rush TUBE REPLACEMENT GUIDE.

Name

Address

City Zone State

Special Offer 25¢


Hear these authentic recordings of dramatic events from



"The Amazing World of Short Wave Listening"

narrated by Alex Dreier, Radio-TV "Man on the Go"

- President's voice from outer space!
- Actual capture of a desperate criminal!
- Radio amateur at Little America!
- Ships at sea . . . aircraft in action!



SX-110
receiver
\$159.95

Standard broadcast plus short wave coverage from 1550 kc. to 34 mc. Cal electrical bandspread.

MAIL COUPON TODAY!

hallicrafters...

DEPT. 21, CHICAGO 11, ILL.

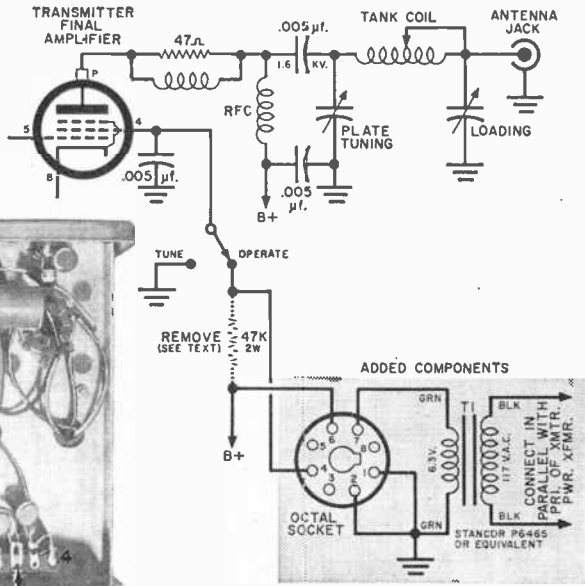
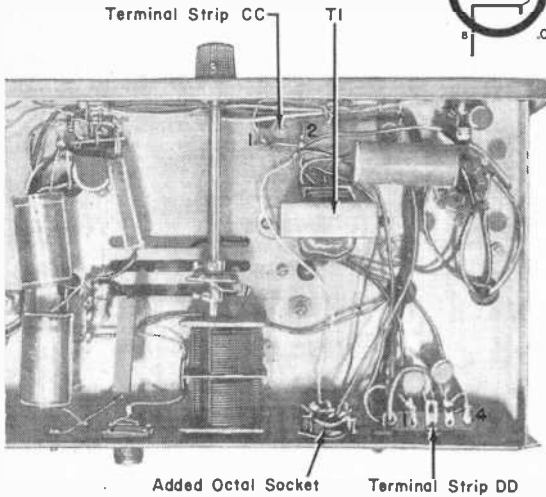
Gentlemen: Please rush by return mail my recording, "The Amazing World of Short Wave Listening." I enclose 25¢.

NAME

ADDRESS

CITY STATE

The DX-20 Heathkit transmitter is modified for AM operation as shown. Screen modulator is plugged into octal socket.

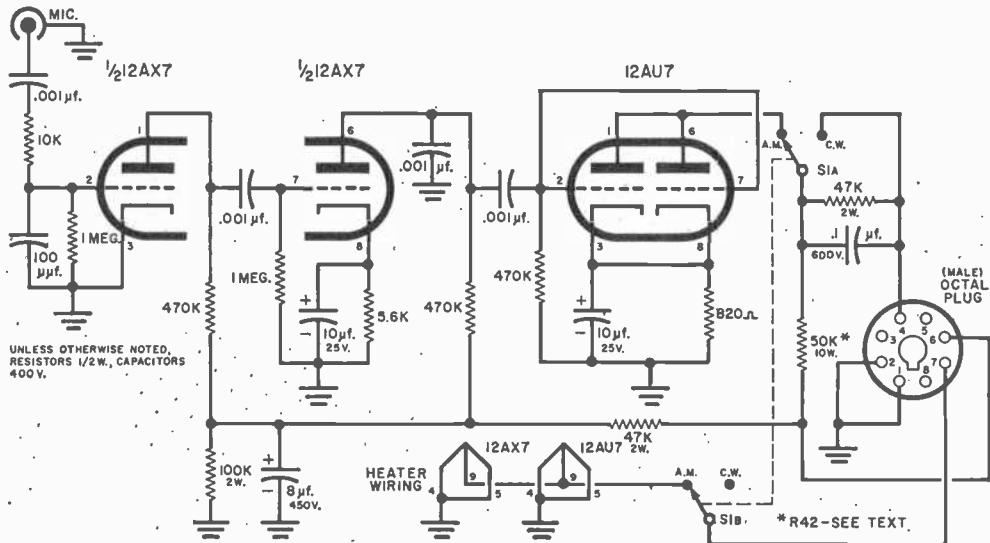


to terminals 1 and 4 of terminal strip DD. Ground one of its 6.3-volt leads and terminals 1 and 2 of the new octal socket to a solder lug. Ignore the 6.3-volt center tap. Connect the other 6.3-volt green lead to terminal 7 of the socket. Now remove the 47,000-ohm, 2-watt screen-grid resistor

from terminal strip CC. Connect terminal 1 of CC to terminal 4 of the octal socket and terminal 2 of CC to terminal 6 of the socket. This completes the modification of the transmitter.

Plug the modulator into the new octal socket. With its "AM-CW" switch in the "CW" position, the DX-20 will perform exactly as it did before modification. And with the switch in the "AM" position, you'll have a phone transmitter. Refrain from shouting or "swallowing the mike" when you talk, or overmodulation and a "mushy" speech quality will be the end result.

Screen modulator can be built from Johnson Model 250-40 kit (below) or you can wire your own. Octal plug mates with octal socket of modified transmitter.



News and Views

Ken Ferguson, K4ROB, 123 Crews St., Greenwood, S. C., transmits with a Heathkit DX-100B and receives with an Electro-Voice RME-4350A. His antenna farm grows a couple of dipoles and a Gotham vertical antenna. Ken likes 40-, 20-, and 15-meter c.w., and has worked 40 states, 36 confirmed, and seven countries. He offers to sked anyone needing a South Carolina contact on either phone or c.w. for WAS. . . . **Ronnie Guard, K4EPI**, 225 First Ave., Fayetteville, Tenn., got his Novice license last January, but a variety of reasons kept him off the air until a month or so ago. Then he worked 26 states, 16 confirmed, in 14 days. He uses a Globe Scout transmitter and a Hammarlund HQ-110 receiver. Having two 40-meter doublets at right angles to each other permits him to use the one that gives the best results for a particular direction. Ronnie has not used his Technician license; he says there is not much v.h.f. activity in his area. He expects to have his Conditional by the time you read this.

Carl A. Schultz, WV2IMG, 32 Skyview Drive, Cohoes, N. Y., operates on the Novice-Technician segment of the two-meter band (145 to 147 mc.) using a Gonset Communicator III feeding an 8-element beam. Carl is on the air from 8:00 to 10:00 p.m. daily. . . . **Scotty, WV6DNM** (12), 6526 Cartwright, San Diego 20, Calif., started his ham career with a Heathkit DX-40 running 75 watts into a "long-wire" antenna and an inexpensive receiver. With this setup, it took him eight months to work


THIRD PARTY MESSAGES

Effective December 12, 1959, the FCC announced that Venezuelan and United States amateur radio stations may exchange international messages or other communications with third parties. The communications are restricted to conversation or messages of a technical or personal nature, which normally would not be handled by public telecommunications services. Needless to say, no fees or considerations may be accepted by hams for extending this service.

Other countries which have similar third party agreements with the United States are Canada, Chile, Costa Rica, Cuba, Ecuador, Liberia, Mexico, Nicaragua, Panama, and Peru.

four states on 40 meters. Then he put up a "Hy-Gain" trap doublet antenna and got a second-hand HQ-129X receiver. In less than a month, he worked 29 states and seven countries, including Japan, Australia, New Zealand, and the Philippine Islands. Scotty says, "Just proves you can't work 'em if you can't hear them."

Glenn E. Zook, KN9STH, 1006 W. 16th St., LaPorte, Ind., keeps his Globe Chief 90A transmitter mostly on 15 meters, where it feeds a home-built two-element beam. On 40 and 80 meters, he uses a home-brew 60-watt into a 40-meter dipole. Glenn just traded in his Hallicrafters S-107 receiver on an SX-110, but the S-107 must have been dragging them,



"More than Citizens' Radio"...
a complete, fully engineered "industrial-type" transceiver!

VIKING *Messenger*

Anyone can operate—license issued by the FCC on request

from **\$129⁷⁵**

- Complete 23 channel Citizens' Band coverage—choose 1 of any 5 channels by the flip of a switch.
- Maximum legal power—excellent range—meets all FCC requirements.
- Excellent receiver sensitivity and selectivity—full fidelity voice reproduction.

"More than just 2-way Citizens' Radio equipment"—the Viking "Messenger" will deliver the finest performance of any equipment available in the field. Designed throughout for 10 watt power level—limited to 5 watts for Citizens' Radio. Easy to install anywhere in your home, business location, car, truck or boat . . . offers many unique features found only on more expensive communications systems. Built-in Squelch, Automatic Volume Control, and Automatic Noise Limiter. Compact, modern styling—only 5 3/4" high, 7" wide, and 11 3/4" deep. Complete with tubes, push-to-talk microphone, and crystals for one channel.



Available from authorized Johnson Electronic or Marine Distributors. Installation and service coast-to-coast at all General Electric Communications Service Stations.



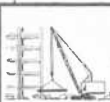
Farming delivery or fleet operation



Boat to boat or ship to shore communication



Your own personal or family use



Construction or "off-the-road" equipment

FREE
Color Brochure



WRITE TODAY



E. F. JOHNSON COMPANY

125 Second Ave. S. W. • Waseca, Minnesota
• Please rush me your full color brochure describing the Viking "Messenger" Citizens' Transceiver.

NAME _____

ADDRESS _____

CITY _____ STATE _____

Manufacturers of the world's most widely used personal communications transmitters

CITIZENS BAND **\$39.95** TRANSCEIVER KITS!!!

RUSH YOUR ORDER TODAY!!!

for
**HOME • CAR
OFFICE
BOAT**



- HANDSOME TWO-TONE CABINETS
- DRIFT-FREE RECEIVER
- AUTOMATIC LIMITING AT 100% MODULATION
- HI-Q CERAMIC COILS
- COMPLETE WITH ALL PARTS—TUBES—CRYSTAL
- 3 MODELS—6 VOLT—12 VOLT—110 VOLT
- FCC FORM 505 INCLUDED
- FULL 5 WATTS OUTPUT
- CERAMIC MICROPHONE

4-SECTION MOBILE ANTENNA
FENDER OR TRUNK MOUNTING
SHOCK ABSORBING MOUNT
TENITE STATIC BALL
3 1/2" COLLAPSED—100"
EXTENDED

\$4.95

Order direct or write for name of
nearest distributor.

GROVE ELECTRONIC MFG. CO.
4103 W. BELMONT CHICAGO, ILL.

CLASS "D" CITIZEN BAND CRYSTALS



3rd Overtone: Hermetically Sealed
.005% tolerance—Meet F C C require-
ments, 1/2" pin spacing—.050 pin diam-
eters. (.093 pins avail-
able, add 15¢ per crys-
tal.)

\$2.95
EACH

22 CHANNELS
(add 5¢ per crystal for postage and handling)

The following Class "D" Citizen Band frequencies in stock (frequencies listed in megacycles): 26.965, 26.975, 26.985, 27.005, 27.015, 27.025, 27.035, 27.055, 27.065, 27.075, 27.085, 27.105, 27.115, 27.125, 27.135, 27.155, 27.165, 27.175, 27.185, 27.205, 27.215, 27.225.

Matched crystal sets for Globe, Gonset, Citi-Pone and Hallicrafters Units . . . \$5.90 per set. Specify equipment make.

RADIO CONTROL CRYSTALS in Hc6/U HOLDERS—SIX FREQUENCIES

In stock for immediate delivery (frequencies listed in megacycles): tolerance .005% 1/2" pin spacing. .050 pin diameter. (.093 pins available, add 15¢ per crystal.) Specify frequency desired.

26.995, 27.045, 27.095, 27.145, 27.195, 27.255 **\$2.95**
EACH

(add 5¢ per crystal for postage and handling)
Send for FREE CRYSTAL CATALOG
WITH OSCILLATOR CIRCUITS

ASK YOUR PARTS DEALER FOR TEXAS CRYSTALS
See big red display . . . if he doesn't stock them, send us his name and order direct from nearest factory.

OUR FLORIDA PLANT NOW IN OPERATION
ORDER FROM NEAREST PLANT

TEXAS CRYSTALS

Texas Crystals, Dept. P-20 Texas Crystals, Dept. P-20
8538 West Grand Avenue OR 1000 Crystal Drive
River Grove, Illinois Ft. Myers, Florida
Phone: GL 3-3555 Phone: WE 6-2100

ALL ORDERS SHIPPED 1st CLASS MAIL

too, because in three months on the air he made about 280 contacts in 35 states and Canada. His best DX is KC4USB in Antarctica. . . . Do you need a Wyoming contact? **Tommy Margoli, KN7IUF**, Moneta, Wyo., operates on 40 meters. He uses a Heathkit DX-40 transmitter to excite a 40-meter dipole 35' high. His receiver is a National NC-188 with a Q-Multiplier and a crystal calibrator added. Tom's record is 10 states worked, 9 confirmed, for a couple of weeks on the air.

Howard Feldman, KN1KAT, 49 Western Promenade, Auburn, Maine, uses a Globe Scout 680-A transmitter to excite a 125' "long wire," and he receives on a Hallicrafters SX-99. He also operates mobile with an ARC-5. Howie's "brag list" includes Puerto Rico, four Canadian provinces and 18 states worked. . . . **"West" Verlander, KN5VQR**, P.O. Box 338, Cut Off, La., has worked 37 states and three countries in 11 weeks, running 75 watts on 40 meters and 50 watts on 15. He uses a folded dipole on 40 and a Cubical Quad on 15. West also has a transistor transmitter for 40 meters and wants some skeds to see how it gets out. **Steve Biren, WA2EGK**, 52-38 Little Neck Parkway, Little Neck 62, N. Y., excites a 40- and 20-meter multiple dipole antenna with a DX-40 and a VF-1 VFO; he receives with a Hammarlund HQ-100 receiver. Steve has worked 36 states. Some of his DX includes Czechoslovakia, Netherlands, Scotland, Germany, and the Virgin Islands. He wants skeds with Delaware, South Carolina, and W/K7, and offers to help anyone obtain a ham license.

It's never too late! **Will Perrine, KN9ULX**, Route 4, Box 6, Richmond, Ind., received his license at the age of 80 in October. Look for him on 40 meters. . . . **Ken Karlstad, KN6JHI**, Sherman Oaks, Calif., got a little earlier start. Only 11, he has worked 48 states, including

FOR CANADIAN READERS

The new *Radio Amateur Licensing Handbook*, by J. E. Ketchin, Regional Supervising Radio Inspector, Department of Transport (Canada), tells you how to obtain a ham license in Canada. It is published by Radiotelephone Directories of Canada, Ltd., West Pender St., Vancouver 3, B.C. Richard Diller, VE2PE2P, thought our Canadian readers might want to know about it.

Alaska and Hawaii, and six countries. A 3-element, 15-meter beam, a Heathkit DX-40 transmitter, and a Hallicrafters SX-100 receiver helped establish this record. Ken is now studying for his General license. . . . **Warren Napier, K8OLY**, Box 24, Ranelle, W. Va., has just gotten his General. As a Novice, he worked 21 states, mostly on 80 meters—because he likes to rag-chew. Warren uses a Heathkit AR-3 and a DX-40, but he is trying to convince his father that he needs a Hallicrafters SX-110 receiver. His pet peeve is hams who criticize beginners.

Write that letter and send that picture to me now. 73,

Herb, W9EGQ

On the Citizens Band



By TOM KNEITEL, 2W1965

A BRAND-NEW CB Call Book is just out, and it's the "most." It's an inch thick and lists all Class D stations licensed as of December 31, 1959, which comes to about 50,000.

Various sections of the Call Book contain all sorts of interesting and useful technical information for CB'ers. Stations are listed numerically, by call letters, and the operators' names and addresses are given. If you want a copy, send \$3.95 to George Beyers, 10W0376, % International Crystal Manufacturing Co., 18 North Lee, Oklahoma City, Okla.

When you write for the Call Book, you might as well be a sport for an extra 25 cents and ask International Crystal to send you one of its 16" x 24" CB call area maps to put up on your wall.

A Class D Citizens Radio Handbook has been prepared by Leo G. Sands. Its nine chapters go pretty deeply into the history of CB, recent technical developments, data on simple installation and maintenance techniques, etc. The material covered will be of interest to both laymen and technicians.

For more information on the Citizens Radio Handbook, write to Electronics Book Service, a division of the Ziff-Davis Publishing Company, One Park Ave., New York 16, N. Y.

Here's a helpful hint for CB'ers from Don Langdon, 2W2634. Don has a transmitter which must be tuned up to the maximum brilliance of a light bulb in his antenna circuit. Noting how difficult it is to find the exact spot where the bulb is at its brightest, Don picked up a photographer's light meter. When this is placed next to the bulb, it gives a metered reading, making the tuning task a snap.

Don't miss editor Oliver Read's editorial this month on page 8. The "Class D Dilemma" which exists now can be solved only by the organized efforts of Citizens Band operators themselves.

-30-

February, 1960

learn code faster,
easier than ever
before-**RIDER**



SOUND-n-SIGHT® CODE COURSE

by Lewis Robins & Reed Harris

- applies REINFORCED LEARNING—a psychological principle proved successful by the Armed Forces.
 - uses LP records to teach you to hear signal pattern correctly and identify it—also how to transmit.
 - uses identification cards to teach you the correct letter associated with each signal pattern.
 - uses instruction book to speed your progress.
- ... plus an *imaginary instructor* (in complete and novice courses) provides correct answers to speed code learning. Many people have learned to receive 5 words per minute within 9½ hours. Eliminates code plateau barrier!

3 INDIVIDUAL COURSES — THERE'S ONE FOR YOU

COMPLETE COURSE (0-20 words per minute)—Six 10" LP records (192 minutes of recording, 46 recordings), 47 identification cards, book, #REC-020, \$15.95.

NOVICE COURSE (0-8 words per minute)—Three 10" LP records (96 minutes of recording, 28 recordings), 47 identification cards, book, #REC-08, \$9.50.


ADVANCED COURSE (9-20 words per minute)—Three 10" LP records (96 minutes of recording, 28 recordings), book, #REC-920, \$8.95.

Records prepared in collaboration with the N. Y. Institute of Technology and mfd. by Decca Records.

It's easy to master BASIC TELEVISION THE RIDER 'PICTURE-BOOK' WAY

The whole world of black and white television is before you for only \$10.00

NOW AVAILABLE



New 5-volume Rider 'picture book' course by Dr. Alexander Schure teaches the complete basic principles and practices of black and white television easily, quickly and understandably. You can master the basics of television easily, rapidly and thoroughly with this "learn by pictures" training course.

No experience, education needed

BASIC TELEVISION uses the same methods that have proven so successful in the famous Rider 'picture books' on electricity and electronics. This comprehensive course presents Basic Television in simple, down-to-earth language that everyone can understand—regardless of previous education. All that is assumed is that you have a knowledge of radio. Every phase of television is made instantly clear—explained in plain English supported by carefully prepared, large and exciting drawings that make every idea crystal-clear.

5 complete volumes

It starts with the transmitter and discusses in detail the following subjects: Volume 1 deals with the transmitter; the handling and the operation of the camera; formation of the picture signal and the general content of the transmitter. Volume 2 covers the organization of the entire TV receiver treating each section individually from antenna to picture tube. Volumes 3, 4 and 5 contain the TV receiver circuit explanations. Each volume covers a specific number of sections in the receiver.

#198, 5 vols. soft cover, \$10.00; #198H, all 5 vols. in one cloth binding, \$11.50

Prices subject to change without notice. Canada 5% higher.

ORDER TODAY Dept. PE-2

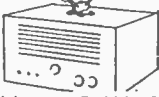


JOHN F. RIDER PUBLISHER INC.
116 West 14th Street, New York 11, N. Y.

FOR 11 METER OPERATION
Hy-Gain
 CITIZEN BAND ANTENNAS

the Citizens Dipole

Model CD



\$1295

High efficiency citizens "Rabbit Ears" for top performance . . . indoors or portable use. Telescoping chrome plated whips extend to 45" and telescope down to 15" for easy storage and carrying. Uniquely designed suction cup base for quick and easy mounting on transceiver, walls or window panes, etc. May be oriented either horizontally or vertically. High efficiency base loading coils include exclusive Hy-Gain "L" matching network for perfect 50 ohm match . . . Loading coils and matching network enclosed in polyethylene covers. Provided with six feet of RG58U coaxial cable and PL259 coax connector.

Other **Hy-Gain** Citizen Band Antennas

Citizens Whip, Model CW	\$ 6.95
Citizens Ground Plane, Model CGP	18.95
Citizens Mobile, Model CM	11.95
Heavy Duty Ground Plane, Model GP-1.....	32.50
Citizens Beam, Model 113-G	36.95


SEE YOUR NEAREST DISTRIBUTOR
 OR WRITE FOR FREE BROCHURE



antenna
 products

1135 NO. 22ND • LINCOLN NEBRASKA

IT'S FUN TO BE AN
 ARMCHAIR ADVENTURER



With a NATIONAL NC-60 SPECIAL Shortwave Radio Receiver you can cross the six continents in the comfort of your favorite chair, visit foreign lands, eavesdrop on aircraft, ships at sea and radio hams. Enjoy standard broadcast too, with this powerful new radio receiver. Suggested price only \$59.95. Write for literature and name of nearest dealer.

JOIN THE NATIONAL ASSOCIATION
 OF ARMCHAIR ADVENTURERS

SEND 50c for membership certificate and exciting new book on Shortwave Listening. Tells when, where, how to listen, provides log for listing countries you hear. SEND 50c to:

National RADIO CO., INC.
 MELROSE 76, MASS.

A wholly owned subsidiary of National Co., Inc.



Export: AD AURIEMA, INC. 85 Broad St., New York, N.Y., U.S.A.
 In Canada: CANADIAN MARCONI CO., Toronto 17

Short-Wave Report

(Continued from page 88)

error was made in the call sign. In an after-net discussion, we pointed out that the call sign was typical of those being assigned by POPULAR ELECTRONICS to SWL's all over the world and was not in error.

In days ahead we hope to send many messages to our reporters via amateur radio as well as by mail, thus expediting replies. It is anticipated that amateur operators will become increasingly aware of the WPE call signs and recognize them as belonging to their brother hobbyists—the Short-Wave DX'ers.

Current Station Reports

The following is a resume of the current reports. All times shown are Eastern Standard and the 24-hour system is used. At time of compilation, all reports are correct. Stations often change frequency and/or schedule with little or no advance notice. Please send your reports to P. O. Box 254, Haddonfield, N. J.

Afghanistan—Kabul, 15,384 kc., has been noted at 1225-1300 with instrumental music; news in Eng. at 1235. At 1300 the frequency changes to 15,390 kc. and continues to s/off at 1330-1400 (variable). A low-frequency outlet is noted in England on 4710 kc. from 1150 to 1200 s/off. (RY, WPEØAE)

Algeria—Algeria Renaissance—Voice of Free Algeria, Algiers, a previously unidentified station, is heard on 8220 kc. from 1600 with Arabic chanting, from 1610 with speeches. At 1630-1700 there is more music and talks, not in Arabic. The 1700 s/off is abrupt with no further ID. (WPEØAE)

Bolivia—R. La Cruz del Sur, La Paz, transmits to Argentina over 9444 kc. at 0615-1215 and 1630-2130; Eng. lessons at 1945. Reports go to Cajon 8, La Paz, Bolivia. (WPE1BY)

Brazil—New stations include one on 9513 kc. at 1800 with clock chimes and Portuguese language, and another on 15,215 kc. around 1815-2100 closing with pop music. The latter station has been missing recently, which indicates a possible change of frequency. (WPE3NF, WPE9KM)

PRA8, Recife, 6015 kc., can be noted Mondays at 0020-0200 with jazz music and frequent ID's. (VE7PE2R)

R. Marajoara, Belem, 15,245 kc., is usually excellent evenings with musical programs until 2230 s/off. Other good signals to be heard: R. Brasil Central on 9755 kc. at 2200; R. Globo, Rio de Janeiro, on 6035 kc., at 1830; and R. Tupi, Rio de Janeiro, 9610 kc., at 0130. (WPEØEH)

Cameroun—R. Cameroun I, Yaounde, has moved to 9662 kc. and is noted from 0030 s/on with drums IS, French ID, a trumpet number, and continuing with native music. ID is Ici Yaounde, Radiodiffusion du Cameroun. The assigned frequency is 9657 kc. (WPE3NF)

Canada—R. Canada now broadcasts as follows: at 2200-2300 to Northern Canada on 11,720 and 9585 kc.; at 0645-0745 to Canadian Forces on 21,600 kc. (also from 0700 on 17,820 kc. and at 0745-0800 Sunday only), at 0730-0745 with "Alouette" program in Eng. and French (Saturdays only) on 21,600 kc., (and on 17,800 kc. at 0745-0800); at 1700-1800 to Northern Canada on an experimental basis on 15,320 kc. Reports go to CBC International Service, P. O. Box 6000, Montreal. Reports on the Northern Service xmsns should be sent to CBC Northern Service, Box 806, Ottawa. (WPE5GQ, WPE9ADP, WPE9BR, WPE9KM, VE7PE2R, EK)

Cape Verde Islands—CR4AA, Praia, 3955 kc., closes at 1700 with "A Portuguesa." CR4AO, Sao Vincente, has been found on 3950 kc. from 1745 with Portuguese vocals. Both of these stations were formerly listed on 3960 kc. You'll have to tune hard for them if you want to avoid ham radio QRM. (WPE3NF)

Czechoslovakia—Prague has been noted on a new frequency, 9665 kc., at 2128 s/on in native language, and at 2230 s/on in English. (WPE4BC, WPE9KM)

Ecuador—A new DX program, "Caribbean Call," is noted on 15,115 kc., on the last Friday of each month at 1830. Reports go to HCJB, *The Voice of the Andes*, Casilla 691, Quito, Ecuador. (WPE9ARA, WPE9ATB)

Egypt (United Arab Republic)—Cairo carries Eng. at 0900-0930 to India, Pakistan, and the Mid-East on 11,990 and 17,780 kc., Sundays only with "Yours For The Asking" at 0900-0930 on 11,990 kc., at 1630-1730 to Europe on 12,030 kc., and at 0900-0930 on 17,995 kc. with Eng. news and Eastern music. Another outlet is on 4790 kc., tuned at 1600-1730 but in Arabic only. (WPE2ABM, WPE2BQE, WPE4-PG/1, WPE8MS, BB, VP)

Ethiopia—ETHA, Addis Ababa, continues to use 9608 kc. with Arabic and Eng. news. So-

Free Leaflets

Your Short-Wave Editor has available, at no charge, three new leaflets. One is a GMT time-conversion chart for all of the U.S. time zones. A second is a listing of clubs and SWL card printers. The third leaflet describes the various reporting codes (RST, SINPO, QSA-QRK, and others). Send your request to P.O. Box 254, Haddonfield, N. J.

mali has been noted at 1100-1130, Amharic at 1200-1220. (RH)


France—Paris is on a new frequency, 15,365 kc., at 2305 in Arabic. (WPE9KM)

French Equatorial Africa—R. Tchad, Fort Lamy, 4904.5 kc., is heard as early as 1528 in French with closing around 1600. (WPE3NF)


Germany—R. DDR, Berlin, 7300 kc. (formerly 7150 kc.) is noted at 1436 in German and at 1700 in English. A dual channel is 9730 kc. (WPE3NF)

The building of a second wing for the *Deutsche Welle* broadcasting station at Julich has now been completed, and seven tubular steel antenna masts approximately 100 meters


February, 1960



Olson



FREE



Fill in coupon for a FREE One Year Subscription to OLSON RADIO'S Fantastic Bargain Packed Catalog — Unheard of LOW, LOW, WHOLESALe PRICES on Brand Name Speakers, Changers; Tubes, Tools, Hi-Fi's, Stereo Amps, Tuners and other Bargains.

NAME _____

ADDRESS _____

CITY _____ ZONE _____ STATE _____

If you have a friend interested in electronics send his name and address for a FREE subscription also.

OLSON RADIO CORPORATION

804 S. Forge St. Akron 8, Ohio

Easier-to-build

Grommes

HI-FIDELITY KITS

LAYER BUILT COLOR GUIDE



"Best buy in its field"
—LIFE MAGAZINE

10 WATT AMPLIFIER—With built-in pre-amp. 20 watts peak. All quality components. Frequency response ± 1DB. 20-20,000 CPS. 4 inputs. Outputs 4, 8, 16 ohms. Treble, Bass and exclusive Automatic Loudness Control. Punched chassis, color coded, step-by-step instructions. Easily and successfully assembled by anyone with screwdriver, pliers and soldering iron. Model LJ6K \$24.95

20 WATT STEREO AMPLIFIER with built-in pre-amp and all controls. Model 20LJK \$59.50

PRE-AMPLIFIER Self powered. 10 controls . . . Model 207AK \$44.50

60 WATT BASIC AMPLIFIER Model 250K \$79.50

At dealers or sent prepaid with check or M.O.

.....**FREE!**

GROMMES Div. of Precision Electronics, Inc.
9101-F King Ave., Franklin Park, Ill.
Please rush details on these and other Grommes Kits.

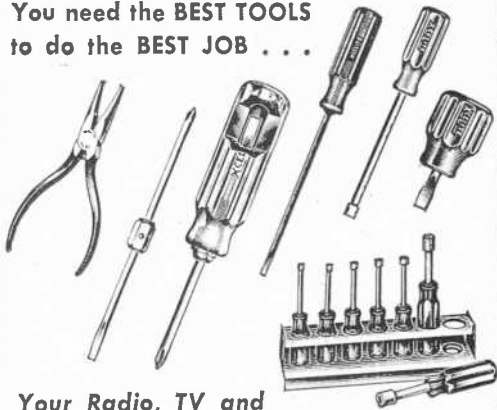
Name _____

Address _____

City _____ State _____

Choose XCELITE Hand Tools... the Professionals do!

You need the BEST TOOLS
to do the BEST JOB...



Your Radio, TV and
Electronic Parts Distributor has them!
Select from the Complete XCELITE Line of
Quality Tools and Handy Kits...

XCELITE, INCORPORATED
ORCHARD PARK, NEW YORK
Canada: Chrlis W. Pointon, Ltd., Toronto

XCELITE
Quality Hand Tools
PREFERRED BY THE EXPERTS

WHO NEEDS
MILES OF WIRE?
GET HOME ELECTRICITY
ANYWHERE
WITH A
terado POWER
CONVERTER

Change 6 or 12 volt D.C. to 110
volt, 60 cycle A.C.

No installation—just plug into ciga-
rette lighter of car, truck, or boat,
and it's ready to go!

Operate lights, electric shav-
ers, dictation machines, rec-
ord players, small electric
tools, portable TV, and testing
equipment.

Models from 15 to 200 watts,
priced as low as \$12.95

See Your Electronic Parts
Dealer or Jobber

TERADO COMPANY

1057 RAYMOND AVE., ST. PAUL 8, MINNESOTA
In Canada: ATLAS RADIO CORPORATION LTD., ONTARIO



high are being added to the 21 already in
existence. The new wing will house two new
100-kw. xmtrs and is to be put into service
this year to improve radiation toward India
and Central America. (*Japanese Shortwave
Club via Radio Australia and WPE8GB*)

Gilbert & Ellis Islands—A verification letter
for VSZ10, 6050 kc., Tarawa, gives the sched-
ule at 0230-0400 on Fridays with 500 watts.
(*WPE0AE*)

Guatemala—A veri letter from *R. Tikal*,
Ciudad Flores, Peten, gives the frequency as

SHORT-WAVE ABBREVIATIONS

Anmts—Announcements	N.A.—North America
B/C—Broadcasting	QRN—Station interference
CBC—Canadian B/C Corp.	R.—Radio
Eng.—English	s/off—Sign-off
ID—Identification	s/on—Sign-on
IS—Interval signal	xmsn—Transmission
kc.—Kilocycles	xmtr—Transmitter
kw.—Kilowatts	

6190 kc. although it is actually closer to 6250
kc. The station is requesting reports. Try for
it from 2105 to 2320/close. (*WPE0EH*)

Guinea—Conakry is back on 4910 kc. and
has been noted in French to 1630 s/off. It was
last heard on 7125 kc. (*WPE3NF*)

India—Delhi is tuned on 11,925 kc. with
English. Bombay has been noted on 9555 kc.
at 0800-0830 in Tamil. Guahati, 9575 kc., can
be heard at 0215-0329 with native music and
Hindi anmts. (*WPE5AG, WPE9DN, WPE0AE*)

Iraq—YIH62, Baghdad, 6030 kc., has Eng.
news at 1500, Arabic talks at 1530-1600, Arabic
news to 1606 s/off. (*WPE1BM*)

Japan—Tokyo is using 9525 kc. (JBD) to
N.A., dual to 11,705 kc., at 0000-0200. The 15-
325-kc. channel has been dropped. (*WPE6EZ*)

Kenya—Kenya B/C Service, P. O. B. 777,
Nairobi, has verified by card and included this
schedule: 4885 kc. in Eng. at 2230-0000, 0500-
0715, and 1000-1515 daily, and at 2330-0615 and
1000-1415 Sundays. (*WPE0AE*)

Liberia—ELWA, Monrovia, P. O. Box 192,
has a regular Tuesday program in Eng. at
1800-1945 on 15,200 and 21,515 kc., and at
2000-2145 on 11,986 and 21,515 kc. Another
outlet on 4770 kc. is noted at 1700-1715 with
a religious program, to 1748 with organ music,
all English. ELWA expects a new 50-kw.
xmtr to be on the air shortly. (*WPE1AMW*,
WPE2BWY, WPE3PV, WPE6BL, WPE0LN,
WPE0TA, BG, HU, EK, VP)

Luxembourg—*R. Luxembourg* is good at 0130
in Flemish on 6090 kc. Listen for the IS at
0027 on a piano. (*WPE8MS*)

Madagascar—Tananarive, 9515 kc., s/on at
2229 with African music and "La Marseillaise"
and a program in French. (*WPE0VU*)

Netherlands—Hilversum has changed some
programs and times. There is Eng. to N.A.
and Europe at 1615-1705 on 15,220, 11,730, and
6020 kc., with a new DX program on Mon-
days, Eng. to N.A. at 2030-2120 on 9590 and
6025 kc., and the "Happy Station Program"
on Sundays at 2100-2230 on 9590 and 6025 kc.
(*WPE1AW, WPE1LB, WPE2BDK, WPE2BNL*,
WPE3PV, WPE4PG/1, WPE6EZ, WPE8HF,
JC, EK, RY)

Netherlands New Guinea—Biak, 5040 kc., is

tuned at 0710 with records until 0730 s/off in Dutch. *R. Sorong*, 3395 kc., is heard in Western areas until 0700/closing; this 500-watt station verified promptly. (*WPE4BC, WPE0EH*)

Pakistan—Karachi, 11,674 and 7010 kc., has Eng. to Turkey at 1315-1400. Reports go to 71 Garden Road, Karachi. (*WPE4PG/1*)

Philippines—Tune for Manila at 2300, 0100, or 0400 with world news in Eng. on 11,920, 9,730, 11,855, 15,300 kc. (*WPE9KC, WPE0VU*)

Sudan—Omdurman is heard on 5035 kc. at 1100-1120 with Eng. news at opening, and at 1545 to 1600/close with Arabic music. The 11,985-kc. outlet has apparently settled down

SHORT-WAVE CONTRIBUTORS

Donald Brison (*WPE1AMW*), Edgewood, R. I.
 David Eastman (*WPE1AW*), Ashton, R. I.
 Jerry Berg (*WPE1BM*), West Hartford, Conn.
 Alan Roth (*WPE1BY*), Bridgeport, Conn.
 James Dionne (*WPE1LB*), Westwood, Mass.
 Robert Billings (*WPE2ABM*), Beachwood, N. J.
 Pasquale Scognamilio (*WPE2BDK*), Brooklyn, N. Y.
 Steve Smith (*WPE2BNL*), Binghamton, N. Y.
 John LePage (*WPE2BQE*), Jamaica, N. Y.
 Joseph Connellan (*WPE2BWT*), East Rochester, N. Y.
 Charles Cooper (*WPE3ABY*), Williamsport, Pa.
 George Cox (*WPE3NF*), New Castle, Del.
 Barry Bergman (*WPE3PV*), Philadelphia, Pa.
 Grady Ferguson (*WPE4BC*), Charlotte, N. C.
 David Gerns (*WPE4PG/1*), Concord, Mass.
 William Bing (*WPE5AG*), New Orleans, La.
 C. A. Rickman (*WPE5GQ*), Miami, Okla.
 C. C. Huff (*WPE6BL*), Los Angeles, Calif.
 J. Art Russell (*WPE6EZ*), San Diego, Calif.
 Ken Boord (*WPE8GB*), Morgantown, W. Va.
 Dan Wilt (*WPE8HF*), Barberton, Ohio
 Mike Kander (*WPE8MS*), Dayton, Ohio
 Lee Lannoy (*WPE9ADP*), Green Bay, Wis.
 Tom Ziomek (*WPE9AML*), Chicago, Ill.
 Robert Klein (*WPE9ARA*), Beaver Dam, Wis.
 Duane Puro (*WPE9ATB*), Waukegan, Ill.
 Mike Rossman (*WPE9BR*), Joliet, Ill.
 J. P. Arendt (*WPE9DN*), Aurora, Ill.
 J. F. Thompson (*WPE9KC*), Madison, Wis.
 A. R. Niblack (*WPE9KM*), Vincennes, Ind.
 John Beaver (*WPE0AE*), Pueblo, Colo.
 Dick Schreiber (*WPE0EH*), Wheat Ridge, Colo.
 David Rhodehamel (*WPE0KC*), Topeka, Kansas
 Ward Stewart (*WPE0LN*), Des Moines, Iowa
 Gerhard Martens (*WPE0TA*), Frazee, Minn.
 David Combs (*WPE0VO*), Clayton, Mo.
 Wendel Craighead (*WPE0VU*), Kansas City, Kansas
 David Bennett (*VE7PE2R*), Richmond, B. C.
 Bernard Brown (*BB*), Derby, England
 John Carnaghie (*JC*), St. Petersburg, Fla.
 Bradley Graham (*BG*), Fayerweather Island, Conn.
 Robert Holmes (*RH*), W. Lafayette, Ohio
 Earl Kinmouth (*EK*), Joliet, Ill.
 Vincent Pinto (*VP*), Philadelphia, Pa.
 R. E. Hutchins (*HU*), Cincinnati, Ohio
 Ron Young (*RY*), Chelmsford, England


in frequency. Tune them in at 2315 s/on. (*WPE3NF, WPE9KM, WPE0AE*)

Sweden—Stockholm is currently beamed to Eastern N. A. at 0900-0930 on 17,840 kc. and at 2045-2115 on 11,810 kc., and to Western N. A. at 2215-2245 on 9620 kc. All xmsns are in English. (*WPE1BY, WPE2BDK, WPE3ABY, WPE5GQ, WPE8MS, WPE9AML, WPE0KC, WPE0LN, WPE0VO*)

Tangier—Plans are reportedly under way for new transmitters for *IBRA Radio* to be built in Cochabamba, Bolivia, and Yokohama, Japan. Further details are needed. (*WPE1BM*)

Special—The Geneva Conference reportedly has made no major changes in the broadcasting spectrum other than to allot 7000-7100 kc. for amateur radio in Europe, USSR, and Africa. (*WPE9DN*)

Can you think faster than this Machine?



GENIAC® set up to do a problem in check valve research

Be careful before you answer. GENIAC the first electrical brain construction kit is equipped to play tic-tac-toe, cipher and encipher codes, convert from binary to decimal, reason (in syllogisms) as well as add, subtract, multiply and divide. Specific problems in a variety of fields—actuarial, policy claim settlement, physics, etc.—can be set up and solved with the components. Connections are solderless and are completely explained with templates in the manual. This covers 125 circuits and shows how new ones can be designed. You will find building and using GENIACs a wonderful experience; one kit user wrote us: "this kit has opened up a new world of thinking to me." You actually see how computing, problem solving, and game play (Tic-tac-toe, nim, etc.) can be analyzed with Boolean Algebra and the algebraic solutions, transformed directly into circuit diagrams. You create from over 400 specially designed and manufactured components a machine that solves problems faster than you can express them.

MAIL THIS COUPON

SCIENCE KITS, Dept. PE-20, Oliver Garfield Co., Inc.
 108 E. 16 St., N. Y. 3, N. Y.

Please send me:

1 GENIAC Electrical Brain Construction Kit and Manual.

\$19.95 (East of Mississippi)

\$20.95 (Elsewhere in United States)

\$21.95 (Outside the United States)

Returnable in seven days for full refund if not satisfied.

I enclose \$..... in full payment.

My name and address are attached.

To build the projects in this issue of

POPULAR ELECTRONICS

"Dual Meter Transistor Tester"

T1—Filament Transformer
 use Stancor P-6465
 List Price \$3.30

"Convert a Car Radio for Home Use"

T2—Power Transformer
 use Stancor PC8405 for
 5U4, 5Y3, etc.
 List Price \$15.32

They are available from any Stancor Distributor . . . and have been verified for their application in the construction projects listed.

LOOK FOR this helpful listing every month. It appears regularly in Popular Electronics.

CHICAGO STANDARD
 TRANSFORMER CORPORATION
 3501 W. Addison St. Chicago, Illinois

POPULAR ELECTRONICS

BARGAIN BASEMENT
 SAVE ON THESE SPECIAL BUYS OF THE MONTH

ONE CENT SALE Buy One At Our Regular Low Price And Get The Second For Only 1c More

CITIZENS BAND TRANSMITTER (27 MC) chassis complete with crystal. \$12.49 each, two for \$12.50.
TRANSMITTER similar to above but with 5 watt RF stage instead of 1 watt. \$14.99 ea., two for \$15.00.
CITIZENS BAND RECEIVER chassis tunable through all 22 channels. Complete with audio amplifier. \$9.99 ea., two for \$10.00.
AMATEUR BAND TRANSCEIVER (144-148 MC) chassis with dual VHF triodes for walkie-talkie radiophone. \$9.99 ea., two for \$10.00.
COILED CORD 4 conductor 11' telephone cord. Extends to over 4 ft.. 99 ea., two for \$1.00.
KIT OF PARTS for AM-FM-VHF radio receiver. Tunable from 80-200 mc. which includes U.S. satellite frequencies. \$6.99 ea., two for \$7.00.
CONVERTER (Crystal Controlled) for 27 MC Citizens Band. Adapts any standard broadcast radio to 27 MC band. Tunes all 22 channels. Complete with tubes and crystal. \$14.99 each, 2 for \$15.00.

All merchandise guaranteed.
LIMITED QUANTITY—NO LITERATURE OR CATALOG.
 Remit in full. Include sufficient postage. No C.O.D.'s.
VANGUARD ELECTRONIC LABS. Box 12-E-2, Hollis 23, N. Y.

NEW SILICON 500MA RECTIFIERS

GENERAL PURPOSE SPECIAL 2 FOR \$1 400 PIV AT 250 MA 25 FOR \$10

rms/plv 35/50 30c	rms/plv 70/100 45c	rms/plv 140/200 50c	rms/plv 210/300 65c
rms/plv 280/400 78c	rms/plv 350/500 \$1.00	rms/plv 420/600 \$1.26	rms/plv 480/700 \$1.50
rms/plv 560/800 \$1.59	rms/plv 630/900 \$1.89	rms/plv 700/1000 \$2.58	rms/plv 770/1100 \$3.12

Use in F.W.Bridge or F.W.C.T. up to 750ma DC or mtg 2" sq Fins for 1.5Amp. (Orders \$5 or more we pay postage 48 states.) Send 25c for Catalogue

"TAB" 111PD Liberty St. N. Y. 6, N. Y.

Experimenters • Amateurs • Hobbyists

Extraordinary values await you in government surplus electronic components. Don't buy anything until you have our "Bargain Bulletin"; new material for mere dimes on the dollar. Remember, everything is brand new; here are typical values:


- Scope xfmr 115 v pri, 2500/3, 2.5/1.75..... 5¢ \$1.95
- Dynamotor, 6 v in, 600 v/150 mls out, Eicor..... 10¢ \$6.95
- 455 KC IF xfmr, your choice National/Walco..... 40 oz. 79¢
- Pwr xfmr, 115/230 v pri, 600 ct/350, 12.6 ct/11..... 18¢ \$4.29
- Pwr supply, basic components kit, \$25 value..... 16¢ \$5.98
- Meter, 0-50 microamps, Burlington Mod 921..... 1 1/4" \$4.95
- Flt xfmr, 115 v pri, 6.3 v/27 amp..... 9¢ \$3.29
- Filter cond, 10 mfd/1000 dcwv, ceramic terms..... 3¢ \$1.79
- BC-1141-C amplifier is still available..... 12¢ \$5.95
- 10 & 15 tube assortments still available at..... \$1.95, \$2.95

WRITE TODAY FOR FREE GOVERNMENT SURPLUS BARGAIN BULLETIN
JOE PALMER P.O. Box 6188 CCC, Sacramento, California

Say You Saw It in POPULAR ELECTRONICS

POPULAR ELECTRONICS Advertisers' Index
FEBRUARY 1960

ADVERTISER	PAGE NO.	ADVERTISER	PAGE NO.
Accordian Manufacturers & Wholesalers Outlet.....	114	Mark Mobile.....	34
Airex Radio Corporation.....	120	McGraw-Hill Book Co.....	2
Allied Radio.....	19, 32	Micro Electron Tube Co.....	25
Amperex Electronic Corp.....	30	Milwaukee School of Engineering.....	113
Arges Products.....	18	Mosley Electronics, Inc.....	3rd, 4th COVER, 134
Arkay.....	14	Moss Electronics, Inc.....	126
Audax-Div. of Rek-O-Kut Co., Inc.....	20	National Radio Co., Inc.....	35, 36
Audio Empire.....	24	National Radio Institute.....	17
Bailey Technical Schools.....	23	National Schools.....	127
Bell Telephone Laboratories.....	13	Olson Radio Corporation.....	110
Capitol Radio Engineering Institute.....	10	Pacific International College.....	10
Career Institute.....	108	Paco Electronics Co., Inc.....	10
Central Technical Institute.....	106, 107	Palmer, Joe.....	130
Century Electronics Co., Inc.....	129	Phila. Wireless Technical Institute.....	100
Chicago Standard Transformer Corporation.....	118	Picture Tube Outlet.....	33
Christy Trades School.....	121	Popular Electronics Book Division.....	110
Cisn, H. G.....	2nd COVER	Popular Electronics Classified Ad.....	100
Cletron.....	15	Popular Electronics Dealers Ad.....	100
Cleveland Institute of Electronics.....	104	Popular Electronics Subscriptions.....	133
Continental Felt Co.....	9, 105	Popular Electronics Upcoming Contents.....	117
Coyne Electrical School.....	7	Port Arthur College.....	39
Devry Technical Institute.....	40, 42	Progressive "Edu-Kits" Inc.....	101, 102
EICO.....	69	RCA Institutes, Inc.....	119
Electronic Experimenter's Handbook.....	3	Radio Shack Corporation.....	41
Electro-Voice, Inc.....	129	Rad-Tel Tube Co.....	125
Garfield Co., Inc., Oliver.....	116	Rider, John E.....	38
G. C. Electronics.....	11	Rinehart & Co., Inc.....	34
Grantham School of Electronics, Inc.....	127	Scott, Inc., H. H.....	118
Grommes—Div. of Precision Electronics, Inc.....	124	Seco Manufacturing Co.....	21
Grove Electronic Mfg. Co.....	108	Sprayberry Academy of Radio—Television.....	130
Halco Electronics.....	121	TAB.....	16
Hallcrafters.....	92, 93, 94, 95, 96, 97	Telectronic Industries.....	128
Heath Company.....	126	Teltron Electric.....	124
Hi-Gain Antenna Products.....	112	Terado.....	25
Indiana Technical College.....	116	Texas Crystals.....	31
Instructograph Company.....	37	Thorens.....	104
International Crystal Mfg. Co., Inc.....	26	Tri-State College.....	99
Jensen Industries, Inc.....	108	Tru-Vac Electric Company.....	110
Jesse Jones Box Corp.....	114	TV Servicing Systems.....	26
Johnson Company, E. F.....	114	University Loudspeakers, Inc.....	116
Jurgens Recording Associates, Dick.....	110	Valparaiso Technical Institute.....	120, 130
Kelsey Presses.....	116	Vanguard Electronic Labs.....	12
Key Electronics Co.....	112	Weller Electric Corp.....	13
Koss, Inc.....	28, 29, 91	World Radio Laboratories.....	128
Kuhn Electronics.....	103	Xcelite Inc.....	27
Lafayette Radio.....		Zalytron Tube Corporation.....	
Lektron.....			



ELECTRONICS MARKET PLACE

RATE: 50¢ per word. Minimum 10 words prepaid. April issue closes February 5th. Send order and remittance to POPULAR ELECTRONICS, 1 Park Ave., New York 16, N. Y.

WANTED

CASH for used short-wave Ham Receivers, Transmitters and Accessories. Treger, W9IVJ. 2023 N. Harlem Ave., Chicago 35, Tuxedo 9-6429.

CYLINDER and old disc phonographs. Edison Conqueror, Idelia, and Oratorio models. Berliner Gramophones and Zono-o-phones, Columbia cylinder Graphophones, and Coin-operated cylinder Phonos. Want old catalogues and literature on early phonos prior to 1919. Will pay cash or trade late hi-fi components. Popular Electronics, Box 50, 1 Park Ave., New York 16, N. Y.

FOR SALE

CITIZENS Band antennas for mobile use. Designed by CB users. Very efficient, yet only 40 inches long. Use on present mount or spring. \$10.95 postpaid in USA. No COD, send check or money order. The Citizens Banders, POB 698, Canaan, Connecticut.

PROVED transistorized circuit diagrams. 100% Standard components. Free list on request. 12941 Prospect, Santa Ana, California.

GOVERNMENT Sells: Surplus Electronics; Test Equipment; Oscilloscopes; Transceivers; Jeeps; Boats; Aircraft; Misc.—Send For U.S. Depot Directory & Procedure \$1.00—"Government Surplus Sales," Box 425-PE, Nanuet, N. Y.

DIAGRAMS and information for building Electronic Spark Plug Tester \$1.00. Clayton, Box 475, Luling, La.

WPE-SWL-QSL Cards—Samples 10¢—"Brownie" W3CJ1, 3110A Lehigh, Allentown, Penna.

NOTICE—Condenser Checker—opens, shorts, intermittents. Ready to use. Accurate. \$4.98. Mesco, Box 4521, K. C. 24, Mo.

CITIZEN—Banders—Amateurs—Etc. 12 Volt dynamotors—\$3.95 220 Volt output—100MA. Write for free electronic catalog. Associated Electronic Supply, 5423 Troost, Kansas City 10, Missouri.

20-WATT 80-40 CW transmitters with power supply, \$16.95 to \$25.95. Free information. Jackson Electronics, 1605, South Raleigh, Denver 19, Colorado.

CARDS—SWLs—QSLs—Comics—Personal. \$1-100 Samples. 10. Riesland, Del Mar, Calif.

TRADE-IN Television Sets \$9.95 Plus Shipping. Jones TV, Sanatoga, Pa.

FM TUNERS, 88-108 megacycles, 4 tubes complete, \$14.95. Grutman, 1 E. 167 St., New York 52, New York.

AUTO Radio Distributor Selling, Servicing, Becker Blaupunkt, FM-AM, other European, American Sets. Save 30% + Square Electronics, 150-60 Northern Blvd., Flushing, New York.

RADIO & TV Tubes at Manufacturers' prices! 100% Guaranteed! Brand New! No re-bands or pulls! United Radio, Box 1000, Newark, N. J.

DIAGRAMS for repairing radios \$1.00, Television \$2.00. Give make, model. Diagram Service, Box 672-PE, Hartford 1, Conn.

GOVERNMENT Surplus Receivers, Transmitters, Snooperscopes, Parabolic Reflectors, Picture Catalog 10¢. Meshna, Malden 48, Mass.

February, 1960

15 DISTANCE One-tube plans—25¢, with Transistor experiments, catalog. Laboratories, 1131-L Valota, Redwood City, California.

TEST Equipment, Tubetester, multimeters, panel meters, Xmitting tubes, microphones. Free List. O. Hergenhan, 335 Hoe Ave., Scotch Plains, N. J.

TAPE & RECORDERS

TAPE Recorders, Hi-Fi components, Sleep Learning Equipment, tapes. Unusual Values. Free Catalog. Dressner, 69-02F, 174 St., Flushing 65, N. Y.


RECORDERS, Stereo Tapes, Hi-Fi Components, Tremendous values, Catalog, Efscoc, 270-P Concord, West Hempstead, N. Y.

RENT Stereo Tapes—over 900 different—all major labels—free catalog. Stereo-Parti, 1608-P Centinela Ave., Inglewood 3, California.

RECORD yourself singing or playing with name bands on your own tape recorder with an easily assembled and operated mixer. No recorder is complete without one. ½ hour project. Plans and instructions. 50¢. Robert Kohout, 65 Whiting Drive, Chesterland, Ohio.

AMPEX, Concertone, Magnecord, Presto, Bogen, Tandberg, Pentron, Sherwood, Rek-O-Kut, Scott, Shure, Dynakit, others, Trades. Boynton Studio, Dept. PE, 10 Pennsylvania Ave., Tucka-hoe, N. Y.

HIGH-FIDELITY



RECORDERS, Hi Fi. Free Wholesale Catalogue. Carston, 125-P East 88, N.Y.C. 28.

DISGUSTED with "HI" Hi-Fi Prices? Unusual discounts on your High Fidelity Requirements. Write Key Electronics, 120 Liberty St., New York 6, N. Y. CLOverdale 8-4288.

PRECISION Receiver alignment; FM—\$5; AM/FM—\$9. Hi-Fi equipment meticulously serviced. Telephone: Ed-4-4490. I. Pollack, Westbury, L. I., N. Y.

Hi-Fi lowest prices, guaranteed—new—Factory Boxed—shipped immediately from West—Recorders, Tuners, Amplifiers, Speakers, Etc.—Everything! Send your requirements. Free recommendations. Avalon, Box 8513, Los Angeles 8, Calif.

INVENTIONS WANTED

INVENTIONS wanted. Patented; unpatented. Global Marketing Service, 2420-P 77th, Oakland 5, Calif.

PATENTS

INVENTORS—Apply for a U. S. Patent to protect your invention. New "Patent Kit" now makes it easy. Free "Registration Form." Miss Clare Arden, 806 Wm. Penn Annex, Philadelphia 5, Penna.

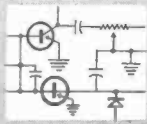
PLASTICS

NEW Liquid Casting Plastic, clear colors. Embed real flowers, minerals, biological specimens, delicate instruments, electronic parts. Also cold-setting resin and fiberglass for laminating, casting, molding, coating. Manual 25¢. Castolite, Dept. B-108, Woodstock, Illinois.

BUSINESS OPPORTUNITIES

RADIO Parts Stores & Hi Fi Salons: Someone "borrowing" your personal copy of Popular Electronics each month? You ought to be taking advantage of Popular Electronics' convenient re-sale plan. Sell copies in your store . . . perform a good service for your customers . . . with no risk involved. For details, write: Direct Sales Department, Popular Electronics, One Park Avenue, New York 16, N. Y.

INSTRUCTION



BE a Spy! Correspondence course on wire tapping, bugging, telescopic sound pickup, recording techniques, microphotography, invisible and remote photography, telescopic and aerial photography. Complete course \$22.50. C. Carrier Co., 5880 Hollywood Blvd., Hollywood 28, Calif.

TELEPHONE Extension In Your Car. Answer your home telephone by radio from your car. Complete diagrams and instructions \$1.25. C. Carrier Co., 5880 Hollywood Blvd., Hollywood 28, Calif.

EAVESDROP with a pack of cigarettes. Miniature transistorized radio transmitter. Complete diagrams and instructions \$1.25. C. Carrier Co., 5880 Hollywood Blvd., Hollywood 28, Calif.

SPOT TV Troubles in minutes instead of hours. Repair all makes and models without theory. Unique simplified system. Not a book. Industry approved—used by professionals to save time, —make money. 3 years in development. Write for Free literature, Dept. PE, National Technical Research Labs., 1118 W. Hadley St., Whittier, Calif.

POLICE Radar Detector. Stop before those radar speed traps. Fool proof, legal system. Complete diagrams and instructions \$2.75. C. Carrier Co., 5880 Hollywood Blvd., Hollywood 28, Calif.

TV Tape Recorder. Build your own video recorder. Complete correspondence course and construction details \$18.75. C. Carrier Co., 5880 Hollywood Blvd., Hollywood 28, Calif.

"SEXIAIC" Digital Computer Kit. Vacuum tube and Printed Circuitry. 7 Digit accuracy. Complete with all parts, tubes and 2 lesson correspondence course in Digital Computers. \$27.50. Willis G. McCormick Co., 15733 Septo St., Sepulveda, California.

COLOR TV. Convert your black and white TV to color. Completely Electronic. No mechanical gadgets. Costs about \$35. Complete construction details \$4.75. DB Enterprises, 8959 Wonderland Ave., Hollywood 46, Calif.

VOICE Typewriter. Dictate directly to typewritten page. Describes buffer, voice encoder, and encoder to typewriter translator. Complete details \$4.75. DB Enterprises, 8959 Wonderland Ave., Hollywood 46, Calif.

YOU can pass that FCC Commercial Phone exam. My 13 years experience as chief instructor of Electronics School can help you over the hump. Not a course. Very inexpensive and highly effective. Free Literature. Wallace Cook, "Electronic Instruction Specialist," Box 10634H, Jackson 9, Miss.

MAN as a Memory Machine. Index your mind. Translate formulae, specifications, laws into never forgotten image code. Lesson One—\$1, or Complete Course \$20. Memory Research Center, Box 7192-B, El Paso, Texas.

DETECTIVE Profession. Home Study. Badge, Certificate, Future. Box 41197-AG, Los Angeles 41, California.

ALGEBRA, Calculus, Prepare for good engineering jobs. Easy, practical lessons. First four \$1. Mathco, 4256-8 Minnor, Cincinnati 17, Ohio.

132

MISCELLANEOUS

NEW 1960 Program Guide all shortwave broadcasting stations throughout world including frequencies, call signs. \$2.70 Postpaid. Gilfer, Box 239-z, Grand Central, New York 17.

WORLD'S Largest Electronic Parts Catalog—New 1960 Radio-Electronic Master now available. 1551 pages. Over 175,000 radio-TV-electronic-audio items sold thru distributors. Complete descriptions, specifications, prices. 12,500 illustrations. Used by hams, hobbyists, experimenters everywhere. Only \$3.50 from local electronics distributors, or send check/money order direct. Radio-Electronic Master, 60P Madison Ave., Hempstead, N. Y. Free—24-page Foreign Tube Interchangeability Guide at Master distributors, and with order . . . or send 25¢ to cover handling.

SHOPPING GUIDE Classified

A HANDY REFERENCE TO PRODUCTS AND SERVICES NOT NECESSARILY ELECTRONIC, BUT OF WIDE GENERAL INTEREST

FOR SALE

PHONOGRAPH Records cheap, postpaid. Catalogue. Paramount, Box 2026-E, Pine Castle, Fla.

FREE Fluorescent Bargain Catalog—Fixture kits, Fixtures, Circines, Parts. Shoplite, 650 E. Franklin, Nutley 10, New Jersey.

STAMPS & COINS

200 ALL Different Stamps only 25¢ with approvals. Wm. Rice, 87 Washington Ave., Kingston 19, N. Y.

105 DIFFERENT U. S. Commemoratives 25¢, approvals included. Shelton, Box 907-J New York 8, N. Y.

NEW! Revised! 1960 Coin Bargain Catalog 25¢, "Prices-Paid" List, \$1.00! Sullivan 50-FB East Sixth, St. Paul 1, Minnesota.

FREE ½ Pound of United States Mixture with Approvals. Send 20¢ for Postage. Wm. Rice, 87 Washington Avenue, Kingston 21, N. Y.

PHOTOGRAPHY—FILM EQUIPMENT, SERVICES

FREE! Blackhawk's big sale catalog 8mm., 16mm. movies, 2"x2" color slides. Biggest selection anywhere! Projectors, cameras, supplies—big discounts! Get free, every three weeks, 12-page newspaper size bargain list! Blackhawk Films, Davenport 24, Iowa.

LEATHERCRAFT

FREE "Do-It-Yourself" Leathercraft Catalog. Tandy Leather Company, Box 791—M34, Fort Worth, Texas.

Always say you saw it in—POPULAR ELECTRONICS

MUSIC

SONGS into Dollars! Share \$33 million dollars yearly for New Songwriters, songpoets. Any subject, songs composed, Published, promoted by largest firm. Information, appraisal Free. Send Nordyke Music Publishers, 6000 Sunset, Hollywood 283, California.

SONGPOEMS And Lyrics Wanted! Mail to: Tin Pan Alley, Inc., 1650 Broadway, New York 19, N. Y.

EMPLOYMENT INFORMATION

In a rut? Want to change? Take a hi-paying job with an American company in Europe. Many jobs available. All fields. Located in Europe we know where the best jobs are from Spain to Copenhagen. Complete information, registration and six months advisory service from Europe's oldest employment service: \$2.00 (\$2.50. Airmail). European Employment Service, P. O. Box 3973, Frankfurt/M. 1. Germany.

BUSINESS OPPORTUNITIES

BUY direct from factories—Appliances, Cameras, Watches! Free details! Cam Company, 6810 PE—20th Ave., Brooklyn 4, N. Y.

VENDING Machines—No Selling. Operate a route of coin machines and earn amazing profits. 32-page catalog free. Parkway Machine Corporation, Dept. 12, 715 Ensor St., Baltimore 2, Md.

GRW Mushrooms. Cellar, shed and outdoors. Spare, full time, year round. We pay \$4.50 lb. dried. We have 29,000 customers. Free Book. Mushrooms, Dept. 334, 2954 Admiral Way, Seattle, Wash.

EARN extra money selling advertising book matches. Free samples furnished. Matchcorp, Dept. MD-20, Chicago 32, Illinois.

OPERATE—profitable mail order business. Write: Thomas, B., 207 West 66 Street, Los Angeles 3, Calif.

MISCELLANEOUS

BAKE New Greaseless Doughnuts in kitchen. Sell stores. Free recipes. Niagara, 3605 South 15th, Minneapolis 7, Minnesota.

"WINEMAKING: Beer, Ale Brewing." Illustrated. \$2.00. Eaton Books, Box 1242-C, Santa Rosa, California.

OPTICAL—Science—Math Bargains—Request Free Giant Catalog "CJ"—128 pages—Astronomical Telescopes, Microscopes, Lenses, Binoculars, Kits, Parts. Amazing war surplus bargains. Edmund Scientific Co., Barrington, New Jersey.


ANTIQU French-Telephones that work. Gas Lamps and Trolley cars. (Free Brochures.) Box 41, N. Y. C. 72.

SELL Foreign Cars \$1.00. Transistor Radio \$19.95. Tweco, Box 155, Indio, Calif.

Say You Saw It in
POPULAR ELECTRONICS

February, 1960

Send POPULAR ELECTRONICS Every Month



name _____

address _____

city _____ zone _____ state _____

- 3 years for \$10
Check one: 2 years for \$7
 1 year for \$4
 Payment Enclosed Bill Me

In the U. S., its possessions and Canada. Foreign rates: Pan American Union countries, add .50 per year; all other foreign countries, add \$1 per year.

Mail to:
**POPULAR
ELECTRONICS**


Dept. PE-260
434 South Wabash Ave.
Chicago 5, Ill.

SHIPPED ON APPROVAL NO MONEY WITH ORDER — NO C. O. D.

SUPERIOR'S
NEW
MODEL 83

C.R.T. TESTER

Tests and Rejuvenates ALL PICTURE TUBES



Model 83—C.R.T. Tube Tester
Total Price \$38.50
Terms: \$8.50 after 10 day trial,
then \$6.00 monthly for 5 months
if satisfactory. Otherwise return,
no explanation necessary.

ALL BLACK AND WHITE TUBES ALL COLOR TUBES

From 50 degree to 110 degree types
—from 8" to 30" types.

• Model 83 is not simply a rehashed black and white C.R.T. Tester with a color adapter added. Model 83 employs a new improved circuit designed specifically to test the older type black and white tubes and all color picture tubes. • Model 83 provides separate filament operating voltages for the older 6.3 types and the newer 8.4 types. • Model 83 employs a 4" air-damped meter with quality and calibrated scales. • Model 83 properly tests the red, green and blue sections of color tubes individually—for each section of a color tube contains its own filament, plate, grid and cathode. • Model 83 will detect tubes which are apparently good but require rejuvenation. Such tubes will provide a picture seemingly good

Test ALL picture tubes—in the carton—
out of the carton—in the set!

but lacking in proper definition, contrast and focus. To test for such malfunction, you simply press the rel. switch of Model 83. If the tube is weakening, the meter reading will indicate the condition. • Rejuvenation of picture tubes is not simply a matter of applying a high voltage to the filament. Such voltages improperly applied can strip the cathode of the oxide coating essential for proper emission. The Model 83 applies a selective low voltage uniformly to assure increased life with no danger of cathode damage.

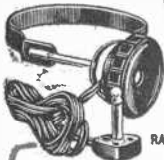

Housed in handsome portable Saddle Stitched Texon case—complete with sockets for all black and white tubes and all color tubes. Only **\$38.50**

RCA RADIATION COUNTER

MADE TO SELL FOR \$150 — OFFERED FOR ONLY **\$47.50**
(Much less than cost of Manufacture.)

INDICATES
RADIOACTIVITY
IN 3 WAYS!

- 1—BY NEON
- 2—BY PHONE
- 3—BY METER



RCA Radiation Counter
Total Price \$47.50
Terms: \$11.50 after 10 day trial,
then \$6.00 monthly for 6 months
if satisfactory. Otherwise return,
no explanation necessary.

Endless experiments and discoveries in the new exciting field of nuclear energy are made possible when you acquire this finely built and engineered device. In the past, a rugged counter which was suitable for the prospecting of radioactive ores such as uranium, thorium and radium, was unsuitable for laboratory work due to the inability of combining accuracy with ruggedness. Conversely, a laboratory counter, while being extremely sensitive, could not withstand use in the field where it would be subjected to abuse and abnormally hard knocks. The Model WF-10AWB combines the laboratory and field counter in one rugged instrument. The use of phones and a visible lamp permits the operator greater freedom of operation as he no longer has to keep his eyes on a relatively small indicator.

In the laboratory where determinations of intensity (counts) of a reading are necessary, the WF-10AWB provides sensitivity far surpassing many laboratory counters.

- Employs the extra sensitive 1B85 Bismuth Type Geiger Counter tube. Sensitivity is .05 Roentgens per hour (1 MR/HR=2000 counts per minute).
- Three counting ranges: 0-100, 0-1,000/10,000 counts per minute.
- Handy reset button.
- Ideal for survey work as the complete unit weighs only 5½ lbs.
- Sight and sound indications by neon

flashes and headphone. Then when an indication is obtained you switch to meter reading for exact measurements.

- Decontamination easy with damp cloth applied to the weatherproofed aluminum case.
- A radioactive specimen is included for instrument checking and experiments.
- Included at no extra charge—U.S. Atomic Energy Commission booklet titled "Prospecting with a Counter."

SPECIFICATIONS

Three counting ranges are available
0-100 counts per minute—used in cosmic ray and extremely low activity determinations.
0-1,000 counts per minute—used for average activity and normal work.
0-10,000 counts per minute—used for tracer and high activity determinations. High accuracy is assured by the handy reset button, located on the front panel, which permits compensation for variations of battery voltages and background count.

A rugged weather-proof aluminum case houses this light economical unit. The batteries will provide over 200 hours of intermittent operation from the two 87½-volt batteries and 50 hours from the three flash light batteries. Comes with complete set of batteries, carrying strap, head-**\$47.50**
phone, radio-active specimen and A.E.C. booklet Only

USE APPROVAL FORM ON NEXT PAGE

We invite you to try before you buy any of the models described on this and the following pages. If after a 10 day trial you are completely satisfied and decide to keep the Tester, you need send us only the down payment and agree to pay the balance due at the monthly indicated rate.

MOSS ELECTRONIC, INC.

**NO INTEREST OR FINANCE CHARGES
ADDED!**

If not completely satisfied, you are privileged to return the Tester to us, cancelling any further obligation.

Dept. D-700 3849 Tenth Avenue, New York 34, N. Y.
PRINTED IN U.S.A.

TRY FOR 10 DAYS

before you buy!

then if satisfactory pay in easy, interest free, monthly payments. See coupon below.



Superior's New Model 82A **A truly do-it-yourself type TUBE TESTER**

TEST ANY TUBE IN 10 SECONDS FLAT!

- 1 Turn the filament selector switch to position specified.
- 2 Insert it into a numbered socket as designated on our chart (over 600 types included).
- 3 Press down the quality button—

THAT'S ALL! Read emission quality direct on bad-good meter scale.

FEATURES:

- Tests over 800 tube types. • Tests OZ4 and other gas-filled tubes. • Employs new 4" meter with sealed air-damping chamber resulting in accurate vibrationless readings. • Use of 22 sockets permits testing all popular tube types and prevents possible obsolescence. • Dual Scale meter permits testing of low current tubes. • 7 and 9 pin straighteners mounted on panel. • All sections of multi-element tubes tested simultaneously. • Ultra-sensitive leakage test circuit will indicate leakage up to 5 megohms.

Production of this Model was delayed a full year pending careful study by Superior's engineering staff of this new method of testing tubes. **Don't let the low price mislead you!** We claim Model 82A will outperform similar looking units which sell for much more—and as proof, we offer to ship it on our examine before you buy policy.

Model 82A comes housed in handsome, portable, Saddle-Stitched Texon case. Only... **\$36.50 Net**

Model 82A—Tube Tester
 Total Price **\$36.50**
 Terms: \$6.50 after 10 day trial, then \$6.00 monthly for 5 months if satisfactory. Otherwise return, no explanation necessary.



Superior's **STANDARD PROFESSIONAL** New Model **TW-11 TUBE TESTER**

- Tests all tubes, including 4, 5, 6, 7, Octal, Lockin, Hearing Aid, Thyatron, Miniatures, Sub-miniatures, Novals, Subminars, Proximity Fuse Types, etc.
- Uses the new self-cleaning Lever Action Switches for individual element testing. All elements are numbered according to pin-number in the RMA base numbering system. Model TW-11 does not use combination type sockets. Instead individual sockets are used for each type of tube. Thus it is impossible to damage a tube by inserting it in the wrong socket.
- Free-moving built-in roll chart provides complete data for all tubes. Printed in large easy-to-read type.

NOISE TEST: Phono-jack on front panel for plugging in either phones or external amplifier detects microphonic tubes or noise due to faulty elements and loose internal connections.

EXTRAORDINARY FEATURE SEPARATE SCALE FOR LOW-CURRENT TUBES Previously, on emission-type tube testers, it has been standard practice to use one scale for all tubes. As a result, the calibration for low-current types has been restricted to a small portion of the scale. The extra scale used here greatly simplifies testing of low-current types. Housed in handsome, Saddle-Stitched Texon case. Only **\$47.50 Net**

Model TW-11—Tube Tester
 Total Price **\$47.50**
 Terms: \$11.50 after 10 day trial, then \$6.00 monthly for 6 months if satisfactory. Otherwise return, no explanation necessary.

We invite you to try before you buy any of the models described on this page, the preceding page and the following pages. If after a 10 day trial you are completely satisfied and decide to keep the Tester, you need send us only the down payment and agree to pay the balance due at the monthly indicated rate.

NO INTEREST OR FINANCE CHARGES ADDED!

If not completely satisfied, you are privileged to return the Tester to us, cancelling any further obligation.

SEE OTHER SIDE

CUT OUT AND MAIL TODAY!

MOSS ELECTRONIC, INC.
 Dept. D-700 3849 Tenth Ave., New York 34, N. Y.

Please send me the units checked on approval. If completely satisfied I will pay on the terms specified with no interest or finance charges added. Otherwise, I will return after a 10 day trial positively cancelling all further obligation.

<input type="checkbox"/> Model 83 . Total Price \$38.50 \$8.50 within 10 days. Balance \$6.00 monthly for 5 months.	<input type="checkbox"/> Model 82A . Total Price \$36.50 \$6.50 within 10 days. Balance \$6.00 monthly for 5 months.
<input type="checkbox"/> RCA RADIATION COUNTER Total Price \$47.50 \$11.50 within 10 days. Balance \$6.00 monthly for 6 months.	<input type="checkbox"/> Model 80 . Total Price \$42.50 \$12.50 within 10 days. Balance \$6.00 monthly for 5 months.
<input type="checkbox"/> Model TW-11 . Total Price \$47.50 \$11.50 within 10 days. Balance \$6.00 monthly for 6 months.	<input type="checkbox"/> Model 79 . Total Price \$38.50 \$8.50 within 10 days. Balance \$6.00 monthly for 5 months.

Name

Address

City Zone State

All prices net, F.O.B., N. Y. C.

SHIPPED ON APPROVAL NO MONEY WITH ORDER — NO C. O. D.



Model 79—Super Meter
Total Price \$38.50
Terms: \$8.50 after 10 day trial, then \$6.00 monthly for 5 months if satisfactory. Otherwise return, no explanation necessary.



Model 80 ALLMETER
Total Price \$42.50
Terms: \$12.50 after 10 day trial, then \$6.00 monthly for 5 months if satisfactory. Otherwise return, no explanation necessary.

NOTE: The line cord is used only for capacity measurements. Resistance ranges operate on self-contained batteries.

**SUPERIOR'S
NEW MODEL 79**

SUPER-METER

WITH NEW 6" FULL-VIEW METER

**A Combination VOLT-OHM MILLIAMMETER
Plus CAPACITY, REACTANCE, INDUCTANCE & DECIBEL MEASUREMENT!
Also Tests SELENIUM & SILICON RECTIFIERS, SILICON & GERMANIUM DIODES**

The model 79 represents 20 years of continuous experience in the design and production of SUPER-METERS, an exclusive SICO development. It includes not only every circuit improvement perfected in 20 years of specialization but, in addition includes those services which are "musts" for properly servicing the ever-increasing number of new components used in all phases of today's electronic pro-

duction. For example with the Model 79 SUPER-METER you can measure the quality of selenium and silicon rectifiers and all types of diodes — components which have come into common use only within the past five years, and because this latest SUPER-METER necessarily required extra meter scale. SICO used its new full-view 6-incl. meter.

SPECIFICATIONS:

• D.C. VOLTS: 0 to 7.5/15/75/150/300/1,500. • A.C. VOLTS: 0 to 15/30/150/300/1,500/3,000. • D.C. CURRENT: 0 to 1.5/15/150 Ma. 0 to 1.5/15 Amperes. • RESISTANCE: 0 to 1,000/100,000 Ohms, 0 to 10 Megohms. • CAPACITY: .001 to 1 Mfd., 1 to 50 Mfd. • REACTANCE: 50 to 2,500 Ohms, 2,500 Ohms to 2.5 Megohms. • INDUCTANCE: .15 to 7 Henries, 7 to 7,000 Henries. • DECIBELS: —6 to +18, +14 to +38, +34 to +58. The following components are all tested for QUALITY at appropriate test po-

tentials. Two separate BAD-GOOD scales on the meter are used for direct readings. All Electrolytic Condensers from 1 MFD. to 1000 MFD. All Germanium Diodes. All Silicon Rectifiers. All Silicon Diodes. All Silicon Rectifiers.

Model 79 comes complete with operating instructions, test leads, and streamlined carrying case. Use it on the bench—use it on calls. Only **\$38⁵⁰**

SUPERIOR'S NEW MODEL 80

20,000 OHMS PER VOLT ALLMETER

THE ONLY 20,000 OHMS PER VOLT V.O.M. SELLING FOR LESS THAN \$50 WHICH PROVIDES ALL THE FOLLOWING FEATURES:

- ✓ 6 INCH FULL-VIEW METER provides large easy-to-read calibrations. No squinting or guessing when you use Model 80.
- ✓ MIRRORED SCALE permits fine accurate measurements where fractional readings are important.
- ✓ CAPACITY RANGES permit you to accurately measure all condensers from .00025 MFD to 30 MFD in addition to the standard volt, current, resistance and decibel ranges.
- ✓ HANDSOME SADDLE-STITCHED CARRYING CASE included with Model 80 Allmeter at no extra charge enables you to use this fine instrument on outside calls as well as on the bench in your shop.

- SPECIFICATIONS:**
- 7 D.C. VOLTAGE RANGES (At a sensitivity of 20,000 Ohms per Volt) 0 to 15/75/150/300/750/1500/7500 Volts.
 - 6 A.C. VOLTAGE RANGES: (At a sensitivity of 5,000 Ohms per Volt) 0 to 15/75/150/300/750/1500 Volts.
 - 3 RESISTANCE RANGES: 0 to 2,000/200,000 Ohms. 0-20 Megohms.
 - 2 CAPACITY RANGES: .00025 Mfd. to .3 Mfd., .05 Mfd. to 30 Mfd.
 - 5 D.C. CURRENT RANGES 0 to 7.5/75/750 Milliampers, 0 to 15 Amperes.
 - 3 DECIBEL RANGES: —6 db to +18 db, +14 db to +38 db, +34 db to +58 db.

Model 80 Allmeter comes complete with operating instructions, test leads and portable carrying case. Only **\$42⁵⁰**

TRY FOR 10 DAYS BEFORE you buy! THEN if satisfactory

pay in easy, interest free, monthly payments. See coupon inside.

We invite you to try before you buy any of the models described on this and the preceding pages. If after a 10 day trial you are completely satisfied and decide to keep the Tester, you need send us only the down payment and agree to pay the balance due at the monthly indicated rate. (See other side for time payment schedule details.)

NO INTEREST OR FINANCE CHARGES ADDED!

If not completely satisfied, you are privileged to return the Tester to us, cancelling any further obligation.

SEE OTHER SIDE

CUT OUT AND MAIL TODAY!

FIRST CLASS

Permit No. 61430

New York, N. Y.

VIA AIR MAIL

BUSINESS REPLY CARD

No Postage Stamp Necessary if Mailed in the U. S.

POSTAGE WILL BE PAID BY

MOSS ELECTRONIC, INC.

3849 TENTH AVENUE

NEW YORK 34, N. Y.