

Transistorized Stereo Tape Preamp

# POPULAR ELECTRONICS

SEPTEMBER  
1959

35  
CENTS

HI-FI · HAM RADIO · SWL · TEST GEAR

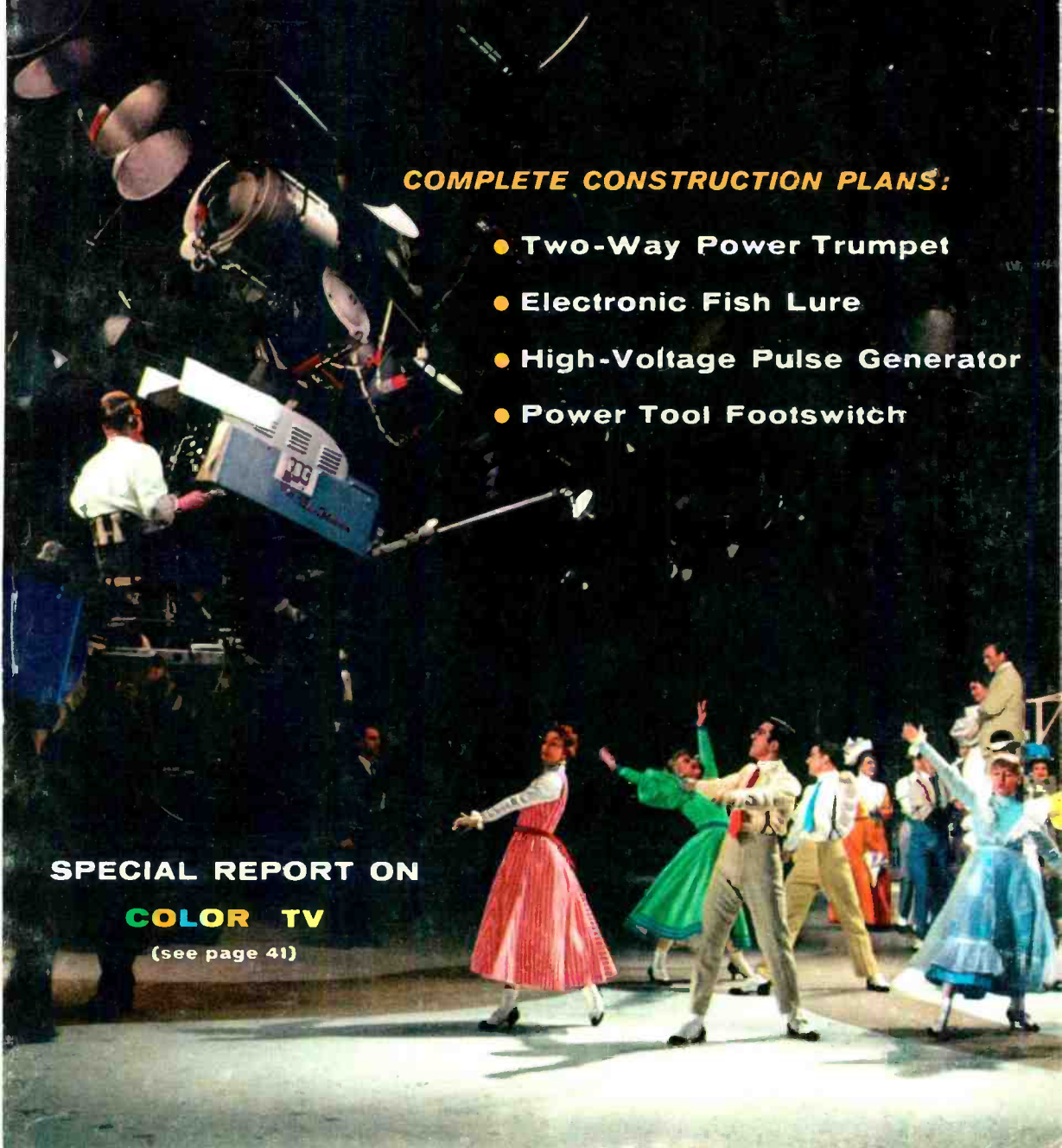
**COMPLETE CONSTRUCTION PLANS:**

- Two-Way Power Trumpet
- Electronic Fish Lure
- High-Voltage Pulse Generator
- Power Tool Footswitch

SPECIAL REPORT ON

**COLOR TV**

(see page 41)





# CITIZEN BANDER for *KIT FANS!*

ADD TO WHAT YOU HAVE OR BUILD ONE  
ALL YOUR OWN WITH THESE  
SUB-ASSEMBLIES!


**MAKE  
YOUR  
OWN!**




**G** Cabinet (all metal) includes hardware, switches, speakers, panel, case, etc. Complete instructions. Shipping weight 10 lbs. \$20.00.



**A** RF Converter (printed circuit prewired), two-tubes, crystal controlled. Use with IF unit B. Shipping weight 2 lbs. \$14.00.




**B** IF Unit (printed circuit prewired) consists of mixer and tunable local oscillator feeding 262 KC IF stage. Includes noise-limiter and squelch circuits. Designed to work with units A and C. Makes dual conversion receiver. Shipping weight, 2 lbs. \$16.00.



**C** Audio Unit (printed circuit prewired), speech amplifier for crystal or carbon microphone, first audio for receiver and power amplifier/modulator stage. Designed to follow unit B. Includes output transformer but not speaker. Shipping weight 2 lbs. \$13.50.



**D** Transmitter Unit (prewired and tuned) Oscillator and amplifier. Crystal controlled. Requires Unit C for modulation. Shipping weight 2 lbs.



Complete with crystal and tube certified .005% tolerance. \$14.50.

**E** Power Supply 115 VAC (not prewired). All parts necessary to construct power supply to operate Units A, B, C and D. Shipping weight 10 lbs. \$12.00.

**F** Power Supply 3-way 6 VDC, 12 VDC or 115 VAC (not prewired). Shipping weight 10 lbs. \$20.00.

## CRYSTALS

For amateur or commercial uses. Send for free catalog. Write: Crystal Dept.

SEE YOUR DEALER\* OR  
ORDER DIRECT . . .


*\*Prices slightly higher*

Terms F.O.B. Oklahoma City. Other shipments C.O.D. On C.O.D. orders of \$25.00 or more, 1/3 down payment with order is required.

INTERNATIONAL CRYSTAL MFG. CO., INC.

18 N. LEE

OKLAHOMA CITY, OKLA.



*Audiotape "speaks for itself" in a spectacular recording  
—available in a money-saving offer you can't afford to miss!*

**DETAILS OF THE PROGRAM**

The stirring "Blood and Thunder Classics" program includes:

- Tschaikowski... Russian Dance
- Sibelius..... from Finlandia
- de Falla..... Dance of Terror, Ritual  
Fire Dance (El Amor Brujo)
- Brahms..... from Symphony No. 4 in  
E Minor
- Khatchaturian... Saber Dance
- Stravinski.... Infernal Dance of King  
Kastchei, Finale  
(Firebird Suite)
- Beethoven.... Ode to Joy (Symphony  
No. 9 in D Minor)

**DETAILS OF THE OFFER**

This exciting recording is available in a special bonus package at all Audiotape dealers. The package contains one 7-inch reel of Audiotape (Type 1251, on 1½-mil acetate base) and the valuable "Blood and Thunder Classics" program (professionally recorded on standard Audiotape). For the entire package, you pay only the price of two boxes of Type 1251 Audiotape, plus \$1.

HERE'S a reel of musical excitement that belongs on every tape recorder. "Blood and Thunder Classics" is a program of great passages of fine music, specially selected for their emotional impact.

The makers of Audiotape have not gone into the music business. They are simply using this method to allow Audiotape to "speak for itself." This unusual program shows you how vibrant and colorful music can be when it is recorded on Audiotape.

"Blood and Thunder Classics" is available RIGHT NOW from Audiotape dealers everywhere. (And only from Audiotape dealers.) Ask to hear a portion of the program, if you like. Then, take your choice of a half-hour of rich stereo or a full hour of dual-track monaural sound—both at 7½ ips. Don't pass up this unusual opportunity.



*"it speaks for itself"*  
**audiotape**  
TRADE MARK

**AUDIO DEVICES, INC.**, 444 Madison Ave., N. Y. 22, N. Y.  
In Hollywood: 840 N. Fairfax Ave. • In Chicago: 5428 N. Milwaukee Ave.

# POPULAR ELECTRONICS

SEPTEMBER 1959



VOLUME 11

NUMBER 3

## Special Feature

Color TV Today.....*Furman Hebb* 41

## Electronic Construction Projects

Trans-3 Pocket Radio.....*Harry Kolbe* 47  
Multi-Purpose Pulsar.....*J. E. Pugh, Jr.* 55  
Citizens Band Transceiver..... 61  
Versatile Electrical Connector.....*Art Trauffer* 64  
Build a Power Footswitch.....*Henry Sevcik* 65  
Power Your Converter with a Regulated Supply.....*Donald A. Smith, W3UZN* 67  
Build an Electronic Fish Lure.....*James G. Busse* 71  
Transistor Amplifier for Toy Telephones.....*J. E. Pugh, Jr.* 96

## Audio and High Fidelity

How to Choose a Recording Tape.....*Dick Enger* 73  
Transistorized Two-Way Power Trumpet.....*R. L. Winklepleck* 77  
Inside the Hi-Fi Tuner.....*Joseph Marshall* 83  
Build a Transistorized Stereo Tape Preamp.....*Donald L. Stoner, W6TNS* 91

## Electronic Features and New Developments

The Magic of Cross-Country Communications.....*Art Zuckerman* 50  
Launch Hour..... 54  
Atom Smasher..... 54  
Heart Monitor..... 54  
Test Instruments—The Oscilloscope (Part 1).....*Larry Klein* 58  
Electronic Sticklers..... 60  
How NOT to Use Transistors..... 76  
He Did It With Mirrors.....*Carl Kohler* 94

## Amateur and SWL

Variable Bandpass Filter.....*Harlow Van Meter, K6RFS* 63  
Listening on the 27-mc. Citizens Band.....*Tom Kneitel, 2AØ3Ø5* 69  
Build a Modulator-Driver..... 81  
Short-Wave Monitor Registration..... 129  
FCC R.A.C.E.S. Rule Change..... 142

## Departments

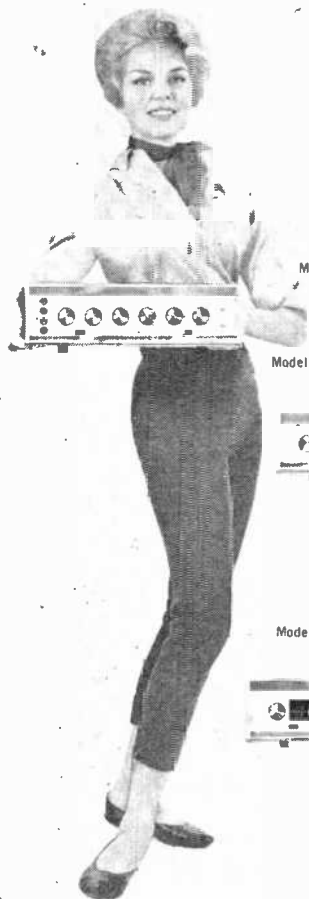
Notes from the Editor.....*Oliver Read, W1ETI* 8  
Letters from Our Readers..... 10  
POP'tronics Bookshelf..... 16  
New Products..... 24  
Tips and Techniques..... 34  
Transistor Topics.....*Lou Garner* 87  
Among the Novice Hams.....*Herb S. Brier, W9EGQ* 89  
After Class.....*Ed Bukstein* 97  
Short-Wave Report.....*Hank Bennett, W2PNA* 99  
Carl and Jerry.....*John T. Frye, W9EGY* 100  
On the Citizens Band.....*Tom Kneitel, 2AØ3Ø5* 124

Copyright © 1959 by ZIFF-DAVIS PUBLISHING COMPANY. All rights reserved.

POPULAR ELECTRONICS




Discover for yourself why Sherwood is the most honored line of high fidelity components in the field. Sherwood Tuners (the first ever to achieve sensitivity under 0.95 microvolts) feature: Inter-Channel Hush, a noise muting system which makes FM tuning easier than ever • FM Multiplex Output • "Feather-Ray" Tuning Eye • Automatic Frequency Control • Flywheel Tuning. Combine these tuners with either of Sherwood's "mated" stereo amplifier choices; 20+20 watts or 36+36 watts. And only Sherwood offers all these features: Single/Dual Bass & Treble Controls • Mid-Range Presence Rise • Stereo-Mono Function Indicator Lights • Phase-Reverse Switch • Damping Factor selection. Sherwood also offers either 36 or 60 watt monaural amplifiers, FM Multiplex Adapters and a complete decorator-styled line of cabinetry and 3-way speaker systems —The Finest in High Fidelity, Sherwood Electronic Laboratories, Inc., 4300 N. California Avenue, Chicago 18, Illinois.



Model S-4400, Stereo Preamp. + 36W Amp. —\$159.50

Model S-5000, 20 + 20W Stereo Dual Amplifier —\$189.50



Model S-3000 II, FM Tuner —\$105.50



Model S-1000 II, 36W Monaural Amplifier —\$109.50



Model S-2000 II, FM-AM Tuner —\$145.50

only for those who want the ultimate

# SHERWOOD HIGH FIDELITY

For complete technical details write Dept, PE-9

ALL PRICES FAIRTRADE

September, 1959

# POPULAR ELECTRONICS

World's largest-selling Electronics Magazine

**Editor & Publisher**  
**OLIVER READ, W1ETI**

**Assistant Editor**  
**JULIAN M. SIENKIEWICZ, WA2CQL**

**Technical Editor**  
**LARRY KLEIN**

**Art Editor**  
**ALFONS J. REICH**

**Associate Editors**  
**FURMAN HEBB**  
**MARGARET MAGNA**  
**PERRY WINTER, K2VLR**

**Editorial Assistant**  
**DOLORES GIMBEL**

**Contributing Editors**  
**H. BENNETT, W2PNA**  
**H. S. BRIER, W9EGQ**  
**J. T. FRYE, W9EGV**  
**L. E. GARNER, Jr.**  
**T. KNEITEL**  
**H. POLLACK**  
**D. L. STONER, W6TNS**


**Art and Drafting Dept.**  
**K. W. PAUL, JR.**  
**J. A. ROTH**  
**W. K. VAHLSING, WV2GYL**

**Advertising Director**  
**JOHN A. RONAN, Jr.**

**Advertising Manager**  
**WILLIAM G. McROY**

This month's cover photo courtesy of NBC

COMING NEXT MONTH



(ON SALE SEPTEMBER 22)

ZIFF-DAVIS PUBLISHING COMPANY,  
One Park Ave., New York 16, N. Y.  
William B. Ziff, Chairman of the Board  
(1946-1953); William Ziff, President;  
W. Bradford Briggs, Executive Vice  
President; Michael Michaelson, Vice  
President and Circulation Director; Her-  
shel B. Sarbin, Vice President; Howard  
Slaughton, Jr., Treasurer.



**BRANCH OFFICES:** Midwestern Office,  
434 S. Wabash Ave., Chicago 5, Ill.,  
Jim Weakley, advertising manager;  
Western Office, Room 412, 215 W. 7th  
St., Los Angeles 17, Calif., James R.  
Pierce, advertising manager.

**Foreign Advertising Representatives:**  
D. A. Goodall Ltd., London; Albert Mil-  
hodo & Co., Antwerp and Dusseldorf.

Next month we're having a special hi-fi stereo issue, and the October cover will picture a dual 60-watt amplifier which is featured in a construction article. This is a stereo basic amplifier that has everything, including simplex circuitry, a silicon diode power supply, and a meter for reading bias, a.c. balance and d.c. balance.

If you're confused about the new four-track stereo tape systems, you'll want to read "Stereo Tape Is Back— to Stay." A complete report on the tape cartridge and four-track reel-to-reel systems, it also shows how they stack up against stereo records.

Ever consider joining a record club? If so, you'll be interested in an article which tells exactly how they operate, and points out their pro's and con's. Look for "The Low-Down on Record Clubs."

**SUBSCRIPTION SERVICE:** Forms 3579 and all subscription correspondence should be addressed to Circulation Department, 434 South Wabash Avenue, Chicago 5, Illinois. Please allow at least four weeks for change of address. Include your old address as well as new—enclosing if possible an address label from a recent issue.

**CONTRIBUTORS:** Contributors are advised to retain a copy of their manuscripts and illustrations. Contributions should be mailed to the New York Editorial Office and must be accompanied by return postage. Contributions will be handled with reasonable care, but this magazine assumes no responsibility for their safety. Any copy accepted is subject to whatever adaptations and revisions are necessary to meet the requirements of this publication. Payment covers all author's, contributor's and contestant's rights, titles, and interest in and to the material accepted and will be made at our current rates upon acceptance. All photos and drawings will be considered as part of material purchased.

# Now! Work Over 300 PRACTICAL PROJECTS with these PARTS AT HOME!

to help You learn

# ELECTRONICS

## RADIO - TELEVISION - RADAR

NOW . . . at home in your spare time you can get the very kind of training and subsequent Employment Service you need to get started toward real earnings in one of today's brightest opportunity fields—TELEVISION-RADIO-ELECTRONICS. Now that Electronics is entering so many new fields, here is a chance of a lifetime to prepare to cash in on its remarkable growth.

DeVry Tech's amazingly practical home method enables you to set up your own HOME LABORATORY. You spend minimum time to get maximum knowledge from over 302 practical projects, using the same type of basic equipment used in our modern Chicago and Toronto Training Centers!

### DeVry Tech Provides EVERYTHING YOU NEED . . .

—to help you master TV-ELECTRONICS. In addition to the home laboratory and easy-to-read lessons, you even use HOME MOVIES—an exclusive DeVry Tech advantage. You watch hidden actions . . . see electrons on the march. Movies help you to learn faster . . . easier . . . better.

#### LABORATORY TRAINING

Full time day and evening training programs in our modern Chicago and Toronto Laboratories are also available. MAIL COUPON TODAY for facts.

#### BUILD and KEEP Valuable TEST EQUIPMENT

As part of your training, you build and keep a fine Jewel-Bearing Vacuum Tube VOLTMETER and a 5-inch COLOR OSCILLOSCOPE—both high quality, needed test instruments.

#### EFFECTIVE EMPLOYMENT SERVICE

Get the same Employment Service that has helped so many DeVry Tech graduates get started in this fast-growing field.

"One of North America's Foremost Electronics Training Centers"

Accredited Member  
of National Home  
Study Council



## DeVRY TECH INSTITUTE

Formerly DeForest's Training, Inc.  
CHICAGO 41, ILLINOIS

#### EARN WHILE YOU LEARN

DeVry Tech's practical training helps you toward spare time income servicing Radio and Television sets.

**CHECK**  
These Exciting  
Job  
Opportunities!

#### TV-Radio Broadcast Technician

Color Television Specialist

Radar Operator

Laboratory Technician

Air/Radio Man

Computer Specialist

Quality Control Manager

Your Own Sales & Service Shop

. . . PLUS MANY OTHERS

### MAIL COUPON TODAY!

DeVRY TECHNICAL INSTITUTE  
4141 Belmont Ave., Chicago 41, Ill., Dept. PE-9-P

Please give me your FREE booklet, "Electronics and YOU," and tell me how I may prepare to enter one or more branches of Electronics.


Name \_\_\_\_\_ Age \_\_\_\_\_

Street \_\_\_\_\_ Apt. \_\_\_\_\_

City \_\_\_\_\_ Zone \_\_\_\_\_ State \_\_\_\_\_

2045 Canadian residents address DeVry Tech of Canada, Ltd.  
626 Roselawn Ave., Toronto 12, Ontario





## **Notes from the Editor**

POPULAR ELECTRONICS IS ON THE AIR. Boy, are we excited! We just received notification that our application for a ham station has been okayed. Under the call letters of WA2GNH, we will soon be talking to our ham readers all over the country.

The POPULAR ELECTRONICS Amateur Radio Club will conduct regularly scheduled sessions designed to promote radio knowledge and a feeling of fraternalism among amateur radio enthusiasts. For the first month, we'll be testing our rig on the 10-, 15- and 20-meter bands. If you're working these bands, keep your ears open for us.

STORY OF A STORY. The big problem in putting together any article is to organize the individual bits of information into an overall picture. For example, in the preparation of this issue's color TV article, so much information was accumulated that when it came time to put the story together, the raw material would have filled a good-sized book. Some of the areas researched included: color TV picture quality and circuitry, the history of color TV, the economic factors complicating its growth, consumer and service technician reaction, new types of color systems in development, and more.

Due to space considerations, it was impossible to include everything. But the problem of deciding what to put in and what to leave out presented an interesting challenge. How well this challenge was met you can determine by reading our "'Special Report on Color TV Today'" which begins on page 41.

READER MAIL. One of the best ways in which we can keep our fingers on the pulse of our readers' interests is through a careful reading of the letters which come in to our office every day—in almost fantastic quantity. If you have written in either to commend us or criticize us, we greatly appreciate your comments. Be assured that the points made by our readers are carefully considered and discussed at our editorial meetings.

Unfortunately, due to the sheer volume of mail, we are not always able to answer each letter individually. If you have written to make some suggestion and haven't received a direct answer, please try to understand our problem. One thing for sure, your letters are a tremendous help in planning future issues; so keep them coming!

A handwritten signature in cursive script that reads 'Oliver Read'. The signature is written in dark ink and is positioned above the publisher's name.

POPULAR ELECTRONICS



# Every Essential Term in Physics and Electronics – 12,000 of Them

## – now in one giant dictionary!

Send today for a free-examination copy of this 1000-page reference work. Used in homes, offices, schools and laboratories.

THE INTERNATIONAL DICTIONARY OF PHYSICS AND ELECTRONICS is the only book available today that gives you – right at your fingertips – definitions, equations, principles and thorough explanations of every important term in physics and electronics.

More than 12,000 laws, relationships, equations, basic principles, instruments, apparatus and techniques are described in half a million words. You'll find everything from alphanopic, band and cybotaxis to Wronksian, ylem and Zwitterion.

### 16 Reference Books in One

You've never seen so much useful information in one volume. It takes the place of a whole library of reference books on:

- |             |                            |
|-------------|----------------------------|
| Electronics | Units and Dimensions       |
| Meteorology | General Principles         |
| Mechanics   | Heat and Thermodynamics    |
| Gases       | Atomic and Nuclear Physics |
| Liquids     | Mathematical Physics       |
| Solids      | Quantum Mechanics          |
| Acoustics   | Electricity                |
| Optics      | Relativity                 |

No more hunting around from book to book for the information you need. No more wading through long texts to get a simple definition. Everything you need can be found simply and quickly in this one handy volume.

### Answers Your Questions in Seconds

A unique system of cross-referencing helps you locate information instantly. Each article is arranged progressively, beginning with a concise definition and adding additional details in later paragraphs. Boldface "word signals" refer you to other articles relating to the one you are reading. You get the answers you want in a hurry!

### Save Time – Avoid Costly Errors

You'll turn to this giant, 1000-page reference work dozens of times a day – to recheck your work, to clarify technical articles or engineering data, to increase your own understanding of the complex world of physics and electronics. Where you might otherwise trust your memory, you'll now turn to the International Dictionary of Physics and Electronics to get an answer you can be sure of. This helpful volume can pay for itself many times over in just one avoided error!

### Examine it For 10 Days FREE

To fully appreciate the usefulness of this big 2 1/2" thick book, we invite you to use it for ten days. If you do not find it to be one of the most valuable books you have ever owned, you may simply return it and owe nothing. Otherwise, remit payment on the easy terms indicated in coupon. You take no risk. Send coupon today to **D. Van Nostrand Co., Inc., Dept. 179, 120 Alexander St., Princeton, N. J. (Established 1818).**

### Acclaimed by Major Journals in Every Field of Science

"Unique Useful Presents a wide variety of terms."  
– SCIENTIFIC AMERICAN

well-deserved place for itself."  
– SCIENCE

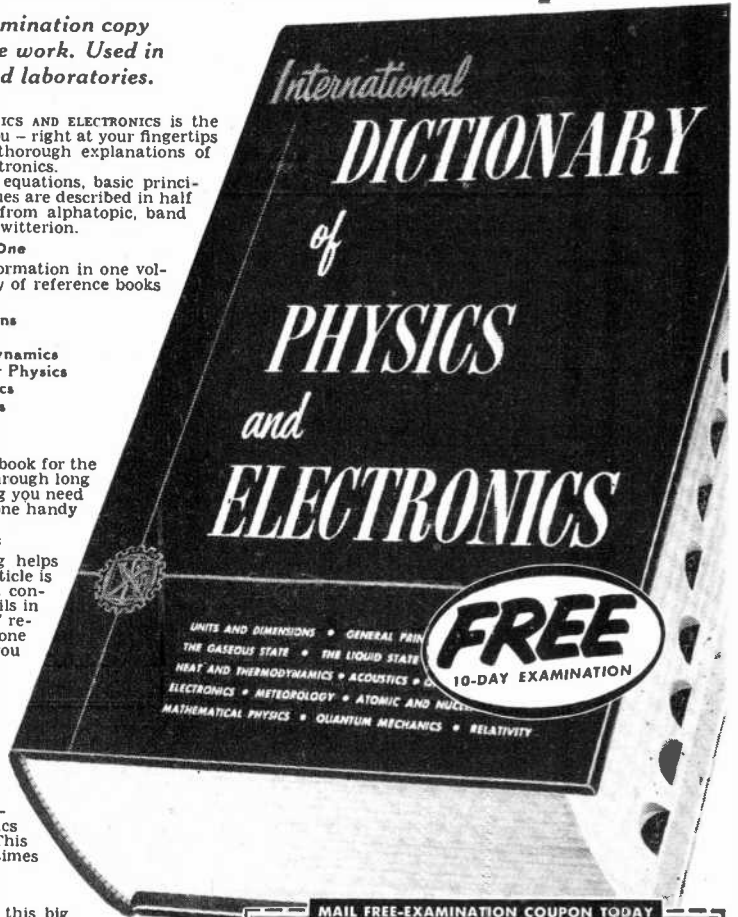
"Unique in its field and exceptionally clear in its typography. It should prove a most useful reference."  
– NUCLEONICS

"Remarkably complete. Highly useful. Provides definite and concise answers to a myriad of questions."  
– PHYSICS TODAY

"There has been a real need for such a work."  
– ELECTRONICS

"Recommended for all that do any reference work in physics."  
– LIBRARY JOURNAL

"The best book of definitions available on the market today. Highly recommended."  
– TELE-TECH



### MAIL FREE-EXAMINATION COUPON TODAY

D. Van Nostrand Company, Inc., Dept. 179  
120 Alexander Street, Princeton, N. J.

Please send me – for 10 days' FREE examination – the "International Dictionary of Physics and Electronics" thumb-indexed edition. If not completely satisfied, I may return it and owe nothing. Otherwise I will remit \$7.50 plus small shipping cost, and \$5 a month for 3 months.

Name \_\_\_\_\_  
Address \_\_\_\_\_  
City \_\_\_\_\_ Zone \_\_\_\_\_ State \_\_\_\_\_  
 Save! Enclose full payment (\$22.50) and shipping costs will be prepaid. Money back if not delighted.  
In Canada: Order from D. Van Nostrand Co. Ltd., 25 Hollinger Road, Toronto 16, Canada (Price slightly higher).

# MORE PICTURE POWER

new

## BLONDER-TONGUE

# B-24 POW-R BOOSTER



**\$24<sup>95</sup>**  
*list*

*it's a powerful booster  
...or an amplified coupler!*

**provides sharp, clear TV pictures on  
1, 2 or more TV sets with only 1 antenna**

'straight-thru' circuit provides up to 10 db gain as a powerful one-set booster

'couple-two' circuit provides up to 5 db gain (per set) as an amplified two-set coupler

'straight-thru' circuit and B-T 4-set coupler provide no-loss 4-set distribution system

Employs new frame-grid tube 6DJ8, new circuitry to achieve highest signal gain and "lower-than-cascade" noise factor. Provides full broadband amplification covering low and high VHF channels. Features "NO-STRIP" 300 ohm terminals for positive, electrical connections in seconds. Has "on/off" switch.

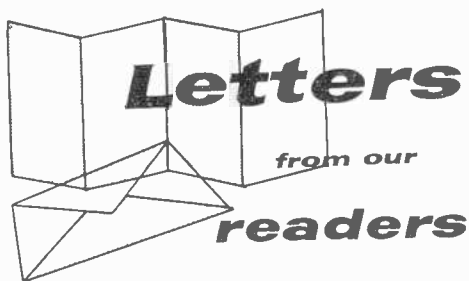
Improve TV reception today on 1, 2 or more TV sets with a single antenna.



Available at parts distributors. For details write:  
**BLONDER-TONGUE LABORATORIES, INC.**

9 Alling Street, Dept. PE-9, Newark 2, N. J.

In Canada: Teletop Equipment Mfg. Co., Ltd., London, Ont. Export: Morhan Export Corp., N. Y. 13, N. Y. • hi-fi components • UHF converters • master TV systems • industrial TV cameras • FM-AM radios



### "Nifty Novice"

■ I built the "Nifty Novice" 15-meter transmitter described in the April 1959 issue, and have found it to be trouble-free and without the "chirp" which plagues other low-priced kits. My buddy, Bill Loveless, W7OWQ/5, made the following con-



tacts with the transmitter loading a dipole antenna: El Paso, Texas; Detroit, Mich., KN8OCO, RST 579; Chicago, Ill., KN9RJP, RST 589; Somerhill, Mass., KN1JOV, RST 479.

I have passed my Novice exam and have been waiting 51 days so far for my ticket. I am very pleased with the "Nifty Novice" transmitter, as it will load anything including a 12" coax cable.

JOE GABUS  
El Paso, Texas

■ I wish to call your attention to an error on page 149 of your April 1959 issue which describes a 21-mc. antenna. According to your pictorial, the over-all dimensions of the antenna are 10' 11". This should be 10' 11" for each leg, or 21' 10" over-all. Anyone who uses the original dimensions will have heap big headache.

M. J. BILLINGS, D.D.S., W2BIV  
Brooklyn, N. Y.

*You're right, Dr. Billings. We hope they don't write to us for aspirins.*

### VTVM User

■ I want to take this opportunity to express my appreciation to you and your staff for the interesting and helpful articles in the March issue. The one that helped me in particular was the article by Larry Klein on "Radio Repair with the VOM." It just so happened that I purchased an RCA WV77 Junior Voltohmmyst (kit form) and was trouble-shooting an a.c.-d.c. "All-American Five" receiver when your article appeared. Although

These men are getting practical training in **NEW Shop-Labs of**

# ELECTRICITY

# COYNE

## ELECTRONICS

### ON REAL

Motors—Generators  
—Switchboards—  
Controls—Modern  
Appliances—  
Automatic  
Electronic  
Control Units

in Chicago—prepare for today's **TOP OPPORTUNITY FIELD**. Train on real full-size equipment at **COYNE** where thousands of successful men have trained for over 60 years—largest, oldest, best equipped school of its kind. Professional and experienced instructors show you how, then do practical jobs yourself. No previous experience or advanced education needed. Employment Service to Graduates.

**START NOW—PAY LATER—**Liberal Finance and Payment Plans. Part-time employment help for students. **GET FREE BOOK—**"Guide to Careers" which describes all training offered in **ELECTRICITY** and **TELEVISION-RADIO ELECTRONICS**—no obligation; **NO SALESMAN WILL CALL.**

# TELEVISION

## RADIO ELECTRONICS

### ON REAL

TV Receivers—  
Black and White  
and Color  
AM-FM and  
Auto Radios  
Transistors  
Printed Circuits  
Test Equipment

Coyne Electrical School, 1501 W. Congress Parkway  
Chart:rcd Not For Profit • Chicago 7, Dept. 69-2C

### MAIL COUPON OR WRITE TO ADDRESS BELOW

**COYNE ELECTRICAL SCHOOL**  
Dept. 69-2C—New Coyne Building  
1501 W. Congress Pkwy., Chicago 7, Ill.

Send **BIG FREE** book and details of all the training you offer. However, I am especially interested in:

Electricity  Television  Both Fields

Name \_\_\_\_\_

Address \_\_\_\_\_

City \_\_\_\_\_ State \_\_\_\_\_



**COYNE offers**  
**LOW COST**

# TELEVISION

## RADIO - COLOR TV

Training in  
Spare Time **AT HOME**



The future is **YOURS** in **TELEVISION!**

A fabulous field—good pay—fascinating work—a prosperous future in a good job, or independence in your own business!

*Send Coupon or write to address below  
for Free Book*

Coyne brings you **MODERN-QUALITY** Television Home Training; training designed to meet Coyne standards at truly lowest cost — you pay for training only — *no costly "put together kits."* Not an old Radio Course with Television "tacked on." Here is **MODERN TELEVISION TRAINING** including **Radio, UHF and Color TV.** No Radio background or previous experience needed. Personal guidance by Coyne Staff. **Practical Job Guides** to show you how to do actual servicing jobs — *make money early in course.* Free Lifetime Employment Service to Graduates.

and full details, including easy Payment Plan. **No obligation, no salesman will call.**



**COYNE Television**  
**Home Training Division**  
Dept. 89-H2, New Coyne Building  
1501 W. Congress Pkwy., Chicago 7, Ill.

Send **Free Book** and details on how I can get Coyne Quality Television Home Training at *low cost and easy terms.*

Name \_\_\_\_\_

Address \_\_\_\_\_

City \_\_\_\_\_ State \_\_\_\_\_

## COYNE ELECTRICAL SCHOOL

CHARTERED AS AN EDUCATIONAL INSTITUTION  
NOT FOR PROFIT

1501 W. Congress Parkway • Chicago 7, Dept. 69-2C



**B.W. COOKE, Jr., President**  
*Coyne—the Institution behind this training... the largest, oldest, best equipped residential school of its kind. Founded 1899.*

one  
word  
more  
about  
the

**Amperex**  
**6CA7/EL34**  
OUTPUT  
PENTODE



**NOW ITS  
RATED POWER OUTPUT  
IS 60 WATTS**  
(Class AB<sub>1</sub>)

We are pleased to announce that as a result of the further exploration of the 6CA7's capabilities ... its power output rating has been raised to 60 watts in a distributed load circuit. This was achieved by increasing the screen grid voltage to 500V. The screen voltage rating now equals the plate voltage rating, thus greatly simplifying the design of power supplies.

Class AB<sub>1</sub> Audio Amplifier  
Distributed Load Connection  
Typical Operation

(Fixed Bias—Two Tubes Push Pull)

Plate Supply Voltage.....500 V  
Grid No. 2

Supply Voltage .....(See Note) 500 V

Grid No. 1 Bias.....(approx.) -44.5 V

Plate to Plate Load Resistance....7000 Ω

Plate and Grid No. 2 Current

(Zero Signal) .....2x57 mA

Plate and Grid No. 2 Current

(Max. Signal) .....2x112 mA

Input Signal Voltage (rms).....32 V

Power Output .....60 W

Harmonic Distortion .....2.5%

NOTE: Screen voltage is obtained from taps located at 43% of the plate winding turns. An unbypassed resistor of 1KΩ in series with each screen grid is necessary to prevent screen overload.



**ask Amperex**  
about detailed data and  
applications engineering  
assistance on hi-fi tubes  
for hi-fi circuits.

AMPEREX ELECTRONIC CORP.  
230 Duffy Avenue, Hicksville, L. I., N. Y.

## Letters

(Continued from page 10)

the instructions accompanying this kit were helpful with respect to putting the VTVM in operation and calibrating it, they were not complete in "how-to-use-it" data. Just when I needed it most, along came this article with a step-by-step troubleshooting method, and now the a.c.-d.c. set really blasts out with the music.

ALBERT C. BALKEMA, KN4ZFU  
Maxwell Air Force Base, Ala.

## Sound Level Meter Change

■ After building the transistorized sound level meter described in your April issue, I found that it became much more sensitive with transformer T<sub>1</sub> wired with the red lead going to the mike and the yellow going to the capacitor. Could it be that there was a mistake in the diagram?

GEORGE TILLICH  
Los Angeles, Calif.

*You're right, we're wrong. The color coding indicated in the schematic is incorrect. The red transformer lead is the input and the yellow one is the output.*

## Praise from Afar

■ Just a note to tell you that you have loyal readers in far-off Cambodia. Here, Americans and Cambodians alike peruse each issue of POPULAR ELECTRONICS with great interest.

I thought you might be interested in seeing a picture of Josephine, our pet elephant. Josephine



belongs to Mr. Basil D.D. McIntyre, who brought her here half dead at the age of three months and has nursed her back to health. She is now the fattest little girl elephant in all of Indo-China. The picture shows Josephine giving a kiss to one of her close friends.

Keep up the good work in your magazine and best regards to our friends back in the States.

RALPH NAVARRO  
Phnom Penh, Cambodia

## "Police Special" Correction

■ In looking over the article "Police Special Receiver" in the July '59 issue of POPULAR ELECTRONICS, I noted something confusing in the parts designations. The pictorial diagram of the sub-

Always say you saw it in—POPULAR ELECTRONICS



Cast your ballot for a successful future!

# 258 I.C.S. COURSES



I. C. S. is the oldest and largest correspondence school. 258 courses. Business, industrial, engineering, academic, high school. One for you. Direct, job-related. Bedrock facts and theory plus practical

application. Complete lesson and answer service. No skimping. Diploma to graduates.

Send for the 3 free booklets offered below and find out how I. C. S. can be your road to success.

## ACCOUNTING

Accounting  
Auditing  
Bookkeeping & Cost Accounting  
General Accounting  
Junior Accounting  
Practical Accounting  
Public Accounting

## ADVERTISING

Advertising  
Advertising Production  
Direct Mail Advertising  
Magazine & Newspaper Advertising

## ARCHITECTURE AND BUILDING CONSTRUCTION

Architectural Drawing & Designing  
Architectural Interiors  
Architecture  
Building Contractor  
Building Contractor with Drawing  
Building Estimator  
Building Maintenance  
Carpenter-BUILDER  
Carpenter Foreman  
Carpentry & Millwork  
House Planning  
Lumber Dealer  
Mason Foreman  
Painting Contractor  
Reading Arch. Blueprints  
Reading Struct. Blueprints

## ART

Advertising Layout & Illustration  
Amateur Artist  
Commercial Art  
Commercial Cartooning  
Fashion Illustrating  
Figure Drawing & Painting  
Magazine Illustrating  
Show Card & Sign Prod'n  
Show Card Writing  
Sign Painting & Designing  
Sketching & Painting

## AUTOMOTIVE

Auto Engine Tune-up  
Automobile  
Automobile Body Rebuilding and Refinishing  
Automobile Electrical Technician

## Automobile Technician

Diesel Engines  
Diesel-Gas Motor Vehicle Engines  
Gas Engines  
Internal Combustion Engines

## AVIATION

Aero-Engineering Technology  
Aircraft & Engine Mechanic  
Aircraft Mechanic  
Aviation Engine Mechanic  
Reading Aircraft Blueprints

## BUSINESS

Business Administration  
Business Correspondence  
Business Law  
Business Management & Marketing  
Business Management & Production  
Canadian Business Management  
Clerk-Typist  
Commercial  
Condensed Business Practice  
Federal Tax Course  
Managing a Small Business  
Office Administration for Engineers

Office Management  
Professional Secretary  
Programming for Digital Computers  
Purchasing Agent  
Retail Business Management  
Retail Merchandising  
Shorthand  
Stenographic  
Typewriting

## CHEMICAL

Analytical Chemistry  
Chemical Engineering  
Chemical Engineering Unit Operation  
Chemical Laboratory Technician  
Chemical Prod'n Foreman  
Elements of Nuclear Energy  
General Chemistry  
Industrial Analytical Chemistry  
Industrial Chemistry  
Paper Making  
Professional Engineer—Chemical  
Pulp & Paper Engineering

## Pulp & Paper Making

Pulp Making  
**CIVIL ENGINEERING**  
Bridge & Building Foreman  
Civil Engineering  
Construction Engineering  
Highway Engineering  
Mine Surveying & Mapping  
Principles of Mapping  
Principles of Surveying  
Professional Engineer—Civil  
Railroad Engineering  
Roadmaster  
Sanitary Engineering  
Section Foreman  
Sewage Plant Operator  
Structural Engineering  
Surveying and Mapping  
Water Works Operator

## DRAFTING

Aircraft Drafting  
Architectural Drafting  
Drafting & Machine Design  
Electrical Drafting  
Electrical Engineer Drafting  
Industrial Piping Drafting  
Junior Mechanical Drafting  
Mechanical Drafting  
Sheet Metal Drafting  
Structural Drafting

## ELECTRICAL

Design and Construction of Overhead Power Lines  
Elec. Appliance Servicing  
Electrical Contractor  
Electrical Eng'r (Power Plant option—Electronic option)  
Electrical Engineering Tech.  
Electrical Instruments  
Electric Light & Power  
Electric Motor Repairman  
Electrical Operating Eng'r  
Hydroelectric Power Plant Equipment  
Industrial Electrical Eng'r  
Lighting Technician  
Power-House Electric  
Practical Electrician  
Practical Lineman  
Principles of Steam-Electric Power Plants  
Professional Engineer—Electrical  
Reading Electrical Blueprints  
**HIGH SCHOOL**  
Good English

## High School Business

High School College Prep (Arts)  
High School College Prep (Engineering & Science)  
High School General  
High School Mathematics  
High School Secretarial  
Letter Writing Improvement  
Short Story Writing

## LEADERSHIP

Industrial Foremanship  
Industrial Supervision  
Personnel-Labor Relations  
Supervision

## MECHANICAL

Industrial Engineering  
Industrial Instrumentation  
Junior Mechanical Engineer  
Mathematics and Mechanics for Engineers  
Mechanical Engineering  
Professional Engineer—Mechanical  
Quality Control

## PETROLEUM

Natural Gas Production & Transmission  
Oil Field Technology  
Petroleum Production  
Petroleum Prod'n Eng'r  
Petroleum Refinery Operator  
Petroleum Refining  
Petroleum Technology

## PLASTICS

Plastics Production Foreman  
Plastics Technician

## PLUMBING, HEATING, AIR CONDITIONING

Air Conditioning  
Air Conditioning with Draw'g Technology  
Air Conditioning—Maintenance  
Domestic Heating with Oil & Gas  
Domestic Refrigeration  
Heating & Air Conditioning  
Heating Drawing & Estimat'g  
Plumbing  
Plumbing Drawing & Estimating  
Plumbing & Heating  
Plumbing & Steamfitting

## Practical Plumbing

Refrigeration  
Refrigeration & Air Conditioning  
Steamfitting

## RAILROAD

Air Brake Equipment  
Car Inspector & Air Brake Diesel Electrician  
Diesel Engineer & Fireman  
Diesel Locomotive  
Diesel Machinist  
Railroad Administration  
Railroad Car Repairer

## SALESMANSHIP

Creative Salesmanship  
Marketing  
Real Estate Salesmanship  
Retail Salesmanship  
Sales Management  
Salesman-ship & Sales Management

## SHOP PRACTICE

Boilermaking  
Electric Welding  
Forging  
Foundry Practice  
Gas and Electric Welding  
Heat Treatment of Metals  
Industrial Metallurgy  
Inspection and Physical Testing of Metals  
Machine Shop Inspection  
Machine Shop Practice

Machine Shop Practice & Toolmaking  
Metalurgical Engineering  
Technology

Practical Millwrighting  
Reading Shop Blueprints  
Resistance Welding  
Technology

Rigging  
Safety Engin'g Technology  
Sheet Metal Worker  
Tool De-igning  
Tool Engineering Technology  
Toolmaking  
Welding Engineering  
Technology

## STEAM AND DIESEL POWER

Combustion Engineering  
Power Plant Engineering

## Stationary Building Eng'r

Stationary Diesel Eng'r  
Stationary Diesel-Electric Engineering  
Stationary Fireman  
Stationary Steam Eng'r  
Steam Engine Operation

## TEXTILES

Carding and Spinning  
Supervisor  
Carding Technician  
Cotton Manufacturing  
Cotton Warming & Weaving Supervisor  
Cotton Warming & Weaving Technician  
Hosiery and Circular Knitting  
Loom Fixing Supervisor  
Loom Fixing Technician  
Spinning Technician  
Synthetic Fabric  
Manufacturing  
Synthetic Fabric Warming & Weaving  
Synthetic Yarn Throwing & Warming  
Textile Designing  
Textile Engineering  
Textile Finishing & Dyeing Supervisor  
Textile Finishing & Dyeing Technician  
Textile Mill Supervisor  
Woolen Manufacturing  
Worsted Manufacturing

## TRAFFIC

Motor Traffic Management  
Railroad Rate Clerk  
Traffic Management

## TV-RADIO-ELECTRONICS

Gen'l Electronics Technician  
Industrial Electronics  
Practical Radio-TV Eng'r  
Radio Operating  
Radio Servicing  
Radio Servicing with Practical Training  
Radio & TV Servicing  
Radio & TV Servicing with Practical Training  
Servicing Electric Devices  
Servicing Sound Equip't  
Practical Television  
TV Receiver Servicing  
TV Technician

For Real Job Security—Get an I. C. S. Diploma! I. C. S., Scranton 15, Penna.

Accredited Member,  
National Home Study Council

## INTERNATIONAL CORRESPONDENCE SCHOOLS

BOX 84622H, SCRANTON 15, PENNA.

Without cost or obligation, send me "HOW TO SUCCEED," the opportunity booklet about the field I have indicated below, and a sample lesson (Math.)

Name of the course in which you are interested \_\_\_\_\_

Your Name \_\_\_\_\_ Age \_\_\_\_\_ Home Address \_\_\_\_\_

City \_\_\_\_\_ Zone \_\_\_\_\_ State \_\_\_\_\_ Working Hours \_\_\_\_\_ A.M. to \_\_\_\_\_ P.M. \_\_\_\_\_

Occupation \_\_\_\_\_ Canadian residents send coupon to International Correspondence Schools, Canadian, Ltd., Montreal, Canada. . . . Special low monthly tuition rates to members of the U. S. Armed Forces.

## Letters

(Continued from page 12)

chassis indicates that L1 should be connected to (B) of TB1. According to the schematic diagram, L2—not L1—is connected to TB1.

DANIEL MERSEL  
Frenchtown, N. J.

In the pictorial diagram on page 51, change coil L1 to read L2, and coil L2 to read L1. Also, on the pictorial diagram on page 53, the wiring instructions of TB1 (B) should be changed to read "To center tap L2." Potentiometer R5 and capacitor C8 can have the values shown in the parts list or in the schematic diagram.

### Crystals for Citizens Band

■ Your article entitled "Build a Citizens Band Transceiver" in the June issue specified an International Crystal FO-150 in the transmitter parts list. This unit has a frequency tolerance of .01%—not within the .005% required for CB equipment. Only the Model FO-200 meets the requirement. You may want to bring this fact to the attention of your readers to prevent them from violating the FCC rules.

THOMAS J. MADDEN  
Des Plaines, Ill.

### Make a Mike Mixer

■ The story called "Maze of Mikes" in your July issue answered some of the questions I have had concerning the possibility of putting our little theatre productions on audio tape. However,

I now find that I need a schematic for an audio console which will handle eight to ten mikes. Could you possibly publish one or advise me where one may be obtained?

B. E. JOLLEY  
West Hartford, Conn.

Our March '59 issue carried plans for building a multiple-input mike mixer. See "One-Transistor Microphone Mixer" by Herb Cohen.

### DX Anyone?

■ We are a 250-watt radio station operating on 1490 kilocycles with an all-day non-network musical format. Our operating hours are from 5:30 a.m. until midnight. We would appreciate hearing from your readers as to DX reception, distance, and quality.

BOBBY JONES, Announcer  
WRMT, Rocky Mount, N. C.

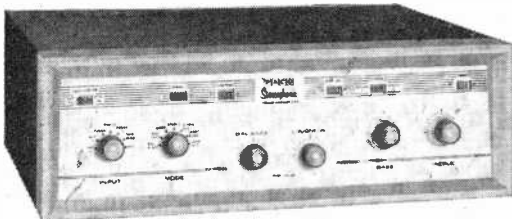
### That's High Enough

■ The frequency range of the square-wave generator described in your March '58 issue was described as being from 100 to 2000 cps. Would it be possible to extend the range to 15,000 cps?

C. R. HINDLE  
Baltimore, Md.

This particular generator does not produce useful output much above 4000 cps. However, the square-wave generator in our June '59 issue ("Q-Square" Transistor Generator) offers outputs at 100, 1000 and 10,000 cps.

-50-



**The last  
preamp-  
amplifier  
you'll ever  
have  
to buy!**

a 40-watt stereo  
preamp-amplifier  
in kit form  
for only  
\$79.95  
by

**PACO** also  
available  
factory wired  
for \$129.95

**PACO** is the kit division of **PRECISION** Apparatus Co., Inc., world famous manufacturers of laboratory electronic instruments for over a quarter century.

The new PACO Model SA-40 offers you greater reserve power capacity than any other preamp-amplifier in its category. Its exceptional circuit design assures highly stable performance with extremely low distortion. And...the SA-40 provides maximum flexibility in any stereophonic high fidelity system present or contemplated.

#### outstanding specifications:

**POWER OUTPUT:** 20 watts per channel, 40 watts total  
**RESPONSE:** 30 cps to 90 Kc  $\pm$  1 db  
**DISTORTION:**


Harmonic — less than .2% at 20 watts per channel  
less than .1% at 10 watts per channel

Intermodulation — less than 1% at full-rated output  
**FRONT PANEL CONTROLS:** 14 controls including  
separate bass and treble controls

**POWER SUPPLY:** Silicon diode, low impedance for  
minimum distortion

**EXTERNAL DESIGN:** gold and satin black hooded case  
with panel illumination and satin gold panel

COMING SOON!



Model ST-45  
AM/FM Stereo Tuner Kit  
matching companion  
for the SA-40

At leading electronic parts distributors and wherever  
good sound is sold.


For complete information, write to:

**PACO** ELECTRONICS COMPANY, INC.  
70-31 84th Street, Glendale 27, Long Island, New York  
Export: Morhan Exporting Corp., 458 B'way, N. Y. 13, N. Y.  
Canada: Atlas Radio Corp., 50 Wingold Ave., Toronto 19, Ont.

Always say you saw it in—POPULAR ELECTRONICS

# Plain Facts about Electronics and CREI

- why you need advanced electronics education
- how you can get it without quitting your present job



You probably know that the day of the mediocre electronics man is done. The design, construction and maintenance of complex electronics equipment — missiles, radar, servomechanisms, astronomical devices, satellites,

to name a few—demand men with both theoretical and practical knowledge.

CREI home study courses can make you eligible to fill such positions. You need not quit your present job. You can meet your family responsibilities while gaining knowledge of electronics engineering technology so essential for career advancement.

Now in its 33rd year, CREI is well qualified to teach you. Its solid record of achievement can only be highlighted here:

- Developed first civilian pilot course for radio mechanics for Army Signal Corps (1941)
- Supplied 300,000 texts to U.S. Navy for radio technicians in South Pacific (1943)
- Trained hundreds of men during World War II for Signal Corps
- Co-founded National Council of Technical Schools, which first established scholastic and business standards for technical school field
- Curricula accredited by Engineers' Council for Professional Development (among first three institutes so honored)
- Instituted group training programs (1946) now used by important electronics and aviation companies
- Initiated plan (1957) permit-

ting direct personal supervision for home study final exams.

Industry and Armed Services alike respect CREI men. Your CREI diploma is a door-opener to better jobs, added responsibilities, and salary increases.

More than 17,000 professional electronics engineers and technicians, all over the world and in every phase of electronics (about 1/3 military, 2/3's civilian) are currently enrolled. They're the men you'll compete with to gain or hold a place in the electronics profession.

**QUALIFICATIONS FOR CREI.** If you have had basic electronic education, practical experience in electronics, and a high school education, you can probably qualify. A good way to find out: Use coupon below to get free 54-page book, "Insurance for Your Future in the New World of Electronics." Tuition is reasonable and may be paid monthly. Just one \$10-a-week raise will repay your investment and leave you a substantial bonus the first year. Available to veterans under GI bill.

**RESIDENCE SCHOOL** for those who can attend classes in Washington, D. C. Day and evening classes start at regular intervals. Qualified graduates earn AAS degree. Electronics experience not required for admission.

## CAPITOL RADIO ENGINEERING INSTITUTE

Dept. 129F1, 3224 16th St., N.W.  
Washington 10, D. C.



TAKE A MINUTE TO MAIL THIS COUPON FOR FREE 54-PAGE BOOK

**CAPITOL RADIO ENGINEERING INSTITUTE**  
ECPD Accredited Technical Institute Curricula—Founded 1927  
Dept. 129F1 3224 16th St., N.W., Washington 10, D. C.

Please send me your course outline and FREE 54-page book, "Insurance for Your Future in the New World of Electronics" . . . describing opportunities and CREI Home Study courses in Practical Electronic Engineering Technology.

- Radar, Servo and Computer Engineering Technology  
 Electronic Engineering Technology  
 Communications Engineering Technology  
 Television Engineering Technology  
 Aeronautical Electronic Engineering Technology  
 Automation & Industrial Electronics Engineering Technology

Name..... Age.....

Street.....

City..... Zone..... State.....

CHECK:  Home Study  Residence School  Korean Veteran

To obtain fast, immediate service and to avoid delay, it is necessary that the following information be filled in:

EMPLOYED BY.....

TYPE OF PRESENT WORK.....

.....

EDUCATION: YEARS HIGH SCHOOL.....

OTHER.....

ELECTRONICS EXPERIENCE.....

# POP'tronics Bookshelf

"SERVICING HI-FI—VOLUME 3 (AM-FM TUNERS)," published by Howard W. Sams & Co., Inc., 2201 E. 46th St., Indianapolis 6, Ind. 160 pages. Soft cover. \$2.95.

Volume 3 of this series contains an editorial section titled "Highlights on FM," which covers the FM signal, a.f.c. circuits in FM receivers, and alignment techniques using a sweep generator. A second section provides complete photofact service data on 18 selected models of 1957-58 AM-FM tuners.

"ELEMENTS OF RADIO" by Marcus and Marcus. Fourth Edition. Published by

Prentice-Hall, Inc., 70 Fifth Ave., New York 11, N. Y. 667 pages. \$7.00.

This basic radio primer has been revised and brought up to date to include recent developments in the field. The subject matter falls into three general categories: electronic theory, radio transmitters, and radio receivers. At the end of each of the 42 chapters is a summary of the chapter, a glossary of new terms, and problems for self-testing. This book is recommended as a text for beginners in electronics and as a reference source for the advanced student or technician.

"CONCISE DICTIONARY OF SCIENCE" by Frank Gaynor. Published by Philosophical Library, 15 East 40th St., New York 16, N. Y. 546 pages. \$10.00.

Here is an up-to-date dictionary which provides concise definitions of terms and concepts pertaining to the many branches of the scientific field. The author, well known as a contributor to the *Encyclopedia Britannica*, has included the newer sciences

(Continued on page 20)

# MICRO

**ELECTRON TUBE**  
INTRODUCES FOR THE FIRST TIME  
ANYWHERE A SELECT STOCK OF USED  
TUBES AT A FABULOUS LOW PRICE

# 37¢

ea.

FOR *any* TUBE LISTED

Jan Surplus Tubes!

**\$35 PER HUNDRED ASSTD.**

ALL TUBES SENT POSTAGE PAID  
Please send 25¢ handling for orders under \$5. Send 25% deposit on C.O.D. orders. Send approximate postage on Canadian and foreign orders.

# MICRO

**ELECTRON TUBE CO.** P.O. BOX 55 Park Station, Paterson 3, N. J.

• Each and every tube is tested in our own laboratory for mutual conductance and life test.

• We guarantee FREE replacement for one year of any tube purchased from us which fails to function efficiently under any or all operating conditions. Prompt refunds are made on any defective merchandise.

• The advertised tubes are not necessarily new, but may be electrically perfect factory seconds or used tubes—each is clearly so marked.

|       |        |        |          |           |        |
|-------|--------|--------|----------|-----------|--------|
| 0A2   | 5X8    | 6BM6   | 6SR5     | 7Z4       | 19BG6G |
| 0Z4   | 5Y3GT  | 6BU8   | 6SH7     | 12A8      | 1916   |
| 1A7GT | 6Y4G   | 6BK5   | 6SF7     | 12A8S     | 1918   |
| 1B3GT | 6A7    | 6BK7   | 6S7      | 12A9S     | 1918   |
| 1H4C  | 6A8    | 6BL7CT | 6SM7     | 12AT6     | 24A    |
| 1H5GT | 6AB4   | 6BN6   | 6SL7CT   | 12AT7     | 25A5   |
| 1L4   | 6AC7   | 6BQ6CT | 6SN7GT   | 12AUG     | 25B06  |
| 1L4   | 6AF4   | 6BQ7   | 6SQ7     | 12AUG     | 25B06  |
| 1N3GT | 6AC3   | 6BY5C  | 6SS7     | 12AV6     | 25D8S  |
| 1Q5GT | 6AG7   | 6BZ6   | 6T8      | 12AV7     | 25L6GT |
| 1R5   | 6AH4GT | 6BZ7   | 6U8      | 12AX4CT   | 25W4CT |
| 1S5   | 6AM6   | 6C3    | 6V8      | 12AX7     | 25Z5   |
| 1T4   | 6AK5   | 6C5    | 6W6CT    | 12A27     | 25Z6   |
| 1U8   | 6AL5   | 6C6    | 6W6CT    | 12B4      | 26     |
| 1V2   | 6AL7   | 6C6    | 6W6CT    | 12BAG     | 35A5   |
| 1X2   | 6AM8   | 6CB6   | 6W6CT    | 12B7      | 35B5   |
| 2A3   | 6AN8   | 6CD6Q  | 6X4      | 12B86     | 35C5   |
| 2A4F  | 6AQ5   | 6CF8   | 6X4      | 12B86     | 35L6CT |
| 3BC5  | 6A06   | 6CG7   | 6Y2C     | 12B97     | 35W4   |
| 3BM6  | 6AQ7CT | 6CL6   | 6Y2C     | 12B06     | 35Y4   |
| 3BZ6  | 6AR5   | 6CM6   | 6Z6/XXL  | 12B87     | 35Z5CT |
| 3C5B  | 6AS5   | 6CM7   | 7A2      | 12B77     | 37     |
| 3C6   | 6AT6   | 6CN7   | 7A8      | 12C45     | 39/44  |
| 3L4   | 6AT8   | 6CS6   | 7A8      | 12J5      | 42     |
| 3Q4   | 6AUGT  | 6CS6   | 7B8      | 12K7      | 42     |
| 3S4   | 6AUSG  | 6DE6   | 7E6      | 12L6      | 45     |
| 354   | 6AUS   | 6DF6   | 7E6      | 12M7      | 45     |
| 4B07A | 6AV5CT | 6HG    | 7B7      | 12Q7      | 50A5   |
| 4BZ7  | 6AV6   | 6JA    | 7B8      | 12SA7     | 50B5   |
| 5A5B  | 6AW5   | 6J5    | 7C4      | 12SC7     | 50C5   |
| 5AT8  | 6AX4GT | 6J7    | 7C5      | 12S7      | 50L6CT |
| 5AV8  | 6AX5GT | 6K6CT  | 7C6      | 12S7      | 50X6   |
| 5AW4  | 6B6    | 6K7    | 7C7      | 12SN7CT   | 56     |
| 5BK7  | 6B6    | 6K8    | 7E6      | 12S7      | 57     |
| 5J8   | 6BC5   | 6L7    | 7E7      | 12V6GT    | 58     |
| 5T8   | 6BD6   | 6N7    | 7F7      | 12W6GT    | 71A    |
| 5U4C  | 6BE6   | 6Q7    | 7F8      | 12X4      | 75     |
| 5U8   | 6BF6   | 6Q7    | 7H2      | 12Y7      | 76     |
| 5V4C  | 6BF5   | 6S4    | 7ND      | 14A7/12B7 | 77     |
| 5V6CT | 6BF6   | 6SA7   | 7Q7      | 14B6      | 78     |
|       | 6BGG   | 6SC7   | 7X7/XXFM | 14Q7      | 80     |
|       |        |        | 7Y4      | 19        | 84/6Z4 |
|       |        |        |          | 19A4CT    | 117Z6  |
|       |        |        |          |           | 117Z6  |



# Do you WISH you were EMPLOYED in ELECTRONICS?

## F.C.C. LICENSE—THE KEY TO BETTER JOBS

An F.C.C. *commercial* (not amateur) license is your ticket to higher pay and more interesting employment. This license is Federal Government evidence of your qualifications in electronics. Employers are eager to hire *licensed* technicians.

## WHICH LICENSE FOR WHICH JOB?

The **THIRD CLASS** radiotelephone license is of value primarily in that it qualifies you to take the second class examination. The scope of authority covered by a third class license is extremely limited.

The **SECOND CLASS** radiotelephone license qualifies you to install, maintain and operate most all radiotelephone equipment except commercial broadcast station equipment.

The **FIRST CLASS** radio telephone license qualifies you to install, maintain and operate every type of radiotelephone equipment (except amateur) including all radio and television stations in the United States, its territories and possessions. This is the highest class of radiotelephone license available.

## GRANTHAM TRAINING PREPARES YOU

The Grantham course covers the required subject matter completely. Even though it is planned primarily to lead directly to a first class FCC license, it does this by **TEACHING** you electronics. Some of the subjects covered in detail are: Basic Electricity for Beginners, Basic Mathematics, Ohm's and Kirchhoff's Laws, Alternating Current, Frequency and Wavelength, Inductance, Capacitance, Impedance, Resonance, Vacuum Tubes, Transistors, Basic Principles of Amplification, Classes of Amplifiers, Oscillators, Power Supplies, AM Transmitters and Receivers, FM Transmitters and Receivers, Antennas and Transmission Lines, Measuring Instruments, FCC Rules and Regulations, and extensive theory and mathematical calculations associated with all the above subjects explained simply and in detail.

## OUR GUARANTEE

If you should fail the F.C.C. exam after finishing our course, we guarantee to give additional training at **NO ADDITIONAL COST**. Read details in our free booklet.


Get  
Your First Class Commercial

# F.C.C. LICENSE QUICKLY!

## CORRESPONDENCE OR RESIDENCE CLASSES

Grantham School of Electronics specializes in F.C.C. license preparation. Correspondence training is conducted from Hollywood, Seattle, Kansas City and Washington; also, resident **DAY** and **EVENING** classes are held in all four cities. Either way, by correspondence or in resident classes, we train you quickly and well.

This booklet  
**FREE!**



This free booklet gives details of our training and explains what an F.C.C. license can do for your future.

## HERE'S PROOF...

that Grantham students prepare for F.C.C. examinations in a minimum of time. Here is a list of a few of our recent graduates, the class of license they got, and how long it took them:

|   | License | Weeks |
|---|---------|-------|
| Robert J. Conley, 129 W. 46th St., New York 36, N. Y.   | 1st     | 14    |
| W. R. Smith, 1335 E. 8th St., Long Beach, Calif.        | 1st     | 12    |
| Howard E. Martz, 301 S. Penn. St., Fairmount, Ind.      | 1st     | 24    |
| John W. Dempsey, Box 55, Rising Sun, Md.                | 1st     | 12    |
| Donald H. Ford, Hyannis Rd, Barnstable, Mass.           | 1st     | 12    |
| Richard J. Falk, 2303 Holman St., Bremerton, Wash.      | 1st     | 22    |
| Denson D. McNully, 1117 N. Houston St., Amarillo, Texas | 1st     | 9     |
| James D. Hough, 400 S. Church St., East Troy, Wis.      | 1st     | 12    |
| Doie B. Perry, Jr., Rt. #3, Zebulou, N. C.              | 1st     | 12    |
| Milton C. Gee, Rt. #1, Washington, N. J.                | 1st     | 11    |

# Grantham School of Electronics

### Hollywood Division

1505 N. Western Ave.  
Hollywood 27, Calif.  
(Phone: HO 7-7727)

### Seattle Division

408 Marlon Street  
Seattle 4, Wash.  
(Phone: MA 2-7227)

### Kansas City Division

3123 Gillham Road  
Kansas City 9, Mo.  
(Phone: JE 1-6320)

### Washington Division

821-19th Street, N. W.  
Washington 6, D. C.  
(Phone: ST 3-3614)

## MAIL COUPON TO SCHOOL NEAREST YOU

(Mail in envelope or paste on postal card)



To: **GRANTHAM SCHOOL OF ELECTRONICS**

1505 N. Western • 408 Marlon • 3123 Gillham Rd. • 821-19th, NW  
Hollywood • Seattle • Kansas City • Washington

Gentlemen:

Please send me your free booklet telling how I can get my commercial F.C.C. license quickly. I understand there is no obligation and no salesman will call.

Name \_\_\_\_\_ Age \_\_\_\_\_

Address \_\_\_\_\_

City \_\_\_\_\_ State \_\_\_\_\_

I am interested in:  Home Study,  Resident Classes 93-P

# **knight-kits**<sup>®</sup> make the **Big News...**

A PRODUCT OF ALLIED RADIO



**FREE**  
send  
for it

see them in **ALLIED'S 1960 catalog**  
THE WORLD'S LEADING ELECTRONIC SUPPLY GUIDE

See these and scores of other great **knight-kits**



**Y-731** Deluxe FM-AM Stereo Hi-Fi Tuner (Multiplex add-in) **\$87.50**  
only \$5 down



**Y-712** Custom Superhet Citizen's Band Transceiver **\$79.95**  
only \$5 down



**Y-608** Lab AC VTVM with Automatic Range Selection **\$99.50**  
only \$5 down



**Y-611** Lab DC Scope with Triggered Sweep and Plug-in Vertical Preamps (less Preamps) **\$285.00**  
only \$10 down



**Y-773** Super-Value 20-Watt Stereo Hi-Fi Amplifier **\$44.50**  
only \$2 down



**T-400** 400-Watt Transmitter (AM and SSB add-ins available) **\$395.00**  
only \$10 down



**Y-708** 1000 Ohm/Volt Pocket Volt-Ohm-Milliammeter **\$9.95**



**G-30** Amateur Grid Dip Meter (1.5-300 mc) **\$22.95**  
only \$2 down



**Y-711** Ammeter-Voltmeter for Cars and Boats **\$10.75**



there's a money-saving **knight-kit** for every need

SEE PAGE AFTER PAGE OF FASCINATING KITS, INCLUDING:

**NEW LOWEST TERMS**

Only \$5 down (or less) on orders up to \$200; up to 24 months to pay. Fast handling—no red tape.

**HI-FI KITS**

Stereo Deluxe Preamp  
60-Watt Stereo Amplifier  
Stereo Control  
25-Watt Amplifier  
18-Watt Amplifier  
12-Watt Amplifier  
FM-AM Tuner  
FM Tuner  
Speaker Systems  
and others

**HOBBYIST KITS**

"Span-Master" Receiver  
"Space-Scanner" Receiver  
"Ranger" Radios  
"Ocean Hopper" Radio  
Clock-Radio  
Radio-Intercom  
5-Transistor Portable  
2-Transistor Pocket Set  
2-Way Intercom  
Electronic Lab Kits  
Photoelectronic System,  
and many others

**INSTRUMENT KITS**

DC VTVM  
Volt-Ohm-Milliammeters  
5" Oscilloscopes  
Tube Checkers  
RF Signal Generator  
Signal Tracer  
Audio Generator  
Sweep Generator  
Battery Eliminator  
Capacity Checker  
Transistor Checker  
R/C Tester, plus many others

sold exclusively by

**ALLIED RADIO**

# the **Best News** in electronic kits for 1960

world's easiest-to-build kits

## SAVE UP TO 50%

### BUILD THE BEST



**Y-774** Deluxe 40-Watt Stereo Amplifier (with Center Channel) **\$79.50**  
only \$5 down



**R-100** Amateur Communications Receiver (Hi-gain, with built-in Q-Multiplier) **\$104.50**  
only \$5 down



**Y-713** Citizen's Band Transceiver **\$39.95**  
only \$2 down

*BEST... by Design!*



with the exclusive **knight-kit**  
**MONEY-BACK GUARANTEE**  
 KNIGHT-KITS are an exclusive product of Allied Radio. Every KNIGHT-KIT meets or exceeds published specifications, or we refund your money in full.  
**BUY ANY KNIGHT-KIT! BUILD IT!  
 IT MUST PERFORM EXACTLY AS CLAIMED  
 - OR WE REFUND YOUR MONEY!**


only **knight-kits** have  
**"CONVENIENCE ENGINEERING"**  
 for easiest building... no previous electronic experience needed

Exclusive in Knights-Kits, "convenience engineering" means special attention to every detail: resistors are carded and numbered for easy selection... all parts and hardware are packaged in clear plastic bags for easy identification... wire is pre-cut, stripped, tinned and color-coded to save time... special printed circuitry is used to eliminate complex wiring... all parts are top premium quality... you get everything—even the solder! Finally, Knight-Kit instructions are clear as crystal; step-by-step procedure and wall-sized picture diagrams make assembly a marvel of simplicity. Your final reward is proud enjoyment of the superior performance designed into your Knight-Kit.



SEE THEM HERE →

- AMATEUR KITS**  
 50-Watt Transmitter  
 Self-Powered VFO  
 100 kc Crystal Calibrator  
 RF "Z" Bridge  
 Code Practice Oscillator



**FREE** send for the value-packed  
**1960 ALLIED CATALOG**

Write for the 1960 ALLIED Catalog featuring the complete KNIGHT-KIT line—see the big news in electronic kits—get this leading Buying Guide for everything in Electronics. Send for your FREE copy.

**ALLIED RADIO CORP., Dept. 163-J9**  
 100 N. Western Ave., Chicago 80, Ill.

Send FREE 1960 ALLIED Catalog

Name \_\_\_\_\_

Address \_\_\_\_\_


City \_\_\_\_\_ Zone \_\_\_\_\_ State \_\_\_\_\_

*Pioneers in the development of the world's finest electronic kits*

**our 39th year**  
**THE WORLD'S LARGEST ELECTRONIC SUPPLY HOUSE**




*True Fidelity*



# BURGESS

Leakproof  
FLASHLIGHT BATTERIES



*America's Favorite*  
PORTABLE LIGHTS

**BURGESS BATTERY COMPANY**

FREEPORT, ILLINOIS

NIAGARA FALLS, CANADA

## Bookshelf *(Continued from page 16)*

such as virology, enzymology, cytogenics, radio-chemistry, etc. This should be a useful reference tool for those who are interested in modern-day science.



"EXPERIMENTAL MUSIC" by Hiller and Isaacson. Published by McGraw-Hill Book Co., 330 West 42nd St., New York 36, N. Y. 196 pages. \$6.00.

This is the "first book dealing with the application of scientific method to musical composition." It explains techniques used to produce music by means of electronic computers. It is not a "light" or popular treatment of the subject, but rather a scholarly exposition of the problems involved. Written by a musician and a mathematician, the book is authoritative; however, its contents can be understood fully only by a person with a solid background in both music and mathematics. If you qualify, you should find it very interesting and a worthwhile addition to your library.



"ELECTRONIC CIRCUIT THEORY" by Zimmerman and Mason. Published by John Wiley and Sons, 440 Fourth Ave., New York 16, N. Y. 564 pages. \$10.75.

An excellent guide to the understanding of the theory of circuit design, this book is very comprehensive in its scope and is generously illustrated. Since it relies heavily on mathematical equations, including calculus, it is recommended only to the engineer or the engineering student.



"THE SOUND OF HIGH FIDELITY" by Jordan and Cunningham. Published by the Windsor Press, 200 East Ontario St., Chicago 11, Ill. 208 pages. \$3.95.

Of all the many books that have been published about high fidelity, this is one of the very best. It is interestingly and authoritatively written, attractively designed, and surprisingly comprehensive in view of its necessarily limited size. Included are clear explanations of almost every facet of hi-fi. It is an especially good choice for the beginner because it also includes clear and concise explanations of the principles of



NOT USED, NOT PULLED OUT OF OLD SETS

# Brand New TUBES

BETTER THAN 70% OFF!



and RAD-TEL'S FIRST QUALITY!  
REMEMBER ... ALL RAD-TEL TUBES  
 GUARANTEED ONE FULL YEAR

Rad-Tel — Suppliers In Mail Order For Over 10 Years!

| Type  | Price | Type  | Price | Type   | Price | Type   | Price | Type   | Price | Type    | Price | Type    | Price |
|-------|-------|-------|-------|--------|-------|--------|-------|--------|-------|---------|-------|---------|-------|
| 1AX2  | .62   | 5AM8  | .79   | 6AM8   | .78   | 6BQ5   | .65   | 6DT6   | .53   | 12AQ5   | .52   | 12L6    | .58   |
| 1B3GT | .79   | 5AN8  | .86   | 6AN8   | .85   | 6BQ6GT | 1.05  | 6J5GT  | .51   | 12AT6   | .43   | 12SA7M  | .86   |
| 155   | .51   | 5AQ5  | .52   | 6AQ5   | .50   | 6B7    | .95   | 6J6    | .67   | 12AT7   | .76   | 12SK7GT |       |
| 1U4   | .57   | 5AT8  | .80   | 6AT6   | .43   | 6BQ7   | .95   | 6K6GT  | .58   | 12AU6   | .50   |         | .74   |
| 1U5   | .50   | 5BK7A | .82   | 6AT8   | .79   | 6BR8   | .78   | 6L6    | .84   | 12AU7   | .60   | 12SN7GT |       |
| 1X2B  | .82   | 5BQ7  | .97   | 6AU4GT | .82   | 6BY6   | .54   | 654    | .48   | 12AV6   | .41   |         | .64   |
| 2AF4  | .96   | 5CG8  | .76   | 6AU6   | .50   | 6BZ6   | .54   | 6X4    | .39   | 12AV7   | .75   | 12V6GT  | .53   |
| 2BN4  | .60   | 5CL8  | .76   | 6AU8   | .87   | 6BZ7   | .97   | 6X8    | .77   | 12AX7   | .63   | 12W6    | .69   |
| 3A15  | .42   | 5J6   | .68   | 6C4    | .43   | 6C4    | .43   | 6Y6G   | .65   | 12A27   | .86   | 17AX4   | .67   |
| 3AU6  | .51   | 5T8   | .81   | 6AV6   | .40   | 6CB6   | .54   | 8AU8   | .83   | 12B4    | .63   | 17BQ6   | 1.09  |
| 3AV6  | .41   | 5U4GB | .60   | 6BA6   | .49   | 6CD6   | 1.42  | 8AW8   | .93   | 12BD6   | .50   | 19AU4   | .83   |
| 3BZ6  | .55   | 5U8   | .81   | 6BC5   | .54   | 6CF6   | .64   | 11CY7  | .75   | 12BE6   | .53   | 50C5    | .53   |
| 3BY6  | .55   | 5V6   | .56   | 6BD6   | .51   | 6CF7   | .60   | 12A4   | .60   | 12BH7   | .73   | 50L6GT  | .61   |
| 3CB6  | .54   | 5X8   | .78   | 6BE6   | .55   | 6CG8   | .77   | 12AD6  | .57   | 12BQ6GT |       |         |       |
| 3CF6  | .60   | 5Y3GT | .46   | 6BF6   | .44   | 6CM7   | .66   | 12AF6  | .49   |         | 1.06  |         |       |
| 3DT6  | .50   | 6AB4  | .46   | 6BG6G  | 1.66  | 6CN7   | .65   | 65K7GT | .74   | 12BY7   | .74   |         |       |
| 3V4   | .58   | 6AC7M | .96   | 6BH8   | .87   | 6CS6   | .57   | 65N7GT | .65   | 12C5    | .56   |         |       |
| 4BN6  | .75   | 6AF4  | .97   | 6BK7   | .85   | 6CU6   | 1.08  | 6T4    | .99   | 12CU5   | .58   |         |       |
| 4BQ7  | .96   | 6AG5  | .63   | 6BN4   | .57   | 6CY7   | .71   | 6T8    | .80   | 12CU6   | 1.06  |         |       |
| 4DT6  | .55   | 6AH6  | .99   | 6BN6   | .74   | 6DE6   | .58   | 6U8    | .78   | 12DQ6   | 1.04  |         |       |
| 4BZ7  | .96   | 6AK5  | .95   | 6BQ/   |       | 6DG6GT | .59   | 6V6GT  | .54   | 12F8    | .66   |         |       |
| 4CB6  | .59   | 6AL5  | .47   | CU6    | 1.25  | 6DQ6   | 1.10  | 6W4GT  | .57   | 12K5    | .65   |         |       |
|       |       |       |       |        |       |        |       | 6W6GT  | .69   |         |       |         |       |

Ask For Types Not Listed  
 SEND FOR NEW FREE BROCHURE OF TUBES AND PARTS

USE THIS AD AS YOUR ORDER BLANK

CONVERT YOUR PRESENT SYSTEM TO STEREO!




RCA RS-151B Hi-Fi Amplifier

• For Stereo System • 3 Stages to Audio Amplification; Push-Pull Output • 4 Inputs—tuner, phono, tape, left or right channel of stereo system • Front Panel Control • Separate Bass, Treble and Loudness Control • Negative Feedback.  
 10 Watts with less than 1 1/2% distortion.  
 15W maximum. Frequency response 45 to 20,000 cycles. 2—6CG7; 2—6V6; 1—5Y3.

Below Dist. Cost Complete \$2295 ea. Lots of 3 \$2095 ea.

ELECTROSTATIC 3 ELEMENT TWEETER\*



First time at this low price \$24.95 ea.

- Built-in Crossover Network
- Wide 120° Dispersion Angle
- Built-in AC Power Supply
- Improves Any Speaker System

Rated better than units costing 2, 3 times more. Connects easily to any speaker system.  
 MAHOGANY □ WALNUT □ BLONDE □  
 With attractive plastic grilles. Size 1 1/8 x 6 x 4 1/2. Shpg. wt. 7 lbs.  
 ACCESSORIES RECOMMENDED AND AVAILABLE  
 \* Imp. from Japan.

# RAD-TEL TUBE CO.

Est. 1945 55 Chambers Street Newark 5, N. J. Mitchell 2-3147

Not Affiliated With Any Other Mail Order Tube Co.

TERMS: 25% dep. must accompany all orders — bal. C.O.D. All shipments F.O.B. Newark warehouse. NO HANDLING CHARGE WITH THIS AD. Subject to prior sale. No C.O.D.'s outside continental U.S.A.

## Bookshelf (Continued from page 20)

basic electronics that underlie top-grade hi-fi performance. This book is very highly recommended both to the neophyte and the expert.



**"SERVICING TRANSISTOR RADIOS: Vol. 3"** published by Howard W. Sams and Co., Inc., 2201 East 46th St., Indianapolis 6, Ind. 160 pages. Soft cover. \$2.95.

An informative volume on the repair of transistor radios, this book covers the late models of 23 manufacturers. Use of the well-known "Photofact" technique—photographs, schematics, parts lists and alignment instructions—makes the presentation crystal-clear. Included is a brief but helpful section on transistor circuit theory. Highly recommended.

### Free Literature Roundup

Two new catalogs are available from Electro-Voice, Inc., Buchanan, Mich. Catalog 134 is a colorful and attractive 26-page

guide to hi-fi equipment; it also contains an introduction to stereophonic sound and illustrates proper placement of stereo speaker systems. Catalogue 120A is a descriptive guide to E-V professional microphones and contains photographs, response curves, polar patterns, wiring diagrams, and other specifications for the complete E-V microphone line.

An entire series of science materials for use in teaching science to the younger set is described in an attractive 36-page catalog available from Science Materials Center, 59 Fourth Ave., Dept. M-4, New York 3, N. Y. The educational and instructional material covers such fields as electronics, electricity, physics, mechanics, engineering, radiation detection, and others.

"Facts About Storage Batteries" is the title of an interesting and informative 32-page booklet published by Exide Automotive Division, P. O. Box QB 6266, Cleveland 1, Ohio. It covers car, tractor and boat batteries, with explanations of how they work and how to get the maximum amount of service from them.

-30-

## NOW YOU CAN SECURE A HIGH SALARIED • TOP PRESTIGE CAREER IN ELECTRONICS IN ONLY ONE YEAR!

**ELECTRONICS** is the fastest growing industry in America today, creating unlimited opportunities for high salaries, with rapid advancement in **INDUSTRY AND THE ARMED FORCES** for Bailey Trained electronic engineering technicians.

**LARGE CORPORATIONS** from coast to coast, and **BRANCHES OF THE ARMED FORCES** send recruiters to visit each graduating class at Bailey Tech, offering unusually high starting salaries.

**BAILEY GRADUATES ARE BEING HIRED** for such fascinating and interesting work as technical salesmen, research and development of guided missiles, electronic business machines and automatically controlled manufacturing plants, etc., also good **RATINGS IN THE ARMED FORCES**.

**UP TO SEVEN TECHNICIANS** are needed for every engineer... this, plus superior training is why Bailey Graduates are being paid more to start, and are advancing more rapidly than many men who have spent four years in training.

Resident training is easier and costs less than you may think! We provide housing and part-time jobs while in school, plus free nationwide employment service for graduates. If you want to quickly enter America's fastest growing and most exciting industry, write for free booklet... no obligation.

**VETERAN APPROVED**

## BAILEY TECHNICAL SCHOOLS

1625 S. Grand • St. Louis 4, Mo.



This Minneapolis-Honeywell system controls hundreds of automatic manufacturing operations. Experience on live equipment is emphasized at Bailey and is another reason for the tremendous backlog of high pay positions waiting **BAILEY GRADUATES**.

### MAIL TODAY

Please mail immediately this free booklet without obligation

Name \_\_\_\_\_

Address \_\_\_\_\_

City \_\_\_\_\_ State \_\_\_\_\_



**JUST IMPORTED  
FROM ITALY!**

# WORLD'S FIRST PERSONAL SIZE DESK MODEL ADDING MACHINE!

**Amazing Little Machine With Spinning Wheels and Trip Mechanism Adds Up To 9,999,999... Automatically!**

Not a flat, vest pocket adder—not a gadget—no bewildering instructions to follow. Here for the first time is a real desk-type adding machine that works on the same scientific principle as electric office computing machines... but without electricity! It adds up bank statements, sales slips, inventories, expense accounts, super-market tapes, budgets, any adding job you have... within seconds of every \$200.00 office adding machine! And then, this amazing machine clears itself with just a flick of your finger on the clearing bar. Yes! Instantly all the wheels inside spin back to normal—7 zeros flash into the easy-torn answer windows—and it is ready for the next time saving, money saving adding job!

**END MENTAL ADDING—**

**FOREIGN**  
No more adding figures in your head... scribbling numbers on paper... making mistakes that cost you time... and cost you money! Simply press the numbers down on this wonder-working little machine. The automatic trip wheel mechanism never makes a mistake. The total appears in big, clear, easy to read numbers in the answer windows—**INSTANTLY and AUTOMATICALLY!** It keeps you within your budget... keeps you from overspending... protects you from the mistakes companies—your banks... often make... add all the figures for your income tax... add up stock dividends... checks expense accounts... plus a thousand other adding chores... and pays for itself a hundred times over in the money you save.

**AN ITALIAN INVENTION**

An eminent inventor in Italy discovered the secret of the fool-proof, non-electric, spinning-wheel adding mechanism inside this machine. He had been trying for years to develop a real adding machine at a price for everyone... even in war-torn Europe. NOT another flat pocket adder that requires you to read long instructions before you can begin to operate it. Instead... he wanted a real, desk type adding machine... that anyone could operate, even a child... that would be automatic... fool proof... and, above all, within the pocket-book of everyone! He found the answer after studying the spinning wheels inside electric computing machines. He came upon a way to let a person's hand supply the "power" to the wheels... instead of electricity! Just imagine! He invented an adding machine designed so that the gentlest touch makes the wheels inside turn! After one complete turn... the first

wheel automatically trips the next wheel... just like \$200.00 electric machines! Nothing to remember. Nothing to do but press down the numbers to be added. Everything else automatic! When the Italians... famous for smaller automobiles and smaller motorcycles... started manufacturing this revolutionary new smaller, non-electric adding machine, offices and individuals in Rome, Venice, Florence tried it. **WHAT ACCLAIM IT MET WITH!** Everywhere it added the longest columns of figures within seconds of the speed of electric machines. Giant companies gave it to secretaries... officers, salesmen. Efficiency of entire companies improved. Mistakes were cut down.

And from individuals came even more glowing stories. Instantly adding became a pleasure instead of an aggravating chore. Households became better managed. Bills stuck to... bills checked... mountains of figures added in no time... mistakes a thing of the past! And when this remarkable adding machine was imported to this country, the acclaim was just as great! For here at last was what every home... every office... every store has been waiting for. The perfect, small, easy to use, automatic, desk model adding machine in beautiful silver tone and blue finish, with big, easy to read numbers... and at a price so incredibly low that not a family or store or office can afford to be without it!

**FREE TRIAL OFFER**

How would you like to try this amazing new gleaming metal adding machine in your home, your office or your store entirely without risking a penny? We want you to actually test it against automatic, electric adding machines. Compare it for speed, ease of use and accuracy. You must agree that it is almost as fast... and just as easy to use... you must agree that it will save you endless time, trouble, mistakes and money every week... or it won't cost you a penny. Just push the numbers down. See how the most gentle pressure of your hand turns the wheels inside. See how it adds up to 9,999,999 automatically. And see how just a flick of the clearing bar on the side makes the numbers inside the answer window all whirl back to seven zeros... instantly! Put this amazing adding machine on your desk. See how instead of being too busy to add... or in too much of a hurry to be bothered with a complicated pocket adder... from now on you will check every calculation... check all your bills, statements, estimates, inven-

tories, budgets, reports... each in seconds... and never make costly mistakes again! If you are in business, see how this precision adding machine will save you its unbelievable low price a hundred times over. Give one to every secretary, every clerk, every person who ever adds. See how it cuts out trips to your book-keeper, saves time, improves the efficiency of your entire company. You must be convinced that ADDIPRESTO is one of the most valuable and useful inventions you ever used or it won't cost you a penny.

Supply Still Very Limited  
Mail Free Trial Coupon  
**TODAY**

Yes, it is impossible for you to appreciate the beauty, speed and efficiency of ADDIPRESTO until you actually see it and use it. Let us send it to you for our week's completely free trial.

The price of ADDIPRESTO is only \$14.95. Remember, it is a real adding machine with spinning wheels and automatic mechanism... the same type as \$200.00 office computing machines. But ADDIPRESTO works from the pressure of your hand without electricity! It will save you its remarkable low cost many times over. Because you will USE it... over and over... day after day. Don't confuse it with flat, hard to use, complicated pocket adders.

However, the supply of genuine ADDIPRESTO machines is strictly limited. The factory in Europe cannot meet the demand. You must mail the free trial coupon below at once. ADDIPRESTO is not yet sold in stores. Act now and get yours by mail.

ADDIPRESTO is shipped with protective plastic cover and **GUARANTEE CERTIFICATE.**



**FOR THE FIRST TIME**  
—Your Own Personal Desk Model Automatic Adding Machine!  
Now you can keep ADDIPRESTO on your desk at home or office and never add anything in your head again. In SECONDS... perform almost any adding chore. No more costly mistakes. ADDIPRESTO's spinning wheels and computer type mechanism do the "figuring" automatically!

**GUARANTEE**  
This original ADDIPRESTO is precision-made from the finest quality materials and will give you a lifetime of accurate, effective performance. Unconditionally Guaranteed against defects in material or workmanship.

**PROVEN IN USE**  
Don't confuse this desk-model real adding machine with flat pocket adders. ADDIPRESTO is used by offices, stores, institutions for adding jobs that demand true speed and accuracy. Used by giant corporations. Saves time, saves mental work, saves money. A real adding machine.

**MAIL THIS NO-RISK TRIAL COUPON**

**AGENTS! SALESMEN!**  
**THE BIGGEST MONEY-MAKER YOU HAVE EVER KNOWN!**

ADDIPRESTO is the greatest goldmine you ever saw. Simply show this beautiful, gleaming metal adding machine with spinning wheels and automatic trip mechanism... the same type as \$200.00 electric computers. Then make this eye-opening demonstration: add a 6-INCH LONG COLUMN OF FIGURES IN 30 SECONDS! After that there's no selling... no arguing. You can't keep people from buying! It's true. 8 out of 10 sales is nothing. Every home, every office, every store needs it. Send for yours today and get started to make big money you have ever known. There is no competition. There is no other machine like ADDIPRESTO.  
**MAIL COUPON NOW!**



OLIVER GARFIELD CO., INC., Dept. PE-99  
108 E. 16th St.  
New York 3, N. Y.

Yes, I want to try ADDIPRESTO, the new Italian Office Type Adding Machine. I will use the machine for one week without risk to me. It must be everything you say it is or I may return it and you will refund my money at once, no questions asked, and I will have used the machine entirely free.

I enclose \$14.95 (check or money order) as payment in full. This way I save over \$1.00 in postage and handling charges. Same guarantee... same 7-day FREE trial.

You may bill me for \$14.95 (plus postage and handling) after my 7-day FREE trial period.

NAME.....

ADDRESS.....


CITY..... ZONE..... STATE.....

QUANTITY BUYERS SAVE! 2 Machines only \$13.95 each.  
3 to 5 Machines only \$12.95 each.

## NEW 2-WAY CITIZEN'S BAND RADIO-TELEPHONE KIT

11-METER  
TRANSCIVER

**\$39<sup>95</sup>**  
Complete Kit



Completely Tested  
and Approved

### CHECK THESE "EXCLUSIVE" FEATURES

- ✓ Complete as Shown with All Tubes and Parts
- ✓ Sockets and Small Parts Riveted to Chassis
- ✓ Transmitting Crystal
- ✓ Hi-Gain Crystal Mike
- ✓ Coaxial Connector Mounted on Chassis
- ✓ 25-ft. of RG58U Included for Your Antenna
- ✓ Tunable Receiver
- ✓ Operates 110V-AC
- ✓ Punched Chassis
- ✓ Modulation Indicator
- ✓ Full 5-Watt Input
- ✓ Silver Slug Shielded Coils

Complete Diagram Furnished  
GROUND PLANE ANTENNA KIT \$19.95

**DON'T WAIT! ORDER YOURS NOW!**

Phone TYler 8-9400  
**HERSHEL  
RADIO CO.**

5249 GRAND RIVER Detroit 8, Michigan

TERMS: Cash  
with Order  
or 25% Down,  
BALANCE C.O.D.  
ALL PRICES  
F.O.B. DETROIT




"Stop playing your pancakes and start eating them, or I'll take away that Jensen Cartridge!"

## NEW products

### FM TUNER KIT

Heath's Model FM-4 high-fidelity FM tuner kit features 2.5-microvolt sensitivity, automatic frequency control with defeat switch, and flywheel tuning. In addition to the normal audio output, a multiplex output is provided for use with a multiplex adapter. Ease of construction is assured by



prealigned i.f. transformers and a prewired, prealigned tuning unit. \$34.95. (Heath Company, Benton Harbor, Mich.)

### PROMOTIONAL TAPE OFFER

For the price of two 7" reels of unrecorded Audiotape #1251 plus \$1.00, you receive a duo-pack which includes one reel of blank Audiotape plus one 7" reel of "Blood and Thunder Classics." This special stereo tape offer is being made by *Audio Devices, Inc.*, 444 Madison Ave., New York 22, N. Y. The prerecorded stereo reel includes Tchaikovsky's "Russian Dance" from the *Nutcracker Suite*, Sibelius' *Finlandia*, de Falla's "Dance of Terror" and "Ritual Fire Dance" from *El Amor Brujo*, Katchaturian's "Saber Dance," Stravinski's *Fire Bird Suite*, and other selections. The stereo program time is 30 minutes. A mono version, with one hour of music, is also available.

### CITIZENS BAND TRANSCIVER

The CD-5 "Citi-fone" five-channel transceiver for operation on the new Class "D" Citizens Band has been announced by *Multi-Products Co.*, 21470 Coolidge Highway, Oak Park 37, Mich. The transmitter section is rated at 5 watts input, is AM-modulated, and comes complete with

**GREATEST  
ADVANCE IN  
SHOP-METHOD  
HOME TRAINING**

# EARN MORE MONEY...GET INTO TELEVISION ELECTRONICS-RADIO

**Learn ALL 8 PHASES in ONE MODERN HOME-STUDY COURSE**  
At Home - In Spare Time

## YOU GET ALL THIS NEWEST PRACTICAL EQUIPMENT

- Parts to build a modern TV set, including all tubes plus a large screen Picture Tube
- Parts to build a powerful Superhet Receiver, standard broadcast and short wave
- Parts to conduct many experiments and build Continuity Checker, RF Oscillator, TV Circuits, Audio Oscillator, TRF Receiver, Signal Generator
- A Valuable Professional Multitester



**19 BIG KITS  
YOURS TO KEEP**

## YOUR NATIONAL SCHOOLS TELERAMA COURSE COVERS ALL 8 PHASES

- |                                    |                                |
|------------------------------------|--------------------------------|
| 1. TELEVISION, INCLUDING COLOR TV  | 5. PREPARATION FOR FCC LICENSE |
| 2. RADIO, FM AND AM                | 6. AUTOMATION                  |
| 3. INDUSTRIAL ELECTRONICS          | 7. RADAR AND MICRO WAVES       |
| 4. SOUND RECORDING AND HI FIDELITY | 8. COMMUNICATIONS              |

**YOU ARE NEEDED IN THE TELEVISION-ELECTRONICS-RADIO INDUSTRY!** You can build a secure future for yourself if you get into Electronics NOW! Today's shortage of trained technicians creates tremendous opportunities. National Schools Shop-Method trained technicians are in constant and growing demand for high-pay jobs in Broadcasting and Communications, Electronic Research, Servicing and Repair, and many other branches.

Let National Schools, a Resident Technical School for over 50 years train you for today's unlimited opportunities in electronics! Our Shop Method trains you to be a MASTER-TECHNICIAN. Completely up to date, developed by experienced instructors and engineers, your Telerama Course will teach you all phases of the industry quickly, clearly and correctly. You can master the most modern projects, such as Color TV, printed circuits - even prepare for FCC License without taking a special

course. You can handle sales, servicing, manufacturing, or make good money in your own business. SEND FOR FACTS TODAY!

**EARN AS YOU LEARN.** Many of our students earn their entire tuition and more in Spare Time jobs we show them how to do while learning.

**YOU GET EVERYTHING YOU NEED** - Clear, profusely illustrated lessons, shop-tested manuals, modern circuit diagrams, practical job projects - all the valuable equipment shown above

- many other materials and services - consultation privilege with our qualified staff, and Graduate Employment Service. EVERYTHING YOU NEED for outstanding success in Electronics.

### RESIDENT TRAINING AT LOS ANGELES

If you wish to take your training in our Resident School at Los Angeles, the world's TV capital, start NOW in our big, modern Shops, Labs and Radio-TV Studios. Here you work with latest Electronic equipment - professionally installed - finest, most complete facilities offered by any school. Expert, friendly instructors. Personal attention. Graduate Employment Service. Help in finding home near school - and part time job while you learn. Check box in coupon for full information.



**FREE!** Fully illustrated "Career" Book in TV-Radio-Electronics. PLUS actual sample lesson - yours at no cost, no obligation. CLIP COUPON NOW... MAIL IT TODAY!

## APPROVED FOR G. I. TRAINING NATIONAL SCHOOLS

4000 S. FIGUEROA ST., LOS ANGELES 37, CALIF.

## NATIONAL SCHOOLS

TECHNICAL TRADE TRAINING SINCE 1905  
LOS ANGELES 37, CALIFORNIA

GET FAST SERVICE - MAIL NOW TO

NATIONAL SCHOOLS, DEPT. R2G-99

4000 S. FIGUEROA ST.

LOS ANGELES 37, CALIF.

Rush free TV-Radio "Opportunity" Book and sample lesson. No salesman will call.

NAME \_\_\_\_\_ AGE \_\_\_\_\_

ADDRESS \_\_\_\_\_

CITY \_\_\_\_\_ ZONE \_\_\_\_\_ STATE \_\_\_\_\_

Check if interested ONLY in Resident School training at Los Angeles. VETERANS: Give date of Discharge \_\_\_\_\_



**KIT:** HSK33 turntable, 49.50; SAK 12 12" tone arm, 23.95; TBA base, 17.95.



... there's only one choice you need to make




**DELUXE ASSEMBLED:** 33H turntable, 79.50; 212-SX tone arm, 34.00; 33C base, 23.95.

If you have decided to go *real* hi-fi and want the security of professional playing equipment, then naturally you'll step up to a GRAY turntable and arm combination.

Whether you choose the custom deluxe factory assembled units or the economical precision kits, you get all the engineering extras exclusive with GRAY.

GRAY stands for superb engineering and highest value for those who need the best.

exclusive GRAY features



GRAY Hysteresis Bell Drive



Oversized platter and bearing assembly


**GRAY** High Fidelity Division

DEPT. P, 16 ARBOR ST., HARTFORD 1, CONN.

## products

(Continued from page 24)


crystals for one channel. Features include a squelch control and noise limiter. A



ceramic-type crystal microphone is provided as well as license application Form 505. Price, \$124.50.

### MAGNETIC STEREO CARTRIDGES

Two additions to the *G.E.* line of stereo cartridges have been announced recently. The VR-225 is a variable reluctance design with a 0.5-mil diamond stylus for use with professional turntable systems. Frequency response is from 20 to 20,000 cps  $\pm 3$  db, and channel separation is up to 30 db. Lateral compliance is  $4 \times 10^{-6}$  cm/dyne, vertical



compliance  $2.5 \times 10^{-6}$  cm/dyne. Price, \$27.95.

The VR-227 is similar to the VR-225 but has a 0.7-mil diamond stylus and is for use with record changers. Frequency response is from 20 to 17,000 cps  $\pm 3$  db. Lateral compliance is  $3 \times 10^{-6}$  cm/dyne, vertical compliance  $2 \times 10^{-6}$  cm/dyne. Price, \$24.95. (*General Electric Specialty Electronic Components Dept., West Genesee St., Auburn, N. Y.*)

### HANDY WIRE CUTTER

The "Little Snipper," manufactured by *E. V. Nielsen, Inc., 575 Hope St., P. O. Box*

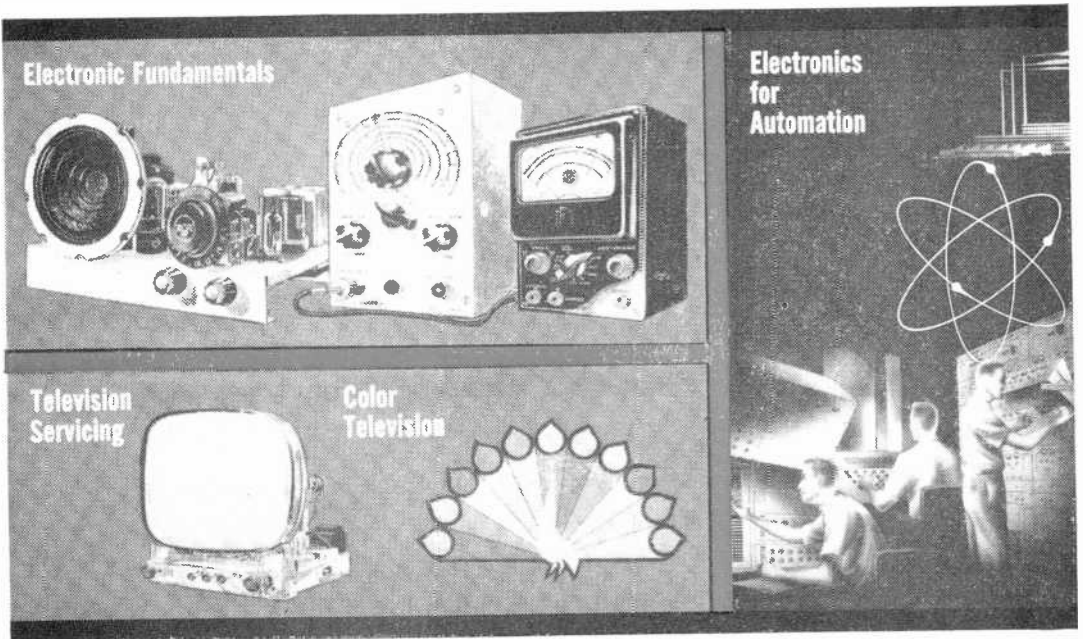


# LET RCA TRAIN YOU IN ELECTRONICS

*RCA Institutes celebrates Fifty Years of Electronic Training by introducing its newest Home Study Course...*

## *ELECTRONICS FOR AUTOMATION*

... Now you have four comprehensive courses for your electronic training... from basic electronic theory to the more advanced principles of color TV and Automation.



Send for our 64 page Home Study Catalog

**FREE!**



RESIDENT SCHOOL offers Technical Institute and Vocational School Courses in Electronics. Day and Evening classes start 4 times each year. Resident School Catalog sent free on request.

Practical work with the very first lesson. Pay-as-you-learn. You need pay for only one study group at a time.

**RCA INSTITUTES, Inc.** Home Study School, Dept. PE-99

A Service of Radio Corporation of America  
350 West Fourth Street, New York 14, N. Y.

Without obligation, send me the FREE catalog of Home Study Courses. No salesman will call.

Name ..... Please print

Address .....

City ..... Zone ..... State .....


Korean Vets! Enter Discharge Date: .....

**CANADIANS** — Take advantage of these same RCA courses at no additional cost. No postage, no customs, no delay. Send coupon to: RCA Victor Company, Ltd., 5001 Cote de Liesse Rd., Montreal 9, Quebec  
To save time, paste coupon on postcard.

# products

(Continued from page 26)

383, Glenbrook Station, Stamford, Conn., is easy to use, reaches into tight spots, and doubles as a pick-up pincers. It cuts steel wire in the smaller gauges and copper up to #12. The "Little Snipper" comes in standard lengths ranging from 2 to 18 inches; most popular are the 4" model at \$4.25 and




the 6" model at \$4.50. For prices on other lengths and further information, write to the manufacturer.

## STEREO AMP/PREAMP

Sherwood Electronic Laboratories, Inc., 4300 N. California Ave., Chicago 18, Ill., has announced a 36-watt add-on basic amplifier

and stereo preamp to convert monophonic systems to stereo. Among the controls on the S-4400 are a presence-rise switch, phono scratch and rumble filter switch, "center-



set" loudness control, tape monitor switch, and an output tube balance control. Control features essential to stereo operation include the dual loudness control, stereo normal/reverse switch, and phase-reversal switch. Frequency response at 36 watts is 20 cps.  $\pm 1\frac{1}{2}$  db. Price, \$159.50.

## WALL-HUNG FOLDING TABLE

Do-it-yourself'ers can now make a convenient wall-hung table that folds flat against the wall when not in use. It can be done in minutes simply by attaching any counter top material to a pair of "Droptop" folding wall brackets. These

VIDEO ELECTRIC COMPANY says: DOWN WITH RISING COSTS OF ELECTRON TUBES

## OVER ONE MILLION USED TUBES TO SELECT FROM

only **40¢** each FOR ANY TUBE

WE HAVE OVER 1000 USED TV SETS

At All Times In Our Huge Warehouse Buy one or more of these WORKING TVs to sell or use as your own second set! All sets in GOOD WORKING condition! Your Choice—Console or Table Model

|                 |                 |
|-----------------|-----------------|
| 10" ... \$23.00 | 17" ... \$46.00 |
| 12" ... \$28.00 | 19" ... \$58.00 |
| 14" ... \$33.00 | 20" ... \$64.00 |
| 16" ... \$40.00 | 21" ... \$72.00 |
| 24" ... \$99.00 |                 |

When ordering TVs, state whether table model or console is desired. Also, preference on make of set. All TVs sent railway express F.O.B. Newark. On any quantity, WIRE or CALL today!

**\$37.00** PER HUNDRED

**FREE** Bonus Antenna Given with Any TV Set Order!!

**FREE** RCA "Cheater" Cord Given with Any Tube Order of \$7.00 or More!!

SEND for our FREE complete TUBE & PARTS LIST and order blank.

Each and every tube is tested by our supplier under actual operating conditions in Radio, FM, Hi-Fi, Industrial Equipment and Television Chassis or Intricate Testing Equipment for Mutual Conductance and Life Test.

Below is a Partial List of over Three Hundred Popular Types! Write for Free Complete List and Order Blank!

|        |       |        |      |     |         |
|--------|-------|--------|------|-----|---------|
| 6AV5GT | 0A2   | 5AR4GT | 6AC5 | 6L7 | 19      |
| 6AV6   | 0B2   | 6BC7   | 6AC7 | 6N7 | 19AUGAT |
| 6AW6   | 02A   | 6BR7   | 6AC8 | 6N7 | 19BUCAT |
| 6AX1GT | 1ASCT | 6BR8   | 6AC9 | 6Q7 | 19C     |
| 6B5CT  | 1A7GT | 6BR9   | 6AD6 | 6R5 | 727/AFM |
| 6B6C   | 1B1GT | 6C8    | 6B8  | 6R5 | 1916    |
| 6B8    | 1C1GT | 6C9    | 6B8  | 6R5 | 1916    |
| 6B9    | 1C2GT | 6C9    | 6B8  | 6R5 | 28A     |
| 6B9    | 1C3GT | 6C9    | 6B8  | 6R5 | 28A4    |
| 6B9    | 1C4GT | 6C9    | 6B8  | 6R5 | 28A4    |
| 6B9    | 1C5GT | 6C9    | 6B8  | 6R5 | 28A4    |
| 6B9    | 1C6GT | 6C9    | 6B8  | 6R5 | 28A4    |
| 6B9    | 1C7GT | 6C9    | 6B8  | 6R5 | 28A4    |
| 6B9    | 1C8GT | 6C9    | 6B8  | 6R5 | 28A4    |
| 6B9    | 1C9GT | 6C9    | 6B8  | 6R5 | 28A4    |
| 6B9    | 1D1GT | 6C9    | 6B8  | 6R5 | 28A4    |
| 6B9    | 1D2GT | 6C9    | 6B8  | 6R5 | 28A4    |
| 6B9    | 1D3GT | 6C9    | 6B8  | 6R5 | 28A4    |
| 6B9    | 1D4GT | 6C9    | 6B8  | 6R5 | 28A4    |
| 6B9    | 1D5GT | 6C9    | 6B8  | 6R5 | 28A4    |
| 6B9    | 1D6GT | 6C9    | 6B8  | 6R5 | 28A4    |
| 6B9    | 1D7GT | 6C9    | 6B8  | 6R5 | 28A4    |
| 6B9    | 1D8GT | 6C9    | 6B8  | 6R5 | 28A4    |
| 6B9    | 1D9GT | 6C9    | 6B8  | 6R5 | 28A4    |
| 6B9    | 1E1GT | 6C9    | 6B8  | 6R5 | 28A4    |
| 6B9    | 1E2GT | 6C9    | 6B8  | 6R5 | 28A4    |
| 6B9    | 1E3GT | 6C9    | 6B8  | 6R5 | 28A4    |
| 6B9    | 1E4GT | 6C9    | 6B8  | 6R5 | 28A4    |
| 6B9    | 1E5GT | 6C9    | 6B8  | 6R5 | 28A4    |
| 6B9    | 1E6GT | 6C9    | 6B8  | 6R5 | 28A4    |
| 6B9    | 1E7GT | 6C9    | 6B8  | 6R5 | 28A4    |
| 6B9    | 1E8GT | 6C9    | 6B8  | 6R5 | 28A4    |
| 6B9    | 1E9GT | 6C9    | 6B8  | 6R5 | 28A4    |
| 6B9    | 1F1GT | 6C9    | 6B8  | 6R5 | 28A4    |
| 6B9    | 1F2GT | 6C9    | 6B8  | 6R5 | 28A4    |
| 6B9    | 1F3GT | 6C9    | 6B8  | 6R5 | 28A4    |
| 6B9    | 1F4GT | 6C9    | 6B8  | 6R5 | 28A4    |
| 6B9    | 1F5GT | 6C9    | 6B8  | 6R5 | 28A4    |
| 6B9    | 1F6GT | 6C9    | 6B8  | 6R5 | 28A4    |
| 6B9    | 1F7GT | 6C9    | 6B8  | 6R5 | 28A4    |
| 6B9    | 1F8GT | 6C9    | 6B8  | 6R5 | 28A4    |
| 6B9    | 1F9GT | 6C9    | 6B8  | 6R5 | 28A4    |
| 6B9    | 1G1GT | 6C9    | 6B8  | 6R5 | 28A4    |
| 6B9    | 1G2GT | 6C9    | 6B8  | 6R5 | 28A4    |
| 6B9    | 1G3GT | 6C9    | 6B8  | 6R5 | 28A4    |
| 6B9    | 1G4GT | 6C9    | 6B8  | 6R5 | 28A4    |
| 6B9    | 1G5GT | 6C9    | 6B8  | 6R5 | 28A4    |
| 6B9    | 1G6GT | 6C9    | 6B8  | 6R5 | 28A4    |
| 6B9    | 1G7GT | 6C9    | 6B8  | 6R5 | 28A4    |
| 6B9    | 1G8GT | 6C9    | 6B8  | 6R5 | 28A4    |
| 6B9    | 1G9GT | 6C9    | 6B8  | 6R5 | 28A4    |
| 6B9    | 1H1GT | 6C9    | 6B8  | 6R5 | 28A4    |
| 6B9    | 1H2GT | 6C9    | 6B8  | 6R5 | 28A4    |
| 6B9    | 1H3GT | 6C9    | 6B8  | 6R5 | 28A4    |
| 6B9    | 1H4GT | 6C9    | 6B8  | 6R5 | 28A4    |
| 6B9    | 1H5GT | 6C9    | 6B8  | 6R5 | 28A4    |
| 6B9    | 1H6GT | 6C9    | 6B8  | 6R5 | 28A4    |
| 6B9    | 1H7GT | 6C9    | 6B8  | 6R5 | 28A4    |
| 6B9    | 1H8GT | 6C9    | 6B8  | 6R5 | 28A4    |
| 6B9    | 1H9GT | 6C9    | 6B8  | 6R5 | 28A4    |
| 6B9    | 1I1GT | 6C9    | 6B8  | 6R5 | 28A4    |
| 6B9    | 1I2GT | 6C9    | 6B8  | 6R5 | 28A4    |
| 6B9    | 1I3GT | 6C9    | 6B8  | 6R5 | 28A4    |
| 6B9    | 1I4GT | 6C9    | 6B8  | 6R5 | 28A4    |
| 6B9    | 1I5GT | 6C9    | 6B8  | 6R5 | 28A4    |
| 6B9    | 1I6GT | 6C9    | 6B8  | 6R5 | 28A4    |
| 6B9    | 1I7GT | 6C9    | 6B8  | 6R5 | 28A4    |
| 6B9    | 1I8GT | 6C9    | 6B8  | 6R5 | 28A4    |
| 6B9    | 1I9GT | 6C9    | 6B8  | 6R5 | 28A4    |
| 6B9    | 1J1GT | 6C9    | 6B8  | 6R5 | 28A4    |
| 6B9    | 1J2GT | 6C9    | 6B8  | 6R5 | 28A4    |
| 6B9    | 1J3GT | 6C9    | 6B8  | 6R5 | 28A4    |
| 6B9    | 1J4GT | 6C9    | 6B8  | 6R5 | 28A4    |
| 6B9    | 1J5GT | 6C9    | 6B8  | 6R5 | 28A4    |
| 6B9    | 1J6GT | 6C9    | 6B8  | 6R5 | 28A4    |
| 6B9    | 1J7GT | 6C9    | 6B8  | 6R5 | 28A4    |
| 6B9    | 1J8GT | 6C9    | 6B8  | 6R5 | 28A4    |
| 6B9    | 1J9GT | 6C9    | 6B8  | 6R5 | 28A4    |
| 6B9    | 1K1GT | 6C9    | 6B8  | 6R5 | 28A4    |
| 6B9    | 1K2GT | 6C9    | 6B8  | 6R5 | 28A4    |
| 6B9    | 1K3GT | 6C9    | 6B8  | 6R5 | 28A4    |
| 6B9    | 1K4GT | 6C9    | 6B8  | 6R5 | 28A4    |
| 6B9    | 1K5GT | 6C9    | 6B8  | 6R5 | 28A4    |
| 6B9    | 1K6GT | 6C9    | 6B8  | 6R5 | 28A4    |
| 6B9    | 1K7GT | 6C9    | 6B8  | 6R5 | 28A4    |
| 6B9    | 1K8GT | 6C9    | 6B8  | 6R5 | 28A4    |
| 6B9    | 1K9GT | 6C9    | 6B8  | 6R5 | 28A4    |
| 6B9    | 1L1GT | 6C9    | 6B8  | 6R5 | 28A4    |
| 6B9    | 1L2GT | 6C9    | 6B8  | 6R5 | 28A4    |
| 6B9    | 1L3GT | 6C9    | 6B8  | 6R5 | 28A4    |
| 6B9    | 1L4GT | 6C9    | 6B8  | 6R5 | 28A4    |
| 6B9    | 1L5GT | 6C9    | 6B8  | 6R5 | 28A4    |
| 6B9    | 1L6GT | 6C9    | 6B8  | 6R5 | 28A4    |
| 6B9    | 1L7GT | 6C9    | 6B8  | 6R5 | 28A4    |
| 6B9    | 1L8GT | 6C9    | 6B8  | 6R5 | 28A4    |
| 6B9    | 1L9GT | 6C9    | 6B8  | 6R5 | 28A4    |
| 6B9    | 1M1GT | 6C9    | 6B8  | 6R5 | 28A4    |
| 6B9    | 1M2GT | 6C9    | 6B8  | 6R5 | 28A4    |
| 6B9    | 1M3GT | 6C9    | 6B8  | 6R5 | 28A4    |
| 6B9    | 1M4GT | 6C9    | 6B8  | 6R5 | 28A4    |
| 6B9    | 1M5GT | 6C9    | 6B8  | 6R5 | 28A4    |
| 6B9    | 1M6GT | 6C9    | 6B8  | 6R5 | 28A4    |
| 6B9    | 1M7GT | 6C9    | 6B8  | 6R5 | 28A4    |
| 6B9    | 1M8GT | 6C9    | 6B8  | 6R5 | 28A4    |
| 6B9    | 1M9GT | 6C9    | 6B8  | 6R5 | 28A4    |
| 6B9    | 1N1GT | 6C9    | 6B8  | 6R5 | 28A4    |
| 6B9    | 1N2GT | 6C9    | 6B8  | 6R5 | 28A4    |
| 6B9    | 1N3GT | 6C9    | 6B8  | 6R5 | 28A4    |
| 6B9    | 1N4GT | 6C9    | 6B8  | 6R5 | 28A4    |
| 6B9    | 1N5GT | 6C9    | 6B8  | 6R5 | 28A4    |
| 6B9    | 1N6GT | 6C9    | 6B8  | 6R5 | 28A4    |
| 6B9    | 1N7GT | 6C9    | 6B8  | 6R5 | 28A4    |
| 6B9    | 1N8GT | 6C9    | 6B8  | 6R5 | 28A4    |
| 6B9    | 1N9GT | 6C9    | 6B8  | 6R5 | 28A4    |
| 6B9    | 1O1GT | 6C9    | 6B8  | 6R5 | 28A4    |
| 6B9    | 1O2GT | 6C9    | 6B8  | 6R5 | 28A4    |
| 6B9    | 1O3GT | 6C9    | 6B8  | 6R5 | 28A4    |
| 6B9    | 1O4GT | 6C9    | 6B8  | 6R5 | 28A4    |
| 6B9    | 1O5GT | 6C9    | 6B8  | 6R5 | 28A4    |
| 6B9    | 1O6GT | 6C9    | 6B8  | 6R5 | 28A4    |
| 6B9    | 1O7GT | 6C9    | 6B8  | 6R5 | 28A4    |
| 6B9    | 1O8GT | 6C9    | 6B8  | 6R5 | 28A4    |
| 6B9    | 1O9GT | 6C9    | 6B8  | 6R5 | 28A4    |
| 6B9    | 1P1GT | 6C9    | 6B8  | 6R5 | 28A4    |
| 6B9    | 1P2GT | 6C9    | 6B8  | 6R5 | 28A4    |
| 6B9    | 1P3GT | 6C9    | 6B8  | 6R5 | 28A4    |
| 6B9    | 1P4GT | 6C9    | 6B8  | 6R5 | 28A4    |
| 6B9    | 1P5GT | 6C9    | 6B8  | 6R5 | 28A4    |
| 6B9    | 1P6GT | 6C9    | 6B8  | 6R5 | 28A4    |
| 6B9    | 1P7GT | 6C9    | 6B8  | 6R5 | 28A4    |
| 6B9    | 1P8GT | 6C9    | 6B8  | 6R5 | 28A4    |
| 6B9    | 1P9GT | 6C9    | 6B8  | 6R5 | 28A4    |
| 6B9    | 1Q1GT | 6C9    | 6B8  | 6R5 | 28A4    |
| 6B9    | 1Q2GT | 6C9    | 6B8  | 6R5 | 28A4    |
| 6B9    | 1Q3GT | 6C9    | 6B8  | 6R5 | 28A4    |
| 6B9    | 1Q4GT | 6C9    | 6B8  | 6R5 | 28A4    |
| 6B9    | 1Q5GT | 6C9    | 6B8  | 6R5 | 28A4    |
| 6B9    | 1Q6GT | 6C9    | 6B8  | 6R5 | 28A4    |
| 6B9    | 1Q7GT | 6C9    | 6B8  | 6R5 | 28A4    |
| 6B9    | 1Q8GT | 6C9    | 6B8  | 6R5 | 28A4    |
| 6B9    | 1Q9GT | 6C9    | 6B8  | 6R5 | 28A4    |
| 6B9    | 1R1GT | 6C9    | 6B8  | 6R5 | 28A4    |
| 6B9    | 1R2GT | 6C9    | 6B8  | 6R5 | 28A4    |
| 6B9    | 1R3GT | 6C9    | 6B8  | 6R5 | 28A4    |
| 6B9    | 1R4GT | 6C9    | 6B8  | 6R5 | 28A4    |
| 6B9    | 1R5GT | 6C9    | 6B8  | 6R5 | 28A4    |
| 6B9    | 1R6GT | 6C9    | 6B8  | 6R5 | 28A4    |
| 6B9    | 1R7GT | 6C9    | 6B8  | 6R5 | 28A4    |
| 6B9    | 1R8GT | 6C9    | 6B8  | 6R5 | 28A4    |
| 6B9    | 1R9GT | 6C9    | 6B8  | 6R5 | 28A4    |
| 6B9    | 1S1GT | 6C9    | 6B8  | 6R5 | 28A4    |
| 6B9    | 1S2GT | 6C9    | 6B8  | 6R5 | 28A4    |
| 6B9    | 1S3GT | 6C9    | 6B8  | 6R5 | 28A4    |
| 6B9    | 1S4GT | 6C9    | 6B8  | 6R5 | 28A4    |
| 6B9    | 1S5GT | 6C9    | 6B8  | 6R5 | 28A4    |
| 6B9    | 1S6GT | 6C9    | 6B8  | 6R5 | 28A4    |
| 6B9    | 1S7GT | 6C9    | 6B8  | 6R5 | 28A4    |
| 6B9    | 1S8GT | 6C9    | 6B8  | 6R5 | 28A4    |
| 6B9    | 1S9GT | 6C9    | 6B8  | 6R5 | 28A4    |
| 6B9    | 1T1GT | 6C9    | 6B8  | 6R5 | 28A4    |
| 6B9    | 1T2GT | 6C9    | 6B8  | 6R5 | 28A4    |
| 6B9    | 1T3GT | 6C9    | 6B8  | 6R5 | 28A4    |
| 6B9    | 1T4GT | 6C9    | 6B8  | 6R5 | 28A4    |
| 6B9    | 1T5GT | 6C9    | 6B8  | 6R5 | 28A4    |
| 6B9    | 1T6GT | 6C9    | 6B8  | 6R5 | 28A4    |
| 6B9    | 1T7GT | 6C9    | 6B8  | 6R5 | 28A4    |
| 6B9    | 1T8GT | 6C9    | 6B8  | 6R5 | 28A4    |
| 6B9    | 1T9GT | 6C9    | 6B8  | 6R5 | 28A4    |
| 6B9    | 1U1   |        |      |     |         |



Accredited by the National Home Study Council

good training  
doesn't cost . . .  
it pays!

# How To Get an



Get Your FCC License  
Quickly

**We Guarantee** to train you **until you receive** **Your FCC License**

## Get all 3 FREE

## We guarantee to train you until you receive Your FCC License

—or your money back

The Master Course in Electronics will provide you with the mental tools of the electronics technician and prepare you for a First Class FCC License (Commercial) with a radar endorsement. When you successfully complete the Master Course, if you fail to pass the FCC examination, you will receive a full refund of all tuition payments.

Cleveland Institute training results in job offers like these:

### Radio Operators

TWA has opportunities for radio operators with a 2nd class license or better. Must be able to type at least 35 wpm. Free transportation for self and family. Vacation and many other benefits.

### Electronic Technicians

Goodyear Aircraft Corp. has openings for electronic technicians, to work as assistants to engineers on developmental electronics projects such as missile systems, radar, antennas and analog computers.

### And our trainees get good jobs

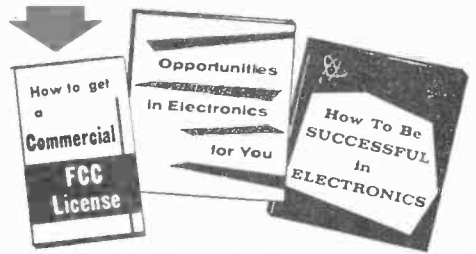
"Investment in training really pays off"

"I am now employed by the Western Electric Company as an electronic tester. My status as a student of Cleveland Institute was an important factor in my being employed. Knowledge gained through the course has proved amazingly helpful and affords me a feeling of complete confidence."

T. E. Spence, Greensboro, N. C.

## Cleveland Institute of Electronics

4900 Euclid Ave. Desk PE-55 Cleveland 3, Ohio



### Cleveland Institute of Electronics

Desk PE-55, 4900 Euclid Ave., Cleveland 3, Ohio

Please send Free Booklets prepared to help me get ahead in Electronics. I have had training or experience in Electronics as indicated below:

- |   |   |
|---|---|
| <input type="checkbox"/> Military           | <input type="checkbox"/> Broadcasting       |
| <input type="checkbox"/> Radio-TV Servicing | <input type="checkbox"/> Home Experimenting |
| <input type="checkbox"/> Manufacturing      | <input type="checkbox"/> Telephone Company  |
| <input type="checkbox"/> Amateur Radio      | <input type="checkbox"/> Other_____         |

In what kind of work are you now engaged?

In what branch of Electronics are you interested?

Name \_\_\_\_\_ Age \_\_\_\_\_

Address \_\_\_\_\_

City \_\_\_\_\_ Zone \_\_\_\_\_ State \_\_\_\_\_

PE-55




maybe you've seen such quality before but never at these low prices

# SONIC

## STEREO COMPONENTS

Engineered by one of the nation's foremost independent phonograph manufacturers. These new high fidelity stereo components represent this firm's vast engineering and production experience.




**SONIC CUSTOM-CRAFT S-200** 12 watt stereo, master control center and dual amplifiers. 6 watts per channel develops 24 watts of peak power. Frequency response,  $\pm 1.5$  db from 50 to 15,000 cps. Total harmonic distortion, less than 2% at full rated output. Stereo or monophonic inputs. Internal audible stereo test signal for channel and speaker balance adjustment. 9 separate front-panel controls. 4, 8 and 16 ohm outputs for single, double, or triple channel operation. audiophile net with enclosure **\$49.95**

harmonic distortion at full rated output. Stereo or monophonic inputs. Internal audible stereo test signal for channel and speaker balance adjustment. 9 separate front-panel controls. 4, 8 and 16 ohm outputs for single, double, or triple channel operation. audiophile net with enclosure **\$49.95**



**SONIC CUSTOM-CRAFT S-100** low-priced hi-fi 10 watt stereo, master control center, and dual amplifiers. 5 watts per channel develops 20 watts of peak power. 50 to 15,000 cps response with less than 5% of total harmonic distortion at full rated power. Hum and noise, 45 db below maximum rated power. 4 stereo or monophonic inputs. 8 ohm outputs for single or double operation. audiophile net with enclosure **\$34.95**

harmonic distortion at full rated power. Hum and noise, 45 db below maximum rated power. 4 stereo or monophonic inputs. 8 ohm outputs for single or double operation. audiophile net with enclosure **\$34.95**



**SONIC CUSTOM-CRAFT MODEL 19 FM-AM TUNER** Super-sensitive tuner features drift-free automatic frequency control performance and 3-gang tuning capacitor for optimum selectivity. Sensitivity-FM 5  $\mu$ v for 30 db quieting. Total harmonic distortion at rated output, less than 1.5%. Selectivity bandwidth at 6 db point: FM 200 kc, AM 9 kc. Frequency response, FM  $\pm 2$  db of standard de-emphasis curve, AM 20 to 9,000 cps. Function switch AM, FM or FM-AFC. audiophile net less cabinet **\$79.95**

ing. Total harmonic distortion at rated output, less than 1.5%. Selectivity bandwidth at 6 db point: FM 200 kc, AM 9 kc. Frequency response, FM  $\pm 2$  db of standard de-emphasis curve, AM 20 to 9,000 cps. Function switch AM, FM or FM-AFC. audiophile net less cabinet **\$79.95**

**MODEL 19C** with handsome genuine mahogany cabinet, audiophile net **\$99.95**

**SONIC CUSTOM-CRAFT S-400** (pictured above) Quality combination 40 watt stereo amplifier, master control center, and transistorized preamplifier. 20 watts per channel delivers 80 watts of peak power. Frequency response, flat from 20 to 20,000 cps  $\pm 0.5$  db. Less than 1% total harmonic distortion at full rated output. Built-in stereo test signal to adjust channel and speaker balance as well as speaker phasing. Sonic Stereo Monitor, a precision meter shows when both channels are properly balanced. 8 inputs and 9 front panel controls handle any program source. 4, 8, and 16 ohm outputs for single, double or triple channel operation. audiophile net with enclosure **\$99.95**


at your local hi-fi dealer, or write

**SONIC INDUSTRIES, INC.** 19 Wilbur Street, Lynbrook, N. Y.

## products

(Continued from page 28)

brackets come packaged in a kit which contains two of the steel brackets, mounting hardware, and a wrench. Cost, \$9.95 per



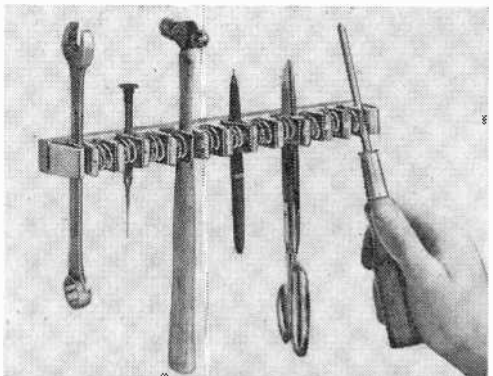
kit, postpaid. (Sturdilite Products, 2501 Peterson Ave., Chicago 45, Ill.)

### STEREO TONE-ARM KIT

Components Corporation of Denville, N. J., has announced a new stereo tone arm in kit form. The Model AS "Auto-Set" tone arm features a single pivot bearing which is made of special heat-treated and polished alloy material. Unique mounting arrangements allow positioning of the arm for maximum tracking accuracy and all standard stereo and mono cartridges can be accommodated. Price, \$19.50.

### TOOL HOLDER

Holding up to 12 items, the "Lifetime Holder" ends clutter in workshop, garage, and kitchen. No item is too small to be



held in place. Three tension adjustments are available. The holder is 11" long and comes with screws for wall mounting. Price, \$1.69. (The Callahan Co., 5101 S. E. 17th Ave., Portland 2, Ore.)

-50-




**WE'RE MAKING IT EASIER THAN EVER TO BECOME A WELL PAID  
RADIO-TELEVISION SERVICE TECHNICIAN**

**NOW - Just \$6 Starts You Training in  
RADIO-TELEVISION**

**the SPRAYBERRY "Learn-by-Doing" Way...**

**25 BIG, COMPLETE KITS  
of PARTS & EQUIPMENT**


To help you learn *fast* the practical side of Radio-Television, we send you expertly engineered training kits to test and assemble for interesting, valuable shop-bench practice!



• The new Sprayberry Training Television Receiver, built and tested in 5 sections.

• Now offered... this fine modern oscilloscope.

• You build this powerful two-band superheterodyne radio receiver.



**Big New  
CATALOG  
AND  
Sample Lesson  
FREE!**



You build the new Sprayberry tester—a complete 187-range Volt-Ohm-Milli-ammeter test meter.

\*\*\* This great industry is begging for trained men... to step into good paying jobs or a profitable business of their own! Our new plan opens the doors of Radio-Television wide to every ambitious man who is ready to act at once!

Men by the thousands... trained Radio-Television Service Technicians... are needed at once! Perhaps you've thought about entering this interesting, top paying field, but lack of ready money held you back. Now—just \$6 enrolls you for America's finest, most up to date home study training in Radio-Television! Unbelievable? No, the explanation is simple! We believe Radio-Television *must* have the additional men it needs as quickly as possible. We are willing to do our part by making Sprayberry Training available for less money down and on easier terms than ever before. This is your big opportunity to get the training you need... to step into a fine job or your own Radio-Television Service Business.

**Complete Facts Free—Act Now; Offer Limited**

Only a limited number of students may be accepted on this liberal and unusual basis. We urge you to act at once... mail the coupon below and get complete details plus our big new catalog and an actual sample lesson—all free. No obligation... no salesman will bother you.

**HOME STUDY TRAINING IN SPARE TIME**

Under world-famous 27-year old Sprayberry Plan, you learn entirely at home in spare time. You keep on with your present job and income. You train as fast or as slowly as you wish. You get valuable kits of parts and equipment for priceless shop-bench practice. And everything you receive, lessons and equipment alike, is all yours to keep.

**LET US PROVE HOW EASILY YOU CAN LEARN!**

Radio-Television needs YOU! And Sprayberry is ready to train you on better, easier terms, than any ambitious man can afford. *Just \$6 starts you!* Mail coupon today... let the facts speak for themselves. You have everything to gain. Let us prove the kind of opportunity in store for you!

**SPRAYBERRY Academy of Radio-Television**

1512 W. Jarvis Avenue, Dept. 105-B, Chicago 26, Illinois

**Mail This Coupon Now—No Salesman Will Call**

**Sprayberry Academy of Radio-Television**  
Dept. 105-B, 1512 W. Jarvis Ave., Chicago 26, Ill.

Please rush all information on your ALL-NEW Radio-Television Training Plan. I understand this does not obligate me and that no salesman will call upon me. Include New Catalog and Sample Lesson FREE.

NAME..... Age.....

ADDRESS.....

CITY..... ZONE..... STATE.....





# Lafayette Superior Quality Hi-Fi Kits

## 50 WATT INTEGRATED STEREO AMPLIFIER



KT-250  
IN KIT FORM  
**64.50**

LA-250  
COMPLETELY  
WIRED  
**89.50**

- RESPONSE 17-21,000 CPS  $\pm 1$  DB (at normal listening level)
- UNIQUE "BLEND" CONTROL
- PREMIUM EL86 OUTPUT TUBES
- 50 WATTS MONAURAL—25 WATTS EACH STEREO CHANNEL
- CLUTCH-OPERATED VOLUME CONTROL
- SEPARATE BASS & TREBLE CONTROLS

A completely new stereo high fidelity amplifier with a high quality of reproduction, remarkable versatility and new distinctive styling. Full range of controls include a unique "blend" control for continuously variable channel separation—from full monaural to full stereo, 4-position Selector, Mode, Loudness and Phasing switches plus outputs for 4, 8 or 16 ohm speakers. Harmonic distortion less than 0.25% IM distortion less than 1%. Hum and Noise 74 db below full output. Assembly is simple—no special skills or tools required. Complete with deluxe cabinet and legs, all parts, tubes and detailed instruction manual. Shpg. wt., 26 lbs.

KT-250 Stereo Amplifier Kit 6.45 down Net 64.50

LA-250 Stereo Amplifier, wired & tested—8.95 down Net 89.50

## PROFESSIONAL STEREO CONTROL CENTER



KT-600  
IN KIT FORM  
**79.50**

LA-600  
COMPLETELY  
WIRED  
**134.50**

- RESPONSE 5-40,000 CPS  $\pm 1$  DB
- UNIQUE STEREO & MONAURAL CONTROL FEATURES
- PRECISE "NULL" BALANCING SYSTEM
- CONCENTRIC INPUT LEVEL CONTROLS

A truly professional stereo preamplifier and master audio control center—solves every stereo/monaural control problem. Features unique Bridge Control for variable cross-channel feed for elimination of exaggerated channel separation effects—plus controlled 3rd channel output. Has all-concentric controls—including clutch-operated Volume Balance control. Provides complete and advanced facilities for accepting, controlling and providing undistorted gain for any and all program sources. Sensitivity 2.2 mv for 1 volt out (low level inputs). Dual low impedance "plate follower" outputs 1500 ohms. Response 5-40,000 cps  $\pm 1$  db. Less than .03% IM distortion. Less than .1% harmonic distortion. Hum and noise 80 db below 2 volts (high level inputs). Uses 7 new 7025 low-noise dual triodes. Size: 14" x 4 1/2" x 10 1/2". Shpg. wt. 16 lbs. Complete with all parts, tubes, deluxe cabinet and detailed instruction manual.

KT-600 Stereo Preamp Kit—7.95 Down Net 79.50

LA-600 Stereo Preamp Kit, wired and tested—13.45 Down Net 134.50

## Outstanding Design — Incomparable Performance

### STEREO/MONAURAL POWER AMPLIFIER KIT



KT-310  
IN KIT FORM  
**47.50**

LA-310  
COMPLETELY  
WIRED  
**69.50**

- 36 WATT STEREO AMPLIFIER—18 WATTS EACH CHANNEL
- EMPLOYS 4 PREMIUM-TYPE 7189 TUBES
- 2 PRINTED CIRCUIT BOARDS FOR SIMPLIFIED WIRING
- RESPONSE BETTER THAN 35-30,000 CPS  $\pm 1/2$  DB AT 18 WATTS
- LESS THAN 1% HARMONIC OR IM DISTORTION

A superb basic stereo amplifier in easy-to-build kit form. Unit may be used with a stereo preamplifier to provide two 18 watt stereo channels or, at the flick of a switch, as a fine 36 watt monaural amplifier. Controls include 2 input volume controls, Channel Reverse switch and Monaural-Stereo switch. Dual outputs for 4, 8, 16 or 32 ohm speakers. Input sensitivity .45 volts per channel for full output. Tubes are 2-6AN8, 4-7189, GZ-34 rectifier. Size 10-9/16" d x 5 1/4" h x 13 1/4" w. Complete kit with cage, all parts, tubes and detailed instruction manual. Shpg. wt., 22 lbs.

KT-310 Stereo Power Amplifier Kit—4.75 Down Net 47.50

LA-310 Stereo Power Amplifier, wired and tested—6.95 Down Net 69.50

### FM-AM STEREO TUNER KIT



KT-500  
IN KIT FORM  
**74.50**

LT-50  
COMPLETELY  
WIRED  
**124.50**

- 11 Tubes (4 dual-purpose) + Tuning Eye + Selenium rectifier provide 17 tube performance
- Multiplex Output for new Stereo FM
- Armstrong Circuit with Dual Limiters and Foster-Seeley Discriminator
- Extreme Sensitivity and Wide Frequency Response.

A precision engineered, highly stable tuner—perfect for life-like stereo FM-AM broadcast reception, FM reception and/or AM reception. Features separate tuning and volume controls for AM and FM. Magic eye on AM and FM, plus automatic frequency control on FM for accurate tuning—stations are "locked" in. Other deluxe features include cathode follower outputs and 5-position Function Selector. Efficient, broadband circuitry on AM with built-in antenna. FM section features include 2 microvolts sensitivity for 30 db quieting, frequency response 20-20,000 cps  $\pm 1/2$  db and full 200 KC bandwidth. Two printed circuit boards make wiring simple—even for such a complex unit. Complete kit includes all parts, deluxe cabinet and detailed instruction manual. Size is 13 1/4" W x 10 1/4" D x 4 1/2" H. Shpg. wt., 22 lbs.

KT-500 FM-AM Stereo Tuner Kit—7.45 Down Net 74.50

LT-50 Same as above, wired & tested—12.45 Down Net 124.50

*Lafayette Radio*

165-08 Liberty Ave. JAMAICA, N. Y.  
AXTel 1-7000

NEW YORK, N. Y.  
100. 6th Ave.  
Worth 6-5300

BOSTON, MASS.  
110 Federal St.  
Hubbard 2-7850

BRONX, N. Y.  
542 E. Fordham Rd.  
Fordham 7-8813

NEWARK, N. J.  
24 Central Ave.  
Market 2-1661

PLAINFIELD, N. J.  
139 W. 2nd St.  
Plainfield 6-4718

# LAFAYETTE'S 1960 CATALOG

## 304 GIANT SIZED PAGES

*Our 39th Year*

The Complete Catalog Featuring  
"The Best Buys In The Business"

- FOR THE NEWEST AND FINEST IN  
STEREOPHONIC HI-FI EQUIPMENT AND SYSTEMS
- TAPE RECORDERS ● PUBLIC ADDRESS SYSTEMS
  - AMATEUR EQUIPMENT ● INDUSTRIAL SUPPLIES
  - MINIATURE COMPONENTS ● RADIO & TV TUBES AND PARTS
  - EXCLUSIVE LAFAYETTE TRANSISTOR & HI-FI AIDS

Send for Lafayette's FREE catalog—the most complete, up-to-the-minute electronic goods catalog crammed full of everything in the electronics business—customary down-to-earth names and prices.

CONTAINS HUNDREDS OF EXCLUSIVE LAFAYETTE ITEMS NOT AVAILABLE IN ANY OTHER CATALOG OR FROM ANY OTHER SOURCE—SEND FOR YOUR COPY NOW!

A "must" for the economy-minded hobby enthusiast, experimenter, hobbyist, engineer, technician, student, serviceman and reader.

### Leaders in Hi-Fi

The most complete selection and largest stocks of hi-fi components and systems—available for immediate delivery at the lowest possible prices. Save even more on Lafayette's exclusive hi-fi hi-fi complete systems.

**EASY PAY TERMS** Available on orders over \$20  
Only 10% down—Up to 18 months to pay

# FREE



TM-66 STEREO  
AUDIO ANALYST  
11.95



KT-135  
4-BAND  
RECEIVER  
KIT  
(Less  
Cabinet)  
18.50



PK-330  
4 SPEED CHANGER  
WITH BRAND NEW  
GE VR-22 (.7 MIL) DIAMOND  
STEREO CARTRIDGE  
42.50



PA-56 TRANSISTORIZED  
POWER MEGAPHONE  
29.50



PK-331 33 1/2 RPM  
HYSTERESIS TURNTABLE  
47.50



PROFESSIONAL  
COMMUNICATIONS  
RECEIVER  
KT-200 KIT 64.50  
HE-10 WIRED 79.95



RW-68  
20,000  
OHM  
PER VOLT  
MULTIMETER  
13.50



SK-128 ULTRA-LINEAR  
8" DUALIAL SPEAKER  
19.50

# Lafayette Radio

"Everything in Electronics"

**FREE** LAFAYETTE RADIO, Dept. 11-9  
P.O. Box 222, Jamaica 31, N. Y.

SEND FOR THE WORLD'S LEADING ELECTRONICS,  
RADIO, T.V., INDUSTRIAL, AND HI-FI GUIDE

Send FREE LAFAYETTE Catalog 600

Name .....

Address .....

City..... Zone..... State.....




# NEW SOUND EXCITEMENT FOR THE HI-FI STEREO AGE!

Kingdom **LORENZ** — I.T. & T. ASSOCIATE

## LOUDSPEAKERS




Never before so many quality features in loudspeakers—yet priced for the modest budget! Dual cones for breath-taking full range performance! Twin voice coils in 12" loudspeakers with impedances of 4, 8, and 16 ohms, enabling you to select the impedance you desire! Non-resonant cast aluminum girder constructed frames! Fully tropicalized for finest operation in any climate. For stereo or monophonic—singly or in matched pairs.



### NEW! LORENZ S-1288


12" speaker with dual cones and twin voice coils. 4, 8, and 16 ohm impedances. Frequency response: 18 to 15,000 cps. Magnet weight: 61.5 oz. Power rating: 30 watts.

\$44.50

|  |  |
|--|--|
| <p><b>NEW! LORENZ S-1288 II</b></p>  <p>Full range diaxial consists of Lorenz S-1288 plus twin tweeters &amp; high pass crossover. • 18-18,000 cps • 35 watts • 4, 8 &amp; 16 ohms \$67.50</p> | <p><b>NEW! LORENZ S-888</b></p>  <p>Dual cones for wide response makes this speaker perfect for single or multiple use. • 30-14,500 cps 18 watts • 8 ohms \$21.50</p> |
| <p><b>NEW! LORENZ S-388</b></p>  <p>Armored horn-type 2½" tweeter with plastic cone for efficient 120° high frequency sound dispersion. • 2,000-18,000 cps 2 watts • 5.5 ohms \$8.50</p>       | <p><b>HP-1 HIGH PASS CROSSOVER</b></p>  <p>Feeds highs to tweeter, lows to woofer. Range: to beyond audibility. Crossover: 2,000 cps @ 3 db/octave \$4.95</p>         |

... for uncompromising sound reproduction

## Kingdom **LORENZ** SPEAKER SYSTEMS



See and Hear Kingdom Loudspeakers and Speaker System at High Fidelity Dealers Everywhere. Ask your dealer or write for complete illustrated folder and Technical Specifications. Dept. PE

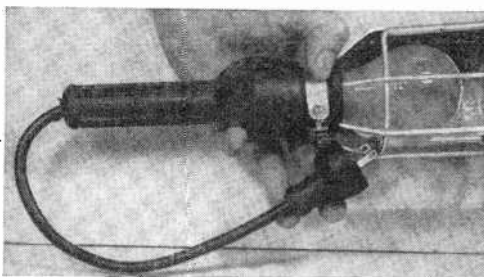
Kingdom **PRODUCTS, Ltd.**  
514 Broadway, New York 12, N. Y. • WOrth 6-0800  
Exclusive U. S. Distributors for Lorenz High Fidelity Loudspeakers



## Tips and Techniques

### EXTRA EXTENSION AT LOW COST


Ordinarily a droplight comes with 25 to 50 feet of electrical cord. To acquire an extra extension cord for use around the home, cut the cord about a foot from the lamp




socket and attach an a.c. plug. Fit a multi-outlet female receptacle to the open end of the a.c. cord. Actually the benefits derived are two-fold: not only have you gained a handy extension at little cost, but the droplight can be neatly and easily stored when not in use.—Peter Barna, Wilmington, Calif.

### MOUNTING VARIABLE CAPACITORS

When hooking up experimental circuits on a "breadboard," it isn't necessary to make brackets or panels to hold variable



capacitors to the board—simply stick the capacitors down with Duco cement! Spread the cement on the edge of the capacitor frame, press the capacitor onto the board,



Coming in October **POPULAR ELECTRONICS**:

## **SPECIAL HI-FI STEREO ISSUE!**

What's new in Stereo—the fascinating field that's changed the entire complexion of the hi-fi industry? You'll find out in next month's **POPULAR ELECTRONICS**—which features special articles on Stereo such as:

● **BUILD the PERFECTIONIST'S "DUAL-60" STEREO AMPLIFIER**

This amplifier is frankly not for everyone—for it's designed to be the finest of its kind, regardless of cost. Using the new "simplex" output circuit, it employs only two output tubes to provide 60 watts of power on each stereo channel.

● **BUILD a TOP QUALITY STEREO SPEAKER SYSTEM**

Why move two speakers around the room looking for the best "stereo effect"! Build this one-cabinet stereo speaker system which "places" the speakers anywhere in the room by the use of acoustic reflectors. This could be an inexpensive solution to your stereo speaker system problem!

● **PLUS SUCH STEREO FEATURES AS:**

What's Happening to Stereo Tape?

How Hi-Fi Loudspeakers are Designed

Report on Stereo Tonearm Kits

YOU'LL ALSO ENJOY THESE INFORMATIVE **POPULAR ELECTRONICS** FEATURES IN THE OCTOBER ISSUE:

- **ELECTRONICS IN AVIATION**—A fascinating historical study
- **THE OSCILLOSCOPE**—Sweep circuits and how they work
- **MORE ON HAM ANTENNAS**...and many other exciting features

Month after month—you'll find good reading and practical construction articles in the big, exciting **POPULAR ELECTRONICS**. Look for it at your newsstand or electronics shop—or better still, take advantage of **POPULAR ELECTRONICS'** money-saving subscription rates and get every issue delivered right to your doorstep. Subscribe today!

### **REGULAR SUBSCRIPTION**


**One year \$4**

**Two years \$7**

**Three years \$10**

**POPULAR ELECTRONICS** • 434 South Wabash Avenue • Chicago 5, Illinois

**FREE ALLIED'S  
MONEY-SAVING 1960  
ELECTRONIC SUPPLY CATALOG**



value-packed  
SEND FOR IT!


SAVE  
ON EVERYTHING  
IN ELECTRONICS

EASIEST TERMS  
only \$2 down on  
orders up to \$50

**WORLD'S LARGEST STOCKS**

Send for the most widely used buying guide to everything in Electronics for Experimenters, Builders, Amateurs, Servicemen, Engineers and Hi-Fi enthusiasts. Save on:

- KNIGHT-KITS—Best in Build-Your-Own
- Everything in STEREO Hi-Fi
- Hi-Fi Music Systems and Components
- Tape Recorders & Phono Equipment
- Public Address & Paging Systems
- TV Tubes, Antennas, Accessories
- Amateur Station Equipment
- Latest Test & Lab Instruments
- Industrial Electronic Supplies
- Parts, Tubes, Transistors, Tools & Books



SAVE on everything in Electronics at ALLIED—get fastest service, expert personal help, guaranteed satisfaction. Send today for your FREE 1960 ALLIED Catalog.

Everything in Electronics  
from One Reliable Source

our 39th year



ALLIED RADIO CORP., Dept. 79-J9  
100 N. Western Ave., Chicago 80, Ill.

Rush FREE 1960 ALLIED Catalog.

Name \_\_\_\_\_

Address \_\_\_\_\_

City \_\_\_\_\_ Zone \_\_\_\_\_ State \_\_\_\_\_




**Tips**

(Continued from page 34)

and allow the cement to set. When you want to remove the capacitor, simply pry it off the board and scrape off the dried cement. Quick and easy connections to the capacitors can be made with a pair of Fahnestock clips soldered on each capacitor.—Art Trauffer, Council Bluffs, Iowa.

**LOW-COST INDICATOR LAMP**


Small plastic containers with red tops which are used by dime stores to retail screws, nails, etc., make good indicator lamp holders. The lamp is mounted inside the container by a screw and nut through the lamp socket bracket and the container



wall. The completed lamp holder is mounted to the equipment by sandwiching the equipment panel between the red cap and a plastic ring cemented around the outside of the lamp holder.—D. B. Tansley, Oshawa, Canada.

**IMPROVE PORTABLE RECEPTION**

To improve the signal pickup and output volume of your transistor or tube portable, install the loopstick antenna on the outside



of the set. In effect, you will be increasing the distance between the chassis and the antenna and thereby eliminating the signal-robbing effect of capacitance between the



# BUILD 16 RADIO

Reg. U. S.  
Pat. Off.

**CIRCUITS AT HOME** ONLY  
\$ **22.95**

with the New  
**PROGRESSIVE RADIO "EDU-KIT"®**

**A Practical Home Radio Course**

Now Includes

- ★ 12 RECEIVERS
- ★ TRANSMITTER
- ★ SIGNAL TRACER
- ★ SIGNAL INJECTOR
- ★ CODE OSCILLATOR

- ★ No Knowledge of Radio Necessary
- ★ No Additional Parts or Tools Needed
- ★ EXCELLENT BACKGROUND FOR TV
- ★ School Inquiries Invited
- ★ Sold in 79 Countries



**YOU DON'T HAVE TO SPEND  
HUNDREDS OF DOLLARS FOR A RADIO COURSE**

The "Edu-Kit" offers you an outstanding PRACTICAL HOME RADIO COURSE at a rock-bottom price. Our Kit is designed to train Radio & Electronics Technicians, making use of the most modern methods of home training. You will learn radio theory, construction practice and servicing. THIS IS A COMPLETE RADIO COURSE IN EVERY DETAIL. You will learn how to build radios, using regular schematics; how to wire and solder in a professional manner; how to service radios. You will work with the standard type of punched metal chassis as well as the latest development of Printed Circuit chassis.

You will learn the basic principles of radio. You will construct, study and work with RF and AF amplifiers and oscillators, detectors, rectifiers, test equipment. You will learn and practice code, using the Progressive Code Oscillator. You will learn and practice trouble-shooting, using the Progressive Signal Tracer, Progressive Signal Injector, Progressive Dynamic Radio & Electronics Tester and the accompanying instructional material. You will receive training for the Novice, Technician and General Classes of F.C.C. Radio Amateur Licenses. You will build 16 Receiver, Transmitter, Code Oscillator, Signal Tracer and Signal Injector circuits, and learn how to operate them. You will receive an excellent background for servicing Hi-Fi and Electronic sets.

Absolutely no previous knowledge of radio or science is required. The "Edu-Kit" is the product of many years of teaching and engineering experience. The "Edu-Kit" will provide you with a basic education in Electronics and Radio, worth many times the complete price of \$22.95. The Signal Tracer alone is worth more than the price of the entire Kit.

## THE KIT FOR EVERYONE

You do not need the slightest background in radio or science. Whether you are interested in Radio & Electronics because you want an interesting hobby, a well paying business or a job with a future, you will find the "Edu-Kit" a worth-while investment. Many thousands of individuals of all

ages and backgrounds have successfully used the "Edu-Kit" in more than 79 countries of the world. The "Edu-Kit" has been carefully designed, step by step, so that you cannot make a mistake. The "Edu-Kit" allows you to teach yourself at your own rate. No instructor is necessary.

## PROGRESSIVE TEACHING METHOD

The Progressive Radio "Edu-Kit" is the foremost educational radio kit in the world, and is universally accepted as the standard in the field of electronics training. The "Edu-Kit" uses the modern educational principle of "Learn by Doing." Therefore you construct, learn schematics, study theory, practice trouble-shooting—all in a closely integrated program designed to provide an easily-learned, thorough and interesting background in radio.

You begin by examining the various radio parts of the "Edu-Kit." You then learn the function, theory and wiring of these parts. Then you build a simple radio. With this first set you will enjoy listening to regular broadcast stations, learn theory, practice testing and trouble-shooting. Then you build a more advanced radio, learn more advanced theory and techniques. Gradually, in a progressive manner, and at your own rate, you will find yourself constructing more advanced multi-tube radio circuits, and doing work like a Professional Radio Technician.

Included in the "Edu-Kit" course are sixteen Receiver, Transmitter, Code Oscillator, Signal Tracer, and Signal Injector circuits. These are not unprofessional "breadboard" experiments, but genuine radio circuits, constructed by means of professional wiring and soldering on metal chassis, plus the new method of radio construction known as "Printed Circuitry." These circuits operate on your regular AC or DC house current.

## THE "EDU-KIT" IS COMPLETE

You will receive all parts and instructions necessary to build 16 different radio and electronics circuits, each guaranteed to operate. Our Kits contain tubes, tube sockets, variable, electrolytic, mica, ceramic and paper dielectric condensers, resistors, tie strips, coils, hardware, tubing, punched metal chassis, Instruction Manuals, hook-up wire, solder, etc. In addition, you receive Printed Circuit Materials, including Printed Circuit Chassis, special tube sockets, hardware and instructions. You also receive a useful set of tools, a professional electric soldering iron, and a self-powered Dynamic Radio and Electronics Tester. The "Edu-Kit" also includes Code Instructions and the Progressive Code Oscillator, in addition to F.C.C.-type Questions and Answers for Radio Amateur License training. You will also receive lessons for servicing with the Progressive Signal Tracer and the Progressive Signal Injector, a High Fidelity Guide and a Quiz Book. You receive Membership in Radio-TV Club, Free Consultation Service, Certificate of Merit and Discount Privileges. You receive all parts, tools, instructions, etc. Everything is yours to keep.

## PRINTED CIRCUITRY

At no increase in price, the "Edu-Kit" now includes Printed Circuitry. You build a Printed Circuit Signal Injector, a unique servicing instrument that can detect many Radio and TV troubles. This revolutionary new technique of radio construction is now becoming popular in commercial radio and TV sets. A Printed Circuit is a special insulated chassis on which has been deposited a conducting material which takes the place of wiring. The various parts are merely plugged in and soldered to terminals.

Printed Circuitry is the basis of modern Automation Electronics. A knowledge of this subject is a necessity today for anyone interested in Electronics.

## FREE EXTRAS

### • SET OF TOOLS

- SOLDERING IRON
- ELECTRONICS TESTER
- PLIERS-CUTTERS
- ALIGNMENT TOOL
- WRENCH SET
- VALUABLE DISCOUNT CARD
- CERTIFICATE OF MERIT
- TESTER INSTRUCTION MANUAL
- HIGH FIDELITY GUIDE & QUIZZES
- TELEVISION BOOK & RADIO TROUBLE-SHOOTING BOOK
- MEMBERSHIP IN RADIO-TV CLUB
- CONSULTATION SERVICE & FCC AMATEUR LICENSE TRAINING
- PRINTED CIRCUITRY

## SERVICING LESSONS

You will learn trouble-shooting and servicing in a progressive manner. You will practice repairs on the sets that you construct. You will learn symptoms and causes of trouble in home, portable and car radios. You will learn how to use the professional Signal Tracer, the unique Signal Injector and the dynamic Radio & Electronics Tester. While you are learning in this practical way, you will be able to do many a repair job for your friends and neighbors, and charge fees which will far exceed the price of the "Edu-Kit." Our Consultation Service will help you with any technical problems you may have.

J. Statait's, of 25 Poplar Pl., Waterbury, Conn., writes: "I have repaired several sets for my friends, and made money. The "Edu-Kit" paid for itself. I was ready to spend \$240 for a Course, but I found your ad and sent for your kit."

## FROM OUR MAIL BAG

Ben Valerio, P. O. Box 21, Magna, Utah: "The Edu-Kits are wonderful. Here I am sending you the questions and also the answers for them. I have been in Radio for the last seven years, but like to work with Radio Kits, and like to build Radio Testing Equipment. I enjoyed every minute I worked with the different kits; the Signal Tracer works fine. Also like to let you know that I feel proud of becoming a member of your Radio-TV Club."

Robert L. Shuff, 1534 Monroe Ave., Huntington, W. Va.: "Thought I would drop you a few lines to say that I received my Edu-Kit, and was really amazed that such a bargain can be had at such a low price. I have already started repairing radios and phonographs. My friends were really surprised to see me get into the swing of it so quickly. The Troubleshooting Tester that comes with the Kit is really swell, and finds the trouble, if there is any to be found."

## UNCONDITIONAL MONEY-BACK GUARANTEE

**ORDER DIRECT FROM AD—RECEIVE FREE BONUS  
RESISTOR AND CONDENSER KITS WORTH \$7**

- Send "Edu-Kit" postpaid. I enclose full payment of \$22.95.
- Send "Edu-Kit" C.O.D. I will pay \$22.95 plus postage.
- Rush me FREE descriptive literature concerning "Edu-Kit."

Name .....  
Address .....

## PROGRESSIVE "EDU-KITS" INC.

1186 Broadway, Dept. 560D, Hewlett, N. Y.


## Tips

(Continued from page 36)

two. Not only will you notice a marked improvement in reception, but the life of the batteries will be extended since they will continue to provide sufficient volume when they begin to weaken.—Charles Lang, San Francisco, Calif.

### CHASSIS POSITIONER

In soldering electronic equipment, it is often necessary to hold the chassis at odd




angles to control the flow of the molten solder. A good third hand for such work is the woodworker's adjustable screw clamp. An edge of the chassis is clamped in the jaws at the desired angle. The weight and broad base of the clamp easily supports a

chassis of average size.—Louis Golden, East Peoria, Ill.

### HAIR DRIER CLEANS RADIO

A small hair drier will blow away the dust from electronic equipment in quick order. Most driers have "hot" and "cold"



positions, allowing cold air to be used for dust and hot air for coils which may have absorbed moisture.—H. Leeper, Canton, Ohio

### CARDBOARD-BOX CHASSIS "CRADLE"

When you have to turn the chassis of a radio, audio amplifier, or hi-fi component upside down for servicing, a large cardboard box makes a handy "cradle." It's better to rest the chassis in the opening of the

## Build the Best Portable... EICO®



### 6-TRANSISTOR RADIO RA-6

Kit \$29.95


Wired \$49.95

\*INCLUDES F. C. T., LESS 9V BATTERY

Easy creative fun to build a lifetime of big-set entertainment wherever you go... designed so that even the novice can build it & obtain a handsome professional assembly & outstanding performance. American-made modern super-heterodyne all-transistor circuitry, plus finest quality parts throughout, assure you of highest durability & stability.

- high sensitivity & selectivity • big-set volume & tone quality with 4" x 6" PM speaker & 250 mw push-pull audio output stage • built-in Ferrite rod antenna for good reception in any location • pre-aligned RF & IF transformers • planetary vernier tuning (7:1 reduction) for easy station selection & tuning • high-impedance earphone jack for private listening, eliminates drain of output stage when using earphone • attractive tan leatherette case, retractable handle
- compact: 8 1/2" w, 4 1/2" h, 2 1/2" d. Only 3 lbs.

## Build the BEST BUYS in "HAM" gear... EICO®



### 90-WATT CW TRANSMITTER #720

Kit \$79.95 Wired \$119.95  
"Ideal for veteran or novice" — ELECTRONIC KITS GUIDE. "Top quality" — POPULAR ELECTRONICS. "Well designed" — ELECTRONICS WORLD. 80 thru 10 meters with one-knob band-switching. Full "clean" 90W input. 65W external plate mod. Matches loads 50 to 1000 ohms. May be used as basic exciter unit, TVI shielded. Tubes: 6146, 6CL6, 2-6AQ5, 6Z34. Attractive "living room" low-silhouette design 15" w, 5" h, 9" d.



### UNIVERSAL MODULATOR-DRIVER #730

Kit \$49.95 Wired \$79.95

Cover E-5 \$4.50

Delivers 50W undistorted audio. Modulates transmitters having r.f inputs up to 100W. Output transformer matches 500-10,000 ohms. Low-level speech clipping & filtering. Inputs for xtal or dynamic mikes, phone patch, etc 7 tubes 6" h, 14" w, 8" d



### GRID DIP METER #710

Kit \$29.95

Wired \$49.95

Includes complete set of coils for full band coverage. 400 kc-230 mc in 8 overlapping ranges. 500 ua meter. Plug-in coils are pre-wound, pre-calibrated to 0.5% accuracy. Transformer-operated power supply 2 1/4" h, 2 3/4" w, 6 7/8" l.

Compare — judge for yourself — at your neighborhood EICO distributor. For free catalog on 65 models of EICO test instruments, hi-fi & "ham" gear, fill out coupon on Page 40 Add 5% in the West.

ELECTRONIC INSTRUMENT CO., Inc., 33-00 N. Blvd., L. I. C. 1, N. Y.

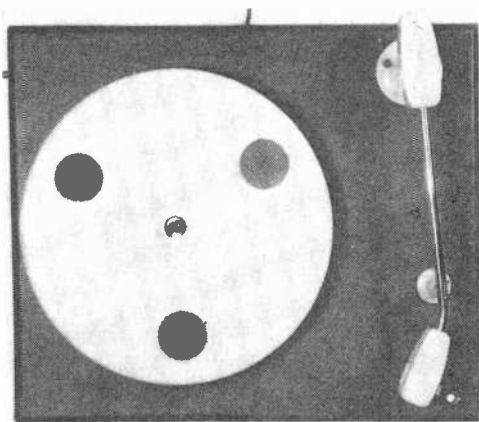
box than to let it sit on tubes, transformers, and other easily damaged components.—  
*John A. Comstock, Wellsboro, Pa.*

### USES FOR TRAIN TRANSFORMERS

A toy train transformer makes a handy variable low-voltage a.c. supply. It can be used with selenium rectifiers to power transistor circuits, and the higher-wattage models can be used as battery eliminators. Another trick is to connect the secondary in series with the line to buck or boost the line voltage, depending on phase, and you have a cheap autoformer! Some of these transformers even have a built-in circuit breaker.—*Mark H. Wirth, K8IVJ, St. Joseph, Mich.*

### "FLOAT" YOUR RECORDS

In these days of lightweight records and phono pickups, records can be "floated" to reduce dust pickup from the turntable and



vibration from the motor. I cemented three 1"-diameter soft rubber discs cut from a scrap of "Non-Skid" material onto the top of my turntable. The tripod arrangement of the rubber discs spaces the records away from the turntable and keeps them from slipping.—*Art Trauffer, Council Bluffs, Iowa.*

### SPLICE WITH SQUARE KNOTS

When you splice thin stranded wire, skin the ends back sufficiently so that you can tie a square knot in the splice, then wrap any remaining bare wire around the splice. Such splices require no soldering for strength as they will withstand parting up to the breaking point of the wire. The tighter the splice is pulled, the better will be the connection.—*Harry J. Miller, Sarasota, Fla.*

—30—

September, 1959



**COMPLETE!** **\$29<sup>95</sup>**  
*nothing else to buy*  
\$5 DOWN \$5 MONTHLY

### REALISTIC STEREOLYNE-7 AMPLIFIER

Another REALISTIC exclusive . . . guaranteed to outperform \$40 to \$50 stereo amplifiers or your money back! Operates from any low output crystal or ceramic cartridge. Has separate inputs for phono and tuner; outputs for 8-ohm stereo speakers; single volume control; balance control. Unique tone control circuit provides "flat" response on both channels simultaneously . . . also functions as rumble filter. Straight AC circuit—no hum! Size: 9 1/4" W x 5 1/2" H x 4-13/16" D. Complete—not a kit. Price includes gold, maroon and white metal cabinet. Order today. Convert to stereo. At this price there's no reason to delay.



## FREE!

### 12 MONTHS SUBSCRIPTION TO BARGAIN BULLETINS

Page-after-page, month-after-month. Exclusive bargains in HI-FI, AMATEUR RADIO, LP RECORDS, POWER TOOLS, OPTICAL GOODS and TEST EQUIPMENT. Write today.

### COMPLETE GUIDE TO ELECTRONIC PARTS BUYING

250 pages, 8 1/2 x 11, illustrated handbook. Articles, engineering data, plus buying guide. Over 30,000 items. Available Sept. 1

35c



### FILL IN — CLIP — MAIL TODAY

Radio Shack Corporation DEPT. 98  
730 Commonwealth Avenue, Boston 17, Mass.

Please send me:

- Bargain Bulletins for 1 year FREE!  
 1960 Guide to Electronic Buying @ 35¢

| QUAN. | Color | ITEM                   | SHP. WT. | ORDER # | SALE    |
|-------|-------|------------------------|----------|---------|---------|
|       |       | REALISTIC-7 AMPLIFIER* | 8 lbs.   | 90LX023 | \$29.95 |

Check  Money Order  C.O.D. \*Shipped by express only

NAME \_\_\_\_\_  
ADDRESS \_\_\_\_\_  
CITY \_\_\_\_\_ ZONE \_\_\_\_\_ STATE \_\_\_\_\_

## RADIO SHACK CORPORATION

167 WASHINGTON ST., BOSTON 8, MASS.  
730 COMMONWEALTH AVE., BOSTON 17, MASS.  
230-234 CROWN ST., NEW HAVEN, CONN.



the experts say  
**your BEST BUY**  
 is **EICO**...

EICO, 33-00 Northern Blvd., L. I. C. 1, N. Y. PE-9  
 Show me HOW TO SAVE 50% on 65 models of top-quality:

HI-FI  TEST INSTRUMENTS  "HAM" GEAR  
 Send FREE catalog & name of neighborhood EICO dealer.

NAME.....  
 ADDRESS.....  
 CITY.....ZONE.....STATE.....

ADD 5% IN THE WEST

...in  
**STEREO and MONO HI-FI**



**STEREO Dual Amplifier-Preamplifier HF81**  
 Kit \$69.95  
 Wired \$109.95  
 "Excellent" — SATURDAY REVIEW; HI-FI MUSIC AT HOME.



**Mono Preamplifier HF65A:**  
 Kit \$29.95  
 Wired \$44.95  
 Supply HF65: With Power Kit \$33.95. Wired \$49.95.



**FM Tuner HFT90**  
 Kit \$39.95\*  
 Wired \$65.95\*  
 Cover \$3.95.

\*Less Cover, F.E.T. incl.

buys you can get in high fidelity kits" — AUDIOCRAFT Kit Report.

**AM Tuner HFT94**  
 Kit \$39.95. Wired \$65.95. incl. Cover & F.E.T.



**STEREO Dual Preamplifier HF85**  
 Kit \$39.95.  
 Wired \$64.95.  
 "Extreme flexibility... a bargain!" — HI-FI REVIEW



**Mono Power Amplifiers (60, 50, 35, 30, 22, 14-Watt; use 2 for Stereo)**  
 from Kit \$23.50. Wired \$41.50.



**2-Way Bookshelf Speaker System HFS1**  
 complete with factory-built cabinet: \$39.95.



**STEREO Dual Power Amplifier HF86**  
 Kit \$43.95.  
 Wired \$74.95.



**Mono Integrated Amplifiers: (50, 30, 20, 12-Watt; use 2 for Stereo)**  
 from Kit \$34.95. Wired \$57.95.



TRUE Hi-Fi quality to drive hi efficiency speakers to concert volume.

NEW! COMPLETE STEREO DUAL AMPLIFIER AF-4  
 Kit \$38.95  
 Wired \$64.95

...and in  
**TEST INSTRUMENTS**



**New Power & Bias Supply for Transistorized Eqp. = 1020**  
 Kit \$19.95.  
 Wired \$27.95.



**Miniaturized Multi-Signal Tracer = 145A**  
 Kit \$19.95.  
 Wired \$28.95.



**Vacuum Tube Voltmeter = 221**  
 Kit \$25.95.  
 Wired \$39.95.



**Peak-to-Peak VTVM = 232 & Uni-Probe (pat. pend.)**  
 Kit \$29.95.  
 Wired \$49.95.



**New TUBE & CRT FIL. Tester = 61**  
 Kit \$3.95  
 Wired \$5.95  
 Fast-checks radio/TV tubes; pilot lamps, etc.



**1000 Ohms/Volt V-O-M. = 536**  
 Kit \$12.90.  
 Wired \$14.90.



**5" Push-Pull Scope = 425**  
 Kit \$44.95  
 Wired \$79.95.



**Tube Tester = 625**  
 Kit \$34.95.  
 Wired \$49.95.



**RF Signal Generator = 324**  
 Kit \$26.95.  
 Wired \$39.95.



**Series/Parallel R-C Combination Box = 1140**  
 Kit \$13.95. Wired \$19.95  
 1350 Combinations!



**6V & 12V Battery Eliminator & Charger = 1050**  
 Kit \$29.95. Wired \$38.95.  
 Extra-filtered for transistor eqpt. = 1060  
 Kit \$38.95. Wired \$47.95



**R-C Bridge & R-C-L Comparator = 950B**  
 Kit \$19.95.  
 Wired \$29.95.

IN STOCK! Compare, take them home — right "off the shelf" — from 2000 neighborhood dealers. Over 1 MILLION EICO instruments in use throughout the world.

© 1959, ELECTRONIC INSTRUMENT CO., INC., 33-00 N. BLVD., L. I. C. 1, N. Y.

See Page 38 for EICO'S BEST BUYS IN "HAM" GEAR.





By **FURMAN HEBB**  
Associate Editor

Special Report on

## Color TV Today

*What's the truth about color TV? Is it everything it's claimed to be? Here are the facts.*

**I**N 1954, when color television first became a commercial reality, the experts all foresaw a rosy future for it. John Q. Public was supposed to march right down to his local appliance store and lay his money on the line for one of the new multi-rued models.

But this John Q. Public did not do, and five years and 130 million dollars later (RCA's estimated investment), what has been color TV's lot? Judged by any business man's standards, it has gone over like a





**Musical** and variety shows are naturals for color TV. The Dinah Shore show is particularly "colorgenic." Perry Como and Steve Allen are also color favorites. Note the color background possibilities.

lead balloon. Out of a total of 45 million TV sets now in use, less than 500,000, or only about 1%, are color sets.

Ask the man on the street what he thinks of color TV, and chances are he hasn't even seen it yet. If he has seen it, he will probably say: (1) the quality is poor, (2) it's too expensive, (3) it's too difficult to tune, (4) there aren't enough color programs, and (5) color sets break down too often.

**Facts About Color TV.** Despite the fact that RCA has spent millions of dollars advertising and promoting color TV, the foregoing impressions are strongly implanted in the minds of a great many people. The awful pity of the situation is that, for the most part, these impressions do not reflect the true facts.

After having surveyed a number of color TV set owners and service technicians all over the country, and after having lived with a color set for a period of four months, the writer has come to the following conclusions: (1) the visual quality of color TV usually varies from good to very good and is often truly superb, (2) the sets are not difficult to tune, (3) there is still not a wide choice of programs, but color programing appears to be getting stronger with each new season, (4) the service problem is not significantly more important than it is with a black-and-white set (excluding one major consideration which we'll get to later), and (5) as far as price is concerned, although color sets are undeniably expensive, the




results of our survey of color set owners indicate that the great majority feel they have received full value from their sets.

**Color Set Owners.** To find out exactly what people who own color sets think of color TV, a number of owners were surveyed by mail. These people hailed from such diverse areas as: Lansing, Mich.; Elizabeth, N. J.; York, Pa.; Whittier, Calif.; Fishkill, N. Y.; Portsmouth, Ohio; Chicago; and Milwaukee.

Typical replies to the question, "What is your over-all impression of color TV?" were: "Beautiful," "Great," "Magnificent," "Exciting," and so on.

"Just one good color program a week offsets any additional cost of a color TV set," one enthusiastic fan wrote. "Color TV is far more natural than color movies."

Another commented, "After two years with a color TV set, we cannot contemplate any other means of home TV enter-



Special outstanding programs have been presented in color. The award-winning "An Evening with Fred Astaire" was one. Others included the Old Vic presentation of "Hamlet," and "The Green Pastures."



tainment. We seldom miss a color program. Only rarely do we go to movies because color TV is so satisfying."

The clincher was added by another fan. "We even enjoy commercials in color."

Almost unanimously, the owners reported that their sets have been easy to operate and have performed reliably. None had encountered problems in getting his set serviced. Most have found occasional adjustments of the controls necessary, but none considered these adjustments difficult to make.


When asked how well their color sets received black-and-white programs, the set owners generally agreed that a monochrome image is less sharp on a color set than on an ordinary set. In addition, most color set owners reported a slight color tint (usually a light bluish-green) on black-and-white programs. However, few people objected to either the "soft" monochrome image or the color tint on the screen. In general, the color set owners felt that black-and-white reception on their color sets was as good as on their monochrome sets.

Although antenna requirements are more demanding for color than black-and-white reception, the great majority of the color


owners surveyed use their old antennas with their color sets. Some, indeed, located near TV transmitters, report that they use only an indoor "rabbit ears" antenna.

The concluding question on the questionnaire was, "Do you think the enjoyment made possible by your color TV set has been worth the money you paid for it?" To this most important question, the answer was a unanimous "Yes."

**Service Technicians.** In order to get opinions on color TV from the technical point of view, it was decided to quiz the men who service color sets. The service technicians surveyed were scattered from St. Louis to Sacramento, Chicago to Fort Worth, and from New Orleans to Garfield Heights, Ohio. They have been handling color TV set repairs for an average period of four years, and each turns out about 57



Sports will receive color coverage this fall. NBC will telecast the World Series, 11 major football games (including four "bowl" games) and the Davis Cup tennis matches. Color gives sporting events a feeling of depth and realism.



color repairs a month. They indicated that, although in their experience color sets require slightly more repair than black-and-white models, breakdowns of color sets are usually caused, not by defects in the color circuitry, but by failures which are common to both color and black-and-white sets—such as loss of sound, no vertical deflection, power supply failure, etc.

It was generally agreed that it is slightly more difficult to a repair a color set than a black-and-white set. The average repair cost reflected this; whereas the average repair bill for a black-and-white set was reported to be about \$25.00, the average color set repair amounted to about \$30.00.

Of the technicians surveyed, half already own color sets and the remaining half indicated that they plan to buy color sets. In general, they feel that color TV is "very good" and they would be very optimistic about its future if the number of color shows were to increase.

**Tough Row to Hoe.** Any discussion of color TV should point out that two closely linked corporations, RCA and its affiliate NBC, in truth, are color TV. These two colossi of the electronics world together have produced well over 90% of all the color programs transmitted and over 90% of the sets to receive them on. With very little support from the rest of the industry, they have taken on the task of selling color TV to the American public. At this time, with over 130 million dollars sunk into polychrome TV, it is most unlikely that they will slacken their efforts.

But RCA and NBC, in their efforts to popularize color TV, are confronted by a double-headed monster: price and programming. If these two problems could be solved, there is no doubt that color TV would fulfill every optimistic speculation of five years ago.

Obviously if there were a wider choice of color programs, a person would have a much greater incentive to buy a color set than he has presently. However, color programming will never be what it can be until



Panel shows are probably the most fruitless subject for color TV. When the typical viewer sees "The Price Is Right" or "Haggis Baggis," in color, he may well say, "So it's in color—so what?"

All photographs courtesy of National Broadcasting Company



more color sets are in use. NBC's biggest competitors, ABC and CBS, have made it quite clear that they will start doing a bang-up color programing job only when "the people want it"—meaning, of course, when enough people have color sets to make it economically attractive to sell color shows to sponsors. In the meantime, NBC has to keep color programing going practically single-handedly; ABC hasn't done anything in color and CBS makes only a token contribution to color programing.

Looking at things from a TV set manufacturer's viewpoint, you can't really blame him for being hesitant about going into the business of turning out high-priced color sets at a time when many people would refuse to buy them because of the lack of more color programing. Consequently, with both the networks and the TV manufacturers waiting for the others to make the first move, color TV is caught in the middle of a game of "let's-wait-and-see." The question is: Which will come first, the chicken (in the form of lower priced color sets) or the egg (more and better color programs) ?

**Quality of Color.** As far as the visual quality of the finished product is concerned, as indicated earlier, it is variable—but rarely less than acceptable. Good color TV is a color experience as exciting and beautiful as any you'll ever run across—and this includes the results of any printing process and the highest quality color film.

If you have seen color TV in a store or in a bar and haven't been impressed, there can be two explanations: first, the set might not have been properly adjusted, and secondly, the level of illumination in the room may have been too high. In order for color TV to look its best, it must be shown in a considerably darker room than is suitable for black-and-white TV. If the room lighting is too bright, the picture will look weak and washed out; if the color control is turned up excessively in an attempt to give the picture more pep, it is almost impossible to achieve the correct color balance.

Live shows which originate under studio conditions generally provide the best color quality. The "Dinah Shore Chevy Show" comes live from California and is undoubt-

edly the top color show on the air. On the other hand, the "Steve Allen Show," which is also live, is less consistent in its color quality. This just proves it's not only the process, but the man behind the process, that counts. Dinah apparently has better technicians.

Filmed color, if expertly done, is almost as good as live color. "Northwest Passage," a filmed adventure series, generally has very good color, especially in the outdoor sequences.

To date, color-taped shows have been less satisfactory than either of the other two methods, with the color frequently appearing unsaturated and weak. Perhaps as the recorders and the tape are improved, color video tape will rival the other two processes. This would be very important economically, since color tape is about 15% cheaper than color film.

Truly poor color quality is almost always caused in the studio rather than in the receiver. Getting the light evenly distributed over the stage is a very ticklish problem. Occasionally a performer who is off-center falls into an area of illumination which is either "hot" or "cold." When this happens, his face may go out of color balance and turn either greenish or bluish-red. In severe cases, the unlucky actor may look as if he came from another planet. Improper color balance can be corrected in the studio, and distortions of this type will probably disappear as technicians become more skilled and as the equipment is made more self-correcting.

**Depth and Realism.** The most frequent words you'll find applied to color TV in the advertisements are "depth" and "realism." Now these don't mean much when you read them. They're just words. But the truth of the matter is that color does bring a genuine feeling of depth to the TV screen. When objects and people appear in their natural colors, you seem to see them *inside* the picture tube, rather than on the screen of the tube. It's not a true "3-D" effect, of course, but sometimes it comes remarkably close.

This feeling of depth accounts for part of the "realism" of color TV. But the different colors themselves add interest and realism. In color TV, as in painting, it is possible for the most banal subject to become a visually interesting experience by virtue of its color values alone. No matter what the subject matter, if color is

handled skillfully, it can be enormously exciting.

**The Sets Themselves.** The first color sets had 15" screens, four controls for color alone, and were priced at a cozy \$1000. In addition, the four controls worked together something like a combination lock. Each had to be set in just the right position before a good color picture could be received.

Color sets today have 21" screens, use only two extra "color" controls, and are priced as low as \$495.00. This isn't exactly cheap, of course, but from time to time special offers bring the price down more.

From the user's point of view, the greatest improvement in today's color sets over earlier models is the ease of tuning. There is no longer just one correct "combination." If you misadjust one control, it is usually possible to compensate with either the other color control or the fine tuning, or by a slight re-orientation of the antenna (if it's handy).

The two color controls are: (1) COLOR, which acts as a volume control, adjusting the *intensity* of the color, and (2) TINT, which varies the color *balance*. After the set is adjusted for normal black-and-white reception, when a color program comes on all you do is set the COLOR control for the minimum amount of color required to saturate the screen satisfactorily and then adjust the TINT, or color balance control, for natural flesh tones. If this is done, all colors will automatically come in with the correct balance.

**The Servicing Problem.** When the first color sets came on the market, the price for an RCA one-year service contract was \$149.50. Today, the price has come down to \$69.50. Included in the \$69.50 is installation and one year's service, with all parts being factory-guaranteed for the first year. However, since the parts guarantee expires after the first year, the price of a service contract jumps up in following years.


For these succeeding years, RCA offers two types of service contracts: a complete-coverage plan for \$119.50 per year; or a "Preferred Rate" plan for \$79.50 a year. The latter contract covers all parts and "limited" service—meaning that a flat fee of \$5.95 is charged for each service call after the first one.

Now, do you really need a service contract? It boils down to how much of a gambler you are. Look at it this way: since

(Continued on page 120)



SINCE THE DEVELOPMENT of the transistor, there has been an enormous rebirth of interest in the "odd-ball" receiver circuits dating from the early days of radio. Electronic hobbyists are regularly rediscovering the reflex, regen, and superregen-



## **Trans-3** **Pocket Radio**

erative circuits so popular when the O1A was the "hottest" tube around.

The enormous sensitivity of these trick circuits is reason enough for their use, as it is every hobbyist's ambition one day to achieve loudspeaker operation using a single transistor and no external antenna. That day is not here yet, but the simple circuit described below demonstrates the terrific sensitivity and gain that *can* be achieved by a reflexed detector followed by a couple of stages of audio amplification.

The completed project, including a built-

***Easily constructed unit  
offers loudspeaker operation  
with built-in antenna***

**By HARRY KOLBE**

in ferrite rod antenna, and 2¼" speaker, should run under \$15.

**Construction.** Because a large number of components is placed in a relatively small plastic cabinet (Lafayette MS-302), extreme care in the layout and selection of the miniature components is required. Unless the constructor is familiar with miniature construction techniques, a slightly larger cabinet should be used.

Winding the antenna coil is the first con-

struction step. Cut a 3¼" length of flat ¼"-wide ferrite strip. Then cover the strip with four layers of masking tape. The complete coil consists of 80 turns of No. 26 enamel-covered wire with a tap brought out at the 18th turn. Start the winding ½" from one end of the form and wind each turn so that a space the thickness of the wire exists between it and the next turn. Then coat the coil with coil dope and allow it to dry.

The cabinet and chassis are prepared next. If the MS-302 case is used, the raised rim surrounding the large tuning capacitor hole must be trimmed away. Drill about 20 ⅛" holes in the grilled front panel of the case. In the back panel drill three ⅛" holes approximately where the center of the speaker will be. Additional speaker and phone jack mounting holes are required.

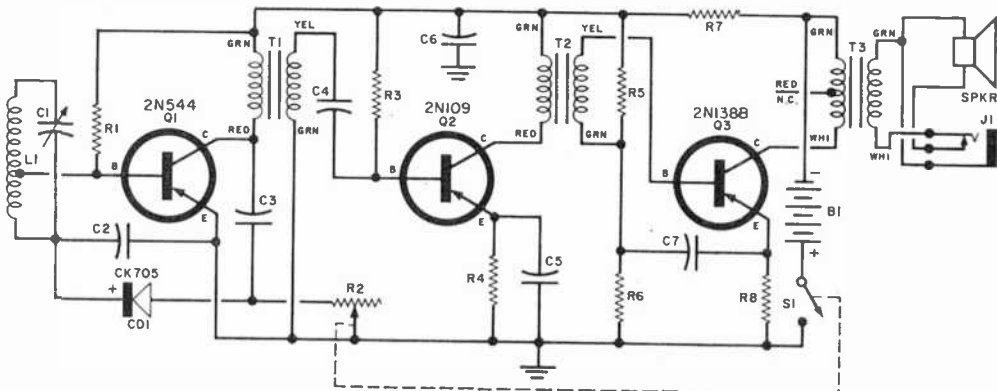
Cut the chassis from perforated phenolic board as shown. Flea clips are used for mounting the three transistors. Make the underchassis wiring and solder joints as flat to the chassis as possible. Mount the tuning capacitor in the hole provided using a large washer. The chassis is held in the case at one end by a washer and a bolt which screw into the nut imbedded in the case. The top end of the chassis is secured by the volume control mounting.

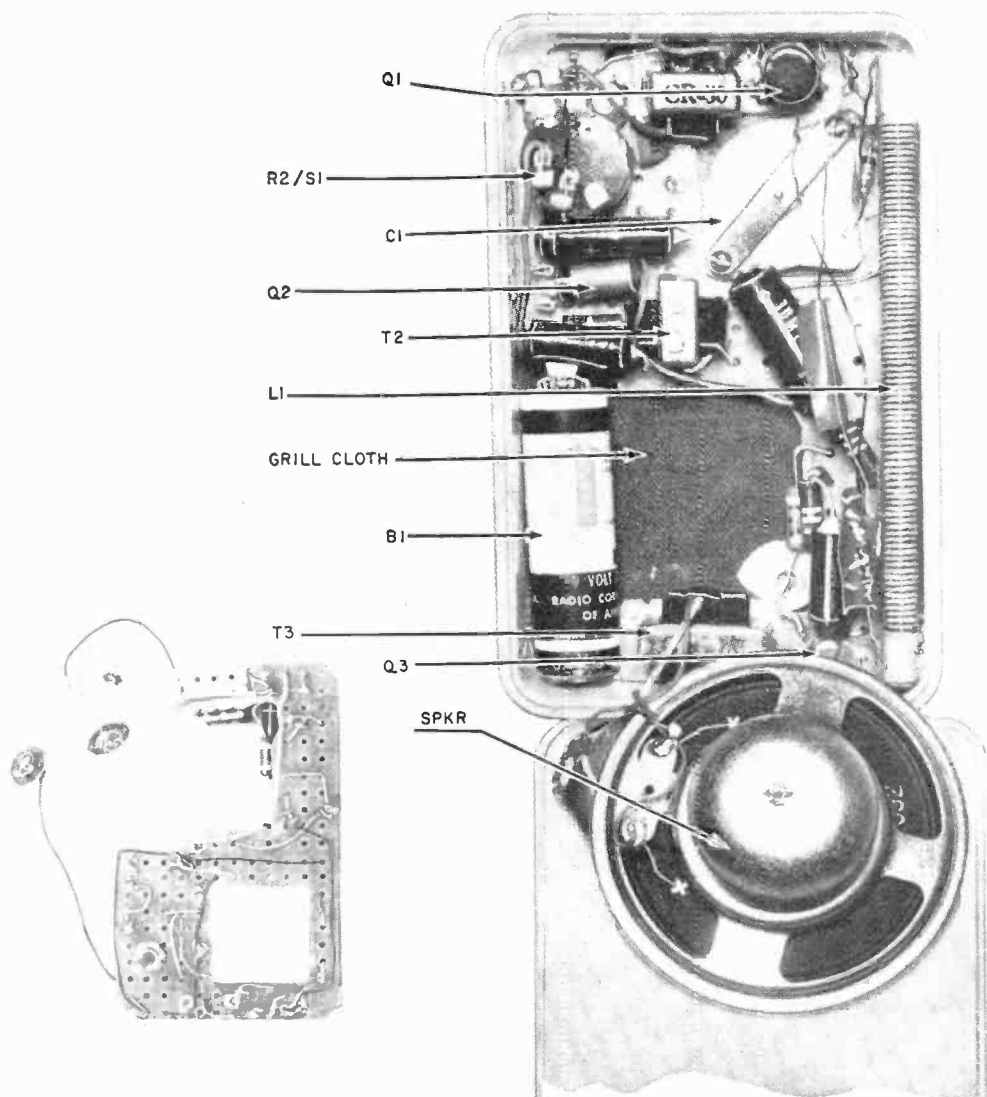
Construction is now complete except for the mounting of the antenna coil and speaker. Position the coil along the side of the case so that the tapped end of the coil is at the bottom end of the case. Secure the coil by cementing it to the side of the case with Duco cement.

The speaker is cemented or bolted to the back panel. It should be mounted with its cone facing three ⅛" back panel holes. This

## PARTS LIST

- B1—9-volt transistor battery (RCA VS-309A)
- C1—365- $\mu$ f. tuning capacitor (Lafayette MS-445 or equivalent) All capacitors
- C2—.01  $\mu$ f. miniature electrolytic
- C3—.01  $\mu$ f. or ceramic disc types
- C4, C5, C7—10  $\mu$ f., 6 volts
- C6—30  $\mu$ f., 15 volts
- CD1—CK705 diode (Raytheon)
- J1—Miniature closed-circuit phone jack
- L1—Antenna coil (see text)
- Q1—2N544 transistor
- Q2—2N109 transistor
- Q3—2N138B transistor
- R1—100,000 ohms
- R2—1000-ohm miniature potentiometer (with switch S1)
- R3—330,000 ohms All resistors
- R4—47 ohms ½ watt
- R5—4700 ohms
- R6—560 ohms
- R7—470 ohms
- R8—82 ohms
- S1—S.p.s.t. switch (on R2)
- T1, T2—20,000-1000 ohm transistor interstage transformer (Calrad CR-60 or Argonne AR-104)
- T3—500-3.2 ohm transistor output transformer (Calrad CR-80 or Argonne AR-119)
- Spkr—2¼" speaker (Calrad PM-2¼, or Lafayette SK-65 if larger cabinet is used)
- 1—Plastic cabinet (Lafayette MS-302, or larger MS-162)
- 1—¾"-wide ferrite rod (Lafayette MS-334)
- 1—Perforated phenolic board
- 1—Pack of transistor flea clips
- Misc. mounting screws, nuts, etc.





technique "front loads" the speaker and improves its tone quality.

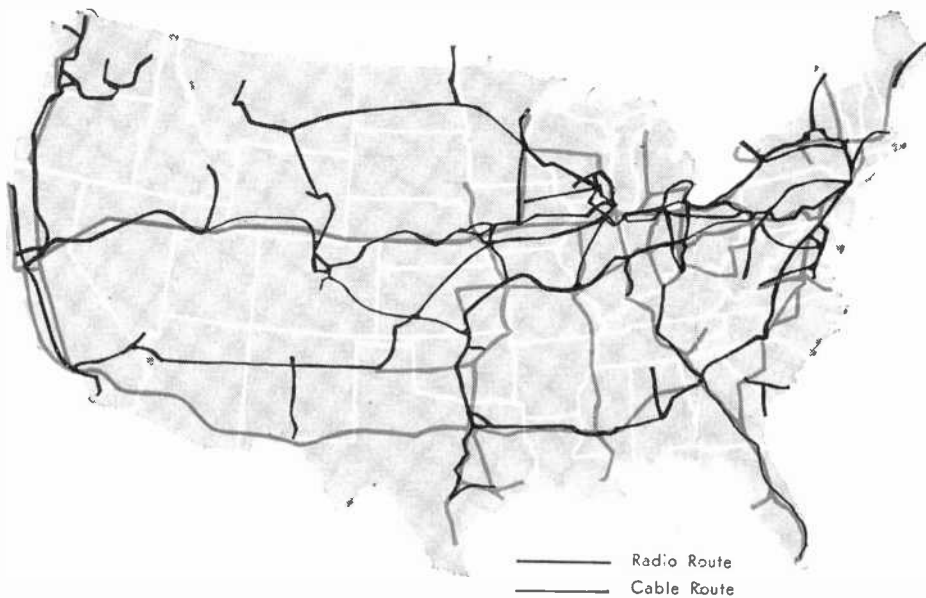
Install the battery, slip on the back cover, and the radio is ready for use.

**Operation.** Volume control *R2* controls the amount of detected audio signal fed back to the detector input. As the feedback audio signal is increased, a point of instability is reached and oscillation (squealing or a rushing sound) starts. The sensitivity is greatest just before oscillation.

To use the receiver, advance *R2* to the point where oscillation begins and then back it off until oscillation just stops. Now just tune in the desired station. If volume is too loud, simply decrease the sensitivity. A phone jack is provided for earphone operation when desired.

-30-

**In wiring the receiver,** be sure to use enough wire between the speaker and the output transformer. This will allow you to remove the speaker from the case for repairs or adjustments. If larger components are used than those suggested, rearrange the parts accordingly; a slightly larger cabinet than the one specified will be necessary.



# The Magic of Cross-Country

**Here's how telephone calls and TV programs are sent from  
coast to coast**

**By ART ZUCKERMAN**

**I**F YOU'VE been reading your mail lately, you may recall a letter from your local telephone company. This letter was about the new system of direct long-distance dialing which makes it possible for you to call Aunt Minnie in Minneapolis just by dialing 612, the area code number, plus her phone number.

Ingenious new switching circuits make such long-distance dialing possible. But these fancy new techniques wouldn't be worth a nickel without a way of getting messages across the country quickly and economically. At the present time, we have two efficient carriers of the cross-country electronic mailbag. These are the *coaxial cable* and the *radio relay* systems.

Some 16,000 miles of American real estate are covered by the radio relay towers of the American Telephone & Telegraph Co., while another 10,000 miles hold A T & T's buried coaxial cables.

**Through Earth and Air.** Although one sends its messages through underground tubes and the other goes through the air, radio relay and coaxial cable use the same basic techniques to handle thousands of telephone calls at the same time. Network television programs are routed around the country on these same carriers, right along with your phone call.

Actually, a coaxial cable and a relay antenna carry a broad band of frequencies. Some of the latest equipment covers eight

times the frequency span of the entire broadcast radio band. An individual telephone conversation occupies only a narrow channel of the band, much as a single radio program represents only a part of the total signal picked up by your receiving antenna.

In the same way that your radio receives and separates many stations, so coaxial cables and radio relay can carry an enormous composite signal and separate the many individual voice channels at the receiving stations and cable terminals.

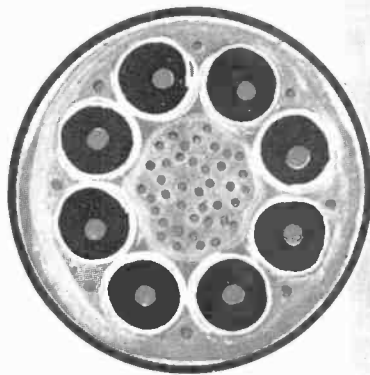
Why are there *two* systems? There are several reasons. First of all, the type of terrain to be covered can determine whether coaxial cable or radio relay should be used. In a mountainous area, radio relay is almost always called for, while coaxial cable is favored in open country.

Another factor is local needs. Other things being equal, the system which best suits local traffic requirements at a given time will receive the nod. At one point

Photos courtesy of American Telephone & Telegraph Co., Long Lines Dept.

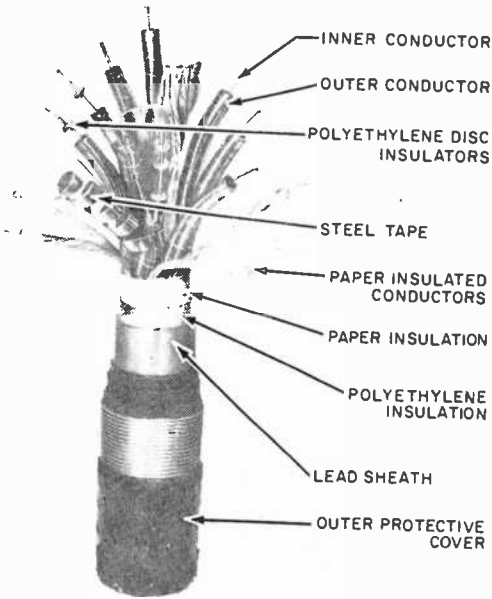


## Communications



The two carriers of the cross-country electronic mailbag are the coaxial cable and radio relay systems. Above is an inside view of a coax cable. At right is an antenna tower at a radio relay station.





**Coaxial cable** is made up of eight coaxial tubes plus a number of standard wire conductors. Spacers made of polyethylene position the center wires inside the hollow copper outer tubes.

in the game, radio relay may offer the greatest message-handling capacity; at another time, cable equipment may forge ahead.

The costs of the two systems tend to average out. While radio relay is cheaper to install, cable is cheaper to maintain and operate.

**The Cable System.** Coaxial cable is a marvel of design. About as big around as a man's wrist, it's really a collection of eight copper tubes, together with a number of standard wire conductors for maintenance and short-haul telephone purposes. These are all encased in a gas-filled lead sheath.

Each copper tube is roughly the diameter of a fountain pen. A copper wire runs down the center of each tube, held in place by polyethylene insulating discs spaced about an inch apart. Because the tube and the wire have the same axis, the tubes are called "coaxial." This design offers unusually good shielding properties. It prevents interference with other conductors in the same cable and protects against outside electrical disturbances.

For telephone purposes, the tubes are used in pairs—each transmitting in one direction. When equipped with the latest

design of related apparatus, some 1860 simultaneous conversations can be handled by each pair of coaxials.

Since signals carried by the cable weaken rapidly, a chain of booster amplifiers spaced four to eight miles apart is necessary to refresh them. Depending on the particular system, these repeater stations are mostly small, unattended units that draw their power from the cable itself. A series of main stations supplies this power and also provides over-all maintenance.


**Automatic Trouble-Shooters.** The cable has an amazing ability to look out for itself. Not so long ago, for instance, a farm hand in the South was digging post holes



**Radio relay antennas**, shaped like tapering horns, focus microwaves into tight beams and aim them at the next station down the radio relay chain.


when he hit something. The man was startled when the mysterious object started hissing at him. He was almost as surprised when a Bell System maintenance man showed up in short order.

The object our farm hand struck was, of course, a "coax." The hissing came from gas—either nitrogen or dehumidified air—escaping through a break in the casing. The gas serves two purposes. First, by escaping under pressure, it keeps moisture from entering the break. Second, it sets



**Television control** terminals monitor programs coming in either on radio relay or coaxial cable. One TV program ties up the equivalent of 600 telephone circuits.

**"Mickey Mouse" plow** train can cut through most types of terrain, planting coaxial cable and filling its trench as it goes along.



caused by lightning, nearby ignition systems, or even sunspots.

A radio relay chain is made up of a number of stations about 30 miles apart. Each one must be within the line of sight of the station in front and behind, because the microwaves they handle are highly directional and are focused into extremely sharp beams. The relay stations are placed in a zigzag path rather than in a straight line, so that there is no danger of a station's overshooting its mark and being picked up by the next station down the line.

Because it uses such tightly focused beams, microwave relay employs power

off an alarm at a main repeater station and allows maintenance personnel to locate the damage from gauges that show the point of lowest gas pressure.

Signal problems and power failure are other occasional sources of trouble in the cables. Here, too, the coax has built-in safeguards. For example, only six of the eight tubes are usually in operation. Two are kept in reserve for emergencies, one set to handle signals in one direction and the other ready to transmit in the opposite direction. If the commercial power should fail, batteries are automatically cut in. Should these go out, emergency generators take over.

Different locations require somewhat different safeguards. In areas where the soil offers a high resistance to electricity, a polyethylene insulating layer wards off lightning damage. Where gophers are found, a wrapping of steel tape deprives the critters of a tasty lead-sheath snack.

**Radio Relay.** Natural and man-made hazards are less of a problem with radio relay. Since it operates in the microwave frequency range, it isn't affected by static


very sparingly. It takes less than a watt—about enough to light up a pocket flashlight bulb—to span the gap between stations. The tight focusing arrangement also conserves frequencies at a station that feeds two or more relay chains. The station can send out the same frequency in different directions without danger of interference.

In regular practice, however, a relay station receives a transmission on one frequency band and then converts it to another frequency for relaying to the next site. Here, the transmission is again sent out on the original frequency, and the alternation of frequencies continues right on down the line. This practice eliminates the possibility of part of a station's transmission feeding back into its own receiving antenna.

The amplifiers that give the relay stations their punch really pack a wallop. They can take a weakened signal and send it on with a millionfold gain in strength.

As with coaxial cable, the radio relay system contains a number of built-in safe-

*(Continued on page 130)*

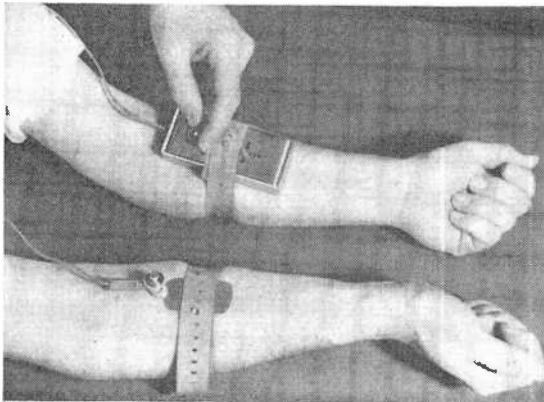
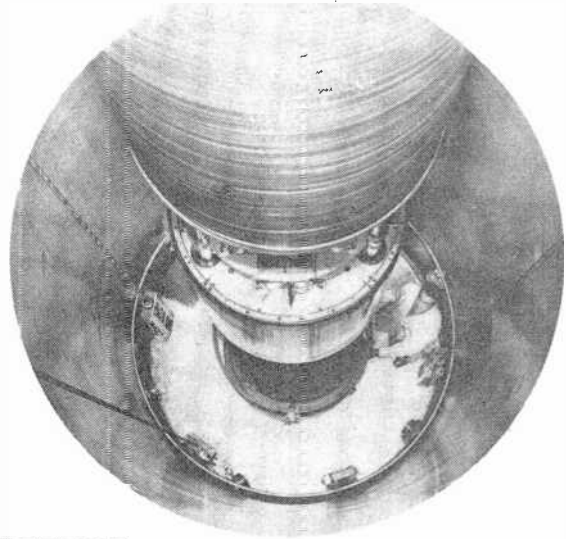


## LAUNCH HOUR

Space-age engineers take time out for relaxation by sailing radio-controlled boats during lunch hour at International Telephone and Telegraph's Guided Missile and Space Laboratory in Nutley, N. J. During working hours, these lunch-time skippers design "electronic brains" for guided missiles such as "Lacrosse," "Talos," and "Bomarc." In their spare time, they take things easy by designing and building souped-up remote control equipment for their boats. (UPI photo)

## ATOM SMASHER

The tiny technician at right gives you an idea of the size of the new particle accelerator at Britain's Atomic Weapons Research Establishment in Aldermaston. This low-energy 12-million-electron-volt van de Graaff generator is the largest of its kind in the world. By firing billions of atomic particles into a metal "target," the 100'-high generator makes its contribution to mankind's knowledge of the atom. It is expected to provide data which will lead to more peaceful applications for atomic power.



## HEART MONITOR

A new "heart monitor" is expected to reduce surgical risks by signaling physicians when emergency measures are necessary. The instrument translates electrical impulses from the heart into audible "beeps." When the monitor is strapped to the patient's forearm, an electrode attached to the other arm completes the sensing circuit. This device is being distributed by the National Cylinder Gas Division of the Chemetron Corporation.


# Multi-Purpose Pulsar

A HIGH-POWER transistor pulse generator has many interesting applications for the experimenter. For example, it can be used as a portable neon communicator, or marker light, an emergency flasher, an electronic fence charger, and a dog-and-thief discourager. Other possibilities that can be investigated include its use as a worm digger, a portable electronic fish guide, etc.

The pulse generator to be described here is very simple. It has a peak power output of 10 - 30 watts, depending on the load resistance. Battery drain is low, and the output voltage can be changed for different applications with a different output transformer. Seven type "D" flashlight cells are employed as these cells have a large current capacity and are available everywhere at low cost. They should last several weeks with normal use.

**Construction.** Since the pulse generator was designed for portable use, it is housed in a durable aluminum case with a con-

For general use, alligator clips are employed at ends of output leads. Special applications require other type connectors.



**Three-transistor pulse generator features high voltage output**

**By  
J. E. PUGH, Jr.**

venient carrying handle. Total weight including batteries is about 4½ pounds. All components except the batteries are mounted in the top half of the case, with the case itself serving as the chassis.

There is plenty of space available, but take care to keep the parts from shorting out to the batteries when the case is closed. Mount the battery clips low on the sides of the case, as shown. Keep *T2* close to the top but low enough to allow room for the handle mounting screws.

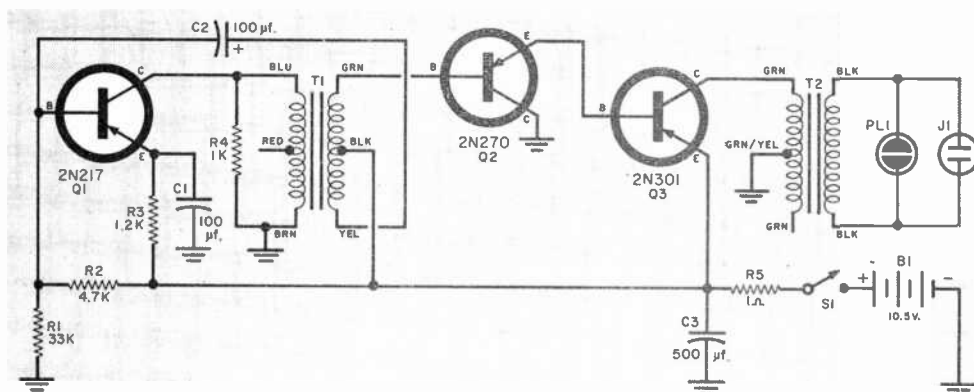
Transistors *Q1* and *Q2* are soldered to the terminal strips, with the usual precautions, and *Q3* is mounted to the chassis by means of two machine screws. *Q3*'s collec-

## How It Works

Transistor *Q1* is a blocking-oscillator-type pulse generator which develops stable, short, high-level pulses. A low pulse rate is preferred normally because it keeps battery drain low, but the rate can be changed by varying the values of *R1*, *R2*, and *C2*. The width of the pulse can be changed by *C2*.

Pulses generated by *Q1* are applied to *Q2* by the secondary of *T1*, which also supplies feedback to make *Q1* oscillate. Transistor *Q2* amplifies the pulses without inverting them, *Q3* further amplifies them and *T2* reverse-connected—steps up the voltage before applying it to the output receptacle (*J1*).

The secondary of *T2* is isolated from the metal case to reduce the chance of shock. Neon pilot lamp *PL1*, connected across the output, shows that the pulser is working properly.



tor is the shell and must be insulated from the chassis with fiber washers or a power transistor insulating mounting kit.

The collector connection is made with a flat solder lug under one of the fiber washers. Use a lock washer between this washer and the nut for a positive contact. After you mount *Q3*, check with an ohmmeter between its collector (shell) and chassis to be sure that the insulation job is effective.

Connectors for the *Q3* base and emitter are taken from a miniature 7-pin tube socket. Put a small piece of mica or paper between these connectors and the transistor body to prevent accidental contact.

Heavy peak currents flow in the *Q3* output circuit and in the battery circuit, so be sure that all connections are good and that the battery holders contact the batteries firmly. Bend in the terminal ends of the holders to increase contact pressure.

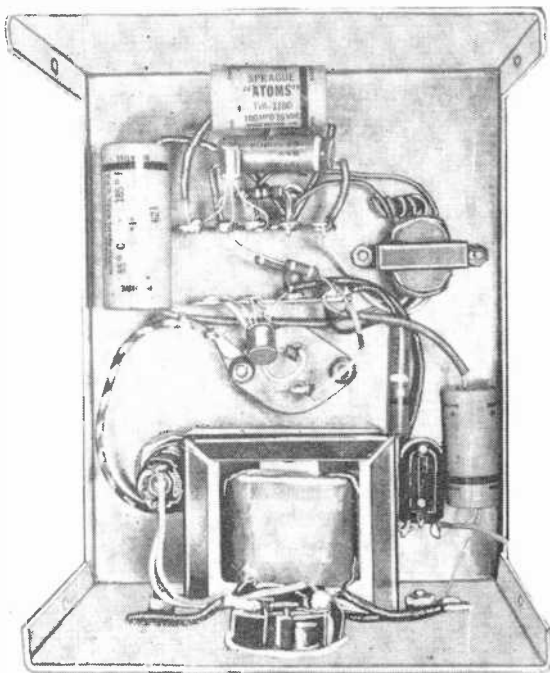
To avoid damage to the transistors by

## Parts List

- B1—10.5-volt battery (seven series-connected type "D" flashlight cells)
- C1, C2—100- $\mu$ f., 15-volt electrolytic capacitor
- C3—500- $\mu$ f., 15-volt electrolytic capacitor
- J1—Panel-mounting a.c. receptacle
- PL1—Neon pilot light assembly (Dialco 95408X or equivalent)
- Q1—2N217 transistor
- Q2—2N270 transistor
- Q3—2N301 transistor
- R1—33,000 ohms
- R2—4700 ohms
- R3—1200 ohms
- R4—1000 ohms
- R5—1 ohm, 1 watt
- S1—S.p.s.t. toggle switch
- T1—Transistor audio transformer, 500 ohms CT to 500 ohms CT (Thordarson TR-1 or equivalent)
- T2—Filament transformer, 117-volt primary; 6.3-volt, 3-amp. secondary
- 1—4" x 5" x 6" aluminum cabinet (Bud 29442 or equivalent)
- 2—Holders for two "D" cells (Acme #12)
- 3—Holders for single "D" cell (Acme #11)
- 1—Four terminal tie strip (1 lug grounded)
- 1—Five-terminal tie strip (1 lug grounded)
- 2—Pin connectors for Q3
- 2—Fiber shoulder washers and sleeves
- Misc. handle, screws, nuts, solder lugs, wire, lock washer, rosin core solder

All resistors  
1/2-watt composition  
unless other-  
wise indicated






The battery holders should be located carefully on the chassis lid, or the lid will not close properly.

The output power is somewhat low for best worm "turning" and fish guiding, but some interesting results are still possible. For these and other loads below 500 ohms, use the full 6.3-volt winding of *T2* as the primary instead of using the center-tap as shown in the schematic diagram.

Two fork-like probes, each consisting of three or four  $\frac{1}{8}$ " rods about 12" long, will



reverse battery polarity, put a small dab of red paint or nail polish on the positive terminal of each battery holder.

**Applications.** With the parts listed, the pulse rate is about 90 per minute, the open-circuit voltage is over 600, and 125-volt pulses are obtained across a 500-ohm load. This is suitable for medium loads such as a large neon lamp in a portable marker light or an emergency flasher.

When the pulse generator is used as a fence charger or dog-and-thief discourager, larger open-circuit pulses will be needed—which means that *T2* must have a larger turns ratio. Try using the center-tap and one filament lead of a 2.5-volt filament transformer as the "primary." The d.c. resistance of the low-voltage "primary" winding connecting to *Q3* should be no more than 1 ohm for best results. You'll find that almost any well-insulated transformer with the proper turns ratio will serve nicely as *T2*.

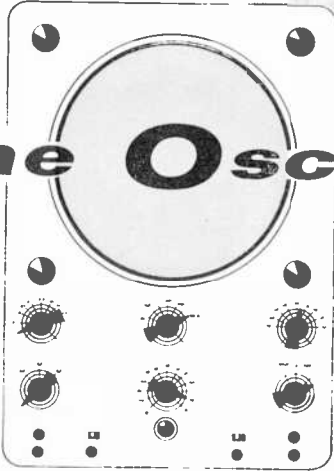
For light communication work, use a 3-watt neon lamp and change *R1* to 1000 ohms and *C2* to 20  $\mu$ f. to obtain about 60 pulses per second. The telegraph key can be placed in the *Q1* emitter return just below the *R2-R3* junction, in the *Q1* collector return between *T1*'s brown lead and ground, or across *R2*.

be needed for worm digging. The upper ends of the rods can be mounted about three inches apart in a strip of metal, or in wood with the upper ends soldered together. Attach a wooden handle to each probe to avoid shock. The separation between the two probes will generally be about two to four feet depending on how wet the earth is. A few trials will show which is best in each case. (See "Don't Dig Those Crazy Worms" in the May 1957 issue of *POPULAR ELECTRONICS*.)

For electronic fish guiding (see the November 1956 issue), one probe can be a metal boat bottom or a sheet of metal foil tacked to the hull, and the other a sheet of foil tacked to a wooden pole. The second probe can be held by the operator or suspended in the water from the side of the boat. The heavy load placed on the pulser by the water will limit the electric field between the probes to a small area, but any fish entering the field will be attracted to the positive electrode. Experiments should be limited to fresh water because the resistance of salt water is too low for the pulser to work properly.

# Test Instruments

## The Oscilloscope



### Part 1

### How Cathode-Ray Tubes Work

By **LARRY KLEIN**  
Technical Editor

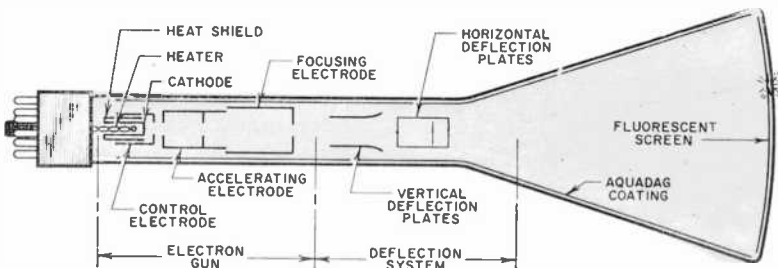
**W**HENEVER a science fiction movie or TV show wants to appear ultra-scientific, chances are that an oscilloscope will be shown with some interesting-appearing trace fluttering across the face of its cathode-ray tube. With its profusion of control knobs and input facilities, the oscilloscope is probably the most impressive-looking instrument on the technician's test bench. But the very diversity of functions of this multi-talented instrument also makes it one

of the most difficult to understand and use to full advantage.

**On the Beam.** Since the heart of the modern oscilloscope is the cathode-ray tube or CRT, let's see how it works first. A type of CRT familiar to most people is the picture tube in their television sets.

In the neck of the picture tube, the designers have placed an electron gun (Fig. 1) which shoots, not bullets, but electrons—about six billion of them per second—in a

**Fig. 1.** Physical arrangement of the electron gun elements and the deflection plates. Specific design problems may result in different arrangements of elements.



concentrated high-velocity beam toward the phosphor-coated face of the tube. This thin coating fluoresces under the electron bombardment. A TV set with its yoke disconnected or an oscilloscope with its horizontal and vertical gain controls turned down would let you see the small luminous dot caused by the electron stream hitting a single point.

How do we cause this dot to form a TV picture or oscilloscope trace? The answer lies in making use of the particular properties of an electron beam. It seems that a stream of electrons can be deflected (or

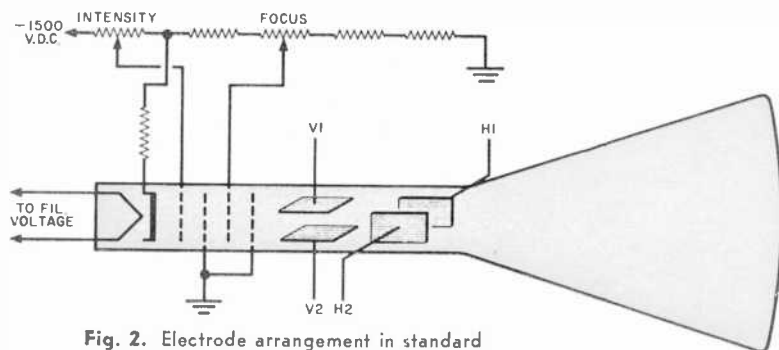


Fig. 2. Electrode arrangement in standard oscilloscope cathode-ray tube. Elements responsible for focus and intensity of beam are shown connected to potentiometers which enable a wide range of adjustment.

bent) by either a *magnetic* field (such as is produced by the yoke in a TV set) or an *electrostatic* field. The internal design of the CRT determines which type of deflection system should be used with the tube. In general, TV sets are designed to use the magnetic system and oscilloscopes to use the electrostatic system.

**Designed for Deflection.** Electrostatic deflection, which is the type that concerns us here, is not at all mysterious. If you've ever noticed the way a hair comb can pick up lint on a dry day, you've seen electrostatic attraction at work.

Figure 2 is the schematic diagram of the inside of a typical 5" oscilloscope tube showing the arrangement of the tube elements and how the operating voltages are applied. If all the elements are doing their jobs correctly, a focused beam of electrons is shot out from the electron gun to the tube face.

In its travels, this beam passes between two separate pairs of deflection plates—H1, H2 and V1, V2. These plates will bend the beam either right or left, or up or down, or any combination of horizontal or vertical,

depending upon the voltages present on the pairs of plates.

The action which takes place is illustrated in Fig. 3. With zero difference in potential between the two plates, the beam is centered. If 50 volts d.c. are applied across the horizontal plates in the manner shown, the spot will move about 1" right or left. (The actual distance moved depends on the CRT's sensitivity.) Applying 100 volts d.c. will move the spot about 2", etc.

A reversal of the polarities shown in Fig. 3 will move the spot an equal distance in the opposite direction. The same story, of


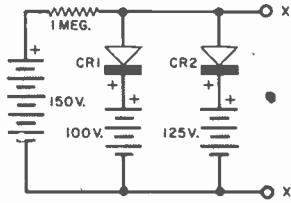


Fig. 3. A positive voltage on a deflection plate attracts the negative electron beam. Amount of deflection is directly proportional to the applied voltage. The negative supply may either be at ground or below-ground potential.

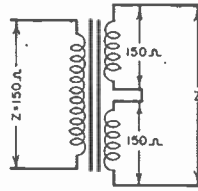
course, applies to the vertical plates for up and down motion of the spot.

Once we understand the basic operation of the CRT, we are equipped to examine the rest of the oscilloscope and find out how the deflection voltages are developed and what role they play in the final presentation of a trace on the scope face. Next month we'll look at some saw-tooth waveforms and check out the vertical and horizontal amplifiers used with scopes. -30-



**1** Chris Tal found this circuit in a notebook he had saved since his school days. At a glance he knew what the voltage across points X should be. What was once a tough problem for him is now a snap. How about you?

—Dale F. Betz

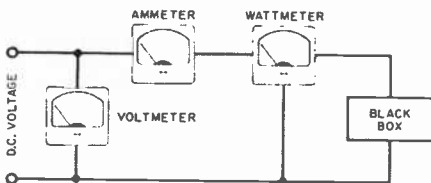


**2** Needing a 150 to 300 ohm impedance-matching transformer, a ham friend of ours turned up a transformer with two 150-ohm secondary windings. He connected the windings as shown but the results were unexpected. Why?

—Garbis Saatjean

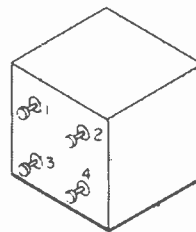
## Electronic Sticklers

(Answers on page 126)



**3** Here is a "black box" problem that could trip even the experts. With the circuit connected as shown, the ammeter reads 1 ampere, the voltmeter reads 10 volts, but the wattmeter shows zero. What is in the black box?

—A. G. Swan



**4** Ed Surplus found this black box having four numbered terminals. In an attempt to figure out the contents, he applied 1 volt a.c. to terminals 1 and 2. His VTVM showed 1 volt a.c. at terminals 3 and 4. But to his dismay, he measured 1 volt a.c. at any two terminals when he applied 1 volt a.c. to the other two. Ed gave up in disgust. Would you?

—Cesar E. Marestaing

## POPULAR ELECTRONICS

*Builds a*

# Citizens Band Transceiver


*2W4116 Unit 2 calling 2W4116 Unit 1.  
Come in, please.*

*2W4116 Unit 1 to 2W4116 Unit 2. Hi,  
Hon. Hurry home. Supper is almost ready.  
Over.*

*I'm on the way. Coming down U. S. 4  
now. Will keep tuned to Channel 12 in case  
you call. 2W4116 Unit 2 over and out.*



**Model CB-1 Heath  
transceiver puts  
2-way radio within  
everyone's reach**



*18W3325 calling 2W4116, Unit 2. Do you  
read me, OM? I'm calling you from down-  
town Chicago. Over.*

*2W4116 Unit 2 to 18W3325. Hear you  
5-by-5. I am in New Jersey near the George  
Washington Bridge. Man, we must be 750  
miles apart.*

ONCE inhabited only by hams, the 11-meter band is now known officially as the Citizen's Radio Band. The man-in-the-street having no technical know-how can now enjoy two-way radio with endless possibilities for pleasure and business.

One of the first transceiver kits for this new band is produced by the Heath Company (Benton Harbor, Mich.). Moderately priced at \$42.95, the Model CB-1 is as easy to build as it is to operate.

The complete transceiver is housed in a

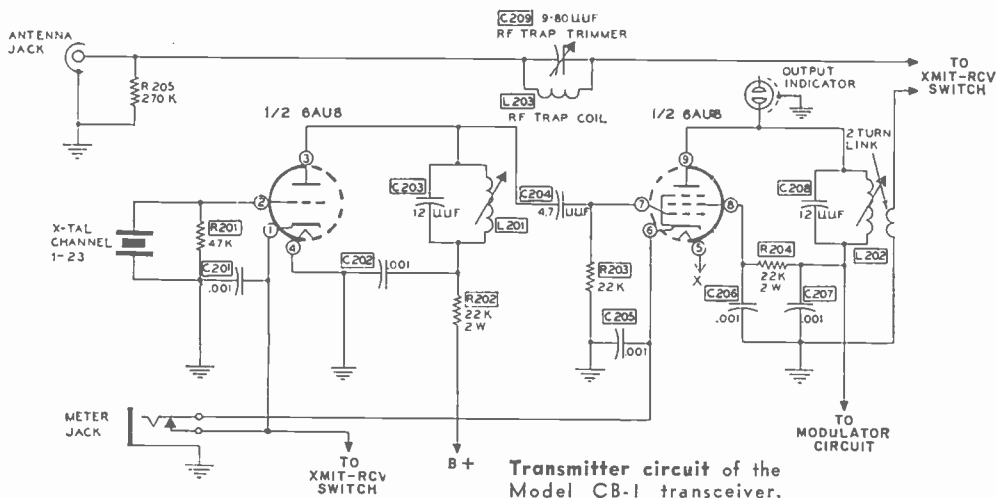
handsome, lightweight 8" x 6" x 9 3/4" cabinet. Its small size makes it convenient not only for home use but for cars where under-the-dashboard space is at a premium.

**Mobile Operation.** Although the Model CB-1 can be operated from a.c. house current, a handy power plug on the rear apron of the unit permits a quick disconnect for other power sources. All that is needed for mobile operation is a standard 6- or 12-volt vibrator supply with an output of .260 volts at 60 ma. Transceiver filaments are also operated directly from either a 6- or 12-volt auto power system.

Front panel controls include receiver "Volume," "Tuning," and a "Transmit-Receive" switch. A neon power-on indicator operates with any power source used, and another neon indicator flashes when the unit is transmitting. A ceramic hand mike plugs into a front panel jack.

Several types of antennas are available





from Heath. We chose the whip, which can be mounted on the rear of the cabinet.

**Circuit Features.** The r.f. section of the transmitter consists of a single 6AU8 dual triode-pentode tube. The triode section operates as a crystal-controlled oscillator and drives the pentode final amplifier to the 5-watt maximum permitted by FCC regulations. All the coils are of the slug-tuned type and are easy to adjust.

The r.f. from the final tank coil is link-coupled to the antenna jack and resultant harmonics that might interfere with your neighbor's TV are minimized by a series r.f. trap. The trap also keeps strong local TV signals out of the receiver portion.

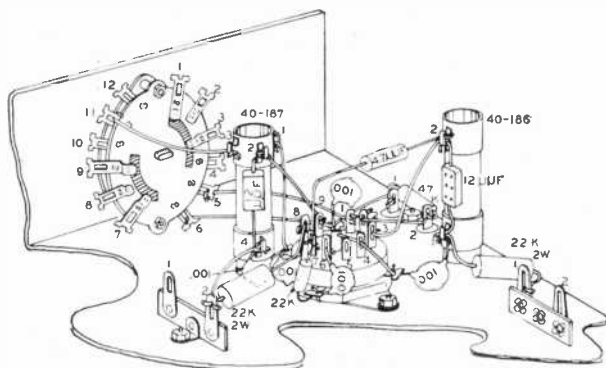
Receiver design is simplified by the use of a single 6AN8, which functions as a broad-tuned r.f. stage and a tuned supergenerative detector. The transceiver's audio section consists of a 12AX7 and a 6AQ5 and provides a healthy 1 watt of power to the 3½" speaker. This same section also is used as a modulator for the transmitter.

Silicon diodes featured in the power supply are in a voltage doubler circuit, thus eliminating the usual heat-producing rectifier tube.

**Construction Hints.** The Heath instruction manual lets you build directly from pictorial diagrams without referring to the very large schematic diagram which is included. But read the whole manual before you lift a soldering iron. And don't try to finish the kit in a single evening, or you may find yourself getting too tired to do a good construction job.

One thing to watch is the installation of the transmitter power neon indicator. Do not clip off one lead as instructed. Instead, leave about ¼" of lead. Touch a screwdriver or insulated wire to this lead while tuning the transmitter final. The added capacity to ground will allow the neon indicator to strike quickly and make adjustment easier.

**On Trial.** When the CB-1 was hooked up and tried out, stations from several time zones throughout the country were received loud and clear. With the transmitter operating from a car, a station a few miles away reported a strong signal with high modulation. —30—



**Parts placement** at transmitter tube socket is critical. Slug-tuned oscillator and final coils are mounted near socket. Switch is shown partly wired.

By  
**HARLOW VAN METER**  
K6RFS

## AUDIO FREQUENCY FILTER



# **VARIABLE BANDPASS FILTER for the Ham and SWL**


**M**ANY radio amateurs and short-wave listeners operating near commercial areas are plagued with high background noise and local interference from neon signs, fluorescent lights, motors, etc. One way to make weak voice stations intelligible under these conditions is to attenuate the frequencies below 500 cycles and above 3000 cycles. Part of the audio signal is lost, of course, but the remaining portion has high intelligibility, and power line noise and adjacent station heterodyning will no longer tend to swamp out the signal.

This filter inserts a variable bandpass circuit in series with the receiver's speaker voice coil. By switching in various values for *L* and *C*, a series-resonant circuit with a desired bandpass can be selected while you are listening to a station.

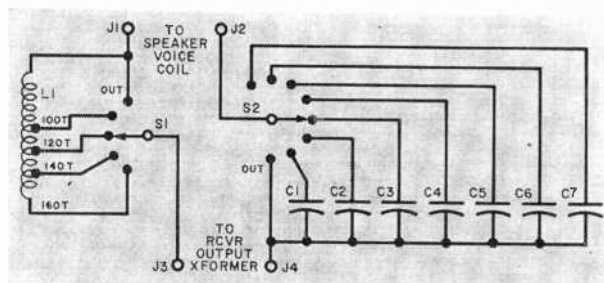
Coil *L1* is wound on a wooden dowel  $\frac{3}{4}$ " in diameter and about  $1\frac{1}{2}$ " long. Glue and tack stiff cardboard or Masonite retainers on the ends of the dowel to support the coil tap connections. Wind about 160 turns of enameled or Formvar-covered copper wire (#18-#20) on the coil form with taps at the 100-, 120- and 140-turn points.

Connect coil *L1* to a five-position rotary switch and the capacitors to a 12-position switch of the same type. On both, the "Out" (off) position bypasses the filter if

*Improve your S/N ratio with  
this easily constructed filter*



**Internal view of bandpass filter shows direct point-to-point wiring employed. Note that four positions of the 12-position switch are unused.**



### PARTS LIST

- C1—15  $\mu$ f.
- C2—10  $\mu$ f.
- C3—5  $\mu$ f.
- C4—2  $\mu$ f.
- C5—1  $\mu$ f.
- C6—0.5  $\mu$ f.
- C7—0.1  $\mu$ f.
- J1, J2, J3, J4—Five-way terminal post
- L1—Approximately 160 turns of #20 enameled copper wire (see text)
- S1—S.p., 5-pos., non-shorting rotary switch (Mallory 3215) or equivalent
- S2—S.p., 12-pos., non-shorting rotary switch (Mallory 32112) or equivalent
- 1—6" x 4" x 5" chassis box (LMB 142)


high or low frequency cutoff is not needed. Note that there will normally be a drop in loudspeaker volume as the degree of frequency attenuation is increased, but in most cases the very great improvement obtained in the signal-to-noise ratio will more than compensate for the volume loss.

The speaker impedance, receiver characteristics, acoustical conditions, and your own ears will determine the coil taps and capacitor values used. Remember, you're listening for intelligibility and not fidelity, so don't expect too much in the way of natural-sounding speech reproduction. Proper setting of the controls will limit

the noise frequencies reaching the speaker to such an extent that good copy will be possible under conditions that formerly made even partial copy impossible. —30—

## Versatile Electrical Connector

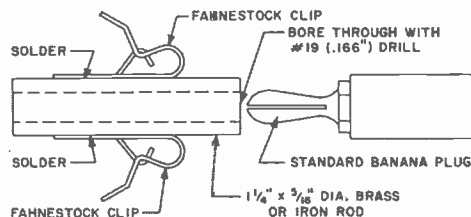
BY  
ART TRAUFFER



**I**N EXPERIMENTAL and repair work, when it is necessary to join temporary wire leads having various types of terminations, this easily made connector can save you much time and trouble. It is simply a 1 1/4" length of brass, iron, or copper tubing, having a bore of the right diameter to accept standard banana plugs. Two or three 3/4"-long Fahnestock clips are soldered onto the tubing. If you have any trouble finding metal tubing with the right

size bore, you can make your own as shown.

You can join two banana plugs by pushing one into each end of the connector. Two phone-cord-tips can be joined by placing one in each clip. Or, you can join two spade lugs, or two plain wire leads, by putting them in the clips. There are many possible combinations of quick connections that can be made. Since the connector costs only a few cents to make, you will probably want several of them. —30—



POPULAR ELECTRONICS

# Build a Power Footswitch

*... for your ham shack,  
darkroom, or workshop*

A FOOTSWITCH is a useful device for operating a drill press, bench saw or other piece of machinery when it is desirable to have both hands free. Also, it is a great convenience in the darkroom; you can switch from safelight to enlarger and back in two easy "steps."

A snap-action s.p.d.t. switch with a 10 to 20 amp. rating is used. For darkroom work, both the enlarger and safelight are plugged into the footswitch receptacles. One step takes the power off one receptacle and puts it on the other. A second step reverses the situation.


If the footswitch is to be used for operating machinery alone, either power receptacle can be used, or the footswitch can be designed for a single receptacle.

Note that the entire footswitch box is fabricated from a single piece of 16-gauge sheet metal. You'll find aluminum easiest to work.

First, cut the metal to shape with a pair of tinsnips, and drill and punch all the required holes. The box is then formed by bending the metal in

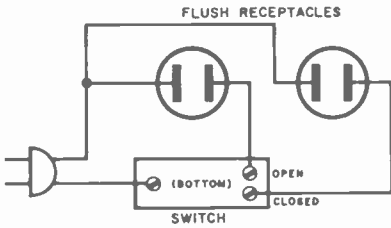
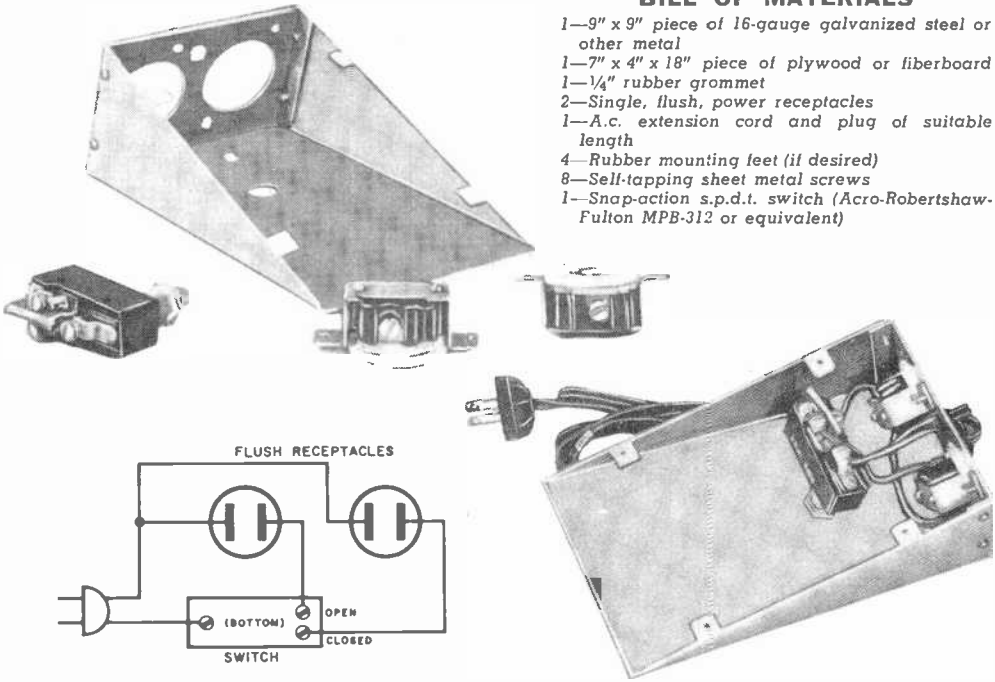


By  
HENRY SEVCIK



## BILL OF MATERIALS

- 1—9" x 9" piece of 16-gauge galvanized steel or other metal
- 1—7" x 4" x 18" piece of plywood or fiberboard
- 1—1/4" rubber grommet
- 2—Single, flush, power receptacles
- 1—A.c. extension cord and plug of suitable length
- 4—Rubber mounting feet (if desired)
- 8—Self-tapping sheet metal screws
- 1—Snap-action s.p.d.t. switch (Acro-Robertshaw-Fulton MPB-312 or equivalent)



a vise or a homemade bending brake fabricated from a couple of blocks of wood and a pair of hinges.

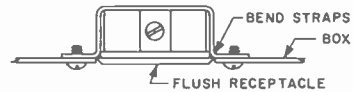
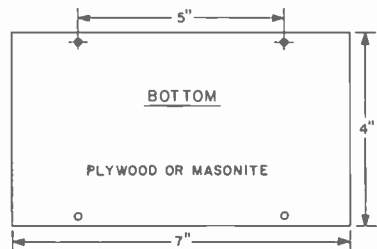
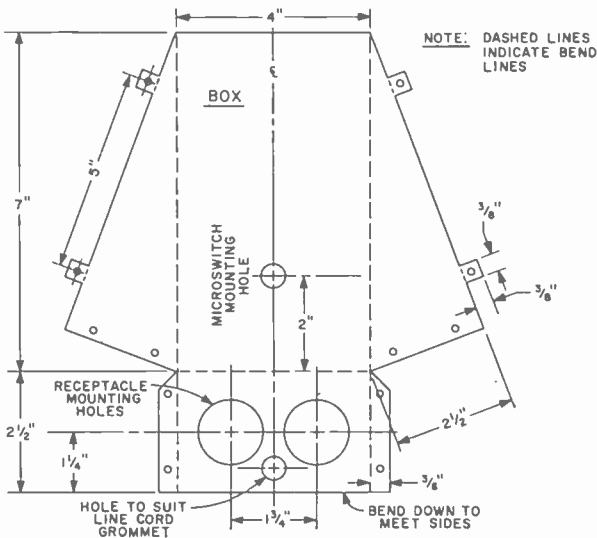
Secure the sides of the box with rivets, self-tapping sheet metal screws, or with solder. Then cut a bottom cover from a piece of 1/8" plywood or fiberboard, being careful to drill and countersink the holes where the mounting tabs are located.

Mount all parts and wire the unit as shown in the dimensional drawing. Recep-

table mounting straps must be bent slightly for true flush mounting. The bottom cover can be secured to the box with 6-32 flat-head machine screws; or you can use longer screws fitted with rubber feet.

The footswitch is now ready for use. Plug in the power cord and insert the enlarger and safelight cords in the outlets. If the footswitch is used for power tools, remember not to exceed the current rating of the switch.

-30-




The footswitch box can be constructed following the template at left, or another layout may be used if desired.



**M**ANY crystal-controlled converters are available to the v.h.f. enthusiast and to the satellite listener, but most of them require external filament and B+ voltage supplies. Some converters, such as the Tape-tone XC-51, need voltage-regulated supplies. The VR supply to be described here will furnish power to most popular converters, including the satellite types.

In working with several different types

# Power Your Converter



Converter courtesy Tapetone, Inc.

of crystal converters, it was found that 150 volts d.c. was most often required. The noise figure was improved in some converters by using 150 volts when the manufacturer called for 150 to 250 volts. In fact, a regulated power supply will improve the results with any converter, whether recommended or not.

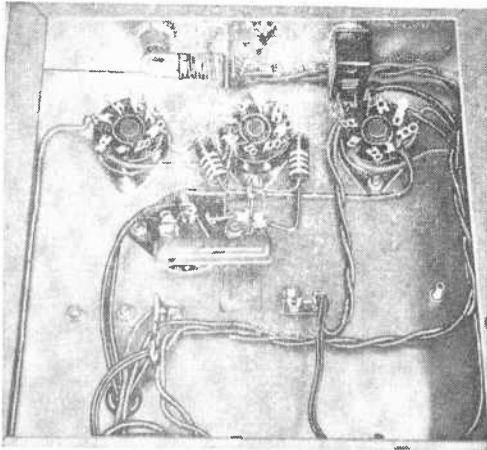
**Substitutions.** This VR supply will furnish 150 volts, d.c., with loads between 10 and 70 ma., plus 6.3 volts, a.c., at 3 amperes. Transformer *T1* must have at least 175 volts each side of center-tap on the high-voltage winding, at 90 ma. or more.

If a different power transformer is used, the value for resistor *R1* will vary depending on the value of the high-voltage winding on *T1*. It is not hard to calculate the resistance of *R1*, however. Simply take the

with a  
**REGULATED  
POWER  
SUPPLY**



By DONALD A. SMITH, W3UZN



### HOW IT WORKS

The VR supply uses a 5Y3 full-wave rectifier (V1) and two VR-150/OD3's (V2 and V3) in parallel as voltage stabilizers. All the rectifier plate current is returned through the center-tap of the high-voltage winding via jumpers inside each VR-150 to protect the powered equipment.

Resistor R1 serves to limit the output current passing through the voltage regulator tubes to a safe value. Resistors R2 and R3 help balance tube current.

Tubes V2 and V3 can each regulate loads from 5 to 35 ma. The two tubes in parallel handle 10 to 70 ma. In spite of large variations in current through V2 and V3, the voltage across them remains constant. These tubes drain more or less current depending on the output voltage at the pi-filter and changes in the load.

### PARTS LIST

- C1a/C1b—20/20- $\mu$ f., 450-volt dual electrolytic can capacitor
- CH1—5-henry, 100-ma. choke
- F1—2-ampere fuse and mounting assembly
- PL1—6.3-volt pilot lamp and assembly
- R1—Sliding-tap variable resistor (see text and diagram)
- R2, R3—68-ohm, 1-watt resistor
- S1—S.p.s.t. toggle switch
- T1—Power transformer, 520 volts CT., 90 ma.; 6.3 volts, 3 amp.; 5 volts, 2 amp. (Stancor PC-8404 or equivalent)
- TS1—Four-screw terminal strip
- V1—5Y3 tube
- V2, V3—VR-150/OD3 tube
- 1—7" x 7" x 2" chassis
- 3—Octal tube sockets
- Misc. hardware and  $\frac{3}{8}$ " grommet

**Layout** is not critical. However, leave enough space between tubes for heat dissipation.

high-voltage potential between the center-tap and one side and subtract 170 from it. Then divide the answer by one-half the load current. For example, if your converter drains 70 ma., divide by 35 ma. (.035).

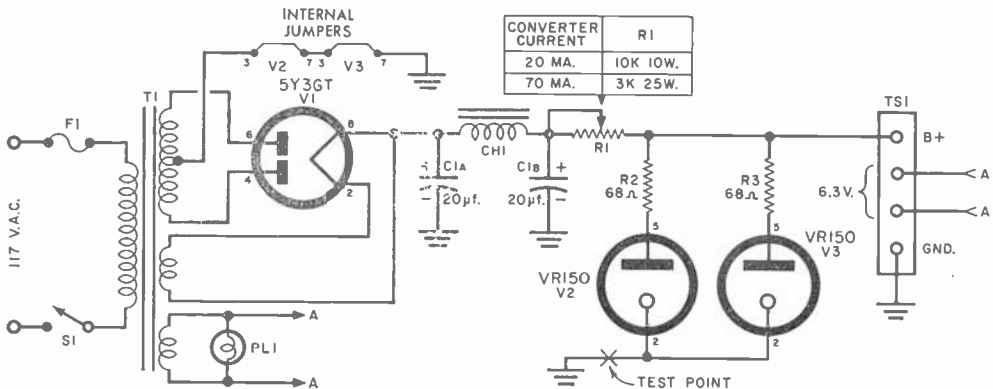
Typical values for R1 using the specified power transformer are shown in the schematic diagram.

**Construction.** A 7" x 7" x 2" chassis was used although other sizes are suitable. A four-terminal strip is mounted on the back of the chassis with the wires coming through a  $\frac{3}{8}$ " grommet from inside the chassis. Make up a cable with the type of power supply connector which your converter uses and connect the other end of the cable to the supply.

One side of the 6.3-volt a.c. filament line is left ungrounded. See the instructions accompanying your converter regarding filament grounding.

This supply is used regularly with a Tapetone XC-51 and International Crystal Company's FCV-1 and FCV-2 converters, as well as a home-brew converter draining 65 milliamperes.

**Adjustments.** The exact value for R1 should be determined experimentally. After R1 has been set to its approximate value using the formula outlined above, insert a 0-100 ma. meter at test point "X" on the schematic diagram. With no load connected, adjust R1 for a meter reading equal to one-half the load current. Make sure you don't set R1 to zero resistance—you might ruin T1 or the regulator tubes. —30—





International Crystal Command Model at left  
and Polytronics Labs Model PC - 1/12 below



# **Listening on the 27-mc. Citizens Band**

**WE** AREN'T ONES for whooping it up in the prediction department, but every now and then something so terrific pops up that we can't help but venture a peek into the future. We'll make the prediction that the new 27-mc. ("Class D") Citizens Band will be the hottest thing since the Chicago Fire, and within a very short time!

What does this mean to Joe DX'er? It means that there will be scads of new stations on the air for him to monitor; and not only that, they will be low-powered stations, offering a bit of a challenge.

The 27-mc. stations are allowed to have a maximum of 5 watts input to the final stage; and, as many of you know, the adjacent 10-meter ham band (28 mc.) often comes up with some pretty healthy DX stations using power just as low, or even lower. These Class D stations may operate on 23 frequencies, each designated by a

By  
**TOM KNEITEL**  
2AØ3Ø5

channel number (see Table 1) like TV channels. Most stations, however, are equipped for operation on just one or two of the available frequencies.

**Citizens Net.** We were most fortunate in being able to take a close-up look at this band, using one of the many inexpensive transceivers now on the market. We went up on the roof of the house here in New York, flipped on the set, and found ourselves listening to a local "net" which meets on this band most nights to discuss everything from new radio equipment to Casey Stengel.

We sat patiently absorbing the conversation for a while; then it occurred to us that it took only the press of the mike button for us to become part of the net. Well, we

| Channel No. | Frequency (mc.) | Channel No. | Frequency (mc.) |
|-------------|-----------------|-------------|-----------------|
| 1           | 26.965          | 13          | 27.115          |
| 2           | 26.975          | 14          | 27.125          |
| 3           | 26.985          | 15          | 27.135          |
| 4           | 27.005          | 16          | 27.155          |
| 5           | 27.015          | 17          | 27.165          |
| 6           | 27.025          | 18          | 27.175          |
| 7           | 27.035          | 19          | 27.185          |
| 8           | 27.055          | 20          | 27.205          |
| 9           | 27.065          | 21          | 27.215          |
| 10          | 27.075          | 22          | 27.225          |
| 11          | 27.085          | 23          | 27.255          |
| 12          | 27.105          |             |                 |

**Table 1.** Citizens Band channels are numbered like TV channels. Channel 4 is generally used as the calling frequency by stations with more than one transmitting channel.

**Table 2.** Prefixes and locations of Citizens Band stations. There are 27 call areas as compared to only 10 for amateur stations.

| Prefix No. | Location  |
|------------|---|
| 1          | Conn., Maine, Mass., N.H., R.I., Vt.  |
| 2          | Northern N.J., Southeastern N.Y.  |
| 3          | Northern Del., Southern N.J., E. Pa.  |
| 4          | Southern Del., Eastern W.Va., Md. & N. Va. (except D.C. areas)  |
| 5          | Eastern N.C., Southern Va.  |
| 6          | Georgia, Western N.C., Ala. (except Mobile area)  |
| 7          | Fla. (exc. Pensacola, West-Central areas)   |
| 8          | Ark., La., Miss., areas of Mobile, Ala., Pensacola, Fla. & Texarkana, Tex.                                    |
| 9          | Southeast Tex. (except Beaumont area)   |
| 10         | Okla., Northern & Western Tex. (except Texarkana area)  |
| 11         | Ariz., Southern Calif. (except San Diego area), Las Vegas, Nev., area N. Calif., Nev. (except Las Vegas area) |
| 12         | Oreg., S. Idaho, S.W. Wash.   |
| 13         | Mont., N. Idaho, Wash. (exc. S.W. area)   |
| 14         | Colo., Utah, Wyo., N.M., Northwestern Nebr., Southwestern S.D.  |
| 15         | Minn., N.D., S.D., (except S.W. area), N. Peninsula of Mich., Northern Wis.                                   |
| 16         | Kans., Mo., Nebr. (except N.W. area), Western Iowa  |
| 17         | Ill., E. Iowa, S. Wis., W. Ky.  |
| 18         | Ohio, Eastern Ky., S. Peninsula of Mich., W.Va. (except Eastern area)   |
| 19         | N.Y. (except S.E. area), Western Pa   |
| 20         | Hawaii & Pacific Islands  |
| 21         | Puerto Rico, Virgin Islands   |
| 22         | Alaska  |
| 23         | D.C., areas of Md. & Va. near D.C.  |
| 24         | Area of West-Central Fla.   |
| 25         | Area of Beaumont, Tex.  |
| 26         | Area of San Diego, Calif.   |
| 27         |   |

"dood" it, and sure enough, we were welcomed warmly into the merry group.

After the introductions were completed all around, we made ourselves at home. We learned that some of these boys are also hams who get their kicks from working low power on the Citizens Band. They report that excellent DX can be worked on

**HAMPTON, VIRGINIA U.S.A.**

CITIZENS RADIO STATION

---

**- 5W2479 -**

---

Radio ~~2W1359~~ Confirming and Thanking you for our QSO  
 On JUNE 26 1957 At 10:36 A.M.  
 RST 5-3 FONE 27.035 MC Rig here 5 Watts INPUT  
 Rev. TRIA RECEIVER Ant GROUND PLANE  
 Remarks: NICE TALKING Pse QSL Tnx 73 Jack  
TO YOU O.M. "Jack" Hathaway

**A QSL** from a distant station worked by a Citizens Band operator. QSL'ing between Citizens Band stations is the latest sideline to this new hobby.


the band when "skip" conditions are right, and that New York-Texas contacts are not uncommon.

**Call Signs.** When you hear a Citizens Band station, you'll note that it is assigned a pretty odd-ball call sign. First there are one or two numbers, designating the geographic area where the station is located (see Table 2). Following the geographic numbers, there is a "W," and then four numbers (2W1377, 2W0305, 19W3118).

You space-cramped city dwellers will be happy to hear that a 9'6" vertical doublet or whip will give good results when you are monitoring on 27 mc. It should be placed as high as possible.

But why just *monitor* the Citizens Band when you can easily join in the swim yourself. You can if you are at least 18 years of age, a U. S. citizen, and are willing to make a nominal investment in a transceiver (see the various advertisements in POPULAR ELECTRONICS for some pretty hot rigs). Or if you have an itchy soldering iron, you can whip together the set described on page 48 of the June issue of POP'tronics.

**Stick to the Rules.** Unless you are anxious to try Alcatraz as a DX site, you must ask the FCC for their Form 505, fill it in, send it to Washington, and wait for your  
*(Continued on page 131)*



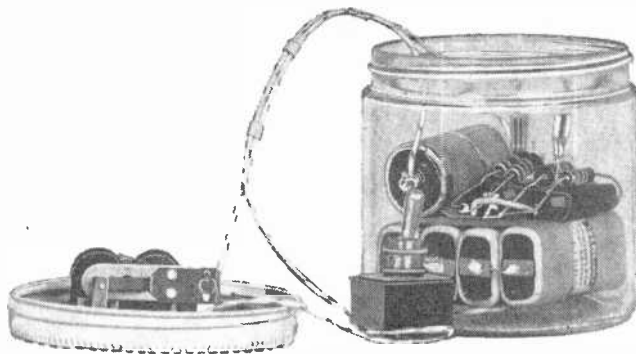
## ***Build an Electronic Fish Lure***

**F**ISH LURES come in practically all shapes and sizes. Whether it be a simple spinning reflector or the weirdest creation of an artistic angler, the fish lure's job is to attract fish to the hook. While conventional fish lures sometimes successfully employ light reflectors and motion to gain the attention of the fish, they fail to take advantage of the extreme sensitivity of the fish to the faintest underwater sounds. If a sound is not loud enough to frighten fish, experiments have shown that they may be attracted to it.

For some time now, a few cunning fishermen have sealed tiny electric buzzers in watertight jars and lowered them into the water at their favorite fishing spot. The

***Flashing lights  
and buzzer  
attract fish***

**By  
JAMES G. BUSSE**

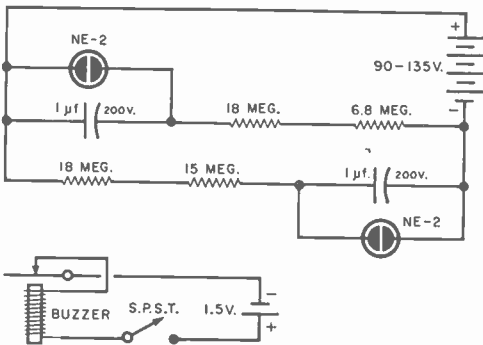




faint steady vibration from the buzzer seems to create the illusion among the fish that a large tasty insect has fallen into the water. They swim around the jar until their disappointment is forgotten among all the other tempting bait offered by the fishermen.

This buzzer-in-the-jar idea has been expanded into an electronic fish lure. And, as an extra attraction, a dual neon flasher circuit has been added. The completed unit is entirely self-contained. The buzzer and neon flasher are on separate circuits so that one or the other or both can be used, as desired.

**Assembly.** Putting an electronic fish lure together is quite simple since placement of parts is not critical. Battery voltages from 90 to 135 volts can be used. The rate at



The high-value resistors can be made up from several series-connected resistors of lower value. Since current demands are low, the blinker battery may be a weak unit salvaged from your junk box.

which the bulbs fire depends upon the values of the resistors, capacitors, and battery voltage. The rate can be slowed down by using larger value capacitors and resistors or a lower battery voltage. To conserve space, no switch was used in the neon flasher circuit. And even if the batteries operate continuously, they will outlast the fishing season, as power consumption for the blinker is only a fraction of a milliamperere.

The buzzer shown is powered by a single flashlight battery. A somewhat more expensive buzzer, sold by the electronic supply houses, can be adjusted to operate at a number of different frequencies. If this type is used, adjust the control to the highest available frequency. A s.p.s.t. switch is

employed in the buzzer circuit to silence the buzzer when the lure is not in use. To save space the buzzer circuit as well as the neon flasher circuit could be activated simply by connecting and disconnecting a couple of pairs of leads.

Size of the power pack and the other components used in the electronic fish lure will determine the size of the jar required. Choose the smallest size possible with a tight-fitting, screw-type cover. The individual cells of the battery pack are taped together and placed in the bottom of the jar for ballast.

The buzzer is mounted to the inside of the cover, which acts as a diaphragm to radiate the sound through the water. If the mounted buzzer makes a very tinny sound, try inserting a thin piece of rubber between it and the cover. Remember, too loud a vibration will most likely scare away the fish, not attract them. It may even be necessary to add a small resistance in series with the buzzer to produce the desired faint buzzing. In air, the buzz from the sealed jar should be hardly audible. Sound travels much better in water, and fish can hear sounds too weak to be heard by the human ear.

A small metal eye is attached to the top of the cover, through which a length of heavy fishing line is threaded. Be sure to seal every hole made in the cover with some type of waterproof cement.

**Operation.** Almost anyone can use an electronic fish lure successfully. Simply activate the buzzer and neon flasher circuits and screw on the cover tightly. Check for possible leaks. Then lower the electronic lure into the water, keeping it at least four feet from your fishing lines. If you are fishing in shallow water, let it lie on the bottom. Otherwise, keep it a foot or two above the level of your baited hooks. Now get set for action! If your electronic lure has a tendency to move about, weigh it down with some lead sinkers or a heavy stone.

The fun of fishing with an electronic fish lure comes from the fact that you never know what the thing will attract! Although no state prohibits the use of sound to attract fish, some forbid any use of light for this purpose. To be on the safe side, check with your state conservation commission. If the lights are out, the buzzer part of the circuit can still be used with success on your next fishing trip.

**S**HOPPING for magnetic recording tape 12 years ago must have been a cinch—there was only one type commercially available: "Scotch" Brand No. 100, a black oxide product on a paper backing.

Today if you are in the market for recording tape you have decisions to make. Do you want tape with acetate or polyester backing? With 1½-mil, 1-mil, or ½-mil thickness? With standard, high-output, low-print, or perhaps even tensilized characteristics?

Confusing though it may be, such a variety of recording tape has become necessary to meet the diversified uses found for tape since its embryo days of 1947. Perhaps you are a recording engineer and require a special tape for long-term storage. If so, you have needs quite different from

Lubricated?


1-mil?

Micropolished?

Plasticized?

Ferrosheened?

Tensilized?

A black and white illustration of a man in a white shirt and dark tie, leaning against a large, multi-layered reel of magnetic tape. The man is looking upwards and to the right. The tape reel is the central focus, with the title text overlaid on it.

# HOW TO CHOOSE A RECORDING TAPE


By **DICK ENGER**



Photographs courtesy of Minnesota Mining and Manufacturing Company

◀ The basic ingredient of recording tape's magnetic coating is iron oxide. Interestingly enough, the oxide is not magnetizable before being processed.

▶ Treated oxide and the binding agents are mixed together in ball mills. As the drum rotates, steel balls pulverize the oxide. Here, men are shown pumping the finished coating material into storage tanks.



those of a geophysicist who uses tape to help locate pools of oil far beneath the ground.

Similarly, a tool control technician who uses tape to direct automatic milling machine operations has different tape requirements than does a TV producer who puts his production on video tape. Then, too, the missile-man who uses tape to record outer space data doesn't use the same tape as the home recordist who wants to make high-fidelity audio recordings for his own personal use and enjoyment.


Whatever your game, though, the tape you are using is basically the same as that used for every other purpose—whether it be sound or electronic signal recording. Magnetic tape is nothing more complicated than plastic "ribbon" coated with finely powdered iron oxide.

All tape would be alike if various uses didn't demand differences in:

- Kind of material used for backing
- Thickness of backing
- Formulation of oxide and binder.

**Backing Materials.** Two plastic materials are commonly used for magnetic tape backing—cellulose acetate and polyester film. Unless otherwise specified, the word "plastic" on a box of recording tape means that the backing is made of cellulose acetate. This tape is very popular because it meets all normal recording requirements and costs the least per foot of tape.

Under conditions of excessive heat or humidity, polyester backing—better known as Mylar—is worth its extra cost. Mylar is actually a film form of Dacron and has greater resistance to heat and humidity and greater strength than does acetate. It is



◀ After the tape has been coated with oxide, it travels through a drying oven, part of which is shown at left. The tape is processed in twenty-four-inch widths.

▶ **Hundreds of thousands** of listening hours could be recorded on the tape in this storage area. "Jumbo rolls" are kept here before being cut and wound onto separate reels.



especially useful for long-term storage because it contains no plasticizers. In acetate tape, these plasticizing agents may eventually evaporate, leaving the tape brittle.

However, Mylar has a disadvantage. Under extreme tension, it may stretch. Although the likelihood of this happening is the exception rather than the rule, it is troublesome if the stretched tape contains critical information. Acetate tape will stretch only slightly before it breaks and any breaks can be repaired by splicing. For this reason, most of the major record companies make their master recordings on acetate-backed tape.

**Thick or Thin.** Tape is commonly available in three backing thicknesses. For greatest strength, it is produced with the 1½-mil backing which provides 1200 feet of tape on a standard 7" reel. To obtain half again as much playing time, manufacturers put out 1-mil tapes, thus obtaining 1800 feet of tape on the same diameter reel. This reduction in thickness reduces the strength of the tape, but 1-mil Mylar is actually stronger than 1½-mil acetate tape. However, it is more prone to stretching than is 1½-mil acetate.

Decreasing backing thickness even further to ½-mil makes it possible to put

twice as much tape on the same reel, providing twice as much playing time. However, paring the thickness of the backing to ½ mil cuts its strength still further. To compensate for this loss of strength and the stretching problem, polyester-backed tape has been developed which is pre-stretched (usually referred to as "tensilized" or "tempered" tape). This tape is twice as strong as 1-mil Mylar. It is also roughly about 40% more expensive per foot than 1-mil Mylar.

The big advantage of double-length (½-mil) tape is that a full hour may be recorded on a standard 7" reel at the speed of 7½ ips—as opposed to the half hour possible with a reel of 1½-mil tape.

**Special Tapes.** As tapes became thinner and thinner, recording engineers discovered


*(Continued on page 127)*

# How NOT to Use Transistors

Courtesy of General Transistor Corp.



Ignore the published ratings and exceed them. You'll have a real "hot" transistor—for a moment or two.



Insert the transistor into the test equipment while the power is on, making sure the order in which the leads make contact is switched around. This may cause immediate ruin.



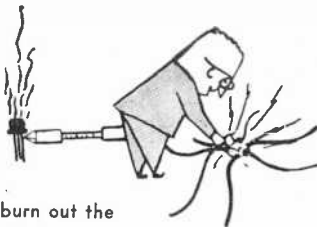
Twist and yank the leads excessively when you install the transistor. If you listen closely you will hear the snap.

We've all heard how sturdy and indestructible the transistor is . . . but nothing is perfect. Any qualified engineer, equipped with the proper educational background can, with a little ingenuity, reduce the transistor to a midget jellyfish. The accompanying quips are by no means all-inclusive, but they will start you on your way to becoming a big transistor user.




If the transistor does not fit into the equipment properly, put a screwdriver on the case and hammer it into place.

Overheat the leads with a big soldering iron. Leads are going out of style anyway.



In order to burn out the transistor thoroughly, be sure there is leakage to the power line in the soldering iron.




# **Transistorized Two-Way Power Trumpet**

**Special "talk-back"  
feature enables  
two-way communication for  
p.a. or boating use**



**By R. L. WINKLEPLECK**

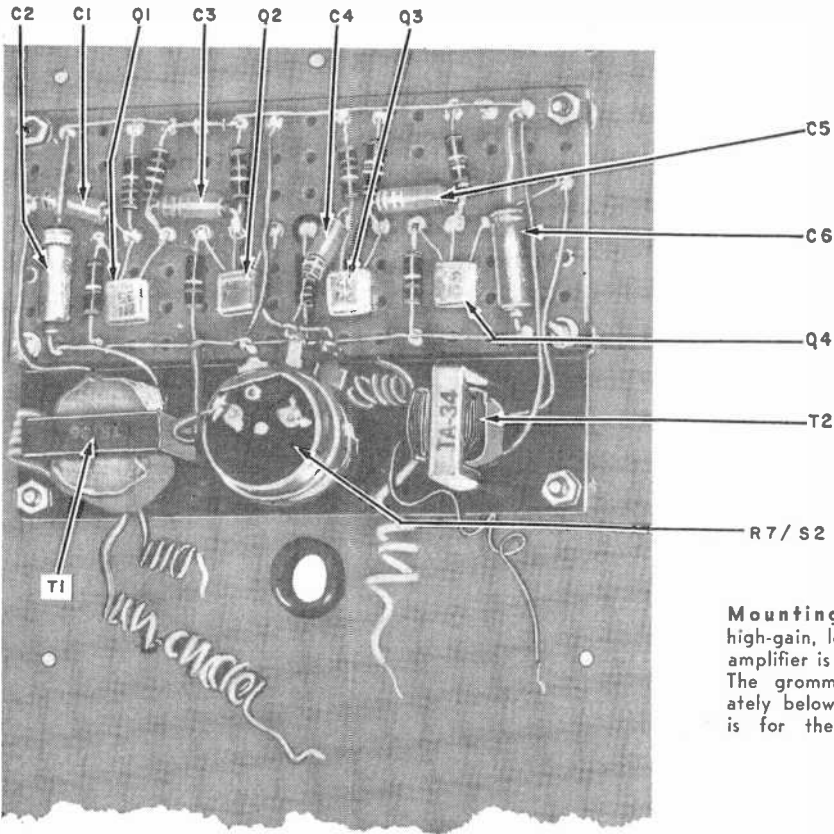


**P**ORTABLE voice amplifiers of the type used to direct crowds, instruct groups of workers and supervise games are a real convenience, and more and more are being used. The

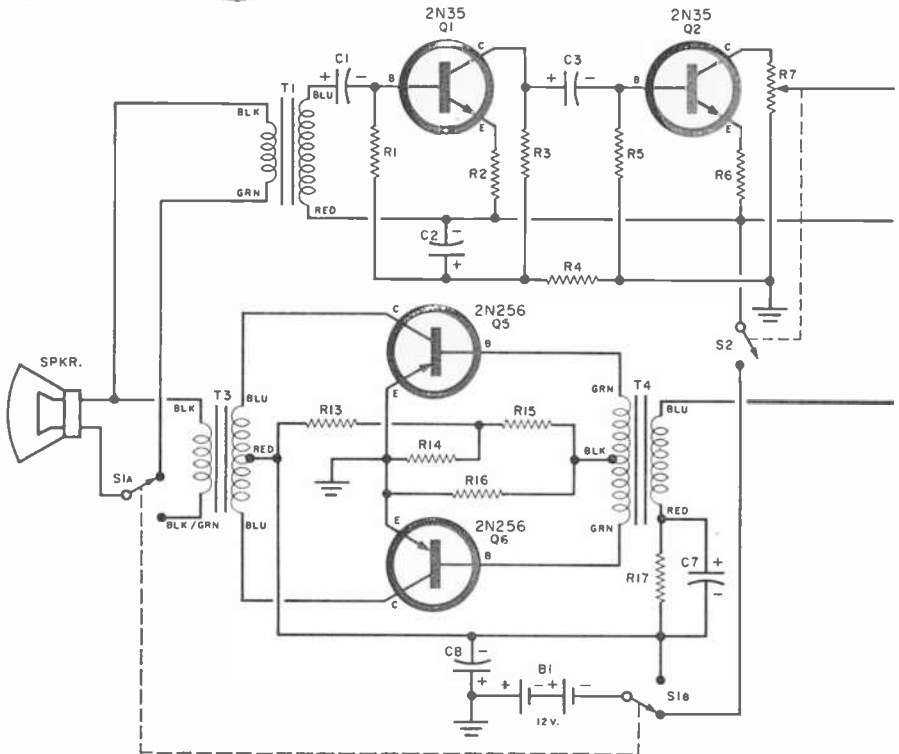
advent of power transistors has made possible size reductions and economical battery operation not previously attainable.

After using one of these handy devices for a while, you recognize that they have one weakness: the man with the horn can make his wishes known over a large area, but it's seldom that a reply is loud enough to be intelligible. What's needed is a "talk-back" or intercom type of power trumpet so that you can hear as well as talk.





**Mounting plate** of the high-gain, low-power "listen" amplifier is box's back panel. The grommet hole immediately below gain control R7 is for the handset cable.



Relatively inexpensive, and compact, the unit presented here combines a ten-watt power trumpet with a second high-gain amplifier that can convert the sound of an approaching automobile into that of a roaring avalanche. It's completely transistorized and, except for the flaring horn and the telephone handset, is contained complete with batteries in a 5" x 6" x 7" aluminum cabinet.

**To use the trumpet,** simply turn on the "listen" amplifier and adjust the volume knob at the back of the case. Pick up the handset and hear everything going on around you, with special emphasis on sounds originating in the 90° pickup and dispersion angle of the trumpet. When you want to talk, push the button on the top of the box next to the handle. This disconnects the "listen" amplifier from the trumpet, and turns on and connects the "talk" amplifier.

The box can be constructed of sheet aluminum, aluminum angle stock and self-tapping screws, or a commercial cabinet can be used. The entire circuit is wired and mounted to the box panels before the box

is assembled. In this way you avoid the problem of working in tight corners.

The "talk" amplifier mounts on the underside of the top panel and the "listen" amplifier is fastened to the inside of the back panel. Two six-volt batteries are housed in the bottom of the box. All interconnecting wires terminate at a tie strip mounted near the battery.

**The "talk" amplifier** parts placement and lead dress are not critical. But it's im-

## HOW IT WORKS

The "talk" amplifier employs two CBS 2N256 power transistors in a class "B" push-pull circuit using the common-emitter configuration. These are driven through driver transformer *T4*, by the F-1 carb-n button microphone in the Western Electric E-1 handset. The output rating of the amplifier is a powerful ten audio watts—adequate for virtually every need.

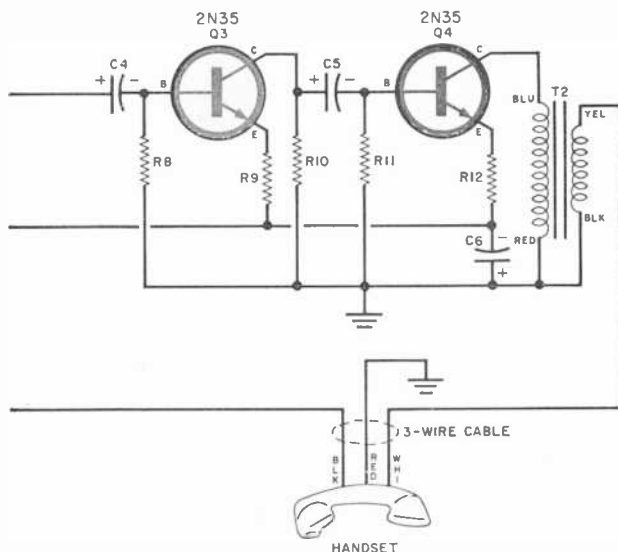
The driver and output transformers specified in the parts list provide good impedance matching. Note that the d.p.d.t. push-button switch *S1*, when depressed, both supplies power to the amplifier and connects the trumpet to the amplifier output. Thus, this amplifier, which may draw an ampere or a bit more when hard-driven, consumes battery current only when the "push-to-talk" switch is actuated.

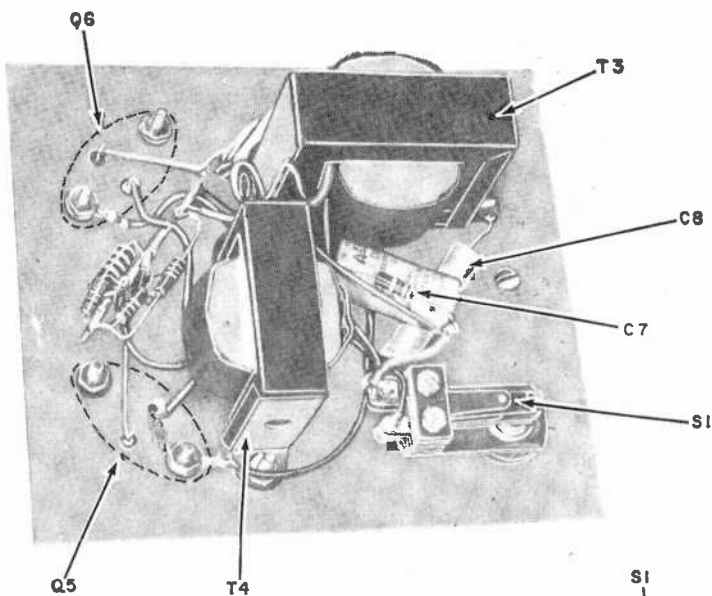
The "listen" amplifier is a four-stage RC-coupled transistor unit using 2N35 *n-p-n* transistors. With a maximum over-all voltage gain of approximately 2500, current drain from the battery is about 5 ma. Potentiometer *R7* adjusts sensitivity for good intelligibility and a low level of background noise. Degeneration, provided by the 1000-ohm resistors in the emitter circuits, produces an input impedance of approximately 40,000 ohms and increases stability.

The input transformer specified offers a good impedance match between the amplifier input and the 8-ohm trumpet which substitutes as a dynamic microphone for "talk-back." The output transformer *T2* closely matches the receiver in the E-1 handset. If some other handset is used, another transformer may be required for good matching.

## PARTS LIST

- B1—Two 6-volt batteries (Burgess F4P1)
- C1, C3, C4, C5—1  $\mu$ l. All capacitors
- C2, C6, C7—10  $\mu$ l. 12-volt electrolytics
- C8—100  $\mu$ l.
- Q1, Q2, Q3, Q4—2N35 transistor (Sylvania)
- Q5, Q5—2N256 power transistor (CBS)
- R1, R5, R8, R11—1 megohm All resistors
- R2, R6, R9, R12—1000 ohms 1/2-watt
- R3, R10—10,000 ohms composition
- R4—22,000 ohms
- R7—10,000-ohm audio taper potentiometer
- R13—150 ohms
- R14—100-ohm resistor or Vero 21W1 thermistor (see text)
- R15—100 ohms
- R16—3.3 ohms
- R17—470 ohms (see text)
- S1 D.p.d.t. push-button switch
- S2 S.p.s.t. switch (on R7)
- T1—Thordarson TR-36 transformer (or equivalent)
- T2 Triad TY-61x transformer (or equivalent)
- T3 Triad TY-64x transformer (or equivalent)
- T4 Triad TY-61x transformer (or equivalent)
- Spkr.—University Model 1B-8 trumpet
- H—Western Electric E-1 handset (or equivalent)



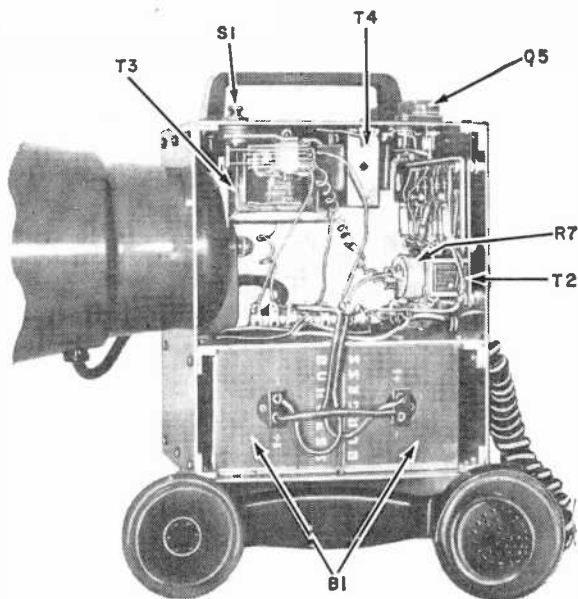


Top panel, at left, is the mounting base for the two power transistors and the transformers of the "talk-back" section. Assembled unit, below, shows relative placement of panels. "Listen" amplifier is mounted on panel opposite rear of horn.

possible with the arrangement illustrated to keep the input and output well separated; so transformers  $T3$  and  $T4$  must be placed at right angles to each other. This reduces the possibility of magnetic coupling and feedback.

The shells of the power transistors  $Q5$  and  $Q6$  are their collector connections and must be insulated when they are mounted on the top panel. Thin fiberglass, mica or composition sheets provide good electrical insulation and still let the heat generated flow into the chassis. Be very careful to remove all burrs from around holes in the insulation before mounting the transistors. With the new fiberglass insulation, even a small projection may punch through when the power transistor is tightened in place.

Output volume may be fairly well controlled by varying the level of the speaking voice. If a volume control is desired, and one will be necessary if the unit is used in a restricted area, current limiting resistor  $R17$  can be replaced with a 1000-1500 ohm pot hooked up as a rheostat. If the unit will be exposed for hours to the hot summer sun, resistor  $R14$  should be replaced by a Veco 21W1 thermistor to prevent thermal runaway.



Some of the older carbon buttons tend to develop quite a bit of hiss. If this is loud enough to be objectionable, it can be eliminated by connecting a .01-.04  $\mu\text{f.}$  capacitor across the red and blue leads of transformer  $T4$ .

The "listen" amplifier, its input and output transformers, and the volume control may be assembled on a 3" x 4" phenolic board with metal clips at the points where the components are interconnected. The circuit board is then mounted on the rear

(Continued on page 128)

*Builds a*

# *Modulator-Driver*



**A**FTER a Novice goes General, the phone bug bites him. The key is tossed aside and is replaced by a mike. Unfortunately, most Novice c.w. transmitters do not have a built-in modulator. So, the next item to add to the ham shack is a modulator unit. POPULAR ELECTRONICS built and operated the EICO 720 Modulator-Driver and found it to be a suitable unit for modulating most 100-watt transmitters. The modulator output transformer is tapped to match final r.f. amplifier loads from 500 to 10,000 ohms.

**Assembly.** If you ever assembled a hi-fi power amplifier, you will have absolutely no problems with this modulator-driver. Just follow the instruction book carefully, using standard audio practices when wiring.

If tight corners cause difficulty in wiring the indicator tube socket, loosen the socket bracket mounting screws and tilt the socket bracket forward. One other gripe which is common in building kits, concerns the connection of too many wires to a grounding lug. Fortunately, in this case an extra

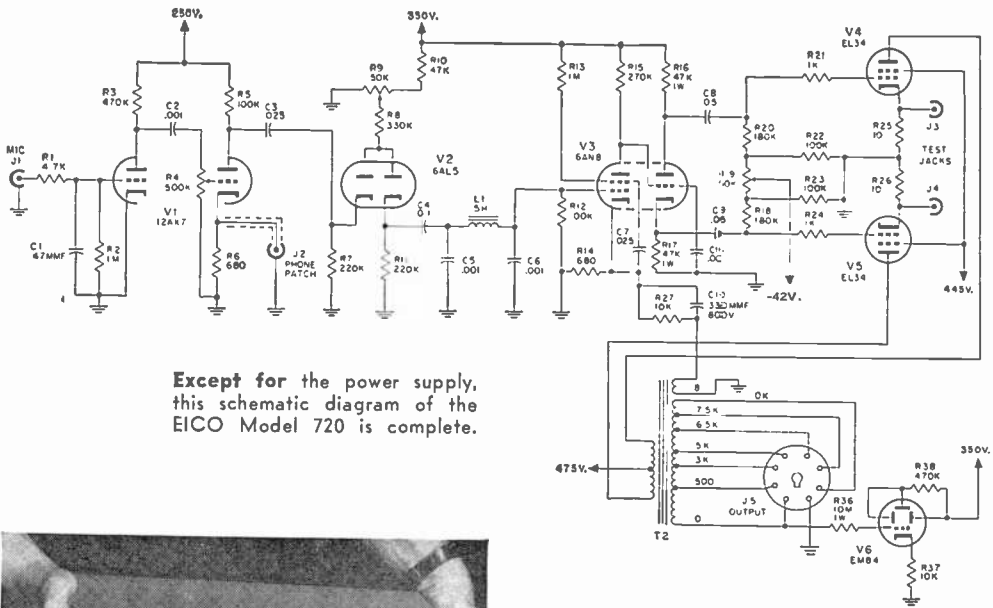


**Versatile EICO 730 delivers**


**50 watts of audio**

**for phone transmissions**





Except for the power supply, this schematic diagram of the EICO Model 720 is complete.



An optional steel cover dresses up the modulator-driver for desktop use. Front and rear screens provide ample ventilation.

ground lug was packed in the kit, and two of them were used where only one was called for.

**How It Operates.** Dual-triode tube *V1* is used as the microphone preamplifier, with the gain control (*R4*) in the grid circuit of the second stage. A phone patch jack (*J2*) is also located at a low-impedance point in the second stage. If the gain control is not set at minimum, mixing with the microphone is possible. An r.f. filter (*R1*, *C1*) is employed at the input of the first stage to reduce any possible tendency towards r.f. feedback.

A 6AL5 dual-diode (*V2*) is employed as a series-type clipper, with the clipping level controlled by potentiometer *R9* in a voltage divider circuit. The clipper output is fed through a low-pass filter (*L1*, *C5* and *C6*) to suppress high-order harmonics generated by peak clipping. The clipper prevents

over-modulation and raises the effective speech level of the signal 8-12 db for added "punch" under QRM conditions.


A 6AN8 pentode triode (*V3*) is used as a pentode voltage amplifier direct-coupled to a triode split-load phase inverter; negative feedback from the secondary of the modulation transformer is introduced at the cathode of the voltage amplifier. And a pair of EL34 audio power amplifier tubes (*V4* and *V5*), are operated in push-pull, class AB1, with fixed bias.

Visual indication of over-modulation is provided by an EM84 electron-ray tube (*V6*) when the Model 730 is employed as a plate modulator. Potentiometer *R9* should be set so that the indicator bars approach each other closely but do not overlap. This indication corresponds to 100% modulation.

**Getting on the Air.** Following the instruction manual closely, the modulator-driver was connected to the EICO 720 transmitter. A crystal mike was used, with favorable results. QSA5 reports are still coming in.

If operation with a transmit-receive switch is desired, most receiver and transmitter manuals will give the necessary schematic diagram required. If you have any problems interconnecting the modulator-driver with a transmitter, just drop a line to EICO (Electronic Instrument Co., Inc., 33-00 Northern Boulevard, Long Island City 1, N. Y.)

# Inside the



# Hi-Fi Tuner

By JOSEPH MARSHALL

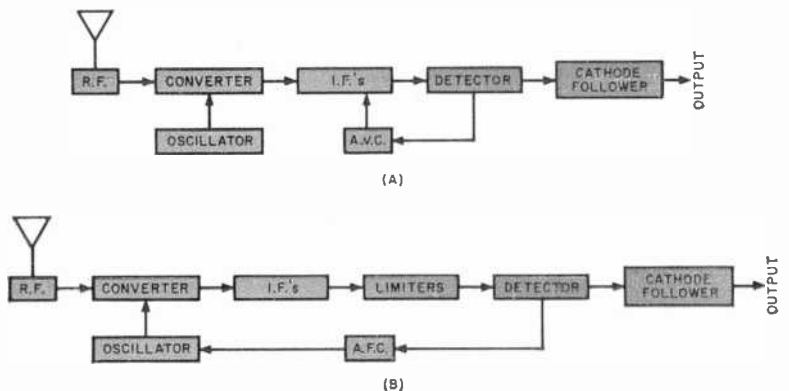
IN MANY AREAS of the country the availability of good music from FM and AM stations has made the hi-fi tuner the cheapest and most convenient source of high-fidelity program material. Some 100 stations are today broadcasting AM-FM stereo simulcasts or experimental multiplex. The Federal Communications Commission has under consideration several proposals for multiplex transmissions—not only on FM stations but also on AM. All of this has greatly increased interest in hi-fi tuners.

Basically, a hi-fi tuner is a refined and specialized radio receiver. The big difference is that the tuner has no audio amplifier or speaker. It amplifies the radio signal, demodulates it, equalizes it (if necessary) and then delivers the audio component at a level of about 1 to 5 volts to the control unit of a hi-fi system.

**Basic Principles.** All commercial hi-fi tuners today are superheterodynes. The principle of the superheterodyne is no doubt familiar to most of our readers.

Figure 1 (A) is the block diagram of a superheterodyne AM tuner. The incoming radio signal, after being induced into the antenna, goes into the radio frequency amplifier where it is amplified at the original station frequency. The converter, consisting of a mixer stage and an oscillator, converts the incoming signal to a lower frequency. This conversion is also accompanied by additional amplification. The signal is further amplified by the i.f. (inter-

**Fig. 1.** Block diagram of superhet AM tuner is shown in (A). Typical FM tuner circuitry is illustrated in (B).





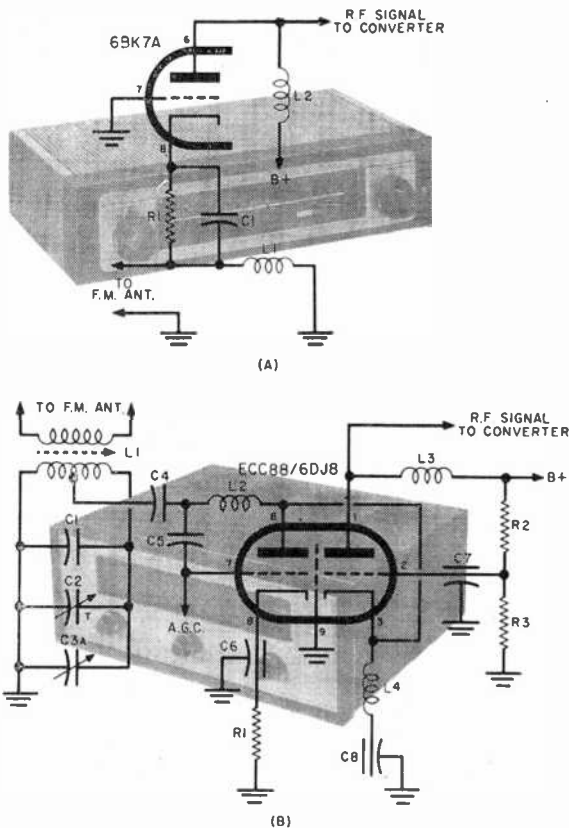


Fig. 2. Grounded-grid r.f. amplifier circuit shown in (A) is used in the Harman-Kardon FM-100 tuner. The cascode r.f. circuit of (B) is employed in the new Fisher FM-100.

mediate frequency) amplifier at the new, lower frequency.

Next, the demodulator or detector separates the audio from the carrier. Sometimes a stage of audio amplification is employed to give the signal one last boost and then it is sent on to a cathode-follower output stage. This circuit couples the tuner to a hi-fi amplifier with little interaction and modification of the audio signal.

Only in specific particulars does FM circuitry differ from the AM circuitry outlined above. There may be an automatic frequency control circuit, and the i.f. amplifiers are usually followed by one or two stages of limiting. The FM demodulator or detector is also different from an AM detector. A block diagram of a typical FM tuner is shown in Fig. 1 (B).

**Front Ends.** The r.f. stage is one of the most important elements of a tuner because it determines how weak a signal the tuner can receive satisfactorily. Any

electrical element, including a tube, generates some noise when a current flows through it. Thus, a signal that is introduced into a tube faces the competition of noise from the tube and its circuitry. Once noise gets into a circuit, it is amplified right along with the signal at every step of the way. Consequently, it is of utmost importance to keep noise to a minimum in the r.f. amplifier, the very first circuit.

The two most widely used types of r.f. amplifier circuits are the grounded-grid triode and the dual-triode cascode circuit. See Fig. 2. Triodes are favored over pentodes in FM r.f. stages because of their low-noise characteristics. However, the conventional grounded-cathode triode is not suitable for use in r.f. amplifiers due to problems of oscillation. Consequently, the grounded-grid circuit of Fig. 2 (A) was evolved. This circuit is very stable and, in addition, has excellent noise characteristics. Unfortunately, however, it is not capable of very high gain.

The cascode circuit of Fig. 2 (B) is capable of both high gain and low noise. This interesting circuit uses two triodes wired in series, with the plate of the left triode connected to the cathode of the right one. The left portion is a normal grounded-cathode stage; it does not oscillate because the right tube loads it too heavily to sustain oscillation. The right section is a grounded-grid amplifier; because its input is ideally loaded by the output impedance of the left tube, it produces much more gain than if it were used directly at the input and loaded by the antenna. The result is an r.f. stage which has the gain of a pentode but the noise figure of a triode. In addition to being used in hi-fi tuners, the cascode r.f. circuit is also commonly employed in TV receivers.

**Automatic Frequency Control.** The local oscillator of an FM tuner presents some big problems in stability. Ideally, once the tuner is tuned to a given station, the oscillator should maintain the exact same frequency. If it shifts frequency, distortion will result. If the oscillator frequency shifts as much as 200 kc.—and this is easily pos-

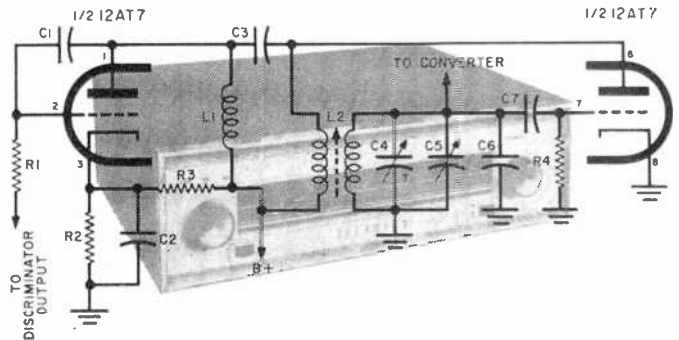
sible at FM frequencies—the i.f. frequency produced by the converter may be completely outside the bandpass of the i.f. amplifier and the signal will not be heard at all. Constant adjustment would be necessary to keep the station in tune and to minimize distortion.

There are a few tuners using temperature compensation, permeability tuning and

row range by varying the bias on the reactance tube.

Most happily for the operation of a.f.c. circuits, at the output of an FM detector we have not only demodulated audio but also a d.c. voltage which can be used to “key” the a.f.c. tube. When the station is exactly tuned in, this voltage is zero. But when the station is detuned one way, the voltage be-

**Fig. 3.** Automatic frequency control circuit used in the Sherwood S-2000 tuner. Triode on left is “keyed” by the d.c. voltage from the discriminator and presents a varying capacitive load to the oscillator tube at right. This keeps the oscillator circuit tuned to the proper output frequency.



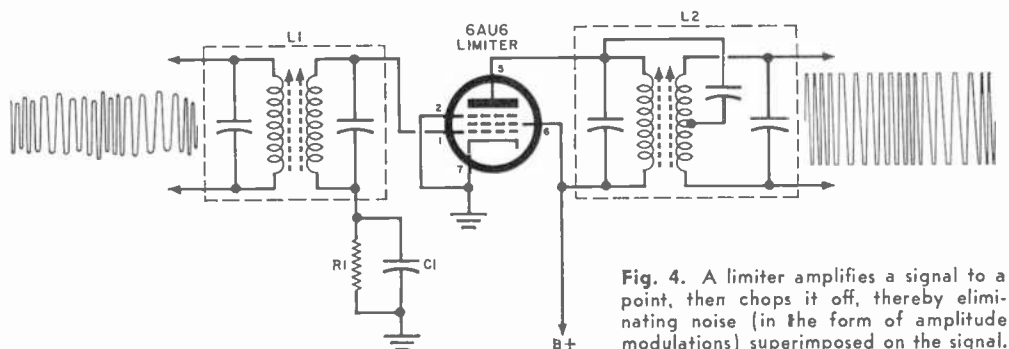
other special precautions that maintain oscillator stability within 25 kc. At least one tuner, the Karg, employs a crystal-controlled oscillator and thus achieves even greater stability, but this requires an individual crystal for each station to be received. Many manufacturers feel it is easier and much cheaper to solve the problem with an automatic frequency control circuit.

The principle of a.f.c. is not hard to understand. A tube can be circuited so its input or output capacitance will vary in step with the bias on its grid. By varying the bias on such a tube, we have in effect an electronic variable capacitor. If we connect this electronic variable capacitor, or “reactance tube,” across the frequency-determining tank of the oscillator, we can vary the frequency of the oscillator over a nar-

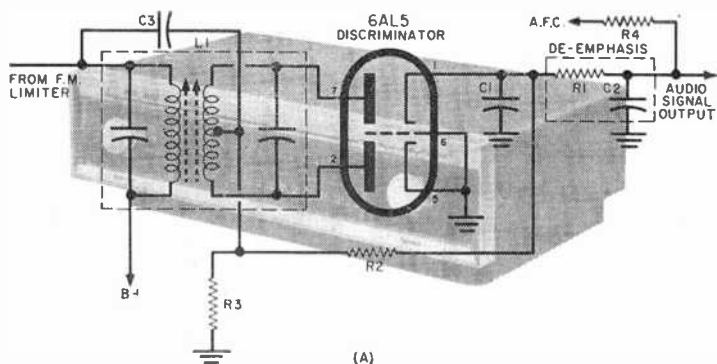
comes positive; when it is detuned the other way the voltage swings negative. All we have to do is use this voltage as bias for our reactance tube.

When the oscillator tube starts drifting in frequency, the resultant change of bias applied to the reactance tube causes a change in the reactance tube's output capacitance. This capacitance is applied to the oscillator tank circuit and results in the retuning of the oscillator to its proper frequency. See Fig. 3. By proper design we can obtain correction in this way to take care of as much as 500-kc. drift, and thus automatically maintain the stability we need for proper reception.

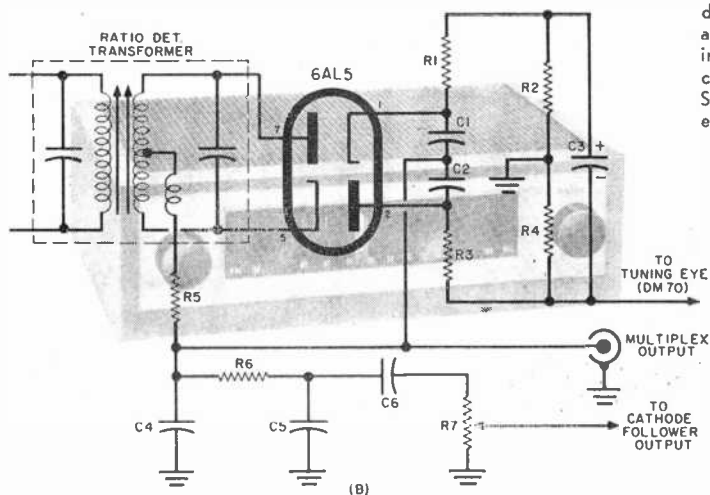
Automatic frequency control is not all peaches and cream, however. Weak stations close to strong ones may be completely blanked out by stronger ones. Con-



**Fig. 4.** A limiter amplifies a signal to a point, then chops it off, thereby eliminating noise (in the form of amplitude modulations) superimposed on the signal.



(A)



(B)

**Fig. 5.** The two most popular FM detectors are the discriminator and the ratio detector. Shown in (A) is the discriminator circuit used in the Bell 2520 tuner. Shown in (B) is the ratio detector employed in the EICO HFT-90.

sequently, many FM tuners provide a switch for switching out the a.f.c. when desired. Some have adjustable a.f.c. controls to allow variable amounts of a.f.c. action. And a.f.c. is not a "cure-all" for oscillator drift. For maximum sensitivity and lowest distortion, the oscillator should be designed to be as stable as possible before the addition of the automatic frequency control.


Some manufacturers of high-quality FM tuners, led by H. H. Scott, have gotten away from a.f.c. altogether by the use of extremely wide band i.f. stages and detectors in their tuners. Should the oscillator drift slightly, the wide bandwidth will still pass the errant i.f. signal without distortion.

**The I.F. Amplifier.** In AM tuners a single i.f. stage, when added to an r.f. stage and a converter, can produce enough gain for hi-fi reception. Sometimes, however, two i.f. stages are used to increase the gain and to control the bandwidth more exactly. FM tuners usually have at least two i.f. stages, plus one or two limiters which also provide gain on weak signals.

In AM, the audio response depends on the i.f. bandwidth—the wider the bandwidth, the better the high-frequency response. Unfortunately, under present allocations in the AM band, with stations only 10-kc. apart, the modulation of stations on adjacent channels causes the 10-kc. space to be shared between them. Thus, only when there is no station on either of the adjacent channels is it possible to receive anything resembling the full audio range without interference. In addition, the tuner's bandwidth would have to be from 20 to 40 kc. But, with such a broad bandwidth, the tuner could not separate stations on adjacent channels.

For this reason, more and more de luxe AM tuners are incorporating some type of variable i.f. bandwidth control. This allows the tuner to be adjusted for sharp tuning when there are adjacent stations, or broad tuning when there are no adjacent stations. "Narrow-band" operation usually provides a frequency response to about

*(Continued on page 122)*



## Transistor Topics

By LOU GARNER

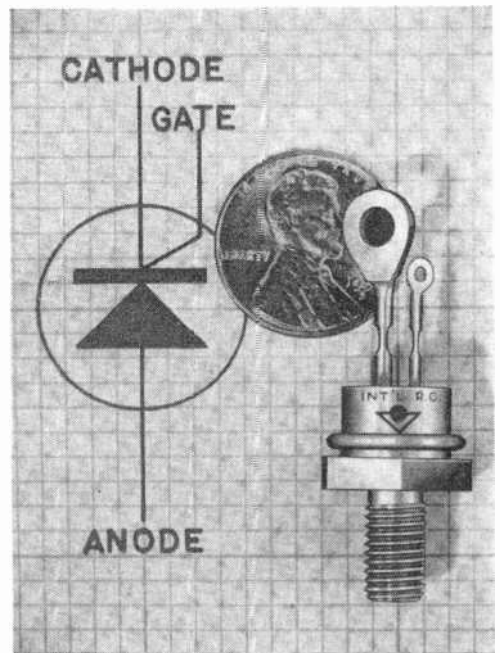
AS OF the latest count, well over a thousand different types of transistors have been introduced by semiconductor manufacturers, with new types announced almost on a month-to-month basis by nearly every major producer. If we add to this the several thousand types of diodes and rectifiers available, we find that the total number of types of semiconductor devices in current production far exceeds the total number of vacuum tube types. Unless some move is taken towards standardization, the day is not far distant when a several-hundred-page book will be needed simply to list available semiconductor devices.

This brings up a question which plagues the engineer, experimenter, factory technician, serviceman, and parts distributor alike: *why so many types of semiconductor devices?* As you might expect, there are several answers.

First, there is a definite tendency on the part of manufacturers to use type numbers peculiar to their own products. Transistors with very similar—if not identical—characteristics produced by different manufacturers are likely to carry different type numbers; this is in contrast to vacuum-tube manufacturing, where several firms may produce a single tube type.

In addition, most manufacturers tend to use different type numbers for even slightly modified versions of a specific component. Thus, a transistor may carry one type number if it comes in a conventional "flat" case,

another in a round JETEC-30 case or a subminiature case, another if it is equipped with long flexible leads instead of short pins, another if its basing arrangement is changed, and perhaps still another if it is selected for low noise . . . *even though its*



This controlled rectifier, introduced by International Rectifier Corporation can handle currents up to 10 amperes at PIV ratings of up to 200 volts.

*basic electrical characteristics remain the same.*

A third important factor is the rate at which new developments are made. Semiconductor devices which are "impossible" today may become commonplace within a few short months as new design and production techniques are developed. This alone could lead to the introduction of scores of new types each year; it is offset,

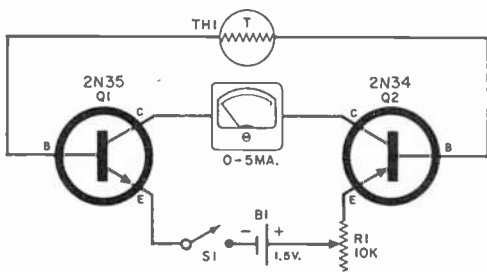


Fig. 1. Robert Bari's thermistor amplifier.

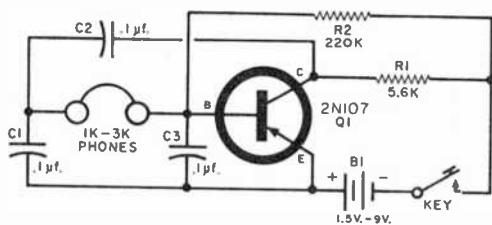


Fig. 2. Ron Rimmel's code practice oscillator.

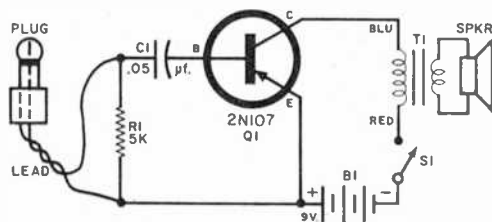


Fig. 3. Jock McTavish's booster amplifier.

ter's" transistors are units culled from various production runs after more expensive types have been selected. While all the transistors of a given experimenter's type will meet the *basic* specifications of the type, they may have widely varying individual characteristics; in a given batch, you may find some that work well at r.f. (even though listed as "audio"), some that have exceptionally high gain, and some that have very low noise.

If you have several transistors of a given type available, and are working with an especially critical circuit, you'll find it worthwhile to try each of your units . . . finally installing the one which gives best over-all performance.

**Readers' Circuits.** About 70% of the circuits submitted by readers are of simple broadcast-band receivers, and about 20% are of simple "earphone" amplifiers. The remaining 10% are of more complex receivers, audio amplifiers, instruments, and "gadgets." This month we are featuring three circuits from the latter group.

Reader Robert Bari (207 N. Washington Ave., Bergenfield, N. J.) sent in the circuit shown in Fig. 1. Combining a *thermistor* (*Th1*) with two transistors, this circuit offers a number of experimental possibilities and can be easily modified to meet special requirements.

Bob used the arrangement shown as an electronic *thermometer*, but indicates that it can be used as a temperature control device if the meter is replaced with an appropriate sensitive relay (one requiring less than 5 ma. at 1.0 volt for operation). The unit may be assembled quite easily in a single evening using standard, readily available components. Neither layout nor lead dress should be critical.

Referring to the schematic diagram, the thermistor is a Veco Type 31D7 unit. Battery *B1* is a penlight cell and *S1* is a push-button switch. In operation, the current passing through the meter is dependent on the bias current applied to the two transistors (*Q1* and *Q2*). This, in turn, depends on *B1*'s voltage, potentiometer *R1*'s setting, and the thermistor's value.

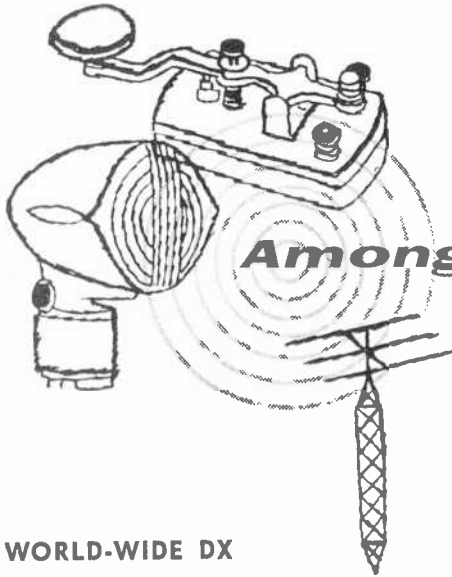
Since the thermistor's resistance varies with temperature, the current through the meter (or relay, if one is used) varies also. As the thermistor's resistance is *lowered*, meter current increases, and vice-versa. The Type 31D7 thermistor has a negative

(Continued on page 114)

in part, by the gradual obsolescence of older types.

But the chief reason for the present overwhelming profusion of "types" is the basic manufacturing technique. Transistor and diode electrical characteristics depend on "impurity" concentrations on the order of a *few parts per billion* and on such hard-to-control things as area of impurity diffusion and rate of crystal growth. Thus, these devices are not produced in batches of identical types as are vacuum tubes. Instead, a production run will have units of varying performance characteristics, which must be sorted, *after manufacture*, into specific types. Often the final price of a given device is determined by the *yield* of that type obtained from a production run: where the yield is small, the price is high, and vice-versa.

In many instances, low-cost "experimen-



## Among the Novice Hams

### WORLD-WIDE DX

HOW would you like to work Australia, and Arabia, and many other foreign countries on the Novice bands? Well, they are there to be worked, and DX conditions are already improving after the usual summer letdown. In previous years, several Novices have worked over 100 different countries, and many have worked 50 or more. You can work your share if you are on the ball and do not have too much trouble making run-of-the-mill contacts.

**To Whet Your Appetite.** Ivor Strafford, VK3XB, 16 Byron St., Box Hill South E-11, Victoria, Australia, may have already called you if you do much early-morning operating on 40 meters. Ivor's ambition is to work Novices in all the states on 40 meters—as of this writing he has worked over 100 Novices in 15 states.


The sad part of this tale is that, although VK3XB calls Novices by the dozens in all call areas, they usually come back to a Novice in a neighboring state or call CQ again. But once Ivor raises a Novice and alerts him to the fact that his signal is traveling 9000 miles, they usually have little trouble working each other on subsequent mornings, proving that the first contact was no accident.

With two exceptions, the Novices that VK3XB has worked recently know it. But it will be news to KN4ZUC that he did not work K3XBV on May 14; he did work VK3XB! The same goes for KN5RVU on May 17!



**Nasir, 9K2AN**, in Kuwait, Arabia, DX's on 21 mc.

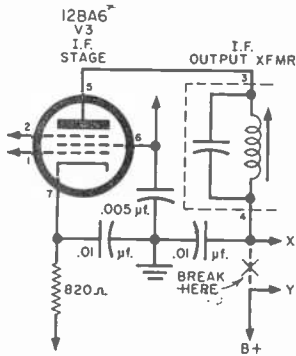
**Bob Myers, KN3HWL**, works out of Meadville, Pa.



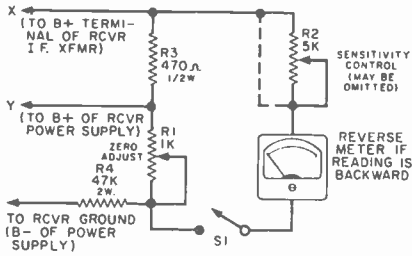

Watch for VK3XB on 7149/7150 kc. between 0300 and 0800 EST. Ivor operates on that frequency regularly to call "CQ Novice" or to call individual Novices. He tunes the entire Novice band for replies to his CQ's.

Alhaj Nasir Hussain Khan, 9K2AN, P.O. Box 736, Kuwait, Arabia, will also be looking for Novices this season. Nasir has been in Pakistan during the summer, but he will be back on the air by September 1. Look for him on 21 mc. When you work him,





The S-meter circuit below can be used with i.f. amplifiers having a.v.c. In the photo the constructed S-meter is shown with a Heathkit AR-3 receiver. The schematic diagram of the AR-3 (at left) tells you where to break in the S-meter circuit. See page 134 for more details.



Nasir will QSL promptly upon the receipt of your card.

**DX'ing All Countries.** Before we discuss how to work DX, it might be well to decide how far away a station should be before it can be considered DX. Most General Class DX-chasers classify any station over 2000 miles away and in a different country as DX. Most Novices, however, would probably rate any station over 1000 miles away as DX on 80 and 40 meters. On 15 meters, any station in another country, with the possible exception of Canada, is DX to most Novices. You might govern yourself accordingly when answering a "CQ DX."

The following discussion refers specifically to working foreign DX, but there is really no difference between working a new country and a new state, except that the competition is usually less for the new state.

Fifteen meters has been the Novice DX band up to now, and it will probably continue to retain the title. Nevertheless, as the present sunspot cycle continues its downward trend, the periods of good 15-meter DX conditions will be somewhat fewer, and of shorter duration, compared to last year. On the other hand, DX conditions on

80 and 40 meters are definitely improving. This is good news for night owls. For while DX is usually best when at least part of the signal path is through daylight on 15 meters, DX is an all-darkness proposition on 80 and 40 meters.


Let me emphasize that you do not need super equipment to work DX. Reading "News and Views" and observing the equipment used by the fellows who report working DX will prove this. Naturally, the better your equipment is, the easier it is to work DX—or locals. But more important than equipment in establishing a good record will be your operating.

Get a good map. You can use the country list in the back of the ARRL logbook to identify the countries you hear. But you will need a special world DX map centered on the United States to determine their distance and true great-circle direction from you. The multi-colored 30" x 40" ARRL Amateur Radio World DX Map, available from amateur supply houses, is excellent for the purpose. Smaller maps of this type are printed in the Call Book. It may be enlightening to compare one of these maps with a conventional world map.

**Listen!** Over half your success in working DX will depend on how well you listen. Naturally, you should concentrate on the weaker signals. But this does not mean

(Continued on page 133)

By  
**DONALD L. STONER**  
W6TNS



## Build a Noise-Free Transistorized Stereo Tape Preamp

**D**ESIGNED for the stereo tape fan, this fully transistorized preamplifier can be used directly between a stereo tape deck and two basic or integrated amplifiers to form a complete professional-quality NARTB-equalized playback system. As for noise and hum pickup, it will outperform any vacuum-tube device anywhere near its price range.

Hum is inaudible, even with the gain full up. With no "moving parts" in the transistor, microphonics are nonexistent. At 2.5-millivolts tape head input, "hiss" is about 68 db below full output (1.5 volts or higher), barely audible with the volume control(s) wide open.

**Construction.** The two identical amplifier circuits are contained in a 2" x 3" x 5" aluminum chassis box. Most of the components are secured on lug-type terminal strips mounted on the bottom of the chassis. Two volume controls and a voltage adjustment potentiometer are

mounted on the front apron. The input jacks, output leads, and battery are installed on the rear apron. Since parts layout is not too critical, the preamp can be built in a larger box, for example, a 5" x 7" x 2" box.

## PARTS LIST

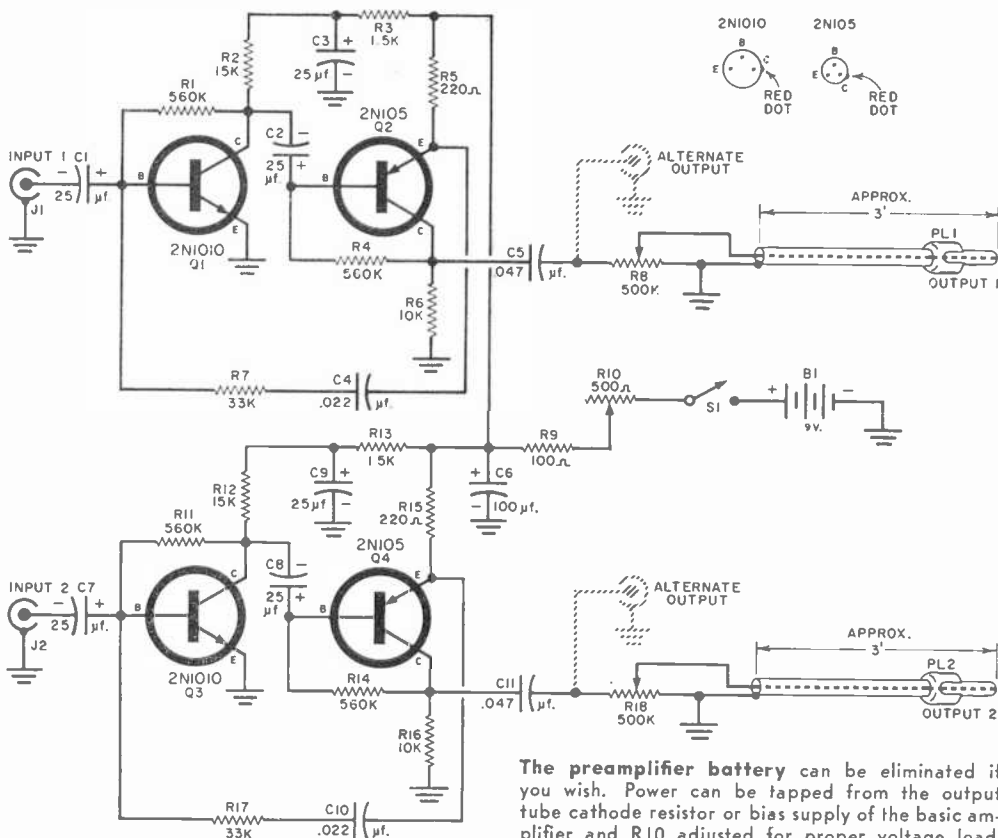
- B1—9-volt battery (RCA VS309)  
 C1, C2, C3, C7, C8, C9—25- $\mu$ f., 25-volt capacitor  
 C4, C10—.022- $\mu$ f., 200-volt paper capacitor  
 C5, C11—.047- $\mu$ f., 200-volt paper capacitor  
 C6—100- $\mu$ f., 15-volt miniature electrolytic capacitor  
 J1, J2—Phono jack (RCA type)  
 PL1, PL2—Phone plug (RCA type)  
 Q1, Q3—2N1010 transistor (RCA—new type available at most supply houses)  
 Q2, Q4—2N105 transistor (RCA)  
 R1, R4, R11, R14—560,000 ohms  
 R2, R12—15,000 ohms  
 R3, R13—1500 ohms  
 R5, R15—220 ohms  
 R6, R16—10,000 ohms  
 R7, R17—33,000 ohms  
 R8, R18—500,000-ohm audio taper potentiometer (one with s.p.d.t. switch S1)  
 R9—100 ohms  
 R10—500-ohm linear taper potentiometer  
 S1—See text  
 1—2"x3"x5" chassis box (L. M. Bender #136)  
 Misc. knobs, hardware, terminal strips, grommet, and shielded wire

All resistors  
 1/2-watt

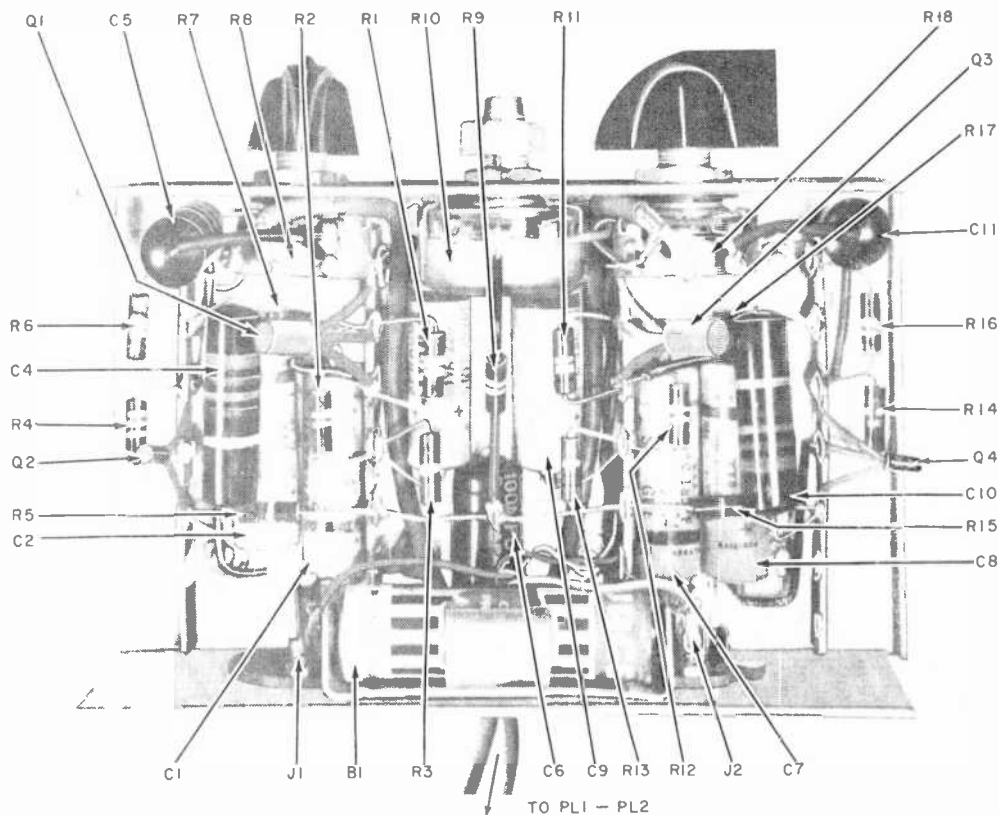
Drill the chassis as shown in the photographs. Note that one end lug is cut from each terminal strip so that it will fit between the edges of the chassis box. Mount the four strips so the lugs "face" the nearest open end of the chassis. The mounting feet of the tie lugs should "face" toward the center of the chassis.

Following the photos, install the capacitors first and then the resistors. Components R7, R17, C4, and C10 control equalization and their leads should not be wrapped around the terminal lugs if equalization adjustment is desired. Note also that a common tie-point is made at the junction of R5, R9, R15, and C6, halfway between the amplifier channels.

The jacks and potentiometers should be mounted and wired next. Pots R8 and R18 can be omitted if volume can be controlled at the amplifiers. In this case, output phono jacks (similar to J1 and J2) can be used with C5 and C11 connected directly to the "hot" terminals of the jacks. Output lead length is not critical.



The preamplifier battery can be eliminated if you wish. Power can be tapped from the output tube cathode resistor or bias supply of the basic amplifier and R10 adjusted for proper voltage load.



Install a 9-volt battery (*B1*) and holder on the rear apron of the box. Include a power switch in series with the battery. This switch may be external or ganged with either of the input level pots. If the potentiometer-mounting switch is used, mark the panel so the control knob can be reset easily when the preamp is switched on.

When you install the transistors, make sure to protect them from heat by grasping each lead with long-nose pliers, between the solder point and the transistor body, to conduct away the heat.

**Testing.** Wire a 0-10 ma. d.c. meter in series with the negative battery lead to chassis ground. When the preamp is turned on, the meter should "pop up" (as the capacitors charge) and then drop to about 2 ma. (between 1.5 and 2.5 ma. is okay). If the meter reads higher or lower, there is probably something wrong—you can tell which half of the preamp is at fault by separating the circuits at *R5* and *R15*.

If the test circuit reading is correct, disconnect the meter. Set pot *R10* to maximum resistance. With a VTVM or 20,000

## HOW IT WORKS

The transistor stereo tape preamplifier has two channels, each with a two-stage amplifier. Since the two sections of the preamp are identical, only one channel will be discussed. The two transistors in each section are resistance-coupled.

Input transistor *Q1* is connected in a common emitter circuit, with bias obtained through *R1*. Capacitor *C1* blocks the bias voltage from the tape head. The amplified signal appears across *R2* and is coupled through *C2* to transistor *Q2*, which is in a modified common emitter circuit. Bias for this stage is provided through *R4* as in the first stage, with additional stabilization obtained by *R5* in the emitter circuit. The highly amplified signal voltage appears across *R6* and is coupled to the power amplifier through *C5* and volume control *R8*.

Frequency response of the preamp is equalized to correspond to the NARTB playback curve. This is accomplished by applying negative feedback through RC network *C1* and *R7* from the emitter of *Q2* to the base of *Q1*.

ohms/voltmeter connected across *C6*, adjust *R10* for an 8-volt reading ( $\pm \frac{1}{2}$  volt). This completes the adjustment.

**Setting Equalization.** The values shown for *R7* and *C4*, and *R17* and *C10* provide NARTB equalization for the Viking Model "85" tape deck. If you use the preamp with a different tape head or prefer more bass  
(Continued on page 121)



# He Did It

---

## With Mirrors

**D**ILIGENTLY studying the final plans for the best tracking route that would allow my latest project—a solar battery plant—to follow the sun around our yard, I failed to hear friend wife approaching the workshack until, too late, she was through the doorway and upon the scene. Naturally, she carried a coffee pot and a pair of cups.

"What's with all the mirrors?" she demanded, indicating the large, parabolic mirrors and the small, flat mirrors littering the workshack. "You gone nuts over the sight of your own face or something? I always thought it was your alleged mind you were in love with."

"Spare me the witty dialog," I said. "You don't know it, of course, but you are literally surrounded by the components of a plan which, put into effect, will free us forever from the clutches of the public utilities people. Can your domestic mind grasp the vastness of that concept, hey? No more electric bills! No more gas bills! I may even install a water pump and power it with juice from my own solar power plant!"

I laughed triumphantly, but it came out mildly hysterical. "Can't you see their faces when I order them to disconnect our utility service! We'll be free! FREE! *As free as the sunlight pouring abundantly down from the open skies!*"

Friend wife studied me closely.

"Come to think of it, you *have* been out in that hot sunshine an awful lot, lately. Maybe I better get you a couple of aspirins to go with the coffee."

"Oh, I can hardly *wait*, I . . . tell . . . you!" I babbled, rubbing my hands together

briskly. "Perhaps my brave stand will constitute a veritable social revolution, a mass exodus away from the current dependency upon those greedy public utilities. Naturally, I'll charge a pretty penny for the use of my schematics, my tower-design blueprints—and we'll live in utter luxury, utter luxury . . ."

"Look . . . Mac . . ." she jabbed an emphatic finger into my brisket. "If this utter luxury you're yakking about don't include hot water, gas for cooking and electric lights—start looking for another helpmeet right now. I don't mind achieving weekly miracles with that miserly pittance you call a household budget, and I can stand watching other girls wear ermine and mink while I gad about in good, sensible woolens—but I either live in a pad that has the utilities turned on or you can mail my alimony checks to mother's address!"

"Ahhhhh, fret not!" I told her, an impish grin playing about my mouth. "You shall have all the light, all the heat, all the power to run a household—in fact, enough to run a hundred such households—that your avaricious little heart desires! What I'm pleading with you to understand is that none of it will cost us one, red cent beyond the sum necessary to build the tower, install the mirror system and energy-converter, and bring all that gorgeous, *free* power into the house!"

"You're gonna get *electricity* from *sunshine*?"

"Sure am!"

She backed off toward the door, a wary step at a time. "Why," she whined, "can't



By CARL KOHLER

you just ruin the electrical appliances and short out the TV set like other husbands?"

SIX WEEKENDS of consecrated thought and labor later, I stood in the backyard gazing hopefully up to the top of the 20' steel tower where I had just finished installing the most brilliantly conceived and constructed solar battery plant ever to be modified from standard, unimaginative plans sold anywhere.

Suddenly, the wife stepped onto the porch behind me.

"How come it's not *doing* anything?"

"Mainly," I said patiently, between molars already ground to the gums from patience, "because I haven't thrown the switch that will activate the motor which will, in turn, start the heliostat on its journey."

She didn't even bother to muffle her snicker.

"This . . . uh . . . heliomajig—what's the bit, anyway?"

"By an ingeniously modified tracking mechanism, I have set up the heliostat to follow the sun's direct rays and simultaneously direct them to the larger mirror—the parabolically ground one—which, in turn, will transfer the energy-laden rays into the storage cells located in that housing just below the whole works."

"And how're ya gonna keep this gismo running if the electric company turns off the power? Answer me *that!* You just finished saying you had to—"

I crossed my arms over my chest and leered.

"Yes, we must depend upon outside cur-

rent—for a brief time until the solar plant has absorbed enough natural energy to allow us to run it, from its own batteries, upon solar converted electricity which it obtained itself."

"I don't dig the explanation, but leave me out of that 'we' business," she said. "Whatever happens, I'm just an innocent bystander who is entitled to alimony if you alienate the power people. Personally, though, I think this gimmick is —"

Quietly, I threw the switch which fed juice to the tracking motors. Smoothly, silently, the entire tracking mechanism began its rotation cycle—barely perceptible to the eye. I made a notation of position for checking later in the day.

"Well?" demanded the wife.

"It's working. It's simply a matter of an occasional position check for the next couple of days—to make certain the mirror is staying in proper reference to the direct rays of the sun."

"I have a premonition," she murmured darkly.

"You've got a million of them," I observed sourly.

"Something's wrong, *somewhere*," she persisted. "That gismo should be hissing or sparking or burning—or doing *something* goofy and unexpected."

"It's doing precisely what it was *built* to do," I gloated. And I went off to enjoy a nap during the heat of a triumphant Saturday afternoon.

SOME HOURS afterward—just as I was in the middle of a superb, technicolor

(Continued on page 132)



# Transistor Amplifier for Toy Telephones

By  
J. E. PUGH, Jr.

TOY TELEPHONE SETS found in most department stores usually have one major defect—low volume. The addition of a simple one-transistor amplifier not only “soups up” the volume but improves intelligibility.

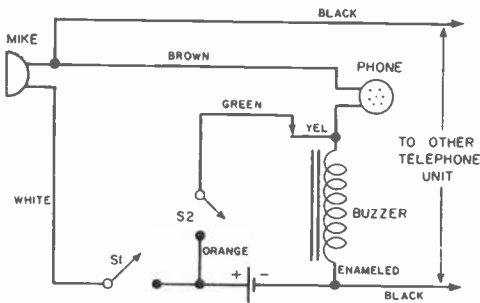
The telephone set used in this conversion was a Zimphone, with each hand unit in the set consisting of a carbon microphone, a magnetic earphone, and a single flashlight cell. Any similar set—including conventional telephones now available on the surplus market—should work just as well. “Before” and “After” diagrams show the simple electrical modification on the Zimphone.

Identify all the wires in your set, both internal and external, and compare them with the wire color code in the “Before” diagram. If your color code is different, change the coding on the diagram to conform.

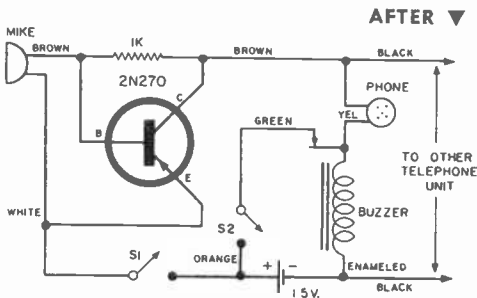
After soldering the transistor and resistor in place, tape all connections and gently press all internal wires and parts down into the back of the telephone handle. Be careful when you solder inside the handle because it is made of meltable plastic. And apply solder to the negative battery terminal quickly as this terminal is anchored in the plastic.

Put a dab of red paint on the positive battery terminal to aid in placing the battery in correctly. Reversed polarity can ruin the transistor.

-30-



BEFORE ▲



AFTER ▼

## HOW IT WORKS

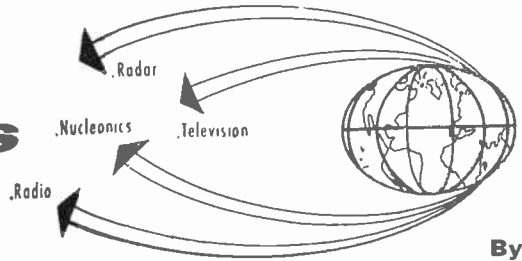
In the original circuit, switch *S1* connects the microphone to the battery and to the two parallel-connected phones (its own and that in the second telephone unit). The signal from the microphone is applied direct to the earphones without amplification. In the modified circuit a simple transistor amplifier is placed between the mike and two phones to boost the signal before it reaches the phones.

A medium-power transistor is used to give good power transfer as its input and output impedances are a reasonably close match for the mike and phones. The carbon microphone and a 1000-ohm resistor are used to bias the transistor base.

When the amplifier is in use, the mike resistance changes, and thus changes the base bias. The amplified collector output current flows through the load (the two magnetic earphones in parallel) to give a comfortable listening level. An identical amplifier in the second telephone unit sends an amplified signal back to the first earphone.

The original buzzer circuit is satisfactory and does not need to be modified.

# After Class



By  
ED BUKSTEIN

## WAVE SHAPING

MENTION the word *distortion* to a hi-fi enthusiast or a broadcast engineer and his emotional response will be about the same as that of a forest ranger at the sound of the word fire. But distortion does not always play the role of a villain; sometimes it is both intentional and helpful.

Many radar, computer and industrial electronic circuits use intentional distortion as a means to an end. Most such circuits fall into the general category of *wave shaping* circuits which are useful for changing one waveform into another—a sine wave to a square wave, a square wave to a pulse, a square wave to a pulse, a pulse to a saw-tooth waveform, etc.

**Top Chopping.** The grid limiter squaring circuit shown in Fig. 1 converts a sine-wave input to a square-wave output. The cathode of the tube is operated at ground potential and, as a result, the grid is more positive than the cathode during the positive half-cycle of the sine-wave input. So, grid current flows, and produces a voltage drop across resistor  $R$  as in Fig. 1.

Since the positive half-cycle of the sine-wave input is dropped across  $R$ , it is effectively eliminated. An oscilloscope connected to the grid side of resistor  $R$  would show a half-wave pattern with the positive alternations missing.

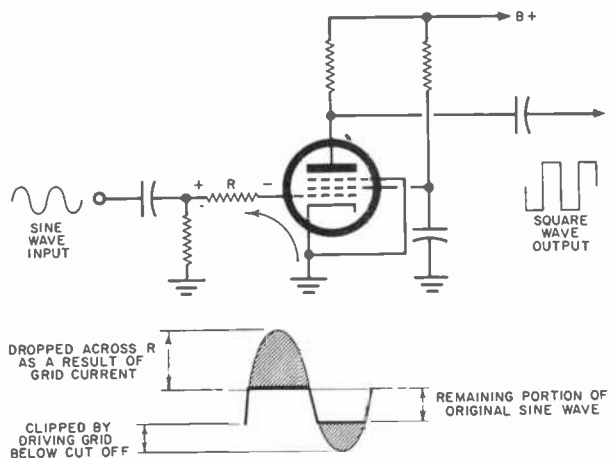
The peak of the negative half-cycle of sine-wave input drives the grid below cutoff and is therefore clipped. Since the positive alternation and the peak of the negative alternation are eliminated, all that remains of the original sine-wave is a "slice" out of the center. As shown in Fig. 1, this slice is essentially a square wave.

Such a circuit is operated with large-amplitude input sig-

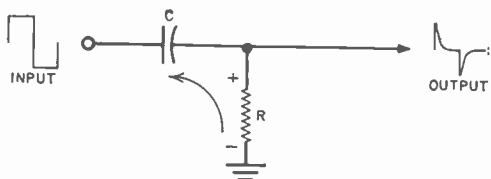
nals and with low values of  $B$  voltage so that the tube can be more easily driven to cutoff. For the same reason, a sharp cutoff tube is commonly used. Because the tube is driven into saturation during the positive half cycle and into cutoff during the negative peaks, the circuit is often referred to as an overdriven or a distortion amplifier.

**It's a Pip!** The differentiator circuit, familiar to the TV technician, is shown in Fig. 2. This circuit converts a square-wave input to a series of positive and negative "pips." As the voltage rises during the leading edge of the square-wave input, capacitor  $C$  charges through resistor  $R$ . This charging current produces a voltage drop across  $R$  which constitutes the positive pip of the output.

The time constant of the circuit is very short as compared to the period of the square-wave input, so  $C$  becomes fully charged in a very short time. It is for this reason that the output pip is narrow.



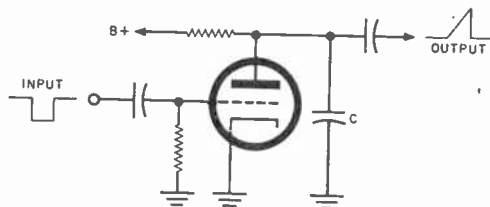
**Fig. 1.** In the grid limiter squaring circuit, positive alternation is clipped as a result of grid current through resistor  $R$ . The negative peak is clipped by driving the grid below cutoff.



**Fig. 2.** Positive output pip is voltage drop across  $R$ , produced when capacitor  $C$  charges to positive value of square-wave input. On negative alternation of input,  $C$  charges in opposite direction.

**Fig. 3.** Grid waveform consists of positive and negative pips. The upper portion of the positive pip is clipped at saturation. The negative pip and lower portion of the positive pip are clipped as grid is driven below cutoff.

**Fig. 4.** When tube is cut off by a negative input pulse, the plate voltage rises and capacitor  $C$  charges. When the tube conducts again,  $C$  discharges.



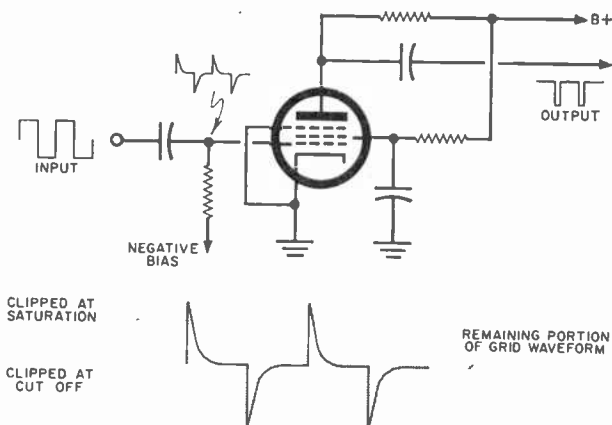
During the trailing edge of the square wave, the input voltage drops rapidly from its positive level to zero and then increases in the negative direction. This causes capacitor  $C$  to discharge and then recharge in the opposite direction. Since the current flow through  $R$  is now in the opposite direction, the voltage drop across it produces a negative output pip.

**Taking a Pulse.** In the circuit shown in Fig. 3, distortion is employed to change a square-wave input to a series of narrow pulses. The coupling capacitor and grid resistor are chosen to have a very short time constant as compared to the period of the square-wave input. Consequently, these components act as a differentiator and a series of positive and negative pips appear at the grid.

A negative potential, applied to the grid, biases the tube below cutoff so that only the positive pips bring the tube up into its conducting region. Each positive pip on the grid therefore produces a flow of plate current, and the plate voltage decreases be-

cause of the drop across the plate load resistor. Thus, the plate waveform consists of negative-going pulses.

The positive pips on the grid not only bring the tube above cutoff but drive it all the way to saturation. As a result, the



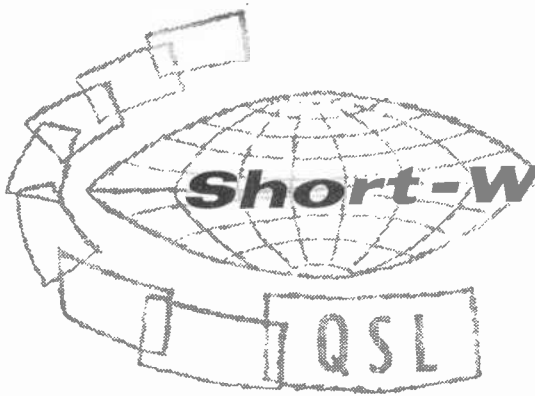
sharp tip of the input is clipped off. Because it produces narrow output pulses, this circuit is often referred to as a pulse-narrowing stage.

**One-Shot Saw.** The single-sweep circuit shown in Fig. 4 produces a saw-tooth output each time a negative pulse is applied to the input. Because the tube is operated without bias, it draws considerable plate current and most of the supply voltage is dropped across the plate load resistor.

Capacitor  $C$  charges to the low voltage at the plate of the tube. If a negative pulse is now applied to the input, the grid of the tube will be driven below cutoff. Since the plate current is now reduced to zero, the plate voltage of the tube rises and capacitor  $C$  charges to a higher level. It is this increasing charge that produces the rise of the saw-tooth waveform.

Capacitor  $C$  continues to charge for the duration of the negative input pulse. When this pulse is completed, the tube is no longer cut off and the plate voltage decreases to its initial low value. Capacitor  $C$  now discharges rapidly through the conducting tube, producing the back edge of the saw-tooth waveform.

As the foregoing circuits illustrate, distortion is a useful method of wave shaping. Because of the increasing use of pulse circuitry in all phases of the electronic art, the technician should learn to think of distortion as a tool.



# Short-Wave Report

By **HANK BENNETT**  
W2PNA/WPE2FT

**O**UR featured DX'er this month is Lloyd Alford of 811 Riverside Drive, London, Ontario. He is a business merchant and, with his son, Graham, deals in retail auto accessories and sporting goods.

A fairly recent newcomer to the ranks of DX'ing, Lloyd started about three years ago. He has consistently kept your Short-Wave Editor informed of his DX'ing activities, and a short time ago he became the proud owner of Canadian amateur license VE3CRG.

Besides DX'ing, Lloyd's hobbies include photography, tapesponding, and building equipment. So, while his listening post features a Hallicrafters SX-100—connected to a WRL doublet antenna with wave traps—and a Bach-Simpson wave meter, you will also find there two tape recorders,

a complete stereo setup, and numerous pieces of test equipment that he built from kits. In all, Lloyd has assembled 28 Heath-kits, ranging from a crystal receiver to a DX-100 transmitter. His latest project is the Apache kit.

Lloyd does very little reporting to the short-wave stations, but he is a member of the Newark News Radio Club and the International Shortwave League. His favorite band is 20 meters and his preferred frequency range for amateur transmissions is the 80-meter band. Watch for him operating around 3600 kc.

VE3CRG will be glad to work anyone on the air, but requests that you hold your code to about 13 words per minute until he is able to build up his speed.

*(Continued on page 138)*

**Lloyd Alford**, of London, Ontario, combines three of his many interests: DX'ing, tapesponding and kit building. He is shown here using one of his two tape recorders. (Photograph courtesy of London Free Press)





## Carl and Jerry

### The Surrogate Mother

IT WAS a beautiful morning in late August, and Carl and Jerry, with Carl's dog, Bosco, perched between them, were sitting on Jerry's front steps trying desperately to think of something interesting to do. After all, school started in another week, and time was a-wastin'!

"Hey, Joe, what you got in the basket?" Carl called to a boy who was walking along the sidewalk with a market basket on his arm.

"Pups," Joe answered, and he walked over and tilted the basket to reveal two tiny squirming little fellows with tightly closed eyes. "I'm taking them down to the veterinary to have them chloroformed."

"How come?" Jerry asked as he stroked one of the whimpering little dogs with his finger. "They look kind of cute to me."

"Yeah," Joe said with a voice suddenly gone hoarse; "they do to me, too. But their mother was killed by a car last night, and they're too young to get along without a mother. Dad says putting them to sleep is the only humane thing to do. We men know things like that have to be done sometimes, but he's going to have a tough job selling the idea to my kid brother, Davey. Davey's only five, and he's talked of nothing but those pups since they were born a couple of days ago. He's going to take it real large when he learns what happened to them."

For a few moments the three boys were silent, remembering how they would have felt at Davey's age. It was obvious from the way Carl's arm tightened about Bosco's neck that he wasn't feeling much different right now.

"Let us have them!" Jerry suddenly blurted.

"Why? What will you do with them?" Joe asked with a puzzled frown.

"I've got an idea I want to try. If it works, we'll save the pups for Davey. If not—well, Carl and I can still do what you were planning."


"Buddy, you've got yourself a deal!" Joe exclaimed, setting the basket on the step and straightening up as though he had rid himself of a tremendous burden. "I'll just tell Davey the pups are in a kind of hospital where maybe they can be saved. At the worst, that will let him down easy. I'll go right home now and give him the word before Dad tells him they're dead."

"Are you planning for us to spend all the time left before school starts baby-sitting with those pups?" Carl asked Jerry.

"Nope, I intend to turn that job over to a surrogate mother."

"To a what kind of mother?"

"Surrogate. That's a fancy scientific word meaning 'substitute.' A while back I was reading where the American Psychological Association has been experimenting



with surrogate mothers for little monkeys. A block of wood was covered with sponge rubber; terry cloth was stretched over this; and a light bulb was placed behind the arrangement to radiate heat. The result was a monkey mother that was always warm and soft and tender. Once the infant monkey was accustomed to the substitute, he ran to it for protection and showed as much affection for it as for a real mother. My idea is for us to make a surrogate mother for the pups; and from that whimpering they're doing, we'd better be about it. I'll bet they're getting plenty hungry. Bring them down to the lab."

**I**N THEIR basement laboratory the boys began assembling parts for the "mother," improvising as they went along. A stout cardboard carton about two feet square and a foot deep was selected. A piece of heavy, coarse screen was bent in a U-shape and arranged so that the open end of the U could be fastened against one side of the box. The outside of the U was covered with an inch-thick layer of soft foam rubber. Matching holes were cut in the side of the box, the screen, and the foam rubber, so that two nursing bottles could be inserted in openings in the side of the box and the nipples would protrude through the foam rubber. The bottles slanted downward at about a 45° angle.

Next, a 40-watt lamp bulb and an old thermostat of the mercury-switch type were installed in the hollow space of the U and connected to the light line, so that the thermostat turned the light bulb on and off with changes in temperature and kept the temperature inside the hollow nearly constant.

"Now we've got to know the skin temperature of a dog," Jerry announced. "I suppose I better scamper upstairs and see if I can find it in the encyclopedia."

"Perish the thought!" Carl exclaimed as one long arm picked a small thermometer off the wall and the other grabbed the dog, Bosco, by a hind leg. "A true scientist never relies on other sources of information when he can make his own observation."

The wild-eyed, apprehensive Bosco was flipped over on his back, and the thermometer was tucked firmly between an upper foreleg and his body. There it stayed for a couple of minutes in spite of his squirming, growling protest. Then Carl removed the thermometer and read it quickly.

"A dog's skin temperature is about ninety-two degrees," he announced.

With the thermometer placed against the foam rubber, the thermostat was adjusted to hold the temperature constant at this figure. Next, the boys filled the bottles with milk and put them in position. The puppies were transferred from the basket to the box and were coaxed and cajoled into nursing from the bottles. This took a little patience and doing, but once the little dogs got the idea, they took the milk warmed by the light bulb hungrily and noisily.

"Well, now," Jerry said proudly as he watched the puppies; "I'd say Alma Mam-



ma was a huge, it not a 'howling,' success; wouldn't you?"

"Almost perfect," Carl agreed.

"What do you mean, 'almost'?" Jerry demanded. "What could a real mother do for the pups that Alma Mamma can't?"

"Well," Carl said slowly, looking at one of the puppies that had wandered blindly into a far corner of the box and was whimpering disconsolately, "a real mother would hear that little dog crying and comfort him by nuzzling and licking him; but of course we can't make Alma Mamma do that."

"Why-y-y not?" Jerry demanded with a rising, challenging inflection made famous by a TV comedian. "Go over and get your voice-control unit while I see if I can find that geared-down little motor of ours. Bring your lapel mike, too."

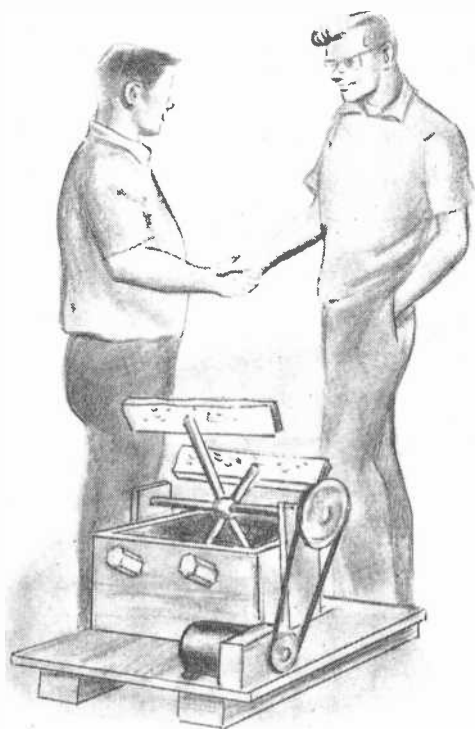
**W**HEN Carl returned, Jerry was already busy fastening slabs of sponge rubber to a section of broom-handle so as to form a four-bladed paddle wheel. Each sponge blade was just wide enough to fit inside the box; and when the broom-handle shaft



was arranged in a couple of bearings across the top of the box, the blades brushed the bottom of the box as the shaft was revolved. A belt went from a pulley on the end of the broom-handle to a smaller pulley on the slow-speed shaft of the gear-box of the little motor. When the motor was running, the rubber blades moved across the bottom of the box at the rate of one every five seconds.

The voice control, or VOX, unit was an electronic device that permitted sounds picked up by a microphone to close the contacts of a relay and hold them closed for two or three seconds. Such a unit is often used with a transmitter, especially a single-sideband suppressed-carrier type, to turn on the transmitter when the mike is spoken into and to turn it off when the operator stops speaking.

They fastened the lapel mike inside the top of the box and connected it to the



VOX unit. The relay contacts of the unit turned on the motor when they closed, and a cam on the broom-handle operated a microswitch in parallel with the contacts. The cam was arranged so that once the VOX unit started the shaft turning, the cam-operated switch took over and kept it going for a complete revolution. Then it

stopped until a sound striking the microphone started it again.

Jerry dampened the sponge blades, and the boys watched in silence to see how the Rube Goldberg device would work. Soon one of the little dogs gave another whimper. Instantly the motor started, and the yielding, soft rubber blades moved caressingly over the tiny body, nudging it gently back toward the milk supply and leaving its hair slightly damp as though it had been licked. The puppy stopped whimpering, and at the same time the paddle wheel stopped.

Carl and Jerry shook hands in a gesture of mutual congratulation and then tiptoed out of the basement. Several times during the day, though, they checked on the pups and their surrogate mother; and each time they found things just fine. Before going to bed, Jerry replenished the bottles with clean, fresh, sweet milk and dampened the sponges of the "nuzzling and licking" device again.

**S**OMETIME during the night, Jerry awakened at the sound of a violent thunderstorm roaring about the house. As he lay there in the darkness, he was aware of a disturbing sound that was not part of the growling thunder or pouring rain. It was a rhythmic and muffled "thump, thump, thump" and seemed to be coming from the furnace register.

He slipped out of bed and went to investigate. As he turned on the basement light, he saw a stream of water as thick as his arm pouring in through an open basement window, and the floor was already covered with an inch or so of water. The water was coming from a downspout that had broken just above the window, and the drain in the floor had clogged.

Jerry called his father, and the two of them quickly cleared the drain and diverted the water from the broken downspout away from the window. It was not until then that Jerry had time to think of the pups and their surrogate mother. The box was gone!

As he searched wildly about the wet basement, Jerry heard the same thumping sound that had awakened him. Then he saw the cardboard carton wedged against the side of the gas furnace with its paddle wheel turning.

Water had floated the two-by-four platform on which the carton was placed to keep it up off the damp floor and to provide

*(Continued on page 110)*

get a real head start in work you like!

choose  
qualify  
know  
... before  
enlistment

It's up to you! The Army's new "Choose-it-Yourself" System lets you choose your vocational training before you enlist! Here's how it works:

1. **CHOOSE** . . . before enlistment!  
Choose your training from fields like Metal Working, Electronics, Motor Maintenance, Guided Missiles, Radar & TV Repair—and many more.
2. **QUALIFY** . . . before enlistment!  
Next you take aptitude and physical examinations to qualify for the training you've chosen.
3. **KNOW** . . . before enlistment!  
If you qualify, you know you'll get the training you like. Your choice is written into your future Army record—guaranteed before you enlist.



AND THERE'S NO OBLIGATION! Choose, qualify and know—without the slightest obligation to enlist. You get the Army training you like—guaranteed in writing—or you don't enlist! This week, see your Army recruiter and choose from his complete list of available fields.

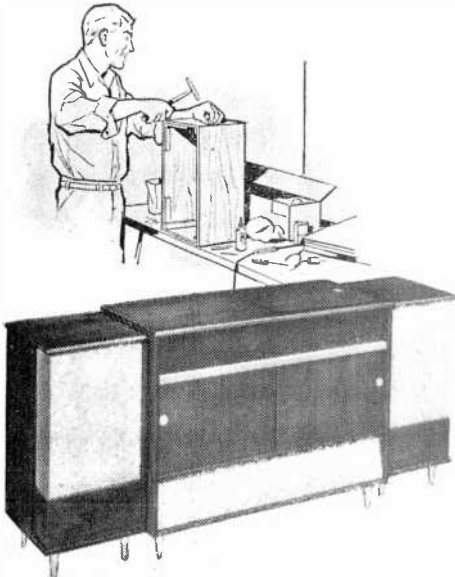
CHOOSE IT  YOURSELF VOCATIONAL TRAINING SYSTEM

**US ARMY**



## do-it-yourself kits put top quality within easy reach

With absolutely no previous experience or knowledge of electronics you can assemble your own HEATHKIT hi-fi system, Ham station, test equipment or marine gear. Easy to understand step-by-step instructions, along with large pictorial diagrams, guarantee your success—and you save 1/2 or more on the highest quality equipment available today at any price!



### STEREO EQUIPMENT CABINET KIT

A thing of beauty as well as utility, this stereo equipment cabinet ensemble houses your complete stereo hi-fi system. It consists of a stereo equipment center flanked by two stereo speaker enclosures. The kit is supplied with mounting panels pre-cut to accommodate Heathkits and interchangeable blank panels are also furnished. The pre-cut panels accommodate the Heathkit AM-FM Tuner (PT-1), Stereo Preamplifier (SP-2), and Stereo Record Changer (RP-3-S). The changer slides out smoothly for easy record loading. Convenient record and tape storage space is provided. Ample room is provided in the rear of the center cabinet for a pair of matching Heathkit amplifiers from 12 to 70 watts. The stereo wing speaker enclosures are open-backed, cloth-grilled cabinets designed to hold the Heathkit SS-3 or similar speaker enclosures. The cabinets are available in beautifully grained 3/4" solid core Phillipine mahogany or select birch plywood suitable for the finish of your choice. Entire top features a shaped edge. Hardware and trim are of brushed brass and gold finish.

**\$149<sup>95</sup>**

#### STEREO EQUIPMENT CABINET KIT

Model SE-1B (birch)  
Model SE-1M (mahogany)

each  
(shpg. wt. 162 lbs.)

**\$39<sup>95</sup>**

#### STEREO WING SPEAKER ENCLOSURE KIT

Model SC-1BR (birch—right end)  
Model SC-1BL (birch—left end)  
Model SC-1MR (mahogany—right end)  
Model SC-1ML (mahogany—left end)

each  
(shpg. wt. 42 lbs.)

#### MODEL MF-1

**\$26<sup>95</sup>**




#### DIAMOND STYLUS HI-FI PICKUP CARTRIDGE

Get the most from your LP microgroove records. Designed to Heath specifications by Fairchild Recording Equipment Corporation, the MF-1 is one of the finest pickup cartridges on the market today. Shpg. Wt. 1 lb.

#### ENJOY A HOME HI-FI SYSTEM NOW! PAY LATER...



Heath's convenient Time Payment Plan allows you to buy all of your hi-fi components right away... and pay for them in easy installments. Only 10% down on purchases of \$55 or more. Send coupon today for FREE Heathkit catalog with full time-pay details.



#### TRADITIONAL

Model CE-2T (mahogany)


#### CONTEMPORARY (not shown)

Model CE-2B (birch)  
Model CE-2M (mahogany)

**\$43<sup>95</sup>**  
each

### CHAIRSIDE ENCLOSURE KIT

Put your entire hi-fi system right at your fingertips with this handsome enclosure. Available in either traditional or contemporary models and constructed of beautiful veneer-surfaced plywood suitable for the finish of your choice. It is designed to house the Heathkit AM and FM Tuners (BC-1A and FM-3A), the WA-P2 Preamplifier, the RP-3 Record Changer, and adequate space is provided for any Heathkit amplifier designed to operate with the WA-P2. All parts pre-cut and predrilled for easy assembly. Shpg. Wt. 46 lbs.




**NEW**

HEATHKIT EA-3  
**\$29<sup>95</sup>**

**NEW! 14-WATT HI-FI ECONOMY AMPLIFIER (EA-3)**

From HEATHKIT audio labs comes an exciting new kit . . . New Styling, New Features, Brilliant Performance! Designed to function as the "heart" of your hi-fi system, the EA-3 combines the preamplifier and amplifier into one compact package. Providing a full 14 watts of high fidelity power, more than adequate for operating the average system, the EA-3 provides all the controls necessary for precise blending of musical reproduction to your individual taste.



*Build it in  
one Evening*

HEATHKIT SS-2  
**\$39<sup>95</sup>**

**"BASIC RANGE" HI-FI SPEAKER SYSTEM KIT**

With performance comparable to speakers costing many times more, the SS-2 employs a Jensen 8" woofer and compression-type tweeter to provide total frequency response of 50 to 12,000 CPS. Shpg. Wt. 26 lbs.

**ATTRACTIVE BRASS TIP ACCESSORY LEGS:** convert the SS-2 into handsome consolette. Shpg. Wt. 3 lbs. No. 91-26. \$4.95.


**BASIC FIR MODEL:** same as SS-2 except constructed of non-premium plywood without trim or grille cloth. Shpg. Wt. 26 lbs. Model SS-3. \$34.95.



HEATHKIT FM-3A **\$26<sup>95</sup>**

**HIGH FIDELITY FM TUNER KIT**


The thrills of FM entertainment are yours at budget cost with this handsomely styled tuner. Featuring broad-banded circuits for full fidelity and better than 10 microvolt sensitivity for 20 db of quieting, the FM-3A pulls in stations with clarity and full volume. Shpg. Wt. 8 lbs.



HEATHKIT W-7M **\$54<sup>95</sup>**

**"EXTRA PERFORMANCE" HI-FI 55 WATT AMPLIFIER KIT**

Offering full fidelity at less than a dollar per watt, the power output of this remarkable amplifier is conservatively rated at 55 watts from 20 CPS to 20 kc with less than 2% total harmonic distortion throughout this entire range. Shpg. Wt. 28 lbs.



HEATHKIT PT-1  
**\$89<sup>95</sup>**

**MONAURAL-STEREO AM-FM TUNER KIT**

This professional quality 16-tube tuner offers you outstanding AM, FM or stereo AM/FM performance at minimum expense. Features include individual flywheel tuning and automatic frequency control. A multiplex jack is also provided. Shpg. Wt. 24 lbs.



HEATHKIT SP-2  
**\$56<sup>95</sup>**

**MONAURAL-STEREO (two channel mixer) PREAMPLIFIER KIT**

Control your entire stereo system with this 2-channel preamplifier. A remote balance control with 20' of cable allows balancing the stereo system from listening position. Shpg. Wt. 15 lbs.



HEATHKIT TR-1A **\$99<sup>95</sup>**

Includes tape deck, tape recorder electronics, microphone and roll of blank tape.

**HIGH FIDELITY TAPE RECORDER KIT**

Whether making your own recordings or playing pre-recorded tapes you'll enjoy the many fine features of this tape recorder kit. Included are fast forward and rewind functions and choice of 7½ or 3¾ IPS tape speeds. Printed circuit boards simplify assembly. Shpg. Wt. 24 lbs.

HEATHKIT RP-3  
**\$64<sup>95</sup>**

(stereo model RP-3S \$74.95)



**AUTOMATIC HI-FI RECORD CHANGER KIT**

Combining the convenience of an automatic record changer with true turntable quality the RP-3 obtains full fidelity from your hi-fi and stereo records while treating them with the care they demand. A "turntable pause" feature prevents records from dropping on moving turntable or disk. Plays at 33½, 45, 78 and 16 RPM. Shpg. Wt. 19 lbs.

**HEATH COMPANY**

Benton Harbor, Mich.

A Subsidiary of Daystrom, Inc.





**HEATHKIT**



HEATHKIT TX-1  
**\$234<sup>95</sup>**

**"APACHE" HAM TRANSMITTER KIT**  
Features 150 watt phone input and 180 watt CW input. Provision for single-sideband transmission using the SB-10 External Adapter. Shpg. Wt. 110 lbs.



HEATHKIT RX-1  
**\$274<sup>95</sup>**

**"MOHAWK" HAM RECEIVER KIT**  
Covers from 160 through 10 meters on 7 bands with an extra band calibrated to cover 6 and 2 meters using a converter. Outstanding SSB reception. Shpg. Wt. 66 lbs.



**SINGLE SIDEBAND ADAPTER KIT**  
A compatible plug-in adapter unit for the "Apache" Transmitter, the SB-10 covers 80, 40, 20, 15 and 10 meter bands. Produces USB, LSB or DSB signals, with or without carrier insertion. Shpg. Wt. 12 lbs.

HEATHKIT SB-10  
**\$89<sup>95</sup>**



HEATHKIT DX-40  
**\$64<sup>95</sup>**

**PHONE AND CW TRANSMITTER KIT**  
Providing phone and CW operation on 80, 40, 20, 15, and 10 meters, the DX-40 features built-in modulator and power supplies. Shpg. Wt. 25 lbs.



HEATHKIT MP-1  
**\$44<sup>95</sup>**

**MOBILE POWER SUPPLY KIT**  
Furnishes all power required to operate both MT-1 Transmitter and MR-1 Receiver from 12-14 volt battery. Delivers full 120 watts continuously or 150 watts intermittently. Kit includes 12' battery cable, tap-in studs for battery posts, power plug and 15' connecting cable. Shpg. Wt. 8 lbs.


## Mobile Fun! With all New Heathkit Mobile Ham Gear



HEATHKIT MR-1  
**\$119<sup>95</sup>**

**"COMANCHE" MOBILE HAM RECEIVER KIT**  
Handsome styling, rugged construction, top quality components and economy are all wrapped up in the "Comanche". It is an 8-tube superheterodyne receiver operating AM, CW and SSB on the 80, 40, 20, 15 and 10 meter amateur bands. Operates from 12 volt car battery through the MP-1 Mobile Power Supply. Can be converted in minutes to a fixed station unit by using an AC power supply. Shpg. Wt. 19 lbs.

**MOBILE ACCESSORIES**  
Quality 5" PM speaker in rugged steel case with mounting brackets. Heathkit AK-7. \$5.95. Shpg. Wt. 4 lbs.  
Mobile base mount holds both transmitter and receiver. Universal floor mounting bracket. Heathkit AK-6. \$4.95. Shpg. Wt. 5 lbs.




HEATHKIT MT-1  
**\$99<sup>95</sup>**

**"CHEYENNE" MOBILE HAM TRANSMITTER KIT**  
The fun and convenience of mobile operation are yours with the compact and efficient "Cheyenne" Transmitter. Featuring high power with minimum battery drain, the unit provides up to 90 watts phone input and covers 80, 40, 20, 15 and 10 meters. Featured are a built-in VFO, modulator, 4 RF stages with a 6146 final amplifier pi network (coaxial) output coupling. The "Cheyenne" is designed as a companion to the "Comanche" receiver and is powered by the MP-1 Power Supply. Shpg. Wt. 19 lbs.



HEATHKIT VHF-1  
**\$159<sup>95</sup>**


**"SENECA" VHF HAM TRANSMITTER KIT**  
General, technician or novice class hams wishing to extend transmission into the VHF region will find the "Seneca" ideal. A completely self-contained 6 and 2 meter transmitter, the VHF-1 features up to 120 watts input on phone and 140 watts input on CW in the 6 meter band. Included are controlled carrier phone operation, built-in VFO for both 6 and 2 meters, and four switch-selected crystal positions. Shpg. Wt. 56 lbs.



HEATHKIT V7-A  
\$25<sup>95</sup>

#### ETCHED CIRCUIT VTVM KIT

World's largest selling VTVM, the V7-A measures AC voltage (RMS), AC voltage (Peak-to-peak), DC voltage and resistance. Features 7 AC (RMS) and DC voltage ranges of 0-1.5, 5, 15, 50, 150, 500 and 1500. In addition there are 7 peak-to-peak AC ranges of 0-4, 14, 40, 100, 400, 1400 and 4000. Seven ohmmeter ranges are provided. Battery and test leads are included with kit. Shpg. Wt. 7 lbs.



HEATHKIT TC-3  
\$39<sup>95</sup>

#### TUBE CHECKER KIT


An invaluable aid to servicemen, the TC-3 tests for open, short, leakage, heater continuity and quality of all tube types commonly encountered in radio and TV servicing. Checks 4, 5, 6 and 7-pin large, 7 and 9-pin miniature, 7-pin sub-miniature, octal and loctal tubes and pilot lamps. A blank socket provides for future tube types. Shpg. Wt. 12 lbs.



Model 355.

#### TV PICTURE TUBE TEST ADAPTER

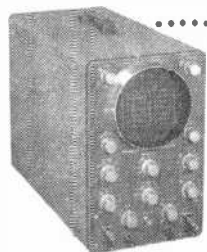
For use with TC-3 or earlier model TC-2. Includes 12-pin TV tube socket, 4' cable. Octal connector and data. No. 355. Shpg. Wt. 1 lb. \$4.50.



HEATHKIT OP-1  
\$179<sup>95</sup>

#### "PROFESSIONAL" 5" DC OSCILLOSCOPE KIT


Offering complete versatility, the OP-1 features DC coupled amplifiers and also DC coupled CR tube unblanking. Triggered sweep circuit operates on internal or external signals and may be either AC or DC coupled. Transformer operated power supply has silicon diode rectifiers. Shpg. Wt. 34 lbs.



HEATHKIT OM-3  
\$39<sup>95</sup>

#### "GENERAL PURPOSE" 5" OSCILLOSCOPE

Ideal in servicing as well as routine laboratory work, the OM-3 features wide vertical amplifier frequency response, extended sweep generator operation and improved stability. Vertical response is within  $\pm 3$  db from 4 CPS to 1.2 mc. Sweep range covers 20 CPS to over 150 kc. Shpg. Wt. 22 lbs.



HEATHKIT T-4  
\$19<sup>95</sup>

#### VISUAL-AURAL SIGNAL TRACER KIT

Doubling as a utility amplifier, test speaker, or substitution transformer, the T-4 represents an outstanding buy. Traces RF, IF and audio signals in AM, FM and transistor-type radios. Shpg. Wt. 5 lbs.



HEATHKIT SG-8  
\$19<sup>50</sup>

#### RF SIGNAL GENERATOR KIT

Aligns RF, IF and tuned circuits of all kinds. Provides extended frequency coverage in five bands from 160 kc to 110 mc on fundamentals and up to 220 mc on calibrated harmonics of the fundamental frequencies. Shpg. Wt. 8 lbs.



HEATHKIT CT-1  
\$7<sup>95</sup>

#### IN-CIRCUIT CAPACI-TESTER KIT

Check capacitors for "open" or "short" right in the circuit. Detects open capacitors from 50 mmf up and checks shorted capacitors up to 20 mfd. Checks all bypass, blocking and coupling capacitors of the paper, mica and ceramic types. Shpg. Wt. 5 lbs.



HEATHKIT TO-1  
\$16<sup>95</sup>

#### TEST OSCILLATOR KIT

Provides fast and accurate selection of test frequencies most used by servicemen in repairing and aligning modern broadcast receivers. Five fixed-tuned frequencies are quickly selected for trouble-shooting. Shpg. Wt. 4 lbs.

**HEATH COMPANY**  
Benton Harbor, Mich.

A Subsidiary of Daystrom, Inc.



add that "extra" speaker

HEATHKIT US-1  
\$750

### 12" UTILITY SPEAKER

This high quality auxiliary speaker offers many possibilities in audio, radio and TV work and will handle up to 12 watts with a frequency response from 50 to 9,000 CPS  $\pm 5$  db. Speaker impedance is 8 ohms and employs a 6.8 ounce magnet. Shpg. Wt. 7 lbs.



HEATHKIT BR-2  
\$1895  
(less cabinet)

### BROADCAST BAND RADIO KIT

Fun to build, and a fine receiver for your home. Covers complete broadcast band from 550 to 1600 kc. Built-in 5½" PM speaker and rod-type antenna. Transformer operated power supply. Excellent sensitivity and selectivity. Shpg. Wt. 10 lbs.

Cabinet optional extra: No. 91-9A. Shpg. Wt. 5 lbs. \$4.95.

HEATHKIT AK-1  
\$995



### MICROPHONE ACCESSORY KIT

Useful in countless applications, this kit consists of a rugged high fidelity crystal mike and three holders; a mike stand adapter, a lavalier neck-band and desk stand. An 8' cable with phone plug is included. Shpg. Wt. 1 lb.



check engine RPM

HEATHKIT TI-1 \$2595

### ELECTRONIC TACHOMETER KIT

Easy-to-build and simple to install. Operates directly from the spark impulse of any 2 or 4 cycle engine with any number of cylinders. Operates on 6, 8, 12, 24 or 32 volt DC systems and is completely transistorized. The easy-to-read indicator shows RPM from 500 to 6,000. A calibration control is also provided. Shpg. Wt. 4 lbs.



Fun for the whole family

HEATHKIT XR-1P  
\$2995

### 6 TRANSISTOR PORTABLE RADIO KIT

This easy-to-build portable radio offers fun and enjoyment for the whole family. Features 6 transistors, large 4" x 6" PM speaker for "big-set" tone quality, and built-in rod-type antenna. Uses standard size "D" flashlight cells for extremely long battery life (between 500 and 1,000 hours). The modern molded plastic case with pull-out carrying handle is two-tone blue with gold inlay and measures 9" L. x 7" H. x 3¼" D. Shpg. Wt. 6 lbs.

Complete Engine "Tune-Up" Facilities!


### ELECTRONIC IGNITION ANALYZER KIT (IA-1A)



HEATHKIT IA-1A \$5995

Just clip the two test leads to operating engine (400 to 5,000 RPM) and check condition of coil, condenser, points, plugs and wiring. Shows either primary or secondary circuit patterns, parade or superimposed secondary patterns. Shpg. Wt. 20 lbs.

MODIFICATION KIT for IA-1 Models: Provides switch selection of primary and secondary circuit patterns, or, choice of parade and superimposed secondary patterns. Shpg. Wt. 2 lbs. Heathkit MK-6.....\$4.95



Let your boy learn radio

HEATHKIT CR-1 \$795

### CRYSTAL RADIO KIT

Any youngster interested in radio or electronics will enjoy building and using this fine little crystal receiver. Frequency coverage is from 540 to 1600 kc. A sealed germanium diode is used for detection —no critical "cats whisker" adjustment. Headphones included. Measures 6" L. x 3" W. x 2½" D. Shpg. Wt. 3 lbs.




### COMPLETE TOOL SET

This handy tool kit provides all the basic tools required for building any Heathkit. Includes pliers, diagonal sidecutters, screwdrivers, and soldering iron with holder. Pliers and sidecutters are equipped with insulated rubber handles that provide protection from electrical shock. All of the tools are of top quality case hardened steel for rugged duty and long life. Shpg. Wt. 3 lbs.

HEATHKIT TK-1  
\$995






HEATHKIT DF-2  
\$69<sup>95</sup>

**2-BAND TRANSISTOR RADIO DIRECTION FINDER KIT**

Economically powered by 6 standard flashlight cells, the DF-2 provides you with a completely portable 6-transistor standard and beacon band receiver of unusual quality and performance. Covers the beacon band from 200 to 400 kc and broadcast band from 540 to 1620 kc. A tuning dial light is provided for night operation. Large 4" x 6" speaker provides superb tone reproduction. Shpg. Wt. 9 lbs.

HEATHKIT PC-1  
\$24<sup>95</sup>



**12 VOLT POWER CONVERTER KIT**

Household electricity right on your boat or in your automobile is yours with this 12-volt power converter kit. Operate your radio, electric razor, lights, etc., directly from your 12-volt boat or car battery. Power rating is 125 watts continuously and 175 to 200 watts intermittently. Note: not recommended for record players, tape decks, power tools or radio transmitters. Shpg. Wt. 8 lbs.

**Free** Send now for latest Heathkit Catalog describing in detail over 100 easy-to-assemble kits for the Hi-Fi fan, radio ham, boat owner and technician.



**HEATH**

*pioneer in  
do-it-yourself  
electronics*

**COMPANY** BENTON HARBOR 10, MICH.

 a subsidiary of Daystrom, Inc.

Send latest Free Heathkit Catalog.

NAME \_\_\_\_\_


ADDRESS \_\_\_\_\_

CITY \_\_\_\_\_ ZONE \_\_\_\_\_ STATE \_\_\_\_\_

| QUANTITY | KIT NAME | MODEL NO. | PRICE |
|----------|----------|-----------|-------|
|          |          |           |       |
|          |          |           |       |
|          |          |           |       |
|          |          |           |       |

**MARINE CONVERTER KIT**

Charge your 6 or 12 volt batteries at dockside even while your boat's electrical system is in use. Provides up to 20 amperes continuously for charging 6-volt batteries or 10 amperes continuously for charging 12-volt batteries, regardless of type. Charging current is continuously monitored by a 25 ampere meter. Shpg. Wt. 16 lbs.



HEATHKIT MC-1  
\$39<sup>95</sup>

**MARINE BATTERY CHARGE INDICATOR KIT**

See at a glance the exact percentage of charge in your boat batteries. Checks from 1 to 8 storage batteries instantly. Operates on 6, 8, 12 or 32 volt systems. Note: for mounting on non-ferrous metals or wood only. Shpg. Wt. 3 lbs.



HEATHKIT CI-1  
\$16<sup>95</sup>



HEATHKIT FD-1-6  
(6 volt)  
FD-1-12  
(12 volt)  
\$35<sup>95</sup> each

**FUEL VAPOR DETECTOR KIT**

Protecting against fire and explosion on your boat, the FD-1 indicates the presence of explosive fumes and shows immediately if it is safe to start the engine. The kit is complete including spare detector unit. Shpg. Wt. 4 lbs.

# BIG MONEY IN THE 4 CORNERS OF THE WORLD!

in TELEVISION, RADIO,  
ELECTRONICS, RADAR, SONAR  
**ONLY CHRISTY OFFERS  
COMPLETE TRAINING!**

Investigate the Christy Complete Course. Why be satisfied with less? CTS Shop Method, Home Training makes learning easy. You learn by working with actual equipment. You receive Comprehensive training from the start. Can EARN AS YOU LEARN. You become qualified to open your own Electronics Repair business or to gain high pay as a TV, Radio, Electronics, etc., Technician.

**19 TRAINING KITS INCLUDED!**  
You receive a Multi-Tester, Oscillator, Signal Tracer, Oscilloscope, Signal Generator, Electronic Timer, Regenerative Radio, 24" TV set (optional) and other valuable testing equipment. **FREE BOOK and TWO FREE LESSONS** yours for the asking! No obligation.

**CHRISTY TRADES SCHOOL**  
3214 W. Lawrence Ave.  
Dept. T-286 Chicago 25, Ill.



**SEND for 3  
FREE  
BOOKS**

CHRISTY TRADES SCHOOL, Dept. T-286  
3214 W. Lawrence Ave., Chicago 25, Ill.  
Please send me the 3 FREE BOOKS and Special Form for  
PAYING LATER from EARNINGS MADE WHILE LEARNING.

NAME ..... AGE.....  
ADDRESS .....  
CITY .....ZONE.....STATE.....

## Does your stereo have three sounds?

New stereo owners often hear a *third* sound: ugly turntable rumble. Here's why:

Most standard phonos were designed so that vibration was aimed in a vertical direction. The up-and-down movement is O.K. for *monophonic* cartridges. But in stereo, this vertical bucking makes your records sound as if they had acid indigestion.

What to do? You could purchase a very expensive turntable. Or, for a modest sum, you can get a Sonotone "8T" ceramic stereo cartridge. It has an exclusive vertical rumble suppressor...acts like the springs on your car to absorb vertical motion...and greatly reduce turntable noise.

You'll *hear* the difference when you get Sonotone and prices of Sonotone stereo cartridges start at only \$6.45 (including mounting brackets).

**FREE!** "Stereo Simplified" booklet—tells you how stereo operates. Write to:

**Sonotone** CORP.  
Electronic Applications Division, Dept. CG 99  
ELMSFORD, NEW YORK

## Carl and Jerry


(Continued from page 102)

a place to mount the paddle wheel bearings and the motor. As the box was pushed against the side of the furnace, it slewed slightly on this base. This caused the rubber blades to catch on the side of the box as they went around. As each one flipped free, it slammed into the thin metal side of the furnace.

One of the thumps produced by this action came at just the right time each revolution to trip the VOX unit and keep the shaft turning. The pups were safe, and the carton wasn't even damp.

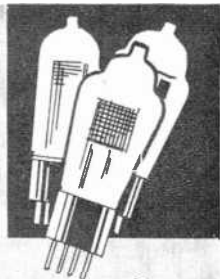
MR. BISHOP shook his head in admiring wonder as Jerry explained the chain of events. "Well, you boys certainly built a dandy surrogate mother there," he said with a chuckle. "No real mother could have done better. When her babies were in danger, she took care of them and summoned help. Not only did she save her puppies, but she kept us from having a flooded basement as well. I feel as though I want to pat her or give her a bone or something!"

And about three weeks later, when Joe brought Davey over to get his pups, and Carl and Jerry watched the small boy gather the plump, frisky little dogs lovingly into his arms, the boys felt exactly the same way.



announcing

# TRU-VAC®



REMARKABLE TUBE VALUES AT 1950 PRICES

ALL TUBES INDIVIDUALLY BOXED, CODE DATED AND BRANDED "TRU-VAC"

Typical TRU-VAC<sup>®</sup> Bargains!

THIS IS A PARTIAL LIST  
Thousands More Always In Stock

|        |             |           |                 |                  |        |
|--------|-------------|-----------|-----------------|------------------|--------|
| 6SN7GT | .....       | ALWAYS    | 30c             |                  |        |
| 6W4GT  | .....       | ALWAYS    | 30c             |                  |        |
| OY4    | 3AU6 6A6    | 6B8       | 6C8B 657 784    | 12A7B 12SA7      | 36     |
| OZ4    | 3BC5 6AB4   | 6BA6      | 6C16 6SRGT 785  | 12A17 12S17      | 38     |
| 1A7GT  | 3BN6 6AC7   | 6BC5      | 6CM6 6SA7 786   | 12AU6 12SK7      | 39/44  |
| 1B3GT  | 3B26 6AF4   | 6BC8      | 6CM7 6SD7GT 787 | 12AU7 12SN7GT    | 41     |
| 1C6    | 3C86 6AG5   | 6BD6      | 6CN7 65F5 788   | 12AV6 12SQ7      | 42     |
| 1C7    | 3Q4 6AH4GT  | 6BE6      | 6COB 65F7 7C4   | 12AV7 12V6GT     | 43     |
| 1F4    | 354 6AH6    | 6BF5      | 6C86 65G7 7C5   | 12AX4GT 12W6GT   | 45     |
| 1F5    | 3VA 6AK5    | 6BG6G     | 6C56 65H7 7C6   | 12AX7 12X4       | 50A5   |
| 1G4    | 4B07A 6AL5  | 6BH6      | 6CU5 65J7 7C7   | 12A27 14A7/12B7  | 50B5   |
| 1HSGT  | 4B58 6AMB   | 6B76      | 6CUB 65K7 7E5   | 12B4 14B6        | 50C5   |
| 1L4    | 4B77 6ANB   | 6BK5      | 6DA 65L7 7E6    | 12BA6 14Q7       | 50L6   |
| 1L6    | 4C86 6AQ5   | 6BK7      | 6DE6 65Q7 7E7   | 12BA7 19         | 56     |
| 1NSGT  | 5AM8 6AQ6   | 6BL7GT    | 6DG6GT 6SR7 7E7 | 12BD6 19AU4GT    | 57     |
| 1R5    | 5AN8 6AQ7   | 6BN6      | 6DQ6 6T4        | 7F8 12BE6 19BG6G | 58     |
| 1S5    | 5AT8 6AR5   | 6BO6GT    | 6F5 6U8         | 7G7 7BF6 19J6    | 71A    |
| 1T4    | 5AV8 6A55   | 6BQ7      | 6F6 6V6GT 7H7   | 7BH7 19T8        | 75     |
| 1U3    | 5A24 6AT6   | 6BR8      | 6H6 6W6GT 7N7   | 7BD6 24A         | 76     |
| 1U5    | 5B88 6AU4GT | 6B58      | 6J4 6X4         | 7Q7 7BR7 25Z6GT  | 77     |
| 1V2    | 536 6AV5GT  | 6BY5G     | 6J5 6X5GT 757   | 7BR7 26          | 78     |
| 1X2    | 5R4 6AU6    | 6B26      | 6J6 6X8         | 7CA5 27          | 80     |
| 2A4A   | 5U4 6AU8    | 6B27      | 6J7 6Y6G 7K7    | 12CN5 35         | 84/624 |
| 2B4    | 5U8 6AV5GT  | 6C4 6K6GT | 7A4/XXL 7Y4     | 12D4 35A5        | 11723  |
| 2CY5   | 5V4G 6AV6   | 6C86      | 6K7 7A5         | 7Z4 12F5 35B5    |        |
| 3A4    | 5V6GT 6AW8  | 6CD6G     | 6N7 7A6         | 12AB 12K7 35C5   |        |
| 3A5    | 5X8 6AX4GT  | 6CF6      | 6Q7 7A7         | 12AB5 12L6 35W4  |        |
| 3AL5   | 5Y3 6AX3GT  | 6CG7      | 654 7A8         | 12AQ5 12Q7 35Z5  |        |

# 35¢

\$33 PER HUNDRED

For any used or factory second tube!

### 1 YEAR GUARANTEED PICTURE TUBES

Brand New\* Allied A-1 Tubes Brand New  
Below Listed prices do not include dud. Add Additional \$5.00 Deposit on tube sizes to 20"; on 21" and 24" tubes - \$7.50. Deposit refunded immediately when dud is returned prepaid. Aluminized tubes - \$4.00 extra.

Picture tubes shipped only to continental USA and Canada — All tubes F.O.B. Harrison, N. J.

|        |       |        |       |       |       |       |       |       |       |       |       |       |       |
|--------|-------|--------|-------|-------|-------|-------|-------|-------|-------|-------|-------|-------|-------|
| 10P4   | 7 99  | 16HP4  | 12 19 | 17CP4 | 16 99 | 19AP4 | 18 39 | 21AP4 | 18 79 | 21PP4 | 18 39 | 21YP4 | 18 49 |
| 12P4   | 10 49 | 16P4   | 11 99 | 17P4  | 17 89 | 20CP4 | 15 89 | 21AP4 | 17 99 | 21PP4 | 18 39 | 21ZP4 | 17 49 |
| 14B7CA | 11 99 | 16P4   | 12 19 | 17HP4 | 16 99 | 20DP4 | 15 89 | 21AP4 | 18 79 | 21PP4 | 22 39 | 24AP4 | 20 49 |
| 16A04  | 14 09 | 16P4   | 11 99 | 17P4  | 16 99 | 20MP4 | 17 89 | 21AP4 | 18 79 | 21PP4 | 18 39 | 24CP4 | 21 79 |
| 16D4   | 12 19 | 17AVP4 | 15 49 | 17P4  | 13 89 | 21AP4 | 21 49 | 21AP4 | 17 49 | 21PP4 | 17 49 | 24DP4 | 20 79 |
| 16P4   | 16 09 | 17B4   | 12 49 | 17P4  | 16 99 | 21AP4 | 18 79 | 21P4  | 17 29 | 21PP4 | 17 49 |       |       |

**SENSATIONAL \$100,000 GIVE-AWAY**  
We want 100,000 new customers by Nov. 1st. For every new order of \$25 or more received by that date, we will send you a crisp, new dollar bill.

**FREE FUSE CLIP!**  
Sent With Any Order Of \$5 Or More

**GUARANTEE**  
Only TRU-VAC guarantees to replace free any tube which becomes defective in use within one year of date of purchase.

**ATTENTION QUANTITY USERS!**  
Big Discounts Are Yours... Call or Write For Our 1000 Tube "Private Label" Special! Attention Branding Dept. MGR.

**MONEY CHEERFULLY REFUNDED WITHIN FIVE (5) DAYS, IF NOT COMPLETELY SATISFIED!**

**TRU-VAC® PAYS YOUR POSTAGE**  
On orders of \$5 or more in U.S.A. and Territories. Send approximate postage on Canadian and foreign orders. Any order less than \$5 requires 25c handling charge. Send 25% on C.O.D.'s. All orders subject to prior sale.

Complying with Federal regulations, the following statement appears in all Tru-Vac advertising: Tubes appearing in this ad may be FACTORY SECONDS or USED TUBES and are clearly marked.

**USED TV CONSOLES GUARANTEED To Work When You Receive Them**

|           |      |
|-----------|------|
| 10" & 12" | \$29 |
| 14" & 16" | \$37 |
| 17"       | \$45 |
| 19"       | \$59 |
| 20" & 21" | \$70 |

All sets shipped in two cartons to avoid breakage. Sets shipped express to continental U.S.A. and Canada only. F.O.B. Harrison, New Jersey.

**FREE BONUS—RABBIT EARS**  
\$7.95 Value  
FREE with each set purchased

# TRU-VAC®

Electric Company

Harrison Avenue Box 107 Harrison, New Jersey  
Humboldt 4-9770

Visit Our Huge Testing Dept. In The Heart Of Harrison N. J.'s Electronics Industry

# SHIPPED ON APPROVAL

## an IN-CIRCUIT CONDENSER TESTER THAT *DOES THE WHOLE JOB!* **IN-CIRCUIT CONDENSER TESTER** Model CT-1


The CT-1 actually steps in and takes over where all other in-circuit condensers fail. The ingenious application of a dual bridge principle gives the CT-1 a tremendous range of operation . . . and makes it an absolute "must" for every serviceman.

### in-circuit checks:

- ✓ Quality of over 80% of all condensers even with circuit shunt resistance . . . (This includes leakage, shorts, opens, intermittents)
- ✓ Value of all condensers from 200 mmfd. to .5 mfd.
- ✓ Quality of all electrolytic condensers (the ability to hold a charge)
- ✓ Transformer, socket and wiring leakage capacity

### out-of-circuit checks:

- ✓ Quality of 100% of all condensers . . . (This includes leakage, shorts, opens and intermittents)
- ✓ Value of all condensers from 50 mmfd. to .5 mfd.
- ✓ Quality of all electrolytic condensers (the ability to hold a charge)
- ✓ High resistance leakage up to 300 megohms
- ✓ New or unknown condensers . . . transformer, socket, component and wiring leakage capacity



### OUTSTANDING FEATURES

- Ultra-sensitive 2 tube drift-free circuitry
- Multi-color direct scale readings for both quality and value . . . in-circuit or out-of-circuit
- Simultaneous readings of circuit capacity and circuit resistance
- Built-in hi-leakage indicator sensitive to over 300 megohms
- Cannot damage circuit components
- Electronic eye balance indicator for even greater accuracy
- Isolated power line

### WHY THE CT-1 SURPASSES ALL OTHERS IN THE FIELD

| INSTRUMENT              | IN-CIRCUIT PERFORMANCE |       |      |       |               |         | PRICE |
|-------------------------|------------------------|-------|------|-------|---------------|---------|-------|
|                         | Leakage                | Value | Open | Short | Electrolytics |         |       |
| CENTURY CT-1            | Yes                    | Yes   | Yes  | Yes   | Yes           | \$34.50 |       |
| Advertised Instrument A | Yes                    | No    | No   | Yes   | No            | \$79.95 |       |
| Advertised Instrument B | No                     | No    | Yes  | Yes   | No            | \$92.50 |       |
| Advertised Instrument C | No                     | No    | Yes  | Yes   | No            | \$34.50 |       |
| Advertised Instrument D | Yes                    | No    | No   | No    | No            | \$44.95 |       |
| Advertised Instrument E | No                     | Yes   | No   | No    | No            | \$69.95 |       |

Model CT-1 — housed in sturdy hammer-tone finish steel case complete with test leads . . . only

**\$3450**  
Net

SIZE: W-6" H-7" D-3 1/4"

## IN-CIRCUIT RECTIFIER TESTER

Model SRT-1

Checks all power rectifiers in-circuit whether **SELENIUM, GERMANIUM, SILICON, etc.**

With the growing trend towards compactness, portability and low price, TV manufacturers are resorting more and more to producing series-string TV sets employing selenium, germanium or silicon power rectifiers. Now the need for an in-circuit rectifier tester is greater than ever.

**THE SRT-1 CHECKS ALL POWER RECTIFIERS IN-CIRCUIT AND OUT-OF-CIRCUIT WITH 100% EFFECTIVENESS FOR:**

- ✓ Quality
- ✓ Arcing
- ✓ Fading
- ✓ Life Expectancy
- ✓ Shorts
- ✓ Opens

Model SRT-1—housed in sturdy hammer-tone finish steel case complete with test leads

**\$2950**  
Net

SIZE: W-6" H-7" D-3 1/4"

### SPECIFICATIONS

- Checks all types of power rectifiers rated from 10 ma. to 500 ma. (selenium, germanium, silicon, etc.) both in-circuit or out-of-circuit.
- Will not blow fuses even when connected to a dead short.
- Large 3" highly accurate multi-color meter . . . sensitive yet rugged.
- Separate meter scales for in-circuit and out-of-circuit tests.
- Cannot damage or over heat rectifier being tested.

### SIMPLE TO OPERATE

Just clip SRT-1 test leads across rectifier under test right in the circuit without disconnecting rectifier from circuit. Press test switch and get an instant indication on the easy-to-read three-color meter scales . . .

## TRANSISTOR TESTER

Model TT-2

AN INEXPENSIVE QUALITY INSTRUMENT DESIGNED FOR ACCURATE AND DEPENDABLE TESTS OF ALL TRANSISTORS AND DIODES QUICKLY AND ACCURATELY

Every day more and more manufacturers are using transistors in home aids, intercoms, amplifiers, industrial devices, etc. Since transistors can develop excessive leakage, poor gain, shorts or opens, the need for TRANSISTOR TESTER is great.

### SPECIFICATIONS

- Checks all transistors, including car radio, power output, triodes, tetra- and unijunction types for current gain, leakage, opens, shorts, cut-off current
- Checks all diodes for forward to reverse current gain
- All testers' rated gain is not available
- Less than half a minute required for tests of either transistors or diodes
- Power is supplied by an easy to replace 6-volt battery
- Large 3" meter is extremely sensitive so small, service life almost equal to shelf life. Battery cannot be drained due to accidental shorting of test leads
- Cannot burn-out its own meter or clips enable tests without entirely removing transistor from circuit
- Long test leads and insulated test terminal is assured
- Comes complete with replaceable transistor set-up chart that fits into a special rear compartment.

**IMPORTANT FEATURE:** The TT-2 cannot become obsolete as you to check all new type transistors as they are introduced. New listings will be furnished periodically at no cost.



Model TT-2 — housed in sturdy hammer-tone finish steel case complete with test leads

**\$2450**  
Net

SIZE: W-6" H-7" D-3 1/4"

**EASY TO BUY IF SATISFIED**  
see order form on facing page

**FOR 10 DAY FREE TRIAL**

Convince yourself at no risk that CENTURY instruments are indispensable in your every day work. Send for instruments of your choice without obligation... try them for 10 days before your buy... only then, when satisfied, pay in easy-to-buy monthly installments — without any financing or carrying charges added

**NEW** Battery Operated **VACUUM TUBE VOLT METER** Model VT-1  
Peak-to-Peak **WITH LARGE EASY-TO-READ 6" METER**

featuring the sensational new **MULTI-PROBE** Patent Pending

- No extra probes to buy! The versatile **MULTI-PROBE** does the work of 4 probes  
**1 DC Probe 2 AC-Ohms Probe 3 Lo-Cap Probe 4 RF Probe**

The VT-1 is a tremendous achievement in test equipment. With its unique **MULTI-PROBE** it will do all the jobs a V.T.V.M. should do without the expense of buying additional probes. No longer do you have to cart around a maize of entangled cables, lose time alternating cables or hunting for a misplaced probe. With just a twist of the **MULTI-PROBE** tip you can set it to do any one of many time-saving jobs. A special holder on side of case keeps **MULTI-PROBE** firmly in place ready for use.

**FUNCTIONS**

**DC VOLT METER**... Will measure D.C. down to 1.5 volts full scale with minimum circuit loading, and give accurate readings of scale divisions as low as .025 volts... Will measure low AC voltages as low as .025 volts... Will measure low AC and oscillator bias voltages from .1 volts or less up to 1500 volts with consistent laboratory accuracy on all ranges... Zero center provided for all balancing measurements such as discriminator, ratio detector alignment and hi-fi amplifier balancing.

**AC VOLT METER**... True Peak-to-Peak measurements of any wave form including TV sync, deflection voltages, video pulses, audio in hi-fi amplifiers, AC and color TV gating pulses... Scale divisions are easily read down to .1 volts... Measures RMS at 1/20th the circuit loading of a V.O.M... Unlike most other V.T.V.M.'s there is no loss in accuracy on the lowest AC range.

**ELECTRONIC OHMETER**... Measures from 0 to 1000 megohms... Scale divisions are easily read down to .2 ohms... Will measure resistance values from .2 ohms to one billion ohms... Will detect high resistance leakage in electrolytic and dry-pass condensers.

**RF and LO-CAP MEASUREMENTS**... With these extra VT-1 functions you can measure as well as AC pulses, driving saw tooth voltages, color TV gating pulses, mixer output levels, i-f, stage-by-stage gain and detector inputs.

**OUTSTANDING FEATURES**

- Completely portable — self powered with long life batteries — permits use everywhere
- New advanced pentode amplifier circuit assures amazingly low battery drain
- Large 6" 100-microampere meter, many times more sensitive than meters used in most V.T.V.M.'s
- Laboratory accuracy performance — 2% of full scale on DC, 5% of full scale on AC
- Simplified multi-color easy-to-read 4-scale meter on AC
- Simplified multi-color rigid stability and accuracy
- Immune to power line fluctuations
- Amplifier rectifier circuit with frequency compensated attenuator — a feature found only in costly laboratory instruments
- Meter completely isolated — eliminates the service headaches of printed circuitry
- Burn-out proof
- Hand-crafted circuitry
- 1% resistors used for permanent accuracy
- Separate RF ground return for low-loss RF measurement
- Micro-telephone type coaxial connector
- Matching cover protects instrument face — snaps on and off instantly.



SIZE: W-7 1/4" H-9" D-4 1/4"

Model VT-1 — fully wired and calibrated, housed in hand-some hammer-tone finish steel case, complete with **MULTI-PROBE** and thorough instruction manual covering all the applications in detail. **\$58.50** Net

**SPECIFICATIONS**

- DC Volts — 0 to 15/30/150/300/600/1500 volts
- AC Volts (RMS and Peak-to-Peak) — 0 to 3/12/60/300/1200 volts
- Ohms — 0 to a billion ohms, 10 ohms center scale — Rx1/10/100/1K/10K/100K/1M
- RF — Peak reading demodulator supplied for use on all DC ranges
- Zero Center — available on all DC volt ranges with zero at mid-scale
- Decibels — from —10 Db to +10/22/36/50/62 based on the Dbm unit: 0Db: 1mW in 600 ohms
- Impedance — 11 megohms DC, 1 megohm AC, 10 megohms Lo-Cap
- Input Capacity — 130 mmfd. RMS, 250 mmfd. Peak-to-Peak, 25 mmfd. Lo-Cap

**FAST-CHECK TUBE TESTER** Model FC-2

Simply set two controls... insert tube... and press quality button to test any of over 700 tube types completely, accurately... **IN JUST SECONDS!**

Over 20,000 servicemen are now using the **FAST-CHECK** in their every day work and are cutting by selling more tubes with very little effort. See for yourself at no risk why so many servicemen chose the **FAST-CHECK** above all other tube testers.

**PICTURE TUBE TEST ADAPTER INCLUDED WITH FAST-CHECK**


Enables you to check all picture tubes (including the new short-neck 110 degree type) for cathode emission, shorts and life expectancy... also to rejuvenate weak picture tubes.

**RANGE OF OPERATION**

- Checks quality of over 700 tubes types, employing the time proven dynamic cathode emission test. This covers more than 99% of all tubes in use today, including the newest series-string TV tubes, auto 12 plate-volt tubes, OZAs, magic eye tubes, gas regulators, special purpose hi-fi tubes and even foreign tubes.
- Checks for inter-element shorts and even foreign tubes.
- Checks for gas content.
- Checks for life-expectancy.

**SPECIFICATIONS**

- No time consuming multiple switching... only two settings are required instead of banks of switches on conventional testers
  - No annoying roll chart checking... tube chart listing over 700 tube types is located inside cover. New listings are added without costly roll chart replacement
  - Checks each section of multi-section tubes and if only one section is defective the tube will read "bad" on the meter scale
  - 41 phosphor bronze beryllium tube sockets never is the most sensitive available, yet rugged — fully protected against accidental burn-out
  - Special scale on meter for low current tubes
  - Compensation for fine voltage variation
  - 12 filament positions
  - Separate gas and short jewel indicators
  - Line isolated — no shock hazards
  - Long lasting etched aluminum panel
- NOTE:** The **Fast-Check** positively cannot become obsolete... circuitry is engineered to accommodate all future tube types as they come out. New tube listings are furnished periodically at no cost.



SIZE: W-14 1/2" H-11 1/4" D-4 3/4"

Model FC-2 — housed in hand-rubber oak carrying case complete with CRT adapter **\$69.50** Net

**CONVENIENT TIME PAYMENT PLAN — NO FINANCING CHARGES**

ALL CENTURY INSTRUMENTS ARE GUARANTEED FOR ONE FULL YEAR

The extremely low prices are made possible because you are buying direct from the manufacturer.

**CENTURY ELECTRONICS CO., INC.**

**CHECK INSTRUMENTS DESIRED**

- Model CT-1 In-Circuit Condenser Tester \$34.50 \$9.50 within 10 days. Balance \$5 monthly for 5 months.
- Model SRT-1 In-Circuit Rectifier Tester \$29.50 \$4.50 within 10 days. Balance \$5 monthly for 5 months.
- Model IT-2 Transistor Tester \$24.50 \$4.50 within 10 days. Balance \$5 monthly for 4 months.
- Model VT-1 Battery Vacuum Tube Volt Meter \$58.50 \$14.50 within 10 days. Balance \$11 monthly for 4 months.
- Model FC-2 Fast-Check Tube Tester \$69.50 \$14.50 within 10 days. Balance \$11 monthly for 5 months.

Prices Net F.O.B. Mineola, N. Y.

111 Roosevelt Avenue, Dept. 309, Mineola, New York


Please rush the instruments checked for a 10 day free trial. If satisfied I agree to pay the down payment within 10 days and the monthly installments as shown. If not completely satisfied I will return the instruments within 10 days and there is no further obligation. It is understood there will be NO INTEREST or FINANCING charges added.

Name  Please print clearly

Address

City  State

for your workbench . . .  
**NEW! THE ALPHA WIRE**  
**dispensA rack**  
T.M.



**ALL-PURPOSE SELF-STACKING  
 WIRE DISPENSER**

**49c**  
 at your radio-  
 electronics  
 parts  
 distributor

- fits anywhere, any space
- unlimited combinations
- handy ruler
- no snarling—ends wire loss
- designed for all Alpha ServiceSpools

STACK 'EM . . . build them up, back to back, side by side  
 MOUNT 'EM . . . on a bench, on a wall, on a peg board,  
 under a bench

**ALPHA WIRE CORPORATION**  
 200 Varick Street, New York 14, N. Y.



**G-33**

**ALL-BAND RECEIVER**



**NOW . . . THE BIGGEST  
 RECEIVER VALUE  
 ON THE MARKET!** **89<sup>95</sup>**

Now! . . . the world at your fingertips — international short wave plus standard broadcast band. Covers 540 kc to 34 mc in 4 bands. G-33 gives you more for your money—compare it with any other receiver in its price class! Here are just a few of its value-packed features: new modern circuitry for extra gain, high sensitivity, low noise . . . transformer powered (NOT AC/DC) . . . high-frequency I-F . . . vernier, slide-rule dial. Handsome modern styling — fits perfectly in your living room, den or office! Write today for further details

**GONSET**

Division of Young Spring & Wire Corporation

801 SOUTH MAIN STREET, BURBANK, CALIF.

**Transistor Topics**

(Continued from page 88)

temperature coefficient, with the resistance decreasing as temperature increases; thus, meter current increases with increasing temperature.

The simple "transformerless" code practice oscillator circuit given in Fig. 2 was submitted by reader Ronald Rimmel (2221 W. Raleigh Ave., Milwaukee 9, Wis.). Needing relatively few components, the unit may be wired "breadboard" fashion or put in a small plastic or metal box, whichever you prefer.

Ronald used a CK722 transistor for  $Q_1$ , but almost any transistor should work in his circuit if  $R_1$  and  $R_2$  are adjusted experimentally until proper operation is obtained. Generally,  $R_1$  will have a value between 1000 and 10,000 ohms and  $R_2$  a value between 100,000 ohms and 1 megohm.

Basically a modified shunt-fed Colpitts oscillator, Ronald's circuit uses the inductance of the headphones as part of its tuned circuit.  $C_1$  and  $C_3$  serve both to "tune" the headphones and as a capacitive voltage-divider. Resistor  $R_1$  serves as  $Q_1$ 's collector load, with base bias current furnished through  $R_2$ .  $C_2$  provides signal feedback from  $Q_1$ 's collector to the tuned circuit.

Reader Jock F. McTavish (75 Heston St., Calgary, Alberta, Canada) designed the "booster" amplifier circuit in Fig. 3. Using a single  $p-n-p$  transistor ( $Q_1$ ) as a common-emitter audio amplifier, this instrument is employed with small transistor radios in place of standard headphones, providing moderate loudspeaker volume. Use as large a PM loudspeaker as you can; "Mac" put a 5" speaker in his model but the larger the speaker, the more efficient the amplifier's operation.

Mac suggests trying different output transformers from your junk box for  $T_1$ , finally installing the one which gives best performance; if you prefer, you can install an Argonne Type AR-167 here. And you may wish to experiment with  $R_1$ 's value; try from 500 to 5000 ohms, using as large a value as you can before "clipping" and distortion occurs.

Note that  $Q_1$  is operated *without* separate base bias. Mac has relied on the transistor's internal leakage to provide the small bias needed for operation. In a few cases, it may be necessary to connect an external bias resistor. If so, use a  $\frac{1}{2}$ -watt



# Learn Radio-TV Electronics

*by Practicing  
at Home in  
Spare Time*

**Without Extra Charge**

**You Get** special NRI kits developed to give actual experience with Radio-TV equipment. You build, test, experiment with receiver or broadcasting circuits. Keep all equipment.



## Have High Pay, Prestige, Good Future as a Skilled Radio-TV Electronic Technician

People *look up to* and depend on the Technician, more than ever before. His opportunities are great and are increasing. Become a Radio-TV Electronic Technician. At home, and in your spare time, *you* can learn to do this interesting, satisfying work—qualify for important pay.

A steady stream of new Electronic products is increasing the job and promotion opportunities for Radio-Television Electronic Technicians. Right now, a solid, proven field of opportunity for good pay is servicing the tens of millions of Television and Radio sets now in use. The hundreds of Radio and TV Stations on the air offer interesting jobs for Operators and Technicians.

**More Money Soon—Make \$10 to \$15 a Week Extra Fixing Sets in Spare Time**

NRI students find it easy and profitable to start fixing sets for friends a few months after enrolling, pick up \$10, \$15 and more a week extra spending money. Many who start in spare time soon build full time Radio-Television businesses.

**Act Now—See What NRI Can Do for You** NRI has devoted 40 years to developing simplified practical training methods.

You train at home, learn by doing.  
NATIONAL RADIO INSTITUTE  
Wash. 16, D. C.



## NRI Has Trained Thousands for Successful Careers in Radio-TV



Studio Engr., Station KATV  
"I am now Studio Engineer at Television Station KATV. Before enrolling, I was held back by limitation of a sixth grade education." BILLY SANCHEZ, Pine Bluff, Ark.



Has All the Work He Can Do  
"I have repaired more than 2,000 TV and Radio sets a year. NRI training certainly proved to be a good foundation." H. R. GORDON, Milledgeville, Georgia.



Has Good Part Time Business  
"Early in my training I started servicing sets. Now have completely equipped shop. NRI is the backbone of my progress." E. A. BREDA, Tacoma, Washington.

▶▶▶▶▶ **SEE OTHER SIDE** ▶▶▶▶▶

**Cut Out and Mail This Card—No Stamp Needed**

## Sample Lesson and Catalog Both Sent FREE

OLDEST & LARGEST HOME STUDY RADIO-TV SCHOOL  
**National Radio Institute**  
Dept. 6, Washington 16, D.C.

Please send me sample lesson of your Radio-Television Training and Catalog FREE. (No salesman will call.)

Name..... Age.....

Address.....

City..... Zone..... State.....

ACCREDITED MEMBER NATIONAL HOME STUDY COUNCIL





**NRI SUPPLIES LEARN-BY-DOING KITS WITHOUT EXTRA CHARGE**  
**Technical Know-How Pays Off in Interesting, Important Work**



**YOU BUILD AC-DC Superhet Receiver**

NRI Servicing Course includes all needed parts. By introducing defects you get actual servicing experience practicing with this modern receiver. Learn-by-doing.



**YOU BUILD Broadcasting Transmitter**

As part of NRI Communications Course you build this low power Transmitter; learn commercial broadcasting operators' methods, procedures. Train for your FCC Commercial Operator's License.



**YOU BUILD This 17 Inch Television Receiver**

As part of your NRI course you can get all components, tubes, including 17" picture tube, to build this latest style Television receiver; get actual practice on TV circuits.

**YOU BUILD Vacuum Tube Voltmeter**

Use it to earn extra cash fixing neighbors' sets; bring to life the theory you learn from NRI's easy-to-understand texts.



**For Higher Pay, Better Jobs**  
**Be a Radio-TV Electronic Technician**



**Servicing Needs More Trained Men**

Portable TV, Hi-Fi, Transistors, Color TV are making new demands for trained Technicians. Good opportunities for spare time earnings or a business of your own. Enjoy prestige.



**Train at Home the NRI Way Famous for Over 40 Years**

J. E. Smith, Founder

NRI is America's oldest and largest home study Radio-Television school. The more than 40 years' experience training men, the outstanding reputation and record of this school—benefits you many ways. Successful graduates are everywhere, in small towns, big cities. You train in your own home, keep your present job while learning. Let us send you an actual lesson, judge for yourself how easy it is to learn.

**Broadcasting Offers Satisfying Careers**

4000 TV and Radio stations offer interesting positions. Govt. Radio, Police, Two-Way Communications are growing fields. Trained TV-Radio Operators have a bright future.



**No Experience Necessary — NRI Sends Many Kits for Practical Experience**

You don't have to know anything about electricity or Radio to understand and succeed with NRI Course. Clearly written, illustrated NRI lessons teach Radio-TV-Electronic principles. You get NRI kits for practical experience. All equipment is yours to keep. Mailing the postage-free card may be one of the most important acts of your life. Do it now. Reasonable tuition, low monthly payments available. National Radio Institute, Wash. 16, D.C.

**NRI Graduates Do Important Work**



NRI Course Easy to Understand  
 "Opened my own shop before receiving diploma. I am independent in my own business." D. P. CRESSEY, Stockton, California.

Works on Color TV  
 "NRI changed my whole life. If I had not taken the course, probably would still be a fireman, struggling along." J. F. MELINE, New York.

FIRST CLASS  
 Permit No. 20-R  
 (Sec. 34.9, P. L. & R.)  
 Washington, D.C.

**BUSINESS REPLY CARD**

No Postage Stamp Necessary if Mailed in the United States

POSTAGE WILL BE PAID BY  
**NATIONAL RADIO INSTITUTE**  
**3939 Wisconsin Avenue**  
**Washington 16, D.C.**

**See Other Side**

**SAMPLE LESSON**  
**64-page CATALOG**  
**both FREE**

# FREE!

# WITH EVERY 12-PAK ORDER

YOU GET THIS



# 8 IN ONE PAKette

## Worth \$10.00 - Lektron's Introductory PAKette

Includes 8 categories: transistors, diodes, volume controls, resistors, disc-ceramic-tubular condensers, hook-up wire—all pre-packed in 8-compartment carryall to save you money! Exclusive Free Packette Offer Only at Lektron!

# 750,000 POLY PAKS<sup>®</sup> SOLD!!

## LEKTRON'S EXCLUSIVE POLY PAKS FORMERLY \$1.00 PER PAK

**6 ROLLS OF TAPE**  
Popular plastic, friction rubber, cellophane. Wt. 1 lb. **88¢**

**\$15 SEALED RELAY!**  
Used in Jets; glass-sealed, 3PST cont. GVDC coil. For precision circuits. Wt. 1 lb. **88¢**

**10 POLY BOXES**  
Clear plastic, hinged w/snap locks. Ass'd. sizes, 1 lb. **88¢**

**40 "SILVER" MICAS**  
Finest made condensers, 1 to 5%, Ass'd. values, Axial leads, 1 lb. Reg. \$25, some \$3 **88¢** ea.

**15 MOLOED TIP JACKS**  
Color red; for multitesters, etc. Uses std. tips. 100's **88¢**

**8 SUB-MINI SOCKETS**  
Mica-filled. For transistors. **88¢**

**2 "FLEA" POWER MOTORS**  
1/16 to 3 VDC, powered by penlite cells. Perm. magn. Size 1 1/4" sq., 1" shaft. **88¢**

**50 PLUGS/RECEPTLES**  
Audio, power, line, battery. **88¢**

**35 DISC CONDENSERS**  
Water-thin; up to 3,900 VDC. Reg. \$5. **88¢**

**12-PAK ORDERS!!!**  
PICK ANY 12 POLY PAKS for **88¢** each—Get free 8-in-1 PAKette above

**20 PILOT LIGHTS**  
Popular flashlight sizes; mini bay, & screw types. 2 to 6V. Wt. 1 lb. **88¢**

**JEWELERS SCREWDRIVERS**  
Set of 5 dif. sizes. Precision made, for sub-mini. work. **88¢**

**60 MICA CONDENSERS**  
.0025 to .01 to 1200V. Silver too. 25 values. Reg. **88¢**

**35 TUBE SOCKETS**  
4 to 9-pin; shield-based incl. 2 lbs. Reg. \$10. **88¢**

**70 TBLR CONN'S/R'S**  
Paper, molded; to .5mf to 1000V. 2 lbs. Reg. \$14. **88¢**

**WIRE STRIPPER**  
Strips, cuts ±16 thru ±22 hookup wire. **88¢**

**2 NPN TRANSISTORS**  
Used in popular make radios. Off price. Worth \$5.00. **88¢**

**30 POWER RESISTORS**  
W.W. 5 to 50W, to 10K. Vitreous too; 3 lbs. Reg. \$15. **88¢**

**30 MOLDED COND'S/R'S**  
Ass'd. Finest made. Wt. 2 lbs. **88¢**

**40 SUBMINI RESISTORS**  
1/4" long. Ass'd. values. 175W to 10 megs. Reg. \$6. **88¢**

**60 CONDENSER SPLCI**  
Molded, paper, ceramic, oil mica, discs, variable, 2 lbs. **88¢**

**10 ROTARY SWITCHES**  
Assorted gauges. 3 lbs. Reg. \$12. **88¢**

**75 RESISTOR SPECIAL!**  
W.W. precision, carbon, variable, mini types. 3 lbs. Worth **88¢**

**40 PRECISION RESISTORS**  
Ass'd. carbon, W.W. 1/2, 1, 2, 1.2W, 1 lb. Reg. \$10. **88¢**

**000-999 COUNTER**  
Vender-Roll. Resets motors, coils, etc. Reg. \$5. **88¢**

**HEARING AIO PHONE**  
Crystal, w/ cord set & plug. Reg. \$5. Why pay more? **88¢**

**60 RADIO-TV KNOBS**  
Ass'd. colors, insulation. 2 lbs. Reg. \$17, some \$1 ea. **88¢**

**2 VARI-LOOPSTICKS**  
Adj. 540-1500 kes. Transistor radios, etc. 1 lb. **88¢**

**5-IN-1 ORILL BIT**  
Reams, saws, raps, shapers, drills; hand or power drills. **88¢**

**\$25 SURPRISE PAK!**  
Large, varied assortment radio-TV parts. 3 lbs. **88¢**

**7-SCREWDRIVER SET**  
7 ass'd. drivers; wall rack. Plastic handles. 1 lb. \$3.50 **88¢**

**1500 PCS. HARDWARE**  
Nuts, screws, washers, etc. 1 1/2 lbs. Reg. \$6. Big buy. **88¢**

**3 TRANSISTOR XFMR'S**  
Submini size, 100's of uses; audio, etc. Reg. \$10. **88¢**

**35 TWO-WATTERS**  
Carbon resistors; incl. 1%. Reg. \$12. Save **88¢**

**SUN BATTERY**  
Similar to famed B2M. 1" long. Reg. \$2.50. Buy 2. **88¢**

**4 OSCILLATOR COILS**  
Miniature, transistor. Covers 850 to 1600 kes. Reg. \$4. **88¢**

**16-ENO WRENCH SET**  
Box & open; 15/64 thru 7/16" 16 sizes. Reg. **88¢**

**40 HI-Q CONDENSERS**  
Finest porcelain. NPO's, 1 amp; 1 lb. Reg. \$15.00. **88¢**

**4 POWER WOOD BITS**  
Hi-Q steel, 3/8, 1/2, 3/4, 1" 5" long. Reg. \$3. **88¢**

**2 TRANSISTOR VARIABLES**  
1 1/2 sq., 2" shaft. Dual 100's mmf. Wt. 1 lb. Reg. \$3. **88¢**

**100 RESISTORS**  
Carbon and precision; 1/2 to 2W, 1 & 5%, to 2 megs. 3 lbs. Reg. \$25. **88¢**

**HOBBY BENCH VISE**  
Clamp type. Fits tables, too. Steel, 1 lb. 1/2 off. **88¢**

**POSTAGE STAMP MIKE**  
Crystal, 100 to 7,000 cps. 1 lb. Reg. \$7. Bargain! **88¢**

**6 SILICON DIODES**  
Famous Sylvania 1N22, 1N23. Reg. \$36. Unbelievable buy. **88¢**

**60 TERMINAL STRIPS**  
Solder lug & sliding types. 2 lbs. Over 1/2 off. **88¢**

**60 COILS, CHOKES**  
IF, RF, ant., slug-tuned, too. 3 lbs. 10¢. **88¢**

**10 ELECTROLYTICS**  
Radio, TV, 10-50mf to 450 VDC. 3 lbs. Reg. \$12. **88¢**

**5 ROLLS MICRO-WIRE**  
±24 thru 32; for transistor, sub-mini circuits. 1 lb. **88¢**

**12-HR. "SPACE" CLOCK**  
Powered by penlite battery. 6 oz., for holidays, \$8 val. **88¢**

**20 ARTISTS BRUSHES**  
100% pure bristle; sizes 88¢ 1-6. Reg. \$2.50. All new. **88¢**

**400 HALF-WATTERS**  
Ass'd. value carbon resistors, incl. 5%. Reg. \$12. **88¢**

**300-FT. HOOKUP WIRE**  
Thin-d, ass'd. sizes, colors. 2 lbs. Reg. \$3.5. Stock up. **88¢**

**E RCA PLUG-N-JACK**  
Sets matched. For most pop. amps, tuners, phones. **88¢**



**SURPRISE GIFT FREE WITH EVERY ORDER**

**2 SELENIUM RECTIFIERS**  
AC-DC, 65 mil., for 110VAC circuits. Mfd. by Federal. 1 lb. **88¢**

**2 WUERTH SURGISTORS**  
Protects tube life in TV's. Simple to use w/ built-in 10 sec. time delay. Reg. \$1 ea. **88¢**

**5" HOBBY SPEAKER**  
For radios, code use, intercoms. 2 lbs. Reg. \$5. **88¢**

**15-PC. DRILL SET**  
1/16" thru 1/4" x 64ths w/ calibrated case. Reg. \$3. **88¢**

**MINI GEIGER COUNTER**  
TUBE. Dozens of radiation detection uses. 2" long. 1 1/2" dia. **88¢**

**15 "SEALED" CIRCUITS**  
Built-in resistor-condenser counting circuits for sub-mini work. 1 lb. Reg. \$9. **88¢**

**8 GERMANIUM DIODES**  
Glass-sealed, w/ long leads. For all hobby projects. **88¢**

**20 HI-Q MOLDED OILS**  
Condensers used in finest commercial-gov't. out. 1mf to 1mf to 600V. 3 lbs. Reg. \$40. **88¢**

**HOW TO ORDER**  
Min. 2 paks per order

State price with each item. Send check or M.O. including sufficient postage; excess returned. C.O.D. orders, 25% down; rated, net 30 days. INCLUDE POSTAL ZONE in address. (Canada postage, 48¢ 1st lb., 28¢ ea. add'l. lb.)

ORDER BY BLACK-TYPE HEADLINES, I. E.  
20 HI-Q OILS, 88¢

**LEKTRON** 131-133 EVERETT AVE.  
CHELSEA 50, MASS.

# ATTENTION

## electronics schools!

Is your School registered with Popular Electronics? As you probably know, Popular Electronics is eager to keep you advised whenever a special opportunity arises that would interest and benefit your School.


If you are not already on PE's School Announcements list—please send your name, address and the name of your School Secretary to: Popular Electronics, School Department, One Park Avenue, New York 16, N. Y.

## NOW!

### Step ahead faster as an INDUSTRIAL ELECTRONICS TECHNICIAN

Turn your experience into a big, new better-paying career!

Day by day industrial plants are adding more electronic devices—for sorting, counting, checking almost any control job you can name. Cash in on industry's great need for men who can keep these devices in top working order. Make more money, feel more secure, doing work that is second nature to you. With what you already know about electronics you have a long head start in a field just beginning to boom. GET INTO IT RIGHT NOW with the help of



### PRACTICAL INDUSTRIAL ELECTRONICS LIBRARY

No long sessions on math or theory! These 4 practical volumes show you how to keep the plant's electronic equipment working . . . how to locate and correct tube and circuit troubles . . . how to install, service, and maintain even brand new equipment without being stumped by new circuits.

#### EASY TERMS FREE TRIAL—

4 volumes (1369 pp., 1102 illus.);  
**Chuce's Electronics in Industry**  
**Miller's Maintenance Manual of Electronic Control**  
**Markus & Zeluff's Handbook of Industrial Electronics Circuits**  
**Henney & Fahnestock's Electron Tubes in Industry**

McGraw-Hill Book Co.,  
 327 W. 41st St., NYC 36, Dept. PEL-9  
 Send me the Practical Industrial Electronics Library for 10 days' examination on approval. In 10 days I will send \$3.50; then \$5.00 a month until \$23.50 is paid. (A saving of \$5.00 under the regular price of \$28.50.) Otherwise I will return books postpaid.  
 (Print) Name.....  
 Address.....  
 City.....Zone.....State.....  
 Company.....  
 Position.....PEL-9  
 This offer applies in U.S. only.

resistor between  $Q1$ 's base and  $B1$ 's negative terminal—try values from 100,000 ohms to 2.2 megohms.

**New Semiconductor Devices.** From Bell Telephone Laboratories comes news of a "field-effect" triode device which can be used as a transformer, impedance-changing device, modulator, or as a stable negative resistance. This unit (Fig 4) is made up of a disc-shaped semi-conductor having a diffused  $n-p$  junction. A circular trench is etched in each face of the disc to within a thousandth of an inch of the junction. Leads are then attached to each face, both

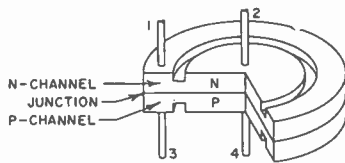


Fig. 4. Construction of Bell Laboratories' new field-effect triode.

inside and outside the trench. In operation, various bias currents are applied to each of the four electrodes, with the unit's mode of operation determined by the polarity and amplitude of each bias.

RCA (Semiconductor Division, Somerville, N. J.) has announced what may be the first of a whole family of dual-purpose semiconductor devices—a diode-triode transistor. It consists of an alloyed  $p-n$  junction diode and a  $p-n-p$  triode built up on a single germanium pellet so that the  $n$ -type base is common to both units. The construction thus provides a direct connection between the diode and triode, permitting the device to serve both as a detector and as an audio amplifier, while requiring a minimum of external components. This dual device is also very well suited for amplified a.g.c. circuits.

A controlled rectifier has been introduced by the International Rectifier Corporation (1521 E. Grand Ave., El Segundo, Calif.). Electrically the solid-state equivalent of a gas thyatron, the new unit can handle load currents up to 10 amperes at PIV ratings of up to 200 volts. In operation, it combines some of the basic characteristics of the rectifier and the power transistor, and can be used to switch relatively large currents when a signal is applied to its "gate" electrode. It can also be employed for motor and generator control, static switching, cur-

rent regulation, and industrial control applications.

**Transistorized Ignition.** Our discussion of transistorized automobile ignition systems in the June column brought forth a small flood of inquiries for "construction details." Unfortunately, your columnist has no construction plans available. However, we understand that Technical Services Institute, 5234 Fourth St., N.E., Washington 11, D. C., is offering detailed plans and instructions at \$2.50 per set, postpaid.

**Product News.** Lafayette Radio (165-08 Liberty Ave., Jamaica 33, N. Y.) has just introduced one of the cleverest items we've seen in some time . . . a pair of sunglasses with a transistorized radio built in the frame! Operating power is supplied by a self-contained button-sized nickel cadmium battery. Stock No. is F-436.

From Allied Radio (100 N. Western Ave., Chicago 80, Ill.) comes news of a fully transistorized mobile p.a. amplifier. With a rated output of 25 watts, this unit can operate on any 12-volt d.c. source, and has both low and high impedance input jacks. A separate battery-powered record player is available as an accessory item.

The Delco Radio Division (General Motors) has developed a new transistorized garage door opener which operates on frequencies between 5 and 10 kc. The receiver uses five transistors, two diodes, and a rectifier. The transmitter, mounted in the car, uses two transistors . . . one as an oscillator and another as a power amplifier. By limiting each channel to a bandwidth of 100 cycles, Delco has squeezed 50 operating channels in the 5 to 10 kc. band.

That covers the news for now, fellows. See you next month . . .

Lou



"I'm working on some pretty big projects."

September, 1959

why your next speaker  
system should be

# THE NEW AUDAX PARAFLEX

• Only Audax incorporates the Patented Paraflex Foam Suspension to give longer travel to the cone, resulting in honest bass without boom or hangover. You get bass with real bottom!

• New Styrofoam Radial Strut-Bracing reinforces cone, assures rigid piston action, preventing cone break-up. Eliminates distortion, provides clean reproduction up to the full-rated power output. Needs as little as 10 watts output. You get greater amplifier economy in stereo installations.

• New Oriented Grain-Processed Magnet gives 20% more efficiency than standard Alnico V.


• New Ducted-Slot Enclosure specifically designed to enhance the depth and striking realism of the Paraflex high-compliance speaker units. Speakers are located symmetrically on each side of the ducted slot, resulting in clean bass without trace of boom or unnatural heaviness.

• New, dramatic enclosure styling by George Nelson — featuring . . . new, three-dimensional Dyne! "Acoustiscreen" grille, removable for cleaning!

• Audax Paraflex Speakers are lab-tested and a performance seal on each unit indicates its resonant frequency  $\pm 1$  cycle.

Model CA-80 12" x 12" x 24" with two full range speakers—\$99.95

Model CA-100 15" x 12" x 25" with two 10" full range speakers and 2 matching cone tweeters—\$139.95



SEND FOR COMPLETE DETAILS!

Audax, division of Rek-O-Kut Co., Inc.  
38-19 108th St., Corona 68, New York

Name \_\_\_\_\_

Address \_\_\_\_\_

City \_\_\_\_\_ Zone \_\_\_\_\_ State \_\_\_\_\_

Export: Morhan Exporting Corp., 458 Broadway, New York 13  
Canada: Atlas Radio Corp., 50 Wingold Ave., Toronto 19, Ont.

RA-10



*Artisan*  
**ELECTRONIC ORGAN**  
for your HOME!  
**BUILD-IT YOURSELF SAVE!**

Now you can own a professional electronic organ and save up to 50% on an easy pay-as-you-build plan... The world famous ARTISAN ORGAN — in 14 models from the popular 2-manual Home entertainment style to the majestic 4-manual Theatre and Church style is now available in kit form. Simple step-by-step instructions, pictorial diagrams and schematics make this an ideal spare-time project for anyone.



**SEND FOR THIS FREE LITERATURE TODAY!**

Get ALL the facts on the magnificent 20th Century Successor To The Pipe Organ—The ARTISAN! Gives you information you should know before you purchase ANY organ—kit or commercial model.

**ELECTRONIC ORGAN ARTS, INC.**  
4949 York Blvd., Dept. PE-9  
Los Angeles 42, California

**BEFORE YOU BUY...**  
**GET THIS CATALOG FREE!**



Send postcard today for your free G-C Catalog 158... 80 pages of valuable service aids available at your distributor.

**GENERAL CEMENT MFG. CO.**  
division of Textron Inc.      Western Plant: Los Angeles 18, California  
Main Plant: ROCKFORD, ILLINOIS, U.S.A.

**NEW MAGIC RADIO WALKIE TALKIE!**

**YOUR OWN POCKET SIZE RADIO STATION!**

BROADCASTS TO ANY HOME OR CAR RADIO WITHOUT WIRES OR HOOKUPS! Wt. only 3 oz. Size only 1 1/2" x 2 1/2" x 4 1/2". Built-in telescoping antenna. Powerful Transistor-sensitive microphone, frequency setter, break-in switch! Runs for weeks on self-contained flashlight batteries. Durable plastic case. With this Radio Talkie you CAN TALK TO YOUR FRIENDS nearby or TALK between two or more automobiles.—INSTANT OPERATION. Just push button to talk! No license needed. Uses inductive field magnetic radiation. Usual and real fun in a billion ways. **GUARANTEED TO WORK. 1 YEAR SERVICE GUARANTEE.**

**SEND ONLY \$3.00** (cash, ck. mo) and pay postman \$9.98 C.O.D. postage or send \$12.99 for prepaid delivery. **COMPLETE READY TO OPERATE** with instructions and hundreds of ways and tricks for broadcasts thru any radio you desire. Get your NEW POWERFUL RADIO-VOX RADIO TALKIE NOW Available only from: WESTERN RADIO, Dept. REL-9, Kearney, Nebr.



## Color TV Today

(Continued from page 46)

a color set has more tubes than a comparable black-and-white set, it's common sense to expect more breakdowns from a color set. For some reason, though, the incidence of color set repair has not been nearly as high as some people expected.

Anyway, let's assume you'll have just a little more trouble with a color set than a black-and-white set. Let's say, for example, that instead of calling a service man three times every two years, you call him twice a year. If the average cost of a color set repair were \$30.00, you would pay only \$60.00 a year as opposed to either \$119.50 or \$85.45 (\$79.50 plus one free call and one \$5.95 call) in service contracts.

If a color set didn't have a hidden "joker," it would seem to be a pretty safe risk to go without a service contract. But there's one little item in a color set that isn't found in a black-and-white set—the color picture tube. If your color picture tube burns out, you will suffer the ultimate disaster. You can figure on paying about \$150.00 for color picture tube replacement *plus* service.

So, when you buy a service contract, to a great extent you are paying insurance on the picture tube. While there has been no unusual amount of difficulty with color picture tubes (replacements are currently running in about the same ratio as black-and-white picture tubes), you can see why it takes quite a gambler to operate a color set without a service contract.

**Future of Color TV.** There are several indications that color TV may really get going either this year or next year. First of all, NBC has announced a very attractive schedule for the fall which outlines 250 hours of color programming, 30% more than was presented during the same period last year. The NBC line-up will include all the NBC color regulars such as Dinah Shore, Perry Como, Steve Allen, etc., and will feature numerous color "specials"—musicals, plays, educational programs, comedy and sports. Included in the sports coverage will be the World Series and 11 major football games. Accompanying this truly excellent color schedule will quite likely be a full-scale advertising campaign for color TV.

Also, news that the Admiral Corporation is plunging into the production of a complete line of color sets points to a new confidence in the future of color TV. Admiral



envisages a mass market opening up in 1961.

As mentioned earlier, the two things holding up color TV are price and programming. With NBC's increase of color programming this fall, at least part of the problem is being solved. It is doubtful, however, that any tremendous breakthrough will come until the price of the sets comes down. When color sets are priced within \$100 of comparable black-and-white models, then color TV will come into its own. Until that time it seems probable that it will make steady but unspectacular progress.

**Color TV and You.** Now for the \$64 question—or more exactly, the \$495 question: Should *you* buy color TV now?

Very frankly, it all depends on how much money you have. If you can afford a boat, or an extra car, or an automatic dishwasher, then the enjoyment you will get from a color TV set should be well worth what you pay for it. And even if you can't really "afford" a set, it might still be worth \$495 to you.

One word of warning, though, if you get a color set, don't tell your friends—unless you're prepared to spend your evenings demonstrating it. And don't forget to order the beer and pretzels!

-30-

### Stereo Tape Preamp

(Continued from page 93)

or treble, you may want to change these values.

Increasing the size of the capacitor will reduce the bass, while reducing the size of the capacitor will have the opposite effect. If the resistor is made larger, the highs will be boosted; decreasing the resistor will cut the highs. Do not change values more than 200%, however, because they interact and will affect the gain.

If the preamp is not grounded properly, it is possible to get a considerable amount of hum. In addition to the shielded output cables, separate ground wires from the tape deck to the preamp—and then on to the main amplifier—may be necessary.

You can also use this preamp with monaural tape systems. If you wish to do so, build only half of the circuit, and double the size of *R9* and *R10*. The battery voltage adjustment procedure remains the same.

-30-

prepare for your career in

# ELECTRONICS RADIO-TV COMPUTERS

and other fields of  
ELECTRICAL ENGINEERING

At MSOE, you can equip yourself for a career in many exciting, growing fields: MISSILES • RADAR AUTOMATION • RESEARCH DEVELOPMENT • ELECTRICAL POWER-AVIONICS-ROCKETRY



When you graduate from the Milwaukee School of Engineering, you are prepared for a dynamic career as an Electrical Engineer or Engineering Technician. Under a faculty of specialists, you gain a sound technical education in modern, completely equipped laboratories and classrooms. As a result, MSOE graduates are in great demand and highly accepted by industries nationally.

At MSOE you will meet men from all walks of life and all parts of the country — some fresh out of high school or prep school, others in their twenties — veterans and non-veterans.

You can start school in any one of four quarters and begin specializing immediately. Engineering technicians graduate in 2 years with an Associate in Applied Science degree. For a Bachelor of Science degree in Engineering, you attend 4 years. A 3-month preparatory course also is available.

If you're interested in any phase of electronics, radio or television, be sure to look into the programs of study offered by the Milwaukee School of Engineering. Just mail the coupon.

**FREE CAREER BOOKLET!**

**MILWAUKEE SCHOOL OF ENGINEERING**  
Dept. PE-959 1025 N. Milwaukee St., Milwaukee, Wis.

Please send FREE Career Booklet. I'm interested in

Electronics  Radio  Television  Computers  
 Electrical Power  Industrial Electronics  
 Mechanical Engineering  Electrical Engineering

(PLEASE PRINT)

Name \_\_\_\_\_ Age \_\_\_\_\_

Address \_\_\_\_\_

City \_\_\_\_\_ Zone \_\_\_\_\_ State \_\_\_\_\_

I'm eligible for veterans education benefits

coming soon...  
**The Big, Exciting RIGO**  
**HIGH FIDELITY MUSIC SHOWS**

featuring hundreds of exhibits  
 and displays of the very latest  
 in hi-fi and stereo equipment!

- MILWAUKEE—Sept. 11, 12, 13. Pfister Hotel
- ROCHESTER, N. Y.—Sept. 25, 26, 27  
Sheraton Hotel
- BUFFALO—Oct. 30, 31, Nov. 1. Statler Hotel
- SEATTLE—Nov. 6, 7, 8. New Washington Hotel
- PORTLAND, ORE.—Nov. 13, 14, 15  
New Heathman Hotel
- PHILADELPHIA—Nov. 20, 21, 22  
Benjamin Franklin Hotel

All shows open to the public Fri., Sat., Sun., 1 to 10 P.M.

Admission 75c, children free.

**RIGO Enterprises, Inc.**  
 500 N. Dearborn St. • Chicago 10, Ill.

- **THIRD ANNUAL DETROIT  
 HIGH FIDELITY SHOW**  
 Oct. 16, 17, 18. Statler Hotel

**NEW! Stereo Tone Arm Kit**

EASY TO ASSEMBLE! DO IT YOURSELF!



Sensational new **INERTIAL balance** feature, attains perfection from new stereo records never before equalled!

Exclusive (Pat. Applied for) **AUTO-SET™** precision tracking angle adjustment — essential for stereo!

Unique single hole mounting for use with all turntables. Low pivot friction, easy to assemble — no special tools required. Four leads with solderless connectors and screw terminal board reduce hum and improve stereo channel separation.

Postpaid: Send check or money order (No C.O.D.'s please) to:

**NOW ONLY \$19.50**  
 Less carriage

**COMPONENTS CORPORATION, DENVER, NEW JERSEY**

**ELECTRIC WELD - BRAZE & CUT**

REPAIR MOST EVERYTHING MADE OF METAL



Home Appliances, Auto parts, Farm-garden equipment, toys. Make and repair playground equipment, lawn chairs, tables, ornamental iron work gates, wagons, etc. Solder, heat, bend, and straighten, with terrific heat from arc torch. Cut and weld up to 1/2" steel plate. A million uses for home, auto, farm, inventors, factories, etc. Works from any home 110 volt plug in. Complete with dark welder's mask, arc torch, supply of carbon welding and brazing rods. Solder, flux, and complete Welding Instruction Book. Attractive—portable—efficient—durable—1 year guarantee. We only 4 lbs.

**SEND ONLY \$3.00** (cash, ck. mo.) and pay postpaid \$9.95 plus C.O.D. postage on arrival or send \$12.95 and we will send postpaid. Ideal gift for mechanically minded house owners, relatives, friends. Order now for early delivery. Available only from

**MIDWAY WELDER Dept. DPL-3 Kearney, Nebraska**

**Inside the Hi-Fi Tuner**

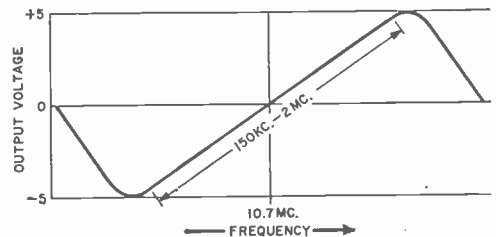
(Continued from page 86)

4000 cps and some of the wide-band circuits go up to 10,000 cps.

Tuners with broad i.f. bandwidths usually have a 10-kc. or "whistle" filter to attenuate the 10-kc. beat note between carriers of adjacent channel stations.

In FM tuners the tendency is also toward wide bandwidths. Whereas 150-kc. bandwidths used to be the rule, at present bandwidths of 200 kc. are not uncommon.

**FM. Limiters.** One of the great virtues of FM is its ability to minimize static. This is possible since noise amplitude-modulates the radio signal. In AM, the audio is also amplitude-modulated, so we cannot remove the noise without damaging the audio. But in FM the audio signal is frequency-modulated, and it is possible to remove the am-



**Fig. 6.** Characteristic output curve of an FM detector. The linear, or straight, portion of the curve should have a bandwidth of at least 150 kc. to avoid distortion. Some detector circuits have bandwidths as wide as 2 mc.

plitude-modulated noise without affecting the audio information.

In the FM tuner, most noise reduction takes place in the limiters, which follow the i.f. amplifiers and are a special type of amplifier themselves. They amplify a weak signal, but after the signal reaches a certain level, they saturate and in effect chop off the rest of the signal. See Fig. 4. The noise superimposed on the FM signal is removed while the "intelligence" carried by the signal—the frequency variations—is not affected by the limiting process.

**Detectors.** The most popular FM detector circuits employed today are the discriminator, shown in Fig. 5 (A), and the ratio detector, shown in Fig. 5 (B). Though each of these circuits has its advantages, both are capable of good results. They both



operate more or less as specialized forms of slope detectors, and their output curve is, or should be, a straight line inclined as in Fig. 6. The FM carrier frequency should lie at the center of the straight portion of the curve; one set of sidebands will then produce negative voltages, the other side positive voltages.

The straight portion of the curve must cover at least 150 kc. to handle the combined deviation of both sides of the transmitted signal. However, if the straight portion is *only* 150-kc. long, the tuner must be precisely tuned to avoid distortion on either of the two sidebands. Thus, the detector bandwidth is usually designed to be considerably greater than 150 kilocycles. In fact, some of today's best FM tuners have detector bandwidths up to 2 megacycles. Wide-band detectors minimize distortion and make tuning less critical.

**Squelch Circuits.** As tuners are made more sensitive for fringe-area reception, they become noisier between stations. There is a trend to include a squelch or muting circuit in very sensitive tuners. This circuit functions like an electronic switch which mutes or squelches the audio

portion of the tuner when no station signal above a certain threshold is present; but opens it when a station is tuned in.

As we have already seen, at the detector output we have not only the audio component but a d.c. component. At one point of the output network this d.c. component will be greatest when a signal is tuned in, and lowest when there is no signal. If this voltage is used to bias a tube which is connected into the circuit of the audio amplifier, this "squelch" tube will be biased to cutoff when a station is tuned in and it will not cut off the audio tube. When the tuner is tuned off a station, the bias on the squelch tube changes and it then cuts off the audio tube.

Tuners today—especially the FM portions—are far superior to those of the past. One or two have sensitivities below 1 microvolt. With a good antenna, high-fidelity FM reception is possible over ranges previously considered impossible—up to 200 miles, and even more, where the receiving and transmitting antenna heights are favorable.

Next month we will take a look at the design considerations necessary for the production of a high-fidelity loudspeaker. —30—

Get This Valuable Book

**FREE**



Just For Examining COYNE'S New Set

**"Applied Practical Radio-Television"**  
on **7 DAY FREE TRIAL!**

Yes, you get our big Diagrams book, FREE! It's like a road-map that shows you the way to easier Radio-TV repair. Needed by every serviceman. Complete 11x22" Schematic Diagrams on many Radio and TV sets help cut servicing time. Includes simple instructions on how to use diagrams and picture patterns. This book is yours FREE for asking to see Coyne's great new 7-book set, "Applied Practical Radio-Television!"

**AT LAST! MONEY-MAKING "KNOW-HOW" ON TRANSISTORS, COLOR TV AND SERVICING**

Coyne's great 7-volume set gives you all the answers to servicing problems—quickly! For basic "know-how" that's easy to understand you'll find everything you want in Volumes 1 to 5 on over 5000 practical facts and data. Every step from fundamentals to installing, servicing and trouble-shooting all types of radio and TV sets. So up-to-date it includes the latest on COLOR TV and UHF. All this plus Volume 7—**TRANSISTOR CIRCUITS**—the most complete book ever published on the applications of transistors in electronics. New! Set has colorful design, washable covers.


EXTRA! 868 Page TV Encyclopedia Included! For speedy, on-the-job use, you also get Volume 6—famous Coyne **CYCLOPEDIA**. Answers problems on servicing, alignment, installation, etc. in easy ABC order. Use this 7-volume **TV-RADIO LIBRARY FREE for 7 days!** get the Servicing Book FREE!

**FREE!**  
**5 YEARS**  
**OF VALUABLE**  
**SUPPLEMENTS**



With your set you also get Coyne's annual Supplement Service FREE for 5 years. Keeps your set up-to-date on everything that will be new in radio, television, electronics and electricity.

**NOW!**  
**7 BIG BOOKS**  
**IN ONE GREAT SET!**



**SEND NO MONEY!**

Just mail coupon for 7-volume set on 7 days free trial. We'll include book of 150 TV-Radio Patterns & Diagrams. If you keep the set, pay \$2 in 7 days and \$3 per month until \$27.25 plus postage is paid. (Cash price, only \$24.95.) Or you can return the library at our expense in 7 days and owe nothing. **YOU BE THE JUDGE.** Either way, the book of TV-Radio Patterns is yours FREE to keep! Offer is limited. Act NOW!

**FREE BOOK—FREE TRIAL COUPON!**

Educational Book Publishing Division  
COYNE ELECTRICAL SCHOOL, Dept. 99-PE  
1501 W. Congress Pkwy., Chicago 7, Ill.

YES! Send 7-Volume "Applied Practical Radio-Television" for 7 days FREE TRIAL, per your offer. Include TV Radio Patterns & Diagram Book FREE.

Name ..... Age .....

Address .....

City ..... Zone ..... State .....

Where Employed .....

Check here if you want library sent C.O.D. You pay postman \$24.95 plus C.O.D. postage on delivery. 7-day money-back guarantee.

Educational Book Publishing Division

**COYNE**

**ELECTRICAL SCHOOL**

1501 W. Congress Pkwy., Dept. 99-PE Chicago 7, Ill.

Send  
**POPULAR  
ELECTRONICS**  
Every  
Month



name \_\_\_\_\_

address \_\_\_\_\_

city \_\_\_\_\_ zone \_\_\_\_\_ state \_\_\_\_\_


- Check one:  3 years for \$10  
 2 years for \$7  
 1 year for \$4

In the U. S., its possessions and Canada. Foreign rates: Pan American Union countries, add .50 per year; all other foreign countries, add \$1 per year.

Mail to: **POPULAR ELECTRONICS**  
 Dept. PE-99, 434 South Wabash Ave., Chicago 5, Ill.

**CITIZENS LOW COST 2 WAY RADIO!**

**NOW! TWO WAY RADIO FOR EVERYONE**



No license or permit needed on new Low Power 100mW 27mc. Citizens Band. No age limit—no restrictions of any kind. Talk and listen to ANYONE—ANY-TIME. Complete ready to operate—weighs only 4 lbs. Size: 6 1/2 W. x 4 1/2 H. x 6 1/2 D. Includes microphone and speakerphone, Talk-listen switch, 5 ft. top of cabinet antenna, carrying handle, steel cabinet. Range depends on location but can be from 1 to 4 miles. Operation everywhere on 110 volt plug-in. Absolutely nothing else to buy—just touch switch to talk or listen—meets all Gov't FCC requirements. Two or more units can be used together, as desired.

**SEND ONLY \$5.00** (bill, ck., mo.) deposit

desired and we will send COD for balance of \$24.95 plus postage and COD charge or send \$26.95 plus \$2.00 (postage and insurance) for each radio wanted. Guaranteed to work or money back. Order now for early delivery before price goes up. Available only from:

**WESTERN RADIO Dept. MPL-9 KEARNEY, NEBR.**

**GET INTO ELECTRONICS**

V.T.I. training leads to success as technicians, field engineers, specialists in communications, guided missiles, computers, radar, automation. Basic & advanced courses in theory & laboratory. Assoc. degree in 20 mos., B. S. obtainable. ECPD accredited, G.I. approved. Graduates with major companies. Start, Sept., Feb., Dorms, campus. H. S. graduates or equivalent. Catalog.

**VALPARAISO TECHNICAL INSTITUTE**  
 Dept. PE VALPARAISO, INDIANA

**VOLT-OHM-MA-METER USERS**

GIVE US HALF-AN-HOUR OF YOUR TIME AND WE'LL GIVE YOU UP TO 18 MORE RANGES ON YOUR PRESENT VOM. Even the beginner can follow our illustrated easy step-by-step instruction. No mechanical work on the meter case, no new holes to drill or new terminals to install. When you are done, your meter will look like before. Its ranges will be the same. **PLUS 18 MORE RANGES YOU CAN USE. SEND TODAY, your name and address, with this ad, AND ONLY \$1 for the instruction on SIMPSON 260 VOM. Results guaranteed. Inquire about instructions for other VOM's. FREE ref. bulletin included with instructions. "ALL ABOUT VOM's" (while supply lasts).**

P.O. Box 127-P Astoria L. I. 2, N. Y.  
**NEW WORLD LABORATORIES**

**On the  
Citizens  
Band**



By **TOM KNEITEL, 2A0305**

**E**ACH WEEK sees more and more stations on 11 meters, the Class D Citizens Band; and each week we seem to hear of a new and novel use for Citizens Radio.

Among the clever tasks that CB has been asked to take on is one put to it by a smart service-station operator in the West, whose station is located along a desolate stretch of highway. There are signs along the road for 15 miles in each direction which read: "Need help? For prompt road service call Harrington's Service Station via Citizens Radio on channel 1 or 4" (the popular channels in the area).

This station uses an International Crystal 2-channel rig. So that both receiving channels can be monitored simultaneously, a Kuhn Electronics 315A converter is used in conjunction with another receiver. Aside from just selling gas, Harrington's sells crystals for, you guessed it, channels 1 and 4.

This is a perfect example of what the FCC intended CB to be used for. As a matter of fact, it has been reported that recently issued CB licenses are coming through with a little note attached stating that CB was not intended to be a replacement for ham radio, and that "CQ'ing" is frowned upon. However, the FCC Rules (Paragraph 19.61a) state that a CB station is authorized to work other stations in the same service. Do you follow the FCC Rules as they are written in Part 19, or do you take their subtle hint pinned on your license? We don't know.

**Speaking of the FCC,** waiting for your license to come through can be a pretty long and drawn-out business. The latest word is that you shouldn't hold your breath for the time you are going to have to wait over the FCC's announced 60-day period (Paragraph 19.13c of the Rules). Just be patient, and don't think you've been forgotten. They have been swamped with applications for CB licenses and their staff is

working on the applications as fast as possible.

By the way, when you get your license, you will receive a set of call letters. Don't forget to announce them at the beginning and end of each contact, and at least once every ten minutes during a long-winded session.

**Signals are improving** on 11 meters, and even some of the formerly weak stations seem to have picked up. This is a result of better antennas.

Many stations started out using horizontal antennas, and most have now been changed to the more effective vertical types. Also, a number of high-gain ground plane antennas have started popping up on the band. There are a few really "socko" stations using something called a "Dual Ground Plane" antenna, which makes men out of boys.

One manufacturer has been using his noggin and has come up with a little gizmo that plugs into the crystal socket of a fixed channel receiver and makes it tunable; it'll be on the market soon for about \$20. Also planned are a low-cost phone patch and an automatic signaling device that enables you to signal one specific CB station in your area to let the operator know you want to talk.

**Station activities** in the New York area are still on the upswing, with Al, 2W1369, giving Fred, 2W1352, a run for his money with his new antenna. Even so, during a recent band opening, 2W1352 was called by an 11-meter ham in The Union of South Africa who heard Fred and couldn't resist giving him a shout. Fred is still wiping the tears from his eyes about not being allowed to reply because of regulations.

Channel 11 is pretty busy these days, being inhabited by scores of mobile units using Gonset rigs. It appears that Gonset transceivers are furnished with the channel 11 crystal. Gonset has a popular set, and no wonder, as it is well made and attractive in appearance.

The Heathkit CB sets have been given some nice references by the boys now using them. We hear that they are easy on the nerves when you are putting them together.

Please keep us posted regarding your 11-meter activities, and we'd like to receive any suggestions you may have for pepping up CB equipment and signals. Anybody know of unusual applications for CB which are now in use?

# Complete Training

## FOR BETTER RADIO-TV SERVICE JOBS



Let these two great Ghirardi training books teach you to handle all types of AM, FM and TV service jobs by approved professional methods—and watch your efficiency and earnings soar!

Each book is a complete service training guide. Each contains complete data on modern methods and equipment—NOT a re-hash of old, out-of-date material. Each is co-authored by A. A. Ghirardi whose famous RADIO PHYSICS COURSE and MODERN RADIO SERVICING were, for 20 years, more widely used for military, school and home study training than any other books of their type!

## THE NEW Ghirardi

### RADIO-TV SERVICE LIBRARY

Almost 1500 pages and over 800 clear illustrations show step-by-step how to handle every phase of troubleshooting and servicing.

#### 1—Radio and Television Receiver TROUBLESHOOTING AND REPAIR

A complete guide to profitable professional methods. For the beginner, it is a comprehensive training course. For the experienced serviceman, it is a quick way to "brush up" on specific jobs, to develop improved techniques or to find fast answers to puzzling service problems. Includes invaluable "step-by-step" service charts, 820 pages, 417 illus., price \$7.50 separately.

#### 2—Radio and Television Receiver CIRCUITRY AND OPERATION

This 600-page volume is the ideal guide for servicemen who realize it pays to know what really makes modern radio-TV receivers "tick" and why. Gives a complete understanding of basic circuits and circuit variations; how to recognize them at a glance; how to eliminate guesswork and useless testing in servicing them, 417 illus. Price separately \$6.75.

### Special low price . . . you save \$1.25

If broken into lesson form and sent to you as a "course," you'd regard these two great books as a bargain at \$50 or more! Under this new offer, you save \$1.25 on the price of the two books—and have the privilege of paying in easy installments while you use them! No lessons to wait for. You learn fast—and right!

### STUDY 10 DAYS FREE!

Dept. PE-99, RINEHART & CO., Inc.  
232 Madison Ave., New York 16, N. Y.

Send books below for 10-day FREE EXAMINATION. In 10 days I will either remit price indicated (plus postage) or return books postpaid and owe you nothing.

Radio & TV Receiver TROUBLESHOOTING & REPAIR (Price \$7.50 separately)

Radio & TV CIRCUITRY & OPERATION (Price \$6.75)

Check here for MONEY-SAVING COMBINATION OFFER

Save \$1.25. Send both of above big books at

special price of only \$13.00 for the two. (Regular price

\$14.25 . . . you save \$1.25.) Payable at rate of \$4 plus

postage after 10 days if you decide to keep books and \$3 a

month for 3 months until the total of \$13.00 has been paid.

Name .....

Address .....

City, Zone, State .....


Outside U.S.A.—\$8.00 for TROUBLESHOOTING & REPAIR;

\$7.25 for CIRCUITRY & OPERATION; \$14.00 for both. Cash

only, but money refunded if you return books in 10 days.

# RADIO PARTS STORES & HI-FI SALONS!

Someone "borrowing" your personal copy of **POPULAR ELECTRONICS** each month? You ought to be taking advantage of **POPULAR ELECTRONICS'** convenient re-sale plan. Sell copies in your store . . . perform a good service for your customers . . . with no risk involved. For Details, write: Direct Sales Department, Popular Electronics, One Park Avenue, New York 16, New York.



### NO TUBES—TRANSISTORS— BATTERIES OR "PLUG-INS" NEEDED

Smaller than a pack of cigarettes, 1960 model never runs down or burns out. Guaranteed to receive local radio stations most anytime, anywhere—without EXTRA ANTENNA WIRES. Easy thumb station tuner — Perma wave detector. Chrome black plastic case. BUILT IN SPEAKERPHONE — NO SEPARATE DANGLING EARPHONE — American made and service guaranteed for 10 years.

**SEND ONLY \$2.00** (cash, ch. mol and pay postman \$4.99 CDD on

arrival or send \$6.99 for postpaid delivery. Sent complete—Ready to listen with 10 year guarantee. No extras to buy. Free 1000 mile antenna enclosed if you order at once. MIDWAY COMPANY Dept. TPL-9 KEARNEY, NEBR.



### MOBILE-FIXED CONVERTER POLICE • FIRE • CITIZENS' BAND

#315A is a practical converter for emergency use. Easily installed. Tuning range approximately 12 MC in the 26-50 MC band—15 MC in the 152-162 MC band. Designed for mobile or home use. **\$13.95**

Available crystal controlled up to 54 MC. **\$18.95**

Also available crystal controlled up to 165 MC. **\$22.50**

ORDER TODAY or WRITE for LITERATURE

**KUHN ELECTRONICS**

20 GLENWOOD CINCINNATI 17, OHIO

## CITIZEN BAND TRANSCEIVER

FULLY WIRED AND TESTED—IN HANDSOME METAL CABINET. Powerful 5-watt transmitter and extremely sensitive receiver have range of several thousand miles under "skip" conditions. Self contained 110 V. power supply with transformer. Complete with crystal, tubes and microphone. FCC Form 505 included.

Just plug in and go on the air!  
Only \$34.95 prepaid. Send Check or Money Order to  
CITIZEN ELECTRONICS, P. O. Box 443, Laurelton, N. J.

## Answers to Electronic Sticklers

on page 60

1. The voltage across points X is 100 volts, neglecting the small forward voltage drop across diode CR1. Both diodes are biased for forward conduction, but when CR1 conducts, CR2 is biased for reverse conduction and effectively becomes an open circuit.

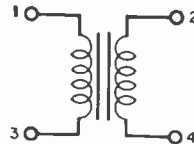
2. If our ham friend had recalled his transformer theory, he would have used the following formula:

$$\frac{Z_{in}}{Z_{out}} = \left( \frac{\text{Primary turns}}{\text{Secondary turns}} \right)^2$$

and figured out that he'd end up with an output impedance of 600 ohms instead of the 300 ohms he wanted.

3. The black box contains a set of contacts which are continually opening and closing at 100 cycles per second. When the contacts are open, there is a voltage across them which can be measured by the voltmeter, but no current flows. When the contacts are closed, the voltage drop across the contacts is zero and a current flows through the ammeter. The ammeter and voltmeter needles cannot follow the contact switching rate, so they indicate an average reading. The wattmeter indicates zero because the current and voltage required to cause a reading do not occur at the same time. The current is limited by the internal resistance of the power supply.

4. The box contained a one-to-one ratio transformer. Because the VTVM has a very high input impedance, the voltage drop across the relatively low resistance windings is practi-



cally zero. The box acts as a transformer with power applied to terminals 1-3 or 2-4, and as coils in series with power applied to terminals 1-2, or 3-4.

If you know of a tricky Electronic Stickler, send it in with the solution to the editors of **POPULAR ELECTRONICS**. If it is accepted, we will send you a \$5 check. Write each Stickler you would like to submit on the back of a postcard. Submit as many postcards as you like but, please, just one Stickler per postcard. Send to: **POPULAR ELECTRONICS STICKLERS**, One Park Ave., New York 16, N. Y. Sorry, but we will not be able to return unused Sticklers.

## How to Choose a Recording Tape

(Continued from page 75)

a new problem—"print-through," the transfer of a signal from one layer of tape to another when the tape is stored for long periods of time. Only the backing of the tape prevents the magnetic field on one layer from magnetizing the next layer.

Special types of "low-print" tape have been developed to reduce print-through. By using a modified form of oxide dispersion, the print-through is cut by about 8 db, enough to make it a minor problem. Of course, print-through can also be minimized by keeping the recording volume low. If you want to keep recorded tape for an extremely long period of time, however, the extra 15% you pay for low-print tape will be money well-invested.

Another tape headache is oxide rub-off. This is especially bothersome in computer applications where every "bit" of information is vital. Recently "sandwich" tape has been developed to reduce this problem. This tape's oxide coating is protected by a 50 micro-inch plastic layer which prevents the oxide from contacting any part of the recording system, thereby eliminating wear on the oxide itself.

Practically all magnetic tapes, however, feature some type of built-in "anti-wear" system. Silicon lubricants are frequently used to fill in the spaces between the oxide particles and the resin. This reduces wear on the tape heads, eliminates squeal, and increases tape life by allowing the tape to glide smoothly past the heads without causing distortion. Similar to lifetime anti-friction bearings, the lubricant lasts the life of the tape.

So-called "high-output" tapes provide extra output for increasing the dynamic range in sensitive recording applications. Such tapes achieve signal-to-noise ratios from 6 to 12 db greater than conventional tapes and prevent "overloading" in passages where the dynamic range varies widely. Because of its greater potency, high-output tape has made possible narrower magnetic tracks without sacrificing output level.

**Pick a Tape—Any Tape.** If you are just starting to use magnetic tape, you are probably somewhat puzzled by the profusion of tape types from which to choose. To make things simpler, here are some tips.

If your recording needs are about normal, start off by using 1½-mil acetate

# Learn at Home in your spare time to Fix Electric Appliances



## Better Pay—More Opportunities

Get into a field where there is important work and opportunity for the trained man. Millions of electric appliances are sold every year. Every wired home now has an average of 8. Many of them need service and repair. Owners pay well to have them fixed quickly, properly. This is your opportunity for a better job, your own part time or full time business. NRI can give you the training you need, at home, in your spare time.

## Spare Time Earnings Start Soon

Soon after starting you will be able to earn extra cash fixing toasters, clocks, fans, vacuum cleaners, etc., for neighbors and friends. Keep your job while learning and earning. Put spare time to work for you. Work in your basement, garage, spare room. You'll be amazed how easily, quickly you, too, can start earning many extra dollars. NRI shows you how. Even before you finish training your spare time earnings may pay for the course and equipment.

## NRI Sends Tester to Learn and Earn

You need proper equipment to service today's automatic appliances. With this course you get parts to build professional type, multi-use Appliance Tester. You learn to use it. Takes guess work out of servicing. Mail coupon for FREE book and Sample Lesson. See how easy it is to learn. First out about NRI—a school that for more than 40 years has been training men, through home study, for success, good pay jobs. Our reputation, record, experience back up this course. Address National Radio Institute, Dept. D4J9, Washington 16, D. C.



**FREE Lesson and Book**  
Mail this NOW!

**NATIONAL RADIO INSTITUTE**

Dept. D4J9, Washington 16, D. C.

Send me Lesson and Book Free. No Salesman will call.

Name.....Age.....

Address.....

City.....Zone.....State.....

ACCREDITED MEMBER NATIONAL HOME STUDY COUNCIL

# WANTED!

## Equipment, components or parts!

The 235,000 purchasers of POPULAR ELECTRONICS are always in the market for good used equipment or components. So, if you have something to sell, let PE readers know about it in our classified columns.

It costs very little: just 50¢ per word including name and address. Minimum message: 10 words. For further information write:

Martin Lincoln

## POPULAR ELECTRONICS

One Park Avenue, New York 16, New York

## 2 WAY PORTABLE RADIO SET

### SENDS—RECEIVES UP TO 10 MILES AS SHOWN

With built-in antenna or hundreds of miles with outside antenna! Works on 80 and 40 meter (Novice) amateur radio bands—also Airtel and overseas broadcast (3 to 8mc). PORTABLE SELF-CONTAINED POWERED WITH STANDARD PORTABLE RADIO BATTERIES. NO AC PLUG-INS NEEDED! Take it with you everywhere you go—on trips, vacations, camping—Keep in contact with home, friends. Has 5 watt crystal controlled transmitter—Sensitive Regenerative Receiver. Send-Receive switch. W.L. only 3 lbs. Size, only 6" x 4" x 4" 11 STEPS—PROVEN—SIMPLIFIED—PRACTICAL—Full information given on quick easy to get license.



**SEND ONLY \$3.00** (bill, ck. mol and pay postman \$16.95 (OD postage on arrival or send \$19.95 for postpaid delivery. Complete kit includes all parts, tube, coils. Stamped steel cabinet, easy instructions. (Set of batteries \$3.99; crystal \$1.99). COMPLETELY WIRED AND TESTED POST PAID \$24.95. A regular \$58.95 value—Order now before price goes up. GUARANTEED—AVAILABLE Only From: WESTERN RADIO, Dept. BNE-3, Kearney, Nebr.


ENGINEERING  
DEGREE IN  
27 MONTHS

B.S. degree (27 mo.): Aero., Chem., Civil, Elec., Mech. & Electronics, B.E. (36 mo.): Aero., Chem., Civil, Elec., Mech., Metallurgical, B.S. (36 mo.): Math., Chem., Physics. Preparatory courses. Demand for graduates. Classes 20. 14 hrs. 4 days, gym. Low rate. Earn bond. G.E. app. Enter Sept., Dec., March, June. Catalog.

2939 E. Washington Blvd.  
Fort Wayne 2, Ind.  
Keeping pace with progress

## INDIANA TECHNICAL COLLEGE

## FAMOUS MAKE STEREO AMP—PRE AMP



**FEATURES:** Full 28 watt Stereo or Monaural, 14 watts each channel response. 20-20,000 CPS. Push-pull EL 84 output.

KIT FORM . . . . . \$59.95  
WIRED . . . . . \$84.95

Send for Free Catalog. Send your component list for lowest quote.  
**CUTICK ELECTRONICS** 171 Washington St.  
WO-2-5866 NY 7, NY

## EASY TO LEARN CODE

Learn to increase speed with an Instructograph—the Radio-Teletype Code Teacher that takes the place of an operator-instructor and enables anyone to master code without further assistance. Available tones from beginners alphabet to typical messages on all subjects. Speed range 5 to 40 WPM. Always ready on QRM. Thousands have "acquired the code" with the Instructograph System. Write today for convenient rental or purchase plans.

INSTRUCTOGRAPH COMPANY  
4713 SHERIDAN ROAD, CHICAGO 40, ILLINOIS  
357 West Manchester Ave., Los Angeles 3, California



tape—it's your most economical choice. If you are in a hot or humid climate, you might consider the advantages offered by Mylar. Assuming that you do most of your recording at 7½ ips, if you want to extend the playing time of the tape from 30 minutes in each direction to 45 minutes, try 1-mil Mylar. If you desire super-long-playing tape, ½-mil Mylar is your best choice, but only if your tape recorder handles tape very gently (don't forget the stretch problem).

The special tapes such as low-print, high-output, tensilized, etc., are worth their premium prices only if you really need them. Low-print tape, of course, is preferred when you want to record something that is irreplaceable—such as a baby's first words. High-output tape is recommended when the material to be recorded has an extremely wide dynamic range.

To decide which tape you should buy, first figure out your own special requirements. Then buy the least expensive tape that will satisfy these needs. It's as simple as that!

-30-

## Two-Way Power Trumpet

(Continued from page 80)

panel of the aluminum box with the shaft of the volume control protruding through the back.

When you wire the "listen" amplifier, save the transistors for last since they are easily damaged by heat. Be careful to hold each transistor lead with long-nose pliers while it is being soldered, and for a moment afterward, until the lead has cooled.

Final assembly of the box is done after the "talk" and "listen" amplifiers and batteries are wired and assembled on their respective panels. Leave one side of the box off while attaching trumpet, handset, and amplifier leads to the terminal tie strip just above the batteries.

The batteries can be secured in place with cardboard if desired since they last for an unbelievably long time. When necessary, they may be quickly and easily replaced by removing a side or bottom panel.

Aside from the very practical advantages of a two-way power trumpet, it has side benefits which may be amusing or confusing. Many people in the crowd you're addressing simply never realize that you can listen in on their private comments. -30-

# Short-Wave Monitor Registration

The POPULAR ELECTRONICS short-wave fraternity is growing by leaps and bounds each month. Tom Kneitel, WPE2AB, Director of Monitor Station Registration, has been swamped with registration forms, but his loving XYL pitched in and now the certificates are really moving. To get yours, just fill out the form below and mail to: Monitor Registration, POPULAR ELECTRONICS, One Park Ave., New York 16, N. Y. Please include ten cents to help cover cost of mailing and processing the certificate.

(Please Print)

Name .....

Address ..... City ..... State .....

|          |            |             |
|----------|------------|-------------|
| Receiver | Make ..... | Model ..... |
|          | Make ..... | Model ..... |

Principal SW Bands Monitored ..... Number of QSL Cards Received .....

Type of Antenna Used .....

Signature ..... Date .....

## Introducing the Ultra-New Globe Chief Deluxe

"Globe — The First Word in Amateur Radio — The Last Word in Styling & Operation!"



### SELF-CONTAINED 90W TRANSMITTER, BANDSWITCHING 10-80 METERS



#### MODERN NEW "LOW LOOK"

- ✓ 75 watt meter indication for Novice use.
- ✓ Provision for antenna changeover relay.
- ✓ Modified grid-block keying for maximum safety (cathode keying with VFO).
- ✓ Provision for Plate or Screen modulator input by simple plug-in.
- ✓ No modification necessary to add Globe VFO or Modulators.
- ✓ Built-in power supply. High quality choke input filter circuit.
- ✓ All cabinet edges rolled - no sharp edges.
- ✓ Compact construction lends itself to vacation or Field Day use.
- ✓ Novel 3-color diagrams simplify kit construction.



The Globe Chief Deluxe truly lives up to its name! Gracefully styled with the new "low look" cabinet of pleasing proportions and a tastefully designed panel, its smart, modern appearance is second to none. Improved circuitry and new components provide outstanding performance for the advanced amateur or the novice. Appearance and performance add up to value that cannot be matched anywhere. Improvements include a new 1300 mmfd loading capacitor for continuous variable loading on all bands and for improved TVI and harmonic suppression, selectable keying (grid-block or cathode); all Globe Accessories such as a VFO, screen or plate modulator may be plugged in without modifications; internal control for antenna relay; all switching functions performed by rotary switches — no unsightly or hard-to-use slide switches. Standard coaxial antenna fittings. This adds up to unsurpassed quality and value. Kit contains pre-punched chassis, all parts and tubes, and complete manual for easy assembly. Compact: 15 1/2 x 6 1/4 x 11 1/4". Shipping weight: 31 lbs.



AVAILABLE FROM YOUR DISTRIBUTOR OCTOBER 1



only 15c for this  
authoritative guide  
to building an  
inexpensive  
record  
library!



reprinted from  
HiFi REVIEW

Now—you can build a record library of hi-fi classics from the steadily growing catalogue of \$1.98 releases! More than half a dozen big record companies are re-issuing great performances on the new \$1.98 labels. You can have a guide to the best of these for 15¢—by ordering this reprint of a recent article in HiFi REVIEW. Complete with catalogue number, artist, orchestra and conductor information—it's a fabulous guide to building up a high fidelity library of basic classics!

In addition, HiFi REVIEW's Music Editor, David Hall, gives you the background of the \$1.98 market . . . evaluates the discs being offered at this price . . . pinpoints the future of high-quality, low-price records.

If you've been thinking of starting a record collection or adding to the one you have—this reprint is your best guide! Order your copy today—simply mail 15¢ in coin or stamps with the coupon below. But the supply is limited, so order now!

|  |       |
|--|-------|
| HiFi REVIEW  | PE 99 |
| Box 1778R  |       |
| Church Street Station  |       |
| New York 8, N. Y.  |       |
| Please rush my copy of the HiFi REVIEW reprint on building a library of \$1.98 records. I enclose 15¢ to cover postage and handling. |       |
| Name _____   |       |
| Address _____  |       |
| City _____ Zone _____ State _____  |       |

## Cross-Country Communications

(Continued from page 53)

guards. It, too, has spare emergency channels for use in case of trouble. Storage batteries and motor-driven generators are ready to supply emergency power. An alarm system spells out any trouble on a coded diagram at the nearest control office.

**Multi-Purpose "Highway."** Television and telephone traffic are carried together on both radio relay and coaxial cable. The average TV circuit ties up the equivalent of 600 telephone circuits. But, unlike telephone, it only goes one way, and thus uses only half the two-way circuits involved.

Interestingly enough, the television picture and the audio portion of the show are normally carried on separate channels. This means that technicians in the control centers must coordinate the two sections of the program at the end of the line.

Since the audio is carried on lower-priced lines, network television doesn't offer too much for the hi-fi enthusiast. Bell Telephone can supply circuits with a top audio frequency response of either 5000, 8000, or 15,000 cps. The higher the response, the higher the price of the service. For this reason, though some TV circuits are occasionally rigged for the higher frequencies, the networks generally content themselves with a 5000-cycle audio cutoff. Regular telephone frequency response, incidentally, ranges from about 300 to 3000 cycles.

**Ground Work.** A lot of planning goes into the construction of either system. For radio relay, topographical maps are used to locate clear paths between sites and to avoid reflective surfaces, such as flat land or lakes, that might harm the signal. Portable transmitters, receivers, and antennas are spotted for field tests of prospective sites. Borings and soil samples tell what kinds of foundations are in order.

Cables are laid in open country by tractor-drawn plow trains. A 27-ton job, tagged the "Mickey Mouse," is the most powerful type in use. This monster's hydraulically controlled plowshare can cut through almost any kind of terrain, feeding cable into the ground and filling in the trench as it moves ahead.

In cities, on the other hand, or under highways and railroads, the cable is generally placed in a conduit or pipe. Sometimes it must be run over bridges. Or, at river crossings where there are no bridges,

the cable may be laid by barges and dredges using high-pressure water jets to trench it in the stream bed.

Aside from consideration of local problems, the telephone companies think it is just plain good sense to use both radio relay and coaxial cable, instead of putting all their eggs in one basket, since a disaster that affects one system isn't likely to harm the other. This way, there is a good chance that an alternate route will always be available should something go wrong with the prime channel.

And if this belt-and-suspenders approach is important under everyday conditions, from the viewpoint of national defense it could be a matter of life and death. —30—

## The 27-mc. Citizens Band

(Continued from page 70)

license to be sent to you by the FCC before you transmit. If you are building your own transceiver you must be very careful not to exceed the FCC's maximum power input limitation, or the allowable transmitting crystal tolerance, which is .005% or less. Citizens frequencies, like all others, are monitored by the FCC, and if you don't stick to the rules you'll bite off a big chunk of trouble with your Uncle Sam.


A copy of Part 19 of the FCC Rules will give you complete information on Citizens Band do's and don't's, and you are required to have a copy of Part 19 before you apply for your license. It's available from the Superintendent of Documents, Government Printing Office, Washington 25, D. C., for 10 cents in coin. Specify that you want the edition which became effective on September 11, 1958. (See the article entitled "Tips for Citizens Band Applicants" in the August issue for the complete story.)

You may want to put a transceiver in your car and one in the house, store, or office. The rigs are darn handy for use between buildings on a farm, on hunting or fishing trips, for just chewing the fat with your cronies, or 1001 other uses.

Most of the available equipment is designed to work from 6 or 12 volts d.c., in addition to 110 volts a.c. In other words, the Class D Citizens Radio Service covers a satchel-full of communications needs, and offers the DX'er some choice morsels. Why not get on the air yourself in time for the coming DX season? —30—

September, 1959

**UNIVERSITY ANNOUNCES...**  
the new way to high fidelity  
stereophonic sound from ultra-  
compact speaker systems



RRL-8\* in a setting by Smilow-Thielco

Three new systems of highest quality... priced to fit the tight budget... styled to match the wife's decor. For maximum flexibility and convenience, each is fine-furniture finished on four sides... for use as highboy or lowboy on bookshelf, bench, or built-in. Full details are in new edition of "Informative guide to high fidelity stereo and monophonic speaker systems and components." Write to Desk A-3, University Loudspeakers, Inc., White Plains, N. Y.


\*RRL, Radiation Resistance Loading to give outstanding bass reproduction from ultra-compact cabinets.



## CUT HOLES IN 1-1/2 MINUTES

(OR LESS)

with Greenlee  
Chassis Punches



Many sizes... quickly make smooth, accurate holes in metal, hard rubber, or plastics... for sockets, plugs, controls, meters, panel lights, etc. Easy to use, simply turn with a wrench. Write today for free literature.



**GREENLEE TOOL CO.**

1783 Columbia Avenue, Rockford, Ill.



## He Did It With Mirrors

(Continued from page 95)

dream wherein tons of green, green money were being shoveled to me by the buyers of The Kohler Home Solar Power System—I awoke to find a wife gone mad with fear, hysterically mouthing tiny sounds of terror and clawing at my shoulder.

"What is it?" I hollered, leaping to my feet. "What's *WRONG?*"

She jibbered, pointing spiritedly to the window.

I glanced out to see a cherry-red steel tower atop which a metal housing glowed incandescently white! The Solar Power System was melting itself! *Worse, it was*

police cars and the horde of several hundred morbidly curious bystanders had departed, I stood beside the wife and sadly contemplated the twisted remains of the steel tower. Frequently, I glanced at the fire-citation slip clutched in my hand. Finally, I risked a glance up to the charred, badly melted utility company's transformer. The thought of what the replacement charges would be chilled the marrow and stunned the mind. I shuddered, and turned my eyes away.

"Got any notion what happened?" inquired the most callous-minded wife in the world.

"Somehow . . . in some way, that whole mechanism managed to become what



. . . "Got any notion what happened?" inquired the most callous-minded wife in the world . . .

taking a utility company's transformer—also glowing a beautiful, horrible orange-ish—right along with it.

"Quick!" I shrieked, hurling myself through the doorway and sprinting into the yard. "We've got to break those heliostat mirrors and cut off the destructive power of the sun's rays! *Throw rocks, throw rocks!*" I scooped up a handful of stones and began feverishly pelting them at the parabolic mirror high above.

"Try killing it with a stick!" howled the wife, whose terror had—at the sight of anguished me destroying my own device—vanished into pure, sadistic good humor. "I knew *something* had to be wrong!"

I was far too busy, lobbing rocks, to attempt any kind of reply. . . .

After all the fire department trucks, the

amounted to a solar furnace. Maybe it was the tracking mechanism that failed to function. Or maybe I went, unknowingly, into error when I courageously made the mirror modifications. Either way—"I broke off, fighting back a strange urge to beat my head against the bricks of the barbecue pit.

"Some furn-ace, eh, kid!" jibed the cruelest wife in the whole, wide world. "Well, it's back to blowing fuses with the garden variety electricity supplied by those villains down at the power company!"

I ventured another horrified glance at the maimed transformer upon which temporary repairs had been made until a new one could be installed.

"What a *bill*," I whispered hoarsely, "that's going to be!"

-30-

## Among the Novice Hams

(Continued from page 90)

that DX is always weak. A better cue is the fluttery sound that many DX signals acquire in their long journey through the ionosphere.

A good DX man hears far more DX than he calls. For example, if he hears a strong "G" (England), and he has already worked England, he may pass it by to listen for new countries from that area. He knows that they should be coming through, too, and he could miss a new country while working an old one.

He also knows that a strong DX signal will attract many DX'ers, and while they are busy with it, he may be able to locate and call a rarer station. This can be a big advantage, because it is usually competition, rather than the inability to put a signal on the DX station's receiving antenna, that prevents you from getting through.

Keep an ear on what other Novices are working. By doing so, you can frequently locate DX they are working when they stand by.

**Calling DX.** No matter how you locate a DX station, you will be lucky to raise it on your first call. More often than not, you will have to call, wait for the DX'er to sign with the station he answers, and call again,

### JAMBOREE-ON-THE-AIR

The Boy Scouts International Bureau in Ottawa, Canada, has announced the Second Annual Jamboree-on-the-Air, from 0001 GMT October 23 to 2400 GMT October 25, 1959.

Members of the Boy Scouts who are radio amateurs are invited to participate, exchanging Scouting greetings and messages. This is not a contest and there is no prescribed exchange. Operations will be on authorized amateur bands.

The International Bureau will operate a station and will QSL all contacts with a special

AMATEUR RADIO CLUB STATION



BOY SCOUTS OF AMERICA

# K2BFW

SCHIFF SEC-17 RESERVATION  
MIDDLETOWN N. J.  
U. S. A.

card. The "Boys' Life" Radio Club station, K2BFW, will also send special QSL's to all stations worked and to SWL's submitting reports.

AWARD WINNING

# arkay STEREO

KITS or PRE-WIRED



Why wait? You can afford the finest in hi-fi STEREO with ARKAY quality equipment—now! Get advanced engineering, outstanding performance, styling and value, plus extra pride and savings when you build-it-yourself.



**Arkay CS-12**  
**12 Watt Stereo**  
**Pre-Amp and Amp**  
**\$36.95**

Easy-to-build Kit

Enjoy the latest in High Fidelity listening—Stereophonic reproduction through the new ARKAY low-cost Stereo Pre-amp and amp, Model CS-12. 12 watt Stereophonic and Monaural integrated power amplifier and pre-amp of advanced design. Selects and controls all Stereo or Monaural program material. Operates from any ceramic or crystal cartridge, high output tape decks, tuners and other auxiliary equipment. All inputs are of the dual variety for the rendering of full Stereo reproduction.

### NEW!

The ARKAY/HARTING MS-5

## STEREO RECORD PLAYBACK TAPE DECK


Precision-engineered to the highest professional standards... a new achievement in tape deck design and performance... popular-priced at

ONLY \$129.95

AT YOUR DEALERS SOON!

WATCH FOR IT!

Write for complete facts and specifications.



### ARKAY SPA-55 STEREO AMP

Two 27½ watt distortion-free hi-fi amplifiers for stereo. Or use as 55 watt monaural amplifier.

Easy-to-build Kit \$64.95


Wired and tested \$79.95

### ARKAY ST-11 AM-FM STEREO TUNER



Here, for the first time, is an AM-FM STEREO Tuner within the reach of every audiophile. Unmatched by units costing twice the price, the ST-11 is two distinct receivers in one featuring 4  $\mu$ V. for 20 db quieting. Variable AFC. Single front panel switch controls AM, FM or STEREO selection.

Wired and tested \$74.50 Easy-to-build Kit \$49.95



### NEW! ARKAY VT-10 6-INCH MULTI-PURPOSE VACUUM TUBE VOLTMETER

Advanced design and precision features make the Arkay VT-10 a truly sensational buy, unmatched at this price. You get exclusive larger 6-INCH 400  $\mu$ A meter movement, within 2% accuracy, and edge-lighted for easier reading. 1% precision multiplier resistors are used throughout the range switch. There are 7 AC (RMS) and DC ranges; 7 AC (peak-to-peak) ranges. Resistance, db and other essential ranges. Durable plastic case.

Wired and tested \$47.95 Easy-to-build Kit \$25.95

### ARKAY AV-20 6-INCH AUDIO VTVM PRE-AMPLIFIER

Easy-to-build Kit \$29.95  
Wired and tested \$49.95

### ARKAY AW-30 6-INCH DIRECT READING AUDIO WATTMETER

Easy-to-build Kit \$29.95  
Wired and tested \$49.95

### ARKAY CAP-40 6-INCH DIRECT READING CAPACITY METER

Easy-to-build Kit \$29.95  
Wired and tested \$49.95

### ARKAY MT-50 6-INCH 20,000 OHMS PER VOLT METER

Easy-to-build Kit \$29.50  
Wired and tested \$42.95

See and hear completely wired ARKAY Kits at your dealer. Write for detailed specifications & catalog. Dept. PE

arkay All prices 5% higher west of Mississippi  
88-06 Van Wyck Expressway  
Richmond Hill 18, N.Y.



## PORT ARTHUR COLLEGE ELECTRONICS COMMUNICATIONS

AM FM Television Broadcast Engineering  
Marine Radio Radar

CHECK THESE FEATURES: Tuition \$34 per mo., room & board \$50 per mo. in dorm on campus. College operates 5 KW broadcast station. Students get on-the-job training at studios on campus. FCC license training with all courses. Well equipped classrooms & lab., am fm transmitters, radar & marine eqmt., television camera chain, experiment lab test eqmt. & other training aids. Our graduates in demand at good salaries. Free placement service. Have trained men from all 49 states. Approved for GI. Write to Dept. PE-9 for details.

**PORT ARTHUR COLLEGE** Port Arthur  
Texas  
Established in 1909

### AMAZING MINIATURE BROADCAST TRANSMITTER



FOOL YOUR FRIENDS with this transmitter... by broadcasting on to any radio or car radio and watch their startled faces when they hear YOUR voice on their radio. Can be used as TALKER IN A SYSTEM WALKIE-TALKIE, CAR TO CAR COMMUNICATIONS and MANY OTHER USES described with instructions. Use on HUNTING and FISHING TRIPS.

Completely portable (5 1/2 x 3 1/2 x 1 1/2) with self contained batteries and equipped with TELESCOPING ANTENNA. ABSOLUTELY WIRELESS... no wires to run to your radio... NO GROUND WIRES or HOOKUPS to make on transmitter... Works on 100 or ONE BLOCK OR MORE... NO LICENSE REQUIRED! THE "HALICASTER" transmits THROUGH WALLS! SIMPLY push the button and talk!

The "HALICASTER" has a built-in station selector so you can tune in on any station you desire! COST ONLY \$1.00 CASH, CHECK OR MONEY ORDER AND PAY POSTMAN THE BALANCE OF \$8.95 FOR TESTED READY TO USE "HALICASTER" OR SEND JUST \$9.95 FULL PRICE AND WE PAY POSTAGE.

(Batteries \$2.50 extra)

Kit now available for \$7.95 full price

Available only from HALCO ELECTRONICS, DEPT. A,  
9211 Venice Blvd., Los Angeles 34, California

### ALL BAND TRAP ANTENNA!



Reduces interference and noise on all makes Short Wave Receivers. Makes Wide Reception Stronger. Clearer on All Bands!

Complete as shown, total length 102 ft., with 87 ft. of 72 ohm balanced feedline. Hi-impact molded insulators and sealed automatic frequency changing resonant traps (Wt. 3 oz. 1" x 5" long). You just tune to desired band for beamlike results. Excellent for ALL world wide short wave receivers and amateur transmitters. For NOVICE AND ALL CLASS AMATEURS! NO EXTRA TUNERS OR GADGETS NEEDED! Eliminates 5 separate antennas with better performance! 80-40-20-15-10 meter bands. Complete, assembled \$12.95  
40-20-15-10 meter bands, 54 ft. antenna, assembled \$11.95  
20-15-10 Dual Trap, 24 ft. Antenna, assembled \$18.95  
SEND ONLY \$3.00 cash, ck., mo and pay postman balance C.O.D. plus postage on arrival or send full price for postpaid delivery. Available only from  
WESTERN RADIO Dept. AEL 9 Kearney, Nebraska

### INVENTORS NEEDED AT ONCE

If you have an invention you wish to sell outright or license on royalty, write us at once. We are seeking inventions of household items, games, toys, sports items, tools, and mechanical and technical devices. Patented or unpatented. For further information and free brochure outlining manufacturers' requirements, royalty rates, send name (no drawings, please) on letter or postcard at once.  
KESSLER CORPORATION, Dept. D-219 Fremont, Ohio

### 27 months for engineering degree

Realize your dream of a career: higher income, a better life. BACH, SC. DEGREE in 27 months in Elec., Electronics or Power major, Mech., Civil, Chem., Aero, Engineering. In 36 Months in Business Administration (Gen. Bus., Acctg., Motor Transport Mgt.). For career est. capable students. Small classes. Enrollment limited. More professional class hours. Well-equipped labs. Modest costs. Veteran approved. Year-round operation. Beautiful campus. Enter Jan-Mar. Supt. Write J. D. McCarthy, Director Admissions, for Catalog and "Your Career" Book.

**TRI-STATE COLLEGE** 3699 College Avenue  
Angola, Indiana

and again, and again. A ham with a good DX record is a patient man!

Many DX station operators, like most Novices, tend to listen near their own frequencies for calls; therefore, the closer you can get to the DX station's frequency, the better your chance of raising it will be. This makes a good supply of crystals a good investment for a Novice DX'er. But don't assume that a DX operator is replying to stations on his own frequency simply because you hear many stations calling on that frequency. More careful listening may reveal that he is actually replying to calls on different frequencies.

But if the DX'er is actually listening only on his own frequency, your best chance of making contact is to get in there and call each time the DX'er signs with another station along with the rest of the pack.

A good operator does not call the DX station until both stations involved have sent their final SK's. He does not "tune up" on the frequency for long periods at a time. After he works the DX station or gives up hope of doing so, he does not call a long CQ or start chatting with a station across town on that frequency. The poor operator or "lid" never seems to stop calling the DX station, no matter who is transmitting. This may be why he seldom raises the DX, which makes him so mad that he indulges in un-sportsmanlike conduct.

CQ DX? Most DX men agree that CQ DX by low-power U. S. amateurs is an inefficient way to raise foreign DX, but you may want to learn it for yourself.

### AN EFFECTIVE S-METER

On page 90 is the diagram of an S-meter circuit that can be employed with any short-wave receiver which has a.v.c. A 1-ma. d.c. meter is used and the unit is built into a Bud CM-1935 meter box.

To adapt your receiver for the S-meter, examine its circuit diagram to locate a tube on the a.v.c. line. Connect the S-meter circuit in series with the B+ lead to that tube. The first i.f. tube is a good choice. Assuming it is the tube chosen, disconnect the B+ lead from the second i.f. transformer and connect the B+ lead to the Y terminal of the S-meter circuit. Then, connect the X terminal of the S-meter circuit to the i.f. transformer terminal. Connect R<sub>4</sub> to the common receiver ground.

In the Heathkit AR-3 receiver, the B+ terminal of the second i.f. transformer

serves as a common tie point for several B+ connections. To use the S-meter with it, I moved these connections to the B+ terminal of the accessory socket. I then connected the Y terminal of the S-meter circuit to this point and its X terminal to the i.f. transformer terminal. I also bypassed the transformer terminal to chassis with an additional .005- $\mu$ f. capacitor.

To adjust the meter, short the receiver antenna terminal to ground, advance the sensitivity control to maximum, and turn the BFO off. Adjust *R1* for zero meter reading. Unshort the antenna and adjust *R2* so that only the very strongest signals will "pin" the meter. *R2* may be omitted if desired. Opening *S1* removes the meter from the circuit.

### News and Views

**Bob Mindell, WV6DIQ**, 11235 Covello St., Sun Valley, Calif., excites a "Demi-Quad" antenna (described in POPULAR ELECTRONICS, January, 1958) on 15 meters with a WRL Globe Chief transmitter, and he receives with a Hallcrafters SX-99. He has worked 18 states; Massachusetts is his best DX. Bob offers to help prospective amateurs get their licenses. . . . In five weeks, **Bob Myers, KN3HWL**, Meadville, Pa., has made 150 contacts in 15 states on 80

and 40 meters. He uses a Heathkit DX-20 transmitter to feed an all-band "trap" antenna about 30' high. He receives with a Hallcrafters SX-99, to which he has added a Q-Multiplier for additional selectivity. **KN3HWL** would like to arrange a contact with a member of the Rag Chewer's Club, so that he can earn an RCC certificate for himself. . . . **James Crouse, K4SET**, 10 East Parrish, Statesboro, Ga., now has his General Class license. His WRL Globe Chief 90A transmitter and his Hallcrafters S-53A have accounted for some good DX recently, too, including England, Yugoslavia, Germany, Japan, and Scotland. Jim operates some on 20 meters, but 40 meters is still his favorite band.

**Don Maase, KN5SUO**, 9433 Parsifal Place N.E., Albuquerque, N. M., has made three contacts a day spread over nine states in his 21 days on the air. He uses a Heathkit DX-20 transmitter to feed a Mosley 40-through-10-meter vertical antenna mounted on the house roof. Don is proud of his home-built receiver. His pet peeve is hams who neglect to put any spacing between letters and words in their sending. He requests a little help with General Class theory. . . . **Tommy Murphy, KN5UKH**, Route 1, Kosciusko, Miss., has worked 22 states on 40 meters in his first two weeks on the air. He feeds a dipole antenna about 35' high with a 50-watt transmitter of his own design, and receives with a SX-99. See Tom if you need a Mississippi card. . . . **Benny "Chip" Thomas, KN4ZEP**, 313 North Sterling St., Morganton,



## NEW CITIZENS' TRANSCEIVER!

VIKING  
*Messenger*

Anyone can operate . . . no code to learn  
no examination necessary . . .  
license issued by the FCC on request!

- Complete Class "D" (27 Megacycle) Citizens' Band coverage—your choice of 5 channels at the flip of a switch!
- Meets all FCC requirements
- Maximum legal power
- Push-to-talk microphone!

"More than just 2-way Citizens' Radio equipment"—the Viking Messenger is the very finest personal communications equipment available in the field! Designed for reliability and easy installation in your home, business location, car, truck, or boat. Excellent receiver sensitivity and selectivity. Built-in Squelch, Automatic Volume Control, and Automatic Noise Limiter. Compact, modern styling—only 5 $\frac{1}{2}$ " high, 7" wide, and 11 $\frac{3}{8}$ " deep. Complete with tubes, microphone, and crystals for one channel.

6 Volts DC and 115 Volts AC  
12 Volts DC and 115 Volts AC

**\$139<sup>75</sup>**

115 VAC—Price to be announced.

**FREE  
BROCHURE**

**SEND COUPON  
TODAY!**



**E. F. JOHNSON CO.**

123 Second Ave. S. W. • Waseca, Minnesota

NAME \_\_\_\_\_  
ADDRESS \_\_\_\_\_  
CITY \_\_\_\_\_ STATE \_\_\_\_\_

# HELP US OBTAIN OUR HAM LICENSES

## K1/W1 CALL AREA

Dave Waycie, 57 Newington Rd., Elmwood 10, Conn. Phone: AD 3-1670. (Code, theory and regulations)

Philip Brady, Jr., 60 Park Ave., Needham Heights 94, Mass. (Code, theory and regulations)

Lorraine Chaulk, 617 E. 7th St., South Boston, Mass. (Code and theory)

## K2/W2 CALL AREA

Jim McLellan, 20 Ridgewood Pkwy. W., Den-ville, N. J. Phone: OA 7-7132. (Code and theory)

Erwin P. Cohen, 3962 Walkow Ave., Seaford, N. Y. Phone: SU 5-9231. (Code)

Thomas Doolittle, Sharon Springs, N. Y. (Code and theory)

Robert W. Myers, 25 Harding St., Copiague, N. Y. Phone: AM 4-5622. (Code and theory)

Ronald J. Kuhl, 121 Kramer Dr., Lindenhurst, N. Y. Phone: TU 8-9274. (Code and theory)

James White, 2375 First Ave., New York 35, N. Y. (Code and theory)

Kenneth Fee (13), 848 Elizabeth Ave., Elizabeth 4, N. J. Phone: EL 3-0702. (Code, theory and regulations)

Richard C. Factor, 115 Central Park West, New York 23, N. Y. Phone: SC 4-5673. (Code)

Thomas A. Gundlach, 2 Hopes Ave., Holtsville, N. Y. (Code, theory and selection of equipment)

Jim Tweedle, 501 Oxford St., Vineland, N. J. Phone: OX 1-4571. (Code)

Paul Adler, 2232 Brigham St., Brooklyn 29, N. Y. Phone: NI 6-1101. (Code)

Richard W. Reynolds, 14 Longview Rd., Livingston, N. J. (Code, theory and selection of equipment)

## K3/W3 CALL AREA

Carl Sacherich, Jr. (16), 418 Seddon Ave., N. Braddock, Pa. Phone: BR 1-7330. (Code and selection of equipment)

Joseph Zelezniak (15), 1034 Sixth St., N. Braddock, Pa. Phone: BR 1-2087. (Code and selection of equipment)

Mickey Kirkell, 181 N. Spring St., Blairsville, Pa. (Code and theory)

## K4/W4 CALL AREA

L. L. Womack, Jr., 39 Park Ave., Brevard, N. C. (Code and theory)

Moran Graham, Tilford, Ky. (General Class theory)

Philip Walker, 1501 Waverly Ave., Charlotte 3, N. C. (Code, theory and regulations)

Horace Monroe, 400 N. 33rd St., Richmond 22, Va. (Code and theory)

Sam S. Wright, 514 N. Monroe St., Arlington 1, Va. (Code, theory, regulations and selection of equipment)

David H. Butler, Rippon Lodge, Woodbridge, Va. Phone: GY 4-4004. (Code, theory and selection of equipment)

Kenneth Helton, Route #1, Vinemont, Ala. (Code, theory, regulations and selection of equipment)

Andre Hansen, 1504 Peachtree Circle, Jacksonville 7, Fla. (Code and theory)

Craig Littlejohn, 4564 Rosewood Ave., Jacksonville 7, Fla. (Code and theory)

## K5/W5 CALL AREA

Lynn Dale Brooks, 2500 37th St., Snyder, Tex. (Code, theory and selection of equipment)

David F. Tyndell, 513 E. Layton St., Kilgore, Tex. (Code, regulations and selection of equipment)

Clarence Perry, Route #2, Madill, Okla. (Code, theory and regulations)

John W. Daut, Route #2, Box 1061, Humble, Tex. (Code and regulations)

Alex Galbraith, 1710 McCall Rd., Austin 3, Tex. (Code, theory and selection of equipment)

## K6/W6 CALL AREA

Joseph Yelda, 2257 Holly Dr., Hollywood 28, Calif. Phone: HO 9-4233. (Code)

Michael J. P. Dooley, 454 65th St., Oakland 9, Calif. (Code, theory, regulations and selection of equipment)

Michael Flynn, 2830 Harmony Place, La Crescenta, Calif. Phone: CH 8-2549. (Code and theory)

Dan Scanlan (16), 4579 W. 171st St., Lawndale, Calif. (Code, theory and selection of equipment)

## K7/W7 CALL AREA

Pete Almada, 1328 E. 13th, Tucson, Ariz. Phone: MA 2-2496. (Code and theory)

Eric Lundberg (14), 2316 E. 110th St., Seattle 55, Wash. (Code and selection of equipment)

## K8/W8 CALL AREA

Robert Morgan (14), 6317 Stratford Dr., Parma Heights 30, Ohio. (Theory and selection of equipment)

Ken Kozel (16), 13466 Eureka, Detroit 12, Mich. Phone: TW 2-5662. (Code and selection of equipment)

Mike Bockoff, 666 W. Maplehurst, Ferndale 20, Mich. Phone: LI 2-6307. (General code, theory, regulations, and selection of equipment)

## K9/W9 CALL AREA

John Walasewich, 4029 W. Warwick Ave., Chicago 41, Ill. (Code, theory, regulations and selection of equipment)

Jerry Kelley (16), R. R. 3, Box 103-B Apple-gate Lane, Jeffersonville, Ind. Phone: BU 2-3137. (Code)

Tom Lanham, 765 Indiana St., Gary, Ind. (Code, theory and selection of equipment)

## K0/W0 CALL AREA

James Crooks, 6606 Hoffman, St. Louis 39, Mo. (Theory and selection of equipment)

Robert J. Nobis, Jr. (16), 1316 13½ St. N., Moorhead, Minn. Phone: CE 3-5548. (Code and theory)

## VE AND OTHERS

Melyville C. Coffin, P. O. Box 882, Mission City, B. C., Canada. (Code, theory and regulations)

Dennis Madokoro, 209 10th Ave., No. Port Alberni, B. C., Canada. (Code, theory and selection of equipment)

Louis Bouvier, Cote Noir Rd., St. Hubert, Quebec, Canada. Phone: CR 6-2482. (Code and theory)

Donald Druick (13), 261 Sheraton Dr., Montreal 28, Quebec, Canada. (Theory, regulations and selection of equipment)

Ian Hodgson, 64 Malcolm Circle, Dorval, Quebec, Canada. (Code, theory, regulations and selection of equipment)



N. C., has made 20 watts input to his Heathkit AT-1 "antenna heater" and a single 40-meter crystal sufficient for over 100 contacts. His receiver is a National NC-183D, which works excellently except that the BFO jumps around a bit at times; he will welcome any suggestions on how to find the trouble.

**Mike Eilers, KN80OK**, 2533 Leahy St., Muskegon Heights, Mich., worked three Generals for his first three contacts. Now, after a week on the air, he has become a DX-chaser. Mike runs 40 watts to a home-built transmitter and listens with a Hallicrafters receiver, model not specified. He does both with the aid of a 40-meter dipole antenna. . . . From the rare state of Delaware, **Tom H. Weslager, KN3GKD**, 601 South Maryland Ave., Wilmington, offers to schedule anyone needing his card for WAS (worked all states). Tom operates on 7199.5 kc., using a Heathkit DX-20 transmitter to feed a 40-meter dipole through a pair of balun coils. He receives with a Hallicrafters S-53A. In seven months on the air, Tom has worked 37 states, all confirmed, and three WP4's (Puerto Rico). . . . **Bruno "Butch" Wizolek, KN9QPA**, 3404 N. Keeler Ave., Chicago 41, Ill., runs 75 watts to a WRL Globe Chief 90 transmitter. He has two antennas, a WRL 12AV vertical and a 40-meter dipole. In a month on the air, Butch has worked Australia, England, Switzerland, and Poland, plus many U.S. stations. He is also an avid SWL'er, having heard both Sputnik I and the U.S. Army's "Moon-Bounce" signals.

**Marilyn J. Baer, KN4FLW**, P.O. Box 553, Andrews, N. C., had had her license for exactly three weeks when she wrote us. In that time, she had made 48 contacts in 30 states, 13 states already confirmed! In setting this record, Marilyn called only two CQ's! She says, "I have a lot of patience, and I do a lot of listening." Marilyn operates on 40 meters only, running 65 watts to a WRL Globe Scout transmitter, which feeds a Windom antenna. She listens on a Hammarlund HQ-160 receiver. Incidentally, her husband is K4YBQ. . . . **Nasir, 9K2AN**, Kuwait, Arabia, mentioned earlier, has worked 33 states and 88 countries on c.w. and 66 countries on phone in 15 months on the air. During 1958 he used a Heathkit DX-35 transmitter running 50 watts and an AR-3 receiver. In January he switched to a Harvey-Wells T-90 transmitter at 90 watts input and a Hallicrafters SX-101 receiver. He uses dipole antennas.

**Mark, WV2CYZ**, 53-31 Marathon Parkway, Little Neck 62, N. Y., calls his antenna a "76-foot mess," which may explain why he has worked only three states in a month on 40 meters. . . . **R. M. Saltzman, WV2BWC/WA2BWC**, 1 Vista Drive, Great Neck, N. Y., claims that it is grammatically correct for him to say, "We at WV2BWC use a National NC-109 receiver and a WRL Globe Scout transmitter at 65 watts feeding a long-wire antenna or a 15-meter dipole," because his brother Rick (11) passed his Novice exam 55 days ago. Bob's record is 40 states and 20 countries confirmed.

Until next month, when I hope to hear from you, 73,


*Herb, W9EGQ*



# LESA

## CD2/21

*Custom crafted in the world famous  
Italian tradition of unsurpassed  
quality and lasting beauty*



# \$39.95

Never before such quality  
at anywhere the price!

Fully automatic, 4-speed • pre-wired for mono and stereo • automatic size intermix • flutter, wow and rumble of broadcast standards • smooth action, 6-second change cycle • guaranteed jam-proof • universal plug-in head • heavy duty 4-pole motor • precisely balanced no-resonance, no-feedback tone arm.

# LESA

SEND FOR FREE LITERATURE AND  
NAME OF YOUR NEAREST DEALER

Electrophone & Parts Corp. 5  
530 Canal Street, New York 7, N. Y.

Name \_\_\_\_\_  
Address \_\_\_\_\_  
City \_\_\_\_\_ Zone \_\_\_\_\_ State \_\_\_\_\_


Make over 150 Small Computing and Reasoning Machines with

# BRAINIAC<sup>®</sup>

## A BETTER ELECTRIC BRAIN CONSTRUCTION KIT

ONLY \$17.95—WHY PAY MORE?

Over 600 parts including 116 patented wipers so that all switches work well. BRAINIAC gives full specifications for 151 computing, reasoning, arithmetical, logical, puzzle-solving and game-playing machines . . . all 33 GENIACS (1955) and 118 BRAINIACS (1956-58) and Each machine works on a single flashlight battery—all connections with nuts and bolts—no soldering required . . . is FUN to make—FUN to use and play with—and TEACHES you something new about computing and reasoning circuits.



ORIGINATED AND PRODUCED EXCLUSIVELY by Berkeley Enterprises. BRAINIAC is the result of 8 years' design and development work with miniature mechanical brains including: Geniac (see "Geniacs: Small Electric Brain Machines and How to Make Them" by E. C. Berkeley, 64 pp., published 1955 by Geniac Project, a partnership with Oliver Garfield discontinued September, 1955); Relay Moe (automatic machine playing tit-tat-toe pictured in Life Magazine, March 1956); etc. Berkeley is Author of "Giant Brains or Machines that Think" (Wiley, 1949) and other books. BRAINIAC is Editor of the magazine "Computers and Automation"; Designer of all the Brainiacs and more than half of the 33 Geniacs (1955); etc.

WHAT CAN YOU MAKE WITH BRAINIAC KIT K 17? LOGIC MACHINES: Syllogism Prover, Intelligence Test, Boolean Algebra Circuits, etc. GAME PLAYING MACHINES: Tit-Tat-Toe, Nim, Black Match, Wheeled Bandit, etc. COMPUTERS: To add, subtract, divide, multiply using decimal or binary numbers; Forty Year Calendar, etc. CRYPTOGRAPHIC MACHINES: Coders and Decoders, Lock with 15,000,000 Combinations, etc. PUZZLE-SOLVING MACHINES: The Missionaries and the Cannibals, Automatic Rescue Chamber, The Uranium Rocket Ship and the Space Pirates, etc. QUIZ MACHINES: History, geography, mathematics, etc. . . . AND MANY MORE!

WHAT COMES WITH YOUR BRAINIAC KIT? Complete description of 151 experiments • Manual of explanation/instruction by E. C. Berkeley • Over 600 pieces including control panel, multiple switch discs, jumpers, improved wipers, bulbs, sockets, wire, etc. • Over 160 circuit diagrams including 46 exact wiring templates • "How to Go from Brainiacs and Geniacs to Automatic Computers" by E. C. Berkeley • List of references to computer literature • Etc.

• Includes the kit with limitless possibilities backed by an organization of 10 years standing in the computer field . . . . . \$17.95 (For shipment west of Mississippi, add 80c; outside U.S.A. add \$1.80)

7-DAY FULL REFUND GUARANTEE IF NOT SATISFACTORY

MAIL THIS COUPON

BERKELEY ENTERPRISES, Inc.  
815 Washington St., R201, Newtonville 60, Mass.  
Please send me Brainiac Kit K 17. (Returnable in 7 days for full refund if not satisfactory—if in good condition.) I enclose \$ . . . . . in full payment.  
My Name and Address are attached.

## Short-Wave Report

(Continued from page 99)

The following is a resume of the current reports. All times are Eastern Standard. Stations may change frequency and/or schedule with little or no advance notice; however, all reports given here are correct at the time of compilation.

Please remember to send all your reports to P.O. Box 254, Haddonfield, N. J., from now on.

**Andorra**—R. *Andorra* has definitely moved from 5979 kc. to 5991 kc. and is noted at 1640 with classical music and Spanish. The ID is *Aqui Radio Andorra*. (WPE3NF)

A new outlet, known as *Andorradio*, was noted on 6306 kc., close/down at 1700 with French and Spanish ID. Another report lists this station as being noted from 0500 to 0700. However, according to *World Radio Handbook*, it operates only on 3145 kc. (WPE3NF, WPE4FB, WRH)

**Angola**—According to a verification, the correct call for the *Emisora Oficial* outlet on 17,795 kc. is CR6RZ, not CR6SF. This Luanda xmtr operates with 10-kw. power to a rhombic antenna. (URDXC)

**Argentina**—LRA33, R. *Nacional*, Buenos Aires, carries Eng. to Europe at 1800-1900 on 15,345 kc. Portuguese begins at 1900. (WPE4EB, WPE8FV, WPE0JJ)

The R. *Nacional* Mendoza outlet on 6180 kc., LRA34, 10 kw., is scheduled from 0700 to 2300. (WRH)

**Australia**—Changes have been made recently in the R. *Australia* xmsns to S. Asia and N. E. Asia. Broadcasts now go to S., S. E., & S. W. Asia at 1714-1830 on 15,210 kc., 1714-0415 on

### LEARN

## RADAR MICROWAVES COMPUTERS BINARY TRANSMITTERS

## CODE • TV • RADIO

Phila. Wireless Technical Institute

1533 Pine St. Philadelphia 2, Penna.

A Non-Profit Corp. Founded in 1908

Write for free Catalog to Dept. P-959

## LOW COST 2 WAY CAR RADIO



Install yourself in any car already equipped with any kind of standard radio in 5 minutes! Use regular car radio antenna—No tools needed—Just plug into present antenna socket—clip one wire to ignition switch, thumb clamp to dash and TALK NO LICENSE OR PERMIT OF ANY KIND NEEDED—works on low power 27 mc Citizens Band. Range depends on location but can be from 1/2 to 5 miles or more. Two or more can be used together in cars or buildings. Size only 9" x 6". Complete with micro-phones. See only \$29.95. Complete with instructions, ready to install!

phone, tubes, talk-listen switch—full instructions, ready to install!

SEND ONLY \$5.00 (bill, ck. mo) for each radio and we will send COD for \$24.95 plus P.P. COI or send \$29.95 plus \$2.00 (for postage and insurance) Money back guarantee. A limited quantity will be sold at this low price—so ORDER NOW FOR EARLY DELIVERY.

WESTERN RADIO Dept. KNE-9 KEARNEY, NEBRASKA

### MONITOR CERTIFICATES

Applications for Short-Wave Monitor registration certificates and call letters are pouring in thick and fast. If you haven't written for yours yet, you'll find an official application form on page 129, this issue. Make sure you include a dime. This project will be of most value to SWL's when everyone is registered.

21,540 kc., 1815-0230 on 17,840 kc., 0129-0445 and 1915-1930 on 15,160 kc., 0459-1230 on 9580 kc., 0800-0830 and 0930-1230 on 7220 kc., 0800-1230 on 11,710 kc., and 0930-1000 on 11,740 kc.; to N. E. Asia and N. Pacific Islands at 1559-1800 on 15,240 kc., 0244-0700 on 11,740 kc., 0459-0900 on 15,160 kc. All of these xmsns are in English. (WPE9DN, HB)

VLX15, Perth, 15,425 kc. (new frequency), is heard weakly at 2228 with dance music. (WPE3NF)

**Brazil**—R. *Marajoara*, Belem, 15,245 kc., is a new station that has been testing around 1600. PRG9, R. *Nacional de Sao Paulo*, Sao Paulo, has moved from 6125 kc. to 6115 kc. and is heard well at 1930-2030. (WPE4FI, WPE9KM)

PRG3, R. *Tupi*, Rio de Janeiro, 15,370 kc., will make special tests in Spanish, French, and Eng. with 100-kw. power. (AR)

The call-signs for the R. *Rural Brasileira*

outlets are ZY231 (6062 kc.) and ZY232 (15,105 kc.). *R. Progresso*, Sao Paulo, 4775 kc. (reported on 4755 kc.), is now ZYR81. There are two stations reportedly operating as *R. Guaruja*: one on 5975 kc., Florianopolis; the other on 5985 kc. giving the ID *R. Guaruja Paulista*. The former is ZYJ7, and the latter is ZYT7. (WRH)

**Cameroon**—*R. Douala*, formerly on 6115 kc., has moved to 6184 kc. and is tuned at 0100 with French and a very poor signal. (WPE3NF)

**Canada**—CKFX, Vancouver, 6080 kc., listed as 10 watts, is a real challenge for DX'ers. Try for it around 0300 with news, 0305 with pop records, 0320 with CKWX Headlines. (DXRA)

CFVP, *Voice of the Prairies*, Calgary, 6030 kc., is another rarely reported station. It carries Eng. to the N. W. Territory from 0830 to 1200. (DG)

*Radio Canada* offers a program guide monthly. Send your request to the International Service, P. O. Box 6000, Montreal, Canada. (DH)

**Ceylon**—The Commercial Service of *R. Ceylon*, 15,265 kc., continues to be well reported in its S. Asian "Early-Morning" show at 2030. Catch the tuning signal from 2025 and "Strike Up The Band" at 2030. (GK)

*Radio Ceylon* relays the VOA on 6075 kc. at 0700-1300. (DW)

**China**—Chinghail, 9457 kc., is heard in native language at 0700-0900. Other Peking stations have been noted on 11,820, 11,975, and 9064 kc. at the same time, and on 9620 kc. at 0905. (WPE6AA)

### SHORT-WAVE ABBREVIATIONS

BBC—British Broadcasting Corp.  
 B/C—Broadcasting  
 Eng.—English  
 ID—Identification  
 kc.—Kilocycles  
 kw.—Kilowatts  
 R.—Radio  
 s/off—Sign-off  
 s/on—Sign-on  
 VOA—Voice of America  
 xmsn—Transmission from station  
 xmtr—Transmitter used by station

**Congo Republic**—*R. Brazzaville*, 21,500 kc. (new), is noted at 0830-1015, dual to 17,720 kc. English news is given at 0930. (WPE4F1, WPE6AA)

The 11,725-kc. outlet can be heard in Eng. at 1730-1755 for Africa and Asia and at 2015-2100 for N. & S. America, dual to 11,970 kc. They are reportedly doing their verifying with new cards. (PB)

**Costa Rica**—TIDCR (reported also as TIRICA), San Jose, 9620 kc., is using two slogans: *La Voz de la Victor* and *R. Internacional de Costa Rica*. It was checked around 2110. (WPE4EB, WPE9KM)

TIQ, *R. Casino*, Puerto Limon, 5960 kc., is noted with Latin and American music at 0030-0102. (WPE0JJ)

**Cuba**—COBZ, *R. Salas*, Havana, has been varying from 9025 kc. to 9030 kc. and as high as 9068 kc. It is audible from 1830 to 0000 with good signals. Programs are mostly music,

GET ON THE AIR  
for Business or Fun

TRANSMIT AND RECEIVE


ONLY \$37.50  
KIT

NO EXAMINATION  
No Tests Required\*

### With this New CITIZENS BAND Transceiver Kit!

AS DESCRIBED IN THE MARCH, 1959 ISSUE OF RADIO & TELEVISION NEWS

- ✓ COMPLETE WITH ALL PARTS, CRYSTALS, TUBES, PUNCHED CHASSIS, ETC.
- ✓ SOCKETS AND SMALL PARTS RIVETED TO CHASSIS FOR QUICK-E-Z CONSTRUCTION
- ✓ ONLY FINEST PARTS—NO SURPLUS.
- ✓ COMPLETE REPRINT INSTRUCTIONS FROM RADIO & TV NEWS.
- ✓ ALL YOU NEED IS SOLDERING IRON, SCREWDRIVER AND PLIERS.
- ✓ INSTRUCTIONS FOR MAKING YOUR OWN ANTENNA.



With Cover as Shown,  
Add \$2.95 Each.

- ✓ RADIO & TV NEWS SAYS: "Even with 5 watts, it is perfectly capable of transmitting and receiving over distances of 3000 miles or more when Old Mother Nature has the ionosphere in good working order."

- ✓ SIMPLE TO OPERATE: VOLUME, TUNING AND TRANSMITTER/RECEIVER SWITCHES.

Only \$39.95

2 OR MORE — \$37.50 EACH  
IF YOU WISH, PAY JUST

\$500 DOWN, \$500 PER MO.

\*You must be U.S. Citizen over 18 years of age. Simply fill out FCC form 505. (Form included.)



WORLD'S MOST PERSONALIZED ELECTRONIC SUPPLY HOUSE

**World Radio**  
LABORATORIES  
PH-2 0277

3415 W. BROADWAY COUNCIL BLUFFS IOWA

Please rush your  FREE Catalog... Enclosed is my check or money order for  one,  two Transceiver Kit(s).

NAME: \_\_\_\_\_

ADDRESS: \_\_\_\_\_

CITY & STATE: \_\_\_\_\_

PE9

commercials, and announcements in Spanish. The medium-wave outlet on 830 kc. is often heard during the evenings in northern states. (WPE9DK, WPE0AE)

**COCY, R. Rebelde**, Havana, has moved from 11,750 kc. to 6450 kc. and is heard at 1900-0000. (WPE4FI)

**Dominican Republic**—HI8Z, R. Santiago, Santiago de los Caballeros, has moved from 6140 to 6075 kc. and is noted around 2000 with music and commercials. (WPE0JJ)

**Ecuador**—Ondas del Volante, Azogues, 6140 kc., has been monitored at 2200-2230 with non-stop Latin and old American jazz, and to 2259 with Andean music. Two ascending chimes were noted at 2259 followed by a brief vocal selection. The s/off was at 2302. (DXRA)

**Germany**—Deutsche Welle, Cologne, 11,795 and 9640 kc., has Eng. at 2130-2150 daily. Eng-

### Write Us Again!

Your Editor would like to get in touch with the following readers but return addresses were not included with their letters:

|                 |               |
|-----------------|---------------|
| Jack Carr       | Ray Myers     |
| Gordon Levine   | Curtis Schild |
| Lawrence Luser  | Tom Watson    |
| Fritz Markworth |               |

lish/German lessons begin at 2140. (WPE2AIQ)

**India**—Madras is operating on 15,365 kc. (new) at 1845-1915 with programs in Tamil. (WPE4FI)

**Israel**—Israel B/C Service, Jerusalem, has been testing on 11,845 kc. at 1600 and urgently requests reports. (WPE8GB, WPE9KM)

**Ivory Coast**—Abidjan has been found on 7215 kc., dual to 4940 kc., at 1730 with final ID in French. This one is only 1 kw. but the signal is good. The schedule has apparently been extended. (WPE3NF)

**Malaya**—BBC Far East Station, Singapore, 9690 kc., is tuned from 1115 to 1147 s/off with program details, commentary, and forum. (WPE0AE)

**Netherlands**—R. Nederland, Hilversum, operates in Eng. to N. A. at 1615-1655 (except Sundays) on 17,775, 15,220, and 11,730 kc., and at 2130-2210 (except Sundays when "Happy Station Program" is broadcast) on 11,730, 9590, 6025 kc. (WPE2AIQ, WPE9DN, WPE9LF, WP)

**New Zealand**—ZL2, Wellington, 9540 kc., is heard well at 0100-0300 with music and news in English. (WPE5CN)

**Panama**—HP5J, La Voz de Panama, Panama City, 9606 kc., has returned to the air after a long absence. It was noted at 0700 and from 2000 to 2205/close. Announcements are all Spanish. (WPE3HP, WPE4EB, WPE4FI)

**HOLA**, Colon, 9505 kc., can be tuned at 2115-2215 with music programs and many commercials. (MS)

**Peru**—OAX4T, R. Nacional del Peru, Lima, has moved from 15,130 to 15,152 kc. and is noted at 1600-0000. (WPE4FI)

**Portugal**—R. Lisboa, Lisbon, 17,895 kc., has Eng. news at 1248-1255; music follows to 1300/close in English. (DXRA)

**Portuguese Guinea**—CQM, Bissau, has been

noted on 7948 kc. with male and female vocals at 1751-1759. The ID followed and the anthem was presented from 1800 to 1802 s/off. The 3974-kc. channel is inactive. Present schedule: 1600-1800 daily; 0800-0900 Sundays only. (WPE1BM)

**Solomon Islands**—VQO2, Honiara, Vavaya Ridge, 5960 kc., is being heard well from 0259 s/on to 0535 s/off; children's show at 0300, request records at 0330, BBC news at 0415, local news at 0430. (WPE7AT, WPE0JJ, MK)

**Tibet**—According to information from two broadcasting operators living in Northern India, no regular broadcasting service exists in Tibet. Only a Chinese Army xmt'r is active from time to time near Lhasa, and that station varies between 9210 and 9245 kc. (WRH)

**Tunisia**—Tunis is not currently operating on the short waves. An Arabic station noted on 7110 kc. at 0145-0300 may be Rabat, Morocco, 7111 kc., actually scheduled to operate to 0400. Another Arabic station noted on 4810 kc. is the fifth harmonic of Tunis on 962 kc. (URDXC)

**USA**—The Dept. of Commerce, National Bureau of Standards, is conducting a survey of users of the technical radio broadcast services of WWV and WWVH. For a questionnaire,

### SHORT-WAVE CONTRIBUTORS

Jerry Berg (WPE1BM), W. Hartford, Conn.  
Daniel Mersel (WPE2AIQ), Frenchtown, N. J.  
Richard Murocft (WPE3HP), Pittsburgh, Pa.  
George Cox (WPE3NF), New Castle, Del.  
Royston Lawson (WPE4EB), Murfreesboro, Tenn.  
Maxey Irwin (WPE4FB), Sparta, Tenn.  
Roger Legge (WPE4FI), McLean, Va.  
Arno Feltner (WPE5CN), New Braunfels, Texas  
Stewart MacKenzie, Jr. (WPE0AA), Long Beach, Calif.  
Don Beebe (WPE7AT), Seattle, Wash.  
Richard England (WPE8FI), Columbus, Ohio  
Ken Boord (WPE8GB), Morgantown, W. Va.  
Chris Pinn (WPE9DK), Lockport, Ill.  
J. P. Arendt (WPE9DY), Aurora, Ill.  
A. R. Niblack (WPE9KM), Vincennes, Ind.  
Ray Bohnenshiehl (WPE9LF), Collinsville, Ill.  
John Beaver (WPE0AE), Pueblo, Colo.  
Gerry Dexter (WPE0JJ), Waterloo, Iowa  
Howard Bachman, Jr. (HB), Wilmington, Del.  
Paul Buer (PB), Harrison, N. Y.  
David Gerns (DG), Fairfax, Va.  
Dave Haley, Jr. (DH), Jamaica Plain, Mass.  
Glen Kippel (GK), Denver, Colo.  
Mike Kander (MK), Dayton, Ohio  
William Pugh, Jr. (WP), Charleston, W. Va.  
Alan Roth (AR), Bridgeport, Conn.  
Martin Schneider (MS), Watertown, N. Y.  
Dan Wilt (DW), Barberton, Ohio  
DX Radio Association (DXRA)  
Universal Radio DX Club (URDXC)  
World Radio Handbook (WRH)


write to F. W. Brown, Director of Boulder Laboratories, Boulder, Colorado. (DH)

**Vatican City**—Vatican Radio can be heard on 15,120 kc. from 1315 s/on to 1330 s/off, dual to 9646 and 11,685 kc. (WPE0AE)

**Venezuela**—YVKX, La Voz de la Patria, Caracas, is heard well in English on 3305 kc. at 2130-2230 with "Night Beat." The news is read at 2200. Jim Davission, announcer, requests that reports be sent to Apt. 2797, Caracas. (AR)

**Utility**—Standard frequency station BPV is presumed to be located in China, in or near Shanghai. Although it has been heard on 5000, 10,000, and 15,000 kc. for over a year, few details are actually known about this particular station. (WRH)

# Brand New!



Special to our readers for only...

As a man who is seriously interested in hi-fi, you will certainly want to be among the first to take advantage of this new and important test record. It will enable you to know your system inside-out. As a result, your listening enjoyment will be even greater than ever before.

Here are some of the questions this record will answer for you!

- ✓ How good is my stylus? Is it worn? Will it damage my records?
- ✓ What about my stereo cartridge? Does it have enough vertical compliance so that it won't ruin my expensive stereo records?
- ✓ Is my turntable running at the right speed? Is it free of rumble, wow, and flutter?
- ✓ What sort of standing waves do I get in my listening room?
- ✓ Are my speakers hooked up correctly? Are they phased properly, and is the correct speaker connected to the right stereo channel?
- ✓ How perfectly is my system equalized?
- ✓ What about separation? Is it adequate?

You'll get on-the-spot-answers to these and many other questions when you use this Stereo-Monophonic Test Record. It's the most complete test record of its kind—contains the widest range of essential check-points ever incorporated into one test disc! And, best of all, you need no expensive test equipment when you use this record! Just listen and get the thorough results you want—*all checks can be made by ear!*

As a man who is seriously interested in hi-fi, you can immediately see the ex-

traordinary 2-way value you get from this special test record. First, it guides you in evaluating the quality of reproduction your equipment now produces. Second, it specifies the adjustments necessary to get the best recorded sound you have ever heard! Add up the advantages! Check the special low price! This is easily the best value of the year for everyone who owns a hi-fi system—either monophonic or stereo!

**Supply limited—Order your Test Record for just \$1 now!**

This stereo-monophonic test record will only be sold to you by mail, at the special reader-price of just \$1. You can be sure that it comes as close to perfection as is humanly possible, because the editors of *Electronics World*—leading technical magazine in the field of electronics—have poured their accu-

- Special Features of ELECTRONICS WORLD 7" Stereo-Monophonic Test Record**
- Four bands for stereo checks only—plus three bands for checking stereo or monophonic equipment!
  - Made of top-quality virgin vinyl for long wear!
  - Specially-reinforced center resists wear!
  - Delivered in special polyethylene envelope—dust and dirt are sealed out!
  - Fully-guaranteed!

culated know-how into this project for a period of many, many months. But the supply is limited, so it will have to be *first-come, first-served!* Avoid disappointment—place your order right now. Fill in and mail the coupon, together with your check (\$1 per record) *today!*

**POPULAR ELECTRONICS • P. O. Box 8, New York 8, N. Y.**

Please send me \_\_\_\_\_ test records at \$1 each. My check (or money order) for \$ \_\_\_\_\_ is enclosed. I understand that you will pay the postage and that each record is fully guaranteed.

Name \_\_\_\_\_ Please print

Address \_\_\_\_\_

City \_\_\_\_\_ Zone \_\_\_\_\_ State \_\_\_\_\_

**SORRY—no charges on C.O.D. orders!**

E9

# TV PICTURE TUBES AT LOWEST PRICES

|         |         |        |         |        |         |       |         |
|---------|---------|--------|---------|--------|---------|-------|---------|
| 10BP4   | \$ 7.95 | 16WP4  | \$12.00 | 17TP4  | \$17.00 | 21EP4 | \$13.50 |
| 12LP4   | 8.50    | 16PT4  | 9.95    | 19AP4  | 16.00   | 21FP4 | 14.50   |
| 14B/CP4 | 9.95    | 17AVP4 | 12.50   | 20CP4  | 13.50   | 21WP4 | 14.00   |
| 16DP4   | 12.00   | 17BP4  | 9.95    | 20HP4  | 14.50   | 21YP4 | 14.50   |
| 16EP4   | 12.75   | 17CP4  | 17.00   | 21AP4  | 22.10   | 21ZP4 | 13.50   |
| 16GP4   | 14.50   | 17GP4  | 17.60   | 21ALP4 | 15.75   | 24CP4 | 23.50   |
| 16KP4   | 9.95    | 17HP4  | 12.50   | 21AMP4 | 15.75   | 24DP4 | 24.50   |
| 16LP4   | 10.95   | 17LP4  | 11.50   | 21ATP4 | 15.75   | 27P4  | 39.95   |
| 16RP4   | 9.95    | 17QP4  | 9.95    | 21AUP4 | 15.75   | 27RP4 | 39.95   |

### 1 YEAR WARRANTY

Aluminized Tubes \$5.00 more than above prices. Prices include the return of an acceptable similar tube under vacuum. These tubes are manufactured from reprocessed used glass bulbs. All materials including the electron gun are brand new.

ALL PRICES FOB CHICAGO, ILLINOIS. Deposit required. When old tube is not returned, refundable at time of return. 25% deposit required on COD shipments. Old tubes must be returned prepaid. Tubes shipped Rail Express.

WRITE FOR COMPLETE LIST

**—PICTURE TUBE OUTLET—**  
3032 MILWAUKEE AVE., CHICAGO 18, ILLINOIS  
Dickens 2-2048

use the solder  
that most  
set makers  
use!



## KESTER SOLDER

Make sure your soldering's the best... use the best—KESTER SOLDER. Send for FREE 16-page book that tells you how!

### KESTER SOLDER COMPANY

4275 Wrightwood Avenue • Chicago 39, Illinois  
OVER 60 YEARS' EXPERIENCE IN SOLDER AND FLUX MANUFACTURING

# INVENTORS

Send for  
**PATENT INFORMATION**  
Book and  
**INVENTOR'S RECORD**  
without obligation  
**GUSTAVE MILLER**  
99-PE WARNER BUILDING  
WASHINGTON 4, D. C.

**REGISTERED PATENT  
ATTORNEY**  
ASSOCIATE EXAMINER  
U.S. PAT. OFF. 1922-1929  
Patent Attorney & Advisor  
U. S. NAVY DEPT. 1930-1947  
**PATENT LAWYER**

## ENGINEERING DEGREES



**E.E. Option Electronics or Power  
Degree Courses in Liberal Arts  
& Bus. Admin.**  
Also Earned through Home Study  
Pacific International College of  
Arts & Sciences  
Primarily a correspondence School  
Resident classes also available  
5719-W Santa Monica Blvd.  
Hollywood 38, California



## LOOK

NO FURTHER... IF YOU'RE  
UNHAPPY WITH "HI" HI-FI  
PRICES. WRITE FOR OUR  
UNUSUAL AUDIO CATALOG.  
KEY ELECTRONICS CO.  
120-B Liberty St., N. Y. 6

## FCC R.A.C.E.S. RULE CHANGE

The availability of 7 and 14 mc. frequencies for the Radio Amateur Civil Emergency Service will make communications for civil defense operations possible in states now unable to obtain coverage using the 80-meter band. Thus, R.A.C.E.S. will be able to conduct drills without taking too much channel time from non-R.A.C.E.S. amateurs.

Part 12, Section 12.231(a) of the FCC Rules is being amended as follows:

(a) The following tabulation indicates the frequencies and frequency bands, within the regularly allocated amateur frequency bands, which are available for use by stations in the Radio Amateur Civil Emergency Service. These frequencies and frequency bands may be used, on a non-exclusive basis (stations authorized in the Amateur Radio Service may also, pursuant to the provisions of Section 12.111, use these frequencies or frequency bands until such time as national conditions require discontinuance of regular amateur operations), by the classes of radio amateur civil emergency stations or units of such stations indicated, and only with the types of emission shown in the right-hand column.

(1) For use only by authorized stations or units of such stations which are operated under the direct supervision of duly designated and responsible officials of the civil defense organization:

| Frequency band         | Authorized emission    |
|------------------------|------------------------|
| 1800-1825 kc. (Note 1) | 0.1A1, 1.1F1, 6A3      |
| 1975-2000 kc. (Note 1) | 0.1A1, 1.1F1, 6A3      |
| 3500-3510 kc.          | 0.1A1, 1.1F1           |
| 3990-4000 kc.          | 0.1A1, 1.1F1, 6A3, 6F3 |

NOTE 1. Use of frequencies in the band 1800-2000 kc. is subject to the priority of the Loran system of radionavigation in this band and to the geographical, frequency, emission, and power limitations contained in Section 12.111 of the rules governing amateur radio stations and operators (Subpart A of this part). The use of these frequencies by stations authorized to be operated in the Radio Amateur Civil Emergency Service shall not be a bar to expansion of the radionavigation (Loran) service, and such use shall be considered temporary in the sense that it shall remain subject to cancellation or to revision, in whole or in part, without hearing, whenever the Commission shall deem such cancellation or revision to be necessary or desirable in the light of the priority within this band of the Loran system of radionavigation.

(2) For use by all authorized stations in the continental United States only: (Not available in Alaska, Hawaii, the territories or possessions of the United States.)

| Frequency band             | Authorized emission    |
|----------------------------|------------------------|
| 3510-3516 kc.              | 0.1A1, 1.1F1           |
| 3516-3550 kc. (Note 2)     | 0.1A1, 1.1F1           |
| 3984-3990 kc.              | 0.1A1, 1.1F1, 6A3, 6F3 |
| 7097-7103 kc.              | 0.1A1, 1.1F1           |
| 7103-7125 kc. (Note 2)     | 0.1A1, 1.1F1           |
| 7245-7255 kc. (Note 2)     | 0.1A1, 1.1F1, 6A3, 6F3 |
| 14,047-14,053 kc.          | 0.1A1, 1.1F1           |
| 14,220-14,230 kc. (Note 2) | 0.1A1, 1.1F1, 6A3, 6F3 |
| 21,047-21,053 kc.          | 0.1A1, 1.1F1           |

NOTE 2. The availability of the frequency bands 3516-3550 kc., 7103-7125 kc., 7245-7247 kc., 7253-7255 kc., 14,220-14,222 kc. and 14,228-14,230 kc. for use during periods of actual civil defense emergency is limited to the initial 30 days of such emergency unless otherwise ordered.

(3) For use by all authorized stations:

| Frequency or frequency bands | Authorized emission                    |
|------------------------------|--|
| 3997 kc. (Note 3)            | 0.1A1, 6A3                             |
| 28.55-28.75 mc.              | 0.1A1, 6A3, 6F3, 6A4                   |
| 29.45-29.65 mc.              | 0.1A1, 1.1F1, 6A3, 6A4, 40F3           |
| 50.35-50.75 mc.              | 0.1A1, 6A2, 6F2, 6A3, 6F3, 6A4         |
| 53.30 mc. (Note 3)           | 40F3                                   |
| 53.35-53.75 mc.              | 0.1A1, 1.1F1, 6A2, 6F2, 6A3, 6A4, 40F3 |
| 145.17-145.71 mc.            | 0.1A1, 1.1F1, 6A2, 6F2, 6A3, 6A4, 40F3 |
| 146.79-147.33 mc.            | 0.1A1, 1.1F1, 6A2, 6F2, 6A3, 6A4, 40F3 |
| 220-225 mc.                  | 0.1A1, 1.1F1, 6A2, 6F2, 6A3, 6A4, 40F3 |

NOTE 3. For use in emergency areas when required to make initial contact with military units; also, for communication with military stations on matters requiring coordination.




*Chart your course in the exciting, ever-changing world of ELECTRONICS . . . with the brand-new edition of*  
**YOUR CAREER IN ELECTRONICS!**

On sale September 10th at your favorite newsstand, or use coupon below today!

Here's your chance to explore the field of the future—Electronics! YOUR CAREER IN ELECTRONICS sums up the wonderful array of opportunities open to you, with informative articles, colorful charts, helpful tips...all geared to your own needs.

You'll enjoy learning about:

- YOUR FUTURE IN ELECTRONICS
- ELECTRONIC CAREERS IN COMPUTERS, ARMED FORCES, AUTOMATION, PATENT LAW, STANDARD MEASUREMENTS, and much, much more
- HOW TO PLAN YOUR CAREER...SCHOOLING...JOB HUNTING
- HOW TO MAKE MONEY IN SPARE-TIME ELECTRONICS
- And many more authoritative, helpful features



Pick up your copy of the 1960 Edition  
of YOUR CAREER IN ELECTRONICS  
September 10th at your newsstand  
or radio parts store—or order by mail  
using handy coupon below. Only \$1.00

Ziff-Davis Publishing Company  
Department PE 99  
434 S. Wabash Avenue  
Chicago 5, Illinois

Please send me a copy of the 1960 YOUR CAREER IN ELECTRONICS. I enclose \$1.00, the cost of YOUR CAREER IN ELECTRONICS, plus 10¢ to cover mailing and handling charges. (Canada and Foreign, \$1.25 plus 10¢ postage).

NAME \_\_\_\_\_

ADDRESS \_\_\_\_\_

CITY \_\_\_\_\_ ZONE \_\_\_\_\_ STATE \_\_\_\_\_



## BUILD YOUR OWN AMATEUR TRANSMITTER!

**I'M SOLD ON VIKING GEAR-WHAT TRANSMITTER ARE YOU GOING TO BUY?**

**I WANT THE "RANGER" OR "VALIANT" BOTH ARE BAND-SWITCHING 160-10!**

**ANOTHER FEATURE, BOTH DRIVE ANY OF THE POPULAR KILOWATT TUBES!**

**BOTH ARE EFFECTIVELY TVI SUPPRESSED AND OPERATE BY BUILT-IN VFO OR CRYSTAL CONTROL!**

**LATER SAY! STEP BY STEP INSTRUCTIONS! EVERYTHING IS SUPPLIED!**

**THE "RANGER" RATES AT 75 WATTS CW INPUT. 6.5 PHONE. THE "VALIANT" IS RATED AT 2.75 WATTS CW AND 55B - 200PHONE. BOTH FEATURE TIMED SEQUENCE KEYING. AND THE "VALIANT" HAS SPEECH CLIPPING, MODULATION LIMITING, AND "PUSH-TO-TALK."**

**MAIL TODAY FOR YOUR FREE CATALOG**

**E. F. JOHNSON COMPANY**  
2714 Second Ave., S. W., Waseco, Minnesota

Name \_\_\_\_\_

Address \_\_\_\_\_

City \_\_\_\_\_ State \_\_\_\_\_

## ASSEMBLE YOUR OWN WALKIE-TALKIE RADIOPHONES

### New Model for 27 mc Citizens Band

**Electronic Chassis ONLY \$18<sup>98</sup> post-paid**

- Meets FCC requirements for new class "D" citizens band radio-telephone.
- License easily obtained on application by any U. S. citizen 18 years or over. No tests to take.
- Transmits and receives one to several miles depending on obstructions and elevation.
- Assembled unit is completely portable and requires no external connections. Operates from self contained batteries obtainable at your local radio store.
- Electronic chassis is wired, tested, guaranteed and includes crystal controlled oscillator, R.F. power amplifier, audio modulator, receiver with R.F. stage, and a new transistorized audio booster stage for extra loud reception plus a complete set of tubes and transistor.
- Radio receiver is tunable to any of the 22 channels by a single control knob. Features ultra-high amplification, automatic volume control and noise clipping.
- Instructions and photographs are supplied with each chassis for completing the walkie-talkie as illustrated. Accessories are not included but are available at low cost.

FREE R.F. power indicator kit with each order.  
SEND YOUR ORDER TODAY. INCLUDE POSTAL MONEY ORDER FOR FAST DELIVERY. C.O.D.'s REQUIRE \$5.00 DEPOSIT. N. Y. City residents add sales tax.

**SPRINGFIELD ENTERPRISES**  
Box 54-E-9 Springfield Gardens 13, N. Y.

## ADVERTISER'S INDEX Popular Electronics

| ADVERTISER                               | PAGE                         |
|--|------------------------------|
| Alpha Wire Co.                           | 114                          |
| Allied Radio                             | 18, 19, 36                   |
| Arkay                                    | 133                          |
| Audio Devices, Inc.                      | 3                            |
| Audiogersh Corp.                         | 34                           |
| Bailey Technical Schools                 | 22                           |
| Berkeley Enterprises, Inc.               | 138                          |
| Blonder-Tongue Laboratories              | 10                           |
| Burgess Battery Company                  | 20                           |
| Capitol Radio Engineering Institute      | 15                           |
| Century Electronics Co., Inc.            | 112, 113                     |
| Christy Trades School                    | 110                          |
| Citizens Electronics Co.                 | 126                          |
| Cleveland Institute of Radio Electronics | 29                           |
| Components Corp.                         | 122                          |
| Coyne Electrical School                  | 11, 123                      |
| Cutick Electronics HI-FI Radio and Parts | 128                          |
| DeVry Technical Institute                | 7                            |
| EICO                                     | 38, 40                       |
| Electronic Organ Arts, Inc.              | 120                          |
| Electronics Schools                      | 118                          |
| Electrophono & Parts Corp.               | 137                          |
| Garfield Co., Inc. Oliver                | 23                           |
| General Cement Mfg. Co.                  | 120                          |
| Globe Electronics                        | 129                          |
| Consat                                   | 114                          |
| Grantham School of Electronics           | 17                           |
| Gray High Fidelity Division              | 26                           |
| Greenlee Tool Co.                        | 131                          |
| Grove Electronic Supply Company          | 145                          |
| Halco Electronics                        | 134                          |
| Heath Company                            | 104, 105, 106, 107, 108, 109 |
| Hershel Radio Co.                        | 24                           |
| Indiana Technical College                | 128                          |
| Instructograph Company                   | 128                          |
| International Correspondence Schools     | 13                           |
| International Crystal Mfg. Co., Inc.     | 2nd Cover                    |
| Jensen Industries, Inc.                  | 24                           |
| Jesse Jones Box Corp.                    | 145                          |
| Johnson & Co.                            | 135, 144                     |
| Kessler Sales                            | 134                          |
| Kester-Solder Company                    | 142                          |
| Key Electronics Co.                      | 142                          |
| Kuhn Electronics                         | 126                          |
| Lafayette Radio                          | 32, 33                       |
| Lektron                                  | 117                          |
| McGraw-Hill Book Co.                     | 118                          |
| Micro Electron Tube Co.                  | 16                           |
| Midway Company                           | 122, 126                     |
| Miller, Gustave                          | 142                          |
| Milwaukee School of Engineering          | 121                          |
| Moss Electronics, Inc.                   | 148, 3rd Cover, 4th Cover    |
| National Radio Institute                 | 115, 116, 127                |
| National Schools                         | 25                           |
| New World Laboratories                   | 124                          |
| North American Phillips Co., Inc.        | 12                           |
| Pacific International College            | 142                          |
| Paco Electronics Co., Inc.               | 14                           |
| Palmer, Joe                              | 145                          |
| Phila. Wireless Technical Institute      | 138                          |
| Picture Tube Outlet                      | 142                          |
| Popular Electronics Beginner's Luck      | 130                          |
| Popular Electronics Classics             | 110                          |
| Popular Electronics Direct Sales         | 126                          |
| Popular Electronics Subscription         | 124                          |
| Popular Electronics Upcoming Contents    | 141                          |
| Port Arthur College                      | 134                          |
| Progressive "Edu-Kits" Inc.              | 37                           |
| RCA Institutes, Inc.                     | 27                           |
| Rad-Tel Tube Co.                         | 21                           |
| Radio Shack                              | 39                           |
| Rek-O-Kut                                | 119                          |
| Rigo Shows                               | 122                          |
| Rinehart & Co., Inc.                     | 125                          |
| Sherwood Electronic Laboratories         | 5                            |
| Sonic, Inc.                              | 30                           |
| Sonofone Company                         | 31                           |
| Sprayberry Academy of Radio-Television   | 31                           |
| Springfield Enterprises                  | 144                          |
| Stereo Disk                              | 35                           |
| "TAB"                                    | 145                          |
| Tri-State College                        | 134                          |
| Tru-Vac Electric Company                 | 111                          |
| U. S. Army                               | 103                          |
| University Loudspeakers, Inc.            | 131                          |
| Valparaiso Technical Institute           | 124                          |
| Vanguard Electronic Labs.                | 145                          |
| Van Nostrand Co., D.                     | 9                            |
| Video Electric Company                   | 28                           |
| Western Radio                            | 120, 124, 128, 134, 138      |
| World Radio Laboratories                 | 139                          |
| Your Career in Electronics               | 143                          |

**POPULAR  
ELECTRONICS**

# BARGAIN BASEMENT

SAVE ON THESE SPECIAL BUYS OF THE MONTH

## EXPERIMENTERS AMATEURS HOBBYISTS

We are again reducing a large inventory of brand new vacuum tubes and this "get-acquainted" offer is limited to the stock on hand. All tubes in each assortment are different, and every tube is brand-spanking new.

- 10 electron tubes including 3" cathode ray tube only... \$1.95
  - 15 including 5" CRT... \$2.95 20 including 7" CRT... \$3.95
- All three of the above assortments for just... \$7.95

Order early and we will include in your assortment a special high voltage rectifier and famous WE-717-A tubes. Your order will be sent via insured parcel post; just pay postman postage plus small COD charge. We have many unbelievable values in government electronic surplus, much of it for sale at prices representing mere pennies on the dollar of cost.

WRITE FOR FREE GOVERNMENT SURPLUS BARGAIN BULLETIN

**JOE PALMER**

P. O. Box 6188 CCC

Sacramento, California

## ONE CENT SALE Buy One At Our Regular Low Price And Get The Second For Only 1c More

**CITIZENS BAND TRANSMITTER** (27 MC) chassis complete with crystal. \$9.99 ea. two for \$10.00.  
**TRANSMITTER** similar to above but with 5 watt RF stage instead of 1 watt. \$12.49 ea. two for \$12.50.

**CITIZENS BAND RECEIVER** chassis tunable through all 22 channels. Complete with audio amplifier. \$9.99 ea. two for \$10.00.  
**AMATEUR BAND TRANSCEIVER** (144-148 MC) chassis with dual VHF triodes for walkie-talkie radiophone. \$9.99 ea. two for \$10.00.  
**COILED CORD** 4 conductor 11' telephone cord. Extends to over 4 ft. .99 ea. two for \$1.00.

**KIT OF PARTS** for AM-FM VHF radio receiver. Tunable from 80-200 mc. which includes U.S. satellite frequencies. \$6.99 ea. \$4.00 for \$7.00.  
**SUPER SPECIAL:** 25 watt, 30 to 40 mc. crystal controlled FM radiophone mobile transmitter with 8 tubes and dynamotor power supply. 14'c. cost over \$300.00. Can be converted to Citizens Band. Used good condition \$24.99 ea. two for \$25.00 F.O.B. Hollis N.Y.

LIMITED QUANTITY—NO LITERATURE OR CATALOG  
Remit in full. Include sufficient postage. No C.O.D.'s

**VANGUARD ELECTRONIC LABS.** Box 12-E9  
Hollis, 23, N.Y.

## DOUBLE-VALUE TRANSISTOR SALE!!

- |                                 |                                   |
|---------------------------------|-----------------------------------|
| 2N234 ..... 2 for \$2.89        | 2N255 ..... 2 for \$2.99          |
| 2N464 ..... 2 for 2.99          | 2N256 ..... 2 for 2.99            |
| 2N107 ..... 2 for 1.35          | CK72 ..... 2 for 1.35             |
| CK722 ..... 2 for 1.35          | 5B100 S. Barrier ..... 2 for 3.89 |
| AO1 S. Barrier ..... 2 for 2.49 | 2N180 ..... 2 for 1.49            |
| 2N109 ..... 2 for 1.49          | 2N170 ..... 2 for 1.49            |
| 2N35 ..... 2 for 1.49           | 2N554 ..... 2 for 2.49            |
| GT761 ..... 2 for 2.79          | CK760 ..... 2 for 2.79            |
| 2N136 ..... 2 for 2.99          | 2N138 ..... 2 for 2.99            |

- Kit of 25 Assorted Tubular Bypass Condensers..... Only \$ .25
- Kit of 30 Assorted 25-50-100 Watt Resistors..... Only \$ .99
- Varicap High Q Voltage Variable Capacitor..... Only \$1.39
- 3 to 30mmf-1 to 500 Megacycles—Peak 200 Volts—Herm. Sealed
- 6 Transistor Portable Radio Kits with Cabinet..... Only \$21.95
- 4 Transistor Portable Radio Kits with Cabinet..... Only \$14.95

**GROVE ELECTRONIC SUPPLY COMPANY**

4103 W. BELMONT AVE. CHICAGO 41, ILLINOIS  
Include postage with money order—Send for bargain flyer.

## New Guaranteed Silicon 500MA Rectifiers Complete Range RMS-ACV Input! Up to 150° C. Operating Temperature

| rms/piv | rms/piv | rms/piv | rms/piv | rms/piv |
|---------|---------|---------|---------|---------|
| 35/50   | 70/100  | 140/200 | 210/300 | 280/400 |
| 36¢     | 54¢     | 63¢     | 81¢     | 99¢     |

Use in Bridge or C.T. up to 750ma DC  
Buy Qty's Deduct 2% on \$10 Orders  
Postpaid 48 states orders \$10


Send 25¢ for Bonus Catalog 87-10

"TAB" 111PV LIBERTY ST. N. Y. 6, N. Y.

## YOUR COPIES OF POPULAR ELECTRONICS ARE VALUABLE



KEEP THEM  
NEAT... CLEAN  
... READY FOR  
INSTANT REFERENCE!



Now you can keep a year's copies of POPULAR ELECTRONICS in a rich-looking leatherette file that makes it easy to locate any issue for ready reference.

Specially designed for POPULAR ELECTRONICS, this handy file—with its distinctive, washable Kivar cover and 16-carat gold leaf lettering—not only looks good but keeps every issue neat, clean and orderly. So don't risk tearing and soiling your copies of POPULAR ELECTRONICS—always a ready source of valuable information. Order several of these POPULAR ELECTRONICS


volume files today. They are \$2.50 each, postpaid—3 for \$7.00, or 6 for \$13.00. Satisfaction guaranteed or your money back. Order direct from.

**JESSE JONES BOX CORP., Dept. PE**

Box 5120

(Established 1843)

Philadelphia 41, Pa.



# ELECTRONICS MARKET PLACE

RATE: 50¢ per word. Minimum 10 words prepaid. November issue closes September 3rd. Send order and remittance to POPULAR ELECTRONICS, 1 Park Ave., New York 16, N. Y.

## FOR SALE

**FREE** Fluorescent Lighting Bargain Catalog—Easily assembled kits; repair parts; fixtures. Shoplite, 650 E. Franklin, Nutley 10, New Jersey.

**AMAZINGLY** Sensitive Pocket Size Radio Receives Police, Aircraft, Amateur, Fire and other Emergency Calls Plus FM and TV Broadcast. Compete Plans and Instructions \$1.50. Audio Research, Box 107, Glenview, Illinois.

**MOBILE** Hi-Fi, Features, F-M A-M Convertors, Tape Recorders, Etc., Send \$5.00 for Illustrated Booklet, Ekeradio, 650 N. Fair Oaks, Pasadena, California.

**15 TESTED** One-tube circuits—25¢, with Transistor experiments, catalog. Laboratories, 1131-L Valota, Redwood City, California.

**20-WATT** 40-80 CW Transmitters \$25.00. Wired, tested, with tubes. Postpaid with remittance. Jackson Electronics, 1605 South Raleigh, Denver 19, Colorado.

**GOVERNMENT** Surplus Receivers, Transmitters, Snooperscopes, Parabolic Reflectors, Picture Catalog 10¢. Meshna, Malden 48, Mass.

**TRADE-IN** Television Sets \$9.95 Plus Shipping. Jones TV, Sanatoga, Pa.

**TELEVISION & Radio Tubes, Parts and Supplies.** Guaranteed. Hi-Quality Tube Co., Inc., 284 Lafayette St., Rahway, New Jersey.

**TUBES**—TV, Radio, Transmitting and Industrial Types at Sensibly Low Prices. New, Guaranteed 1st Quality Top Name Brands Only. Write for Free Catalog or Call WALKER 5-7000. Barry Electronics Corp., 512 Broadway, New York 12N, N. Y.

**DIAGRAMS** for repairing radios \$1.00, Television \$2.00. Give make, model. Diagram Service, Box 672-PE, Hartford 1, Conn.

**RADIO & TV Tubes** at Manufacturers Prices! 100% Guaranteed! Brand New! No re-bands or pulls! United Radio, Box 1000, Newark, N. J.

**FM TUNERS**, 88-108 megacycles, 4 tubes complete, \$14.95. Grutman, 1 E. 167 St., N. Y. 52, N. Y.

**PRINTED** circuit board for one transistor radio, parts list, assembly instructions \$1.00 postpaid. Also special boards custom made. Electronic Aids, Box 137, Stamford, Conn.

**SIX** transistor, plus diode and thermistor pocket radio complete with battery, earphone, and attachable antenna only \$26.95. Leather case \$1.50 extra. Tropical Enterprise, Box 44168, Miami 44, Florida.

**CITIZENS** Band Walkie-Talkie. A jewel of a precision manufacturing and advanced design. Complete five tube circuit in a three pound package. 1.5 transmitter. Super sensitive receiver with AVC and ANL. Aluminum case. Telescoping antenna. Complete schematic and plans. \$2.00. Electronics Chassis Kit \$15.95. Complete kit \$34.95, wired and tested \$49.95. Send 10¢ for detailed information or order now—money back if not satisfied. Dixon Electronics, 13444 West McNichols, Detroit 35, Mich.

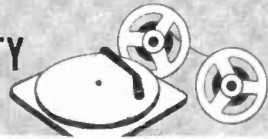
**BARGAIN** parts kit M102—Fabulous Assortment—20 pounds, 50 items, \$50 value for \$3.00. (Add Postage.) MDC, 944 W. Tioga Street, Phila. 40, Pa.

## WANTED

**CASH** Paid! Sell your surplus electronic tubes. Want unused, clean transmitting, special purpose, receiving, TV types, magnetrons, klystrons, broadcast, etc. Also want military & commercial lab test and communications gear. We swap too, for tubes or choice equipment. Send specific details in first letter. For a fair deal write, wire or telephone: Barry, 512 Broadway, New York 12, N. Y. WALKER 5-7000.

**CASH** for used short-wave Ham Receivers, Transmitters and Accessories. Treger, W91VJ. 2023 N. Harlem Ave., Chicago 35, Uxedo 9-6429.

## HIGH-FIDELITY



**RECORDERS**, Hi Fi. Free Wholesale Catalogue. Carston, 125-P East 88, N.Y.C. 28.

**DISGUSTED** with "HI" Hi-Fi Prices? Unusual discounts on your High Fidelity Requirements. Write Key Electronics, 120 Liberty St., New York 6, N. Y. Evergreen 4-6071.

**UNUSUAL** values. HiFi Components, tapes and tape recorders. Send for package quotations. Stereo Center, 18 W. 37 St., N. Y. C.

## TAPE & RECORDERS

**HIGHEST** Trade-In Allowances Toward Ampex, Concertone, Crown, Ferrograph, Presto, Pentron, Components. Accessories. Catalog. Boynton Studio, 10-PE Pennsylvania, Tuckahoe, N. Y.

**TAPE** Recorders, Hi-Fi Components, Sleep Learning Equipment, Tapes. Unusual Values. Free Catalog. Dressner, 69-02F, 174 St., Flushing 65, N. Y.

**RECORDERS**, Tapes, HiFi Components, Four Track Stereo Replacement Heads. Catalogue, EFSCO, 270-P Concord, West Hempstead, N. Y.

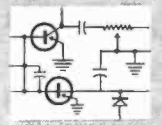
## PLASTICS

**NEW** Liquid Casting Plastic, clear colors. Embed real flowers, minerals, biological specimens, delicate instruments, electronic parts. Also cold-setting resin and fiberglass for laminating, casting, molding, coating. Manual 25¢. Castolite, Dept. K-108, Woodstock, Illinois.

## BUSINESS OPPORTUNITIES

**RADIO** Parts Stores and Hi-Fi Salons! Someone "borrowing" your personal copy of Popular Electronics each month? You ought to be taking advantage of Popular Electronics' convenient re-sale plan. Sell copies in your store . . . perform a good service for your customers . . . with no risk involved. For details, write: Direct Sales Department, Popular Electronics, One Park Avenue, New York 16, New York.

## INSTRUCTION



**ELECTRONIC** And Aeronautical Engineering Technology. Two Year Courses. Bachelor of Science Degree in three years. Northrop Institute in Southern California prepares you for highly paid positions in Aviation and Electronic industries. Employment assistance during school and after graduation. Approved for Veterans. Write for free catalog. Northrop Institute of Technology, 1183 Arbor Vitae, Inglewood 1, California.

Always say you saw it in—POPULAR ELECTRONICS

**BOOKS 10¢**—all subjects—catalog 10¢. Cosmic, Clayton 2-3, Ga. **COMPLETE** Correspondence Course in Radio, TV, & Electronics. Only 12 sections. Includes 1st Class License Prep. Very Low rates. Ascot School of Electronics, Box 29092, Los Angeles 29, Calif.

**CODE** learned forever in minutes with amazing memory aid. \$1. McKenzie Enterprises, Box 245, Palo Alto, California.

**SPECIAL offer**, complete correspondence course in Radio, Electronics and Television. All new material. Only \$49.50. Formerly sold for over \$300.00. 44 books, over 2000 pages. Limited supply. For details write Dept. PE, Electronics Training, P. O. Box 764, Pittsburgh 30, Pennsylvania.

**DETECTIVE Profession**. Home Study. Badge, Certificate, Future. Box 41197-AG, Los Angeles 41, California.

**USED Correspondence Courses**, Educational Books Bought, Sold, Rented. Catalog. Vernon, Summerville, Ga.

**ALGEBRA or Calculus**, Powerful Modern Mathematics, Easy Practical Lessons, First Four \$1, Mathco, 4256-8 Minmor, Cincinnati 17, Ohio.

## PATENTS

**SAVE High Fees**. Apply for your patent yourself. New Kit now makes it easy. Free "Registration Form." Miss Clare Arduin, 806 Wm. Penn Annex, Philadelphia 5, Penna.

## INVENTIONS WANTED

**INVENTIONS wanted**. Patented: unpatented. Global Marketing Service, 2420 77th, Oakland 5, Calif.

## SHOPPING GUIDE *Classified*

A HANDY REFERENCE TO PRODUCTS AND SERVICES NOT NECESSARILY ELECTRONIC, BUT OF WIDE GENERAL INTEREST.

## STAMPS & COINS

**105 DIFFERENT U.S. stamps 25¢**. Approvals included. Shelron, Box 907-E, New York 8, N. Y.

## BUSINESS OPPORTUNITIES

**VENDING Machines**—No Selling. Operate a route of coin machines and earn amazing profits. 32-page catalog free. Parkway Machine Corporation, Dept. 12, 715 Ensor St., Baltimore 2, Md.

**MAKE \$25-\$50 Week**, clipping newspaper items for publishers. Some clippings worth \$5.00 each. Particulars free. National, 81-DG, Knickerbocker Station, New York City.

**WE Pay \$4.50 lb. dried**. Grow Mushrooms. Cellar, shed and outdoors. Spare, full time, year round. We pay \$4.50 lb. Free Book. Mushrooms, Dept. 334, 2954 Admiral Way, Seattle, Wash.

**EARN extra money** selling advertising book matches. Free samples furnished. Matchcorp, Dept. MD-99, Chicago 32, Illinois.

**CORRESPONDENTS** needed for special assignment coverage. Credentials and instructions furnished at low cost. Write: Wadsworth, 1821 East Street, Pittsburgh 12R, Pa.

**OPERATE Profitable mail order business!!** Write: Bond, 1637-X, West Vernon, Phoenix, Arizona.

**EARN Money At Home** raising fishworms for us! Backyard, garage, basement. We buy your crop! Inquire: Oakhaven-103, Cedar Hill, Texas.

## EMPLOYMENT INFORMATION

**FOREIGN Employment Information**—\$1. Parks, Box 1665A, Lake City, Seattle 55, Wash.

**JOBS Overseas!** Janeczek Development Co., 109 Hub Station, New York 55, N. Y.

**AMERICAN Overseas Jobs**. High Pay. Men. Women. Transportation Paid. Free Information. Write: Transworld, Dept. NS, 200 West 34th St., New York 1.

## LEATHERCRAFT

**FREE "Do-It-Yourself" Leathercraft Catalog**. Tandy Leather Company, Box 791—D31, Fort Worth, Texas.

## PHOTOGRAPHY—FILM EQUIPMENT, SERVICES

**OPTICAL Bargains**—Request Free Giant Catalog "CJ." 96 pages—Astronomical Telescopes, Microscopes, Lenses, Binoculars, Kits, Parts. Amazing war surplus bargains. Edmund Scientific Co., Barrington, New Jersey.

## MISCELLANEOUS

**BECOME Tax Consultant**. Graduates earn \$1,000-\$3,000 every tax season preparing returns evenings. State approved. Union Institute, Lakewood 3C, N. J.

**SONGPOEMS And Lyrics Wanted!** Mail to: Tin Pan Alley, Inc., 1650 Broadway, New York 19, N. Y.


**"WINEMAKING: Beer, Ale Brewing."** Illustrated. \$2.00. Eaton Books, Box 1242-C, Santa Rosa, California.

**BARGAIN**—12 ball pens \$1. Free gift. W. Gill, 89-20 74 Ave., Brooklyn 27, N. Y.

**RADIO T. V. Amateur Repairs**. New 3 $\frac{3}{4}$ " x 5 $\frac{3}{4}$ " 6 Transistor Pocket Radios completely assembled in case with speaker and ear jack. Need slight adjustment. Retail for \$39.95. Parts Value \$14.00. \$7.50 each. 3 for \$21.00. 25% Deposit on all C.O.D.'s. Postage prepaid on advance payment. Cees Trading Co., Inc., 1344 S. Halsted, Chicago 7, Ill.

## SAY YOU SAW IT IN POPULAR ELECTRONICS

# SHIPPED ON APPROVAL NO MONEY WITH ORDER — NO C. O. D.



SUPERIOR'S  
NEW  
MODEL 83

## C.R.T. TESTER

Tests and Rejuvenates ALL PICTURE TUBES

### ALL BLACK AND WHITE TUBES ALL COLOR TUBES

From 50 degree to 110 degree types  
—from 8" to 30" types.

● Model 83 is not simply a rehashed black and white C.R.T. Tester with a color adapter added. Model 83 employs a new improved circuit designed specifically to test the older type black and white tubes, the newer type black and white tubes and all color picture tubes. ● Model 83 provides separate filament operating voltages for the older 6.3 types and the newer 8.4 types. ● Model 83 employs a 4" air-damped meter with quality and calibrated scales. ● Model 83 properly tests the red, green and blue sections of color tubes individually—for each section of a color tube contains its own filament, plate, grid and cathode. ● Model 83 will detect tubes which are apparently good but require rejuvenation. Such tubes will provide a picture seemingly good

but lacking in proper definition, contrast and focus. To test for such malfunction, you simply press the rej. switch of Model 83. If the tube is weakening, the meter reading will indicate the condition. ● Rejuvenation of picture tubes is not simply a matter of applying a high voltage to the filament. Such voltages improperly applied can strip the cathode of the oxide coating essential for proper emission. The Model 83 applies a selective low voltage uniformly to assure increased life with no danger of cathode damage.

Housed in handsome portable Saddle Stitched Texon case—complete with sockets for all black and white tubes and all color tubes. Only

**\$38<sup>50</sup>**


Model 83—C.R.T. Tube Tester

Total Price ..... **\$38.50**

Terms: \$8.50 after 10 day trial, then \$6.00 monthly for 5 months if satisfactory. Otherwise return, no explanation necessary.

## Superior's New Model TV-50A GENOMETER

### 7 Signal Generators in One!



- ✓ R.F. Signal Generator for A.M.
- ✓ Bar Generator
- ✓ R.F. Signal Generator for F.M.
- ✓ Cross Hatch Generator
- ✓ Audio Frequency Generator
- ✓ Color Dot Pattern Generator
- ✓ Marker Generator

This versatile All-Inclusive GENERATOR Provides ALL the Outputs for Servicing:

A.M. Radio • F.M. Radio • Amplifiers • Black and White TV • Color TV

Model TV-50A GENOMETER, ...

Total Price ..... **\$47.50**

Terms: \$11.50 after 10 day trial, then \$6.00 monthly for 6 months if satisfactory. Otherwise return, no explanation necessary.

**R. F. SIGNAL GENERATOR:** The Model TV-50A Genometer provides complete coverage for A.M. and F.M. alignment. Generates Radio Frequencies from 100 Kilacycles to 60 Megacycles on fundamentals and from 60 Megacycles to 180 Megacycles on powerful harmonics.

**VARIABLE AUDIO FREQUENCY GENERATOR:** In addition to a fixed 400 cycle sine-wave audio, the Model TV-50A Genometer provides a variable 300 cycle to 20,000 cycle peaked wave audio signal.

**BAR GENERATOR:** The Model TV-50A projects an actual Bar Pattern on any TV Receiver Screen. Patterns will consist of 4 to 16 horizontal bars or 7 to 20 vertical bars.

**CROSS HATCH GENERATOR:** The Model TV-50A Genometer will project a cross-hatch pattern on any TV picture tube. The pattern will consist of non-shifting, horizontal and vertical lines interlaced to provide a stable cross-hatch effect.

**DOT PATTERN GENERATOR (FOR COLOR TV)** Although you will be able to use most of your regular standard equipment for servicing Color TV, the one addition which is a "must" is a Dot Pattern Generator. The Dot Pattern projected on any color TV Receiver tube by the Model TV-50A will enable you to adjust for proper color convergence.

**MARKER GENERATOR:** The Model TV-50A includes all the most frequently needed marker points. The following markers are provided: 189 Kc., 262.5 Kc., 456 Kc., 600 Kc., 1000 Kc., 1400 Kc., 1600 Kc., 2000 Kc., 2500 Kc., 3579 Kc., 4.5 Mc., 5 Mc., 10.7 Mc., (3579 Kc. is the color burst frequency).

The Model TV-50A comes absolutely complete with shielded leads and operating instructions. Only

**\$47<sup>50</sup>**

# USE APPROVAL FORM ON NEXT PAGE ►

We invite you to try before you buy any of the models described on this and the following pages. If after a 10 day trial you are completely satisfied and decide to keep the Tester, you need send us only the down payment and agree to pay the balance due at the monthly indicated rate.

## NO INTEREST OR FINANCE CHARGES ADDED!

If not completely satisfied, you are privileged to return the Tester to us, cancelling any further obligation.

MOSS ELECTRONIC, INC.

Dept. D-655 3849 Tenth Avenue, New York 34, N. Y.



# TRY FOR 10 DAYS

before you buy!

then if satisfactory pay in easy, interest free, monthly payments. See coupon below.



**Model 82A—Tube Tester**  
Total Price ..... \$36.50

Terms: \$6.50 after 10 day trial, then \$6.00 monthly for 5 months if satisfactory. Otherwise return, no explanation necessary.

Superior's New  
Model 82A

A truly do-it-yourself type

## TUBE TESTER

TEST ANY TUBE IN 10 SECONDS FLAT!

- 1 Turn the filament selector switch to position specified.
- 2 Insert it into a numbered socket as designated on our chart (over 600 types included).
- 3 Press down the quality button—

**THAT'S ALL!** Read emission quality direct on bad-good meter scale.

**FEATURES:**

- Tests over 600 tube types.
- Tests OZ4 and other gas-filled tubes.
- Employs new 4" meter with sealed air-damping chamber resulting in accurate vibrationless readings.
- Use of 22 sockets permits testing all popular tube types and prevents possible obsolescence.
- Dual Scale meter permits testing of low current tubes.
- 7 and 9 pin straighteners mounted on panel.
- All sections of multi-element tubes tested simultaneously.
- Ultra-sensitive leakage test circuit will indicate leakage up to 5 megohms.

Production of this Model was delayed a full year pending careful study by Superior's engineering staff of this new method of testing tubes. Don't let the low price mislead you! We claim Model 82A will outperform similar looking units which sell for much more—and as proof, we offer to ship it on our examine before you buy policy.

Model 82A comes housed in handsome, portable, Saddle-Stitched Texon case. Only.... **\$36<sup>50</sup> Net**



**Model TW-11—Tube Tester**  
Total Price ..... \$47.50

Terms: \$11.50 after 10 day trial, then \$6.00 monthly for 6 months if satisfactory. Otherwise return, no explanation necessary.

Superior's  
New Model  
TW-11

## STANDARD PROFESSIONAL TUBE TESTER

- Tests all tubes, including 4, 5, 6, 7, Octal, Lockin, Hearing Aid, Thyatron, Miniatures, Sub-miniatures, Novals, Subminars, Proximity Fuse Types, etc.

- Uses the new self-cleaning Lever Action Switches for individual element testing. All elements are numbered according to pin-number in the RMA base numbering system. Model TW-11 does not use combination type sockets. Instead individual sockets are used for each type of tube. Thus it is impossible to damage a tube by inserting it in the wrong socket.

- Free-moving built-in roll chart provides complete data for all tubes. Printed in large easy-to-read type.

**NOISE TEST:** Phono-jack on front panel for plugging in either phones or external amplifier detects microphonic tubes or noise due to faulty elements and loose internal connections.

**EXTRAORDINARY FEATURE SEPARATE SCALE FOR LOW-CURRENT TUBES** Previously, on emission-type tube testers, it has been standard practice to use one scale for all tubes. As a result, the calibration for low-current types has been restricted to a small portion of the scale. The extra scale used here greatly simplifies testing of low-current types.

Housed in hand-rubbed oak cabinet **\$47<sup>50</sup> Net**

We invite you to try before you buy any of the models described on this page, the preceding page and the following pages. If after a 10 day trial you are completely satisfied and decide to keep the Tester, you need send us only the down payment and agree to pay the balance due at the monthly indicated rate.

**NO INTEREST OR FINANCE CHARGES ADDED!**

If not completely satisfied, you are privileged to return the Tester to us, cancelling any further obligation.

**SEE OTHER SIDE**

CUT OUT AND MAIL TODAY! ▶

MOSS ELECTRONIC, INC.

Dept. D-655 3849 Tenth Ave., New York 34, N. Y.

Please send me the units checked on approval. If completely satisfied I will pay on the terms specified with no interest or finance charge added. Otherwise, I will return after a 10 day trial positively cancelling all further obligation.

- |   |   |
|---|---|
| <input type="checkbox"/> Model 83 Total Price \$38.50<br>\$8.50 within 10 days. Balance \$6.00 monthly for 5 months.      | <input type="checkbox"/> Model 82A Total Price \$36.50<br>\$6.50 within 10 days. Balance \$6.00 monthly for 5 months. |
| <input type="checkbox"/> Model TV-50A Total Price \$47.50<br>\$11.50 within 10 days. Balance \$6.00 monthly for 6 months. | <input type="checkbox"/> Model 77 Total Price \$42.50<br>\$12.50 within 10 days. Balance \$6.00 monthly for 5 months. |
| <input type="checkbox"/> Model TW-11 Total Price \$47.50<br>\$11.50 within 10 days. Balance \$6.00 monthly for 6 months.  | <input type="checkbox"/> Model 79 Total Price \$38.50<br>\$8.50 within 10 days. Balance \$6.00 monthly for 5 months.  |

Name .....

Address .....

City ..... Zone ..... State .....

All prices net, F.O.B., N. Y. C.

# SHIPPED ON APPROVAL NO MONEY WITH ORDER — NO C.O.D.

## Superior's New Model 77 **VACUUM TUBE VOLTMETER** WITH NEW 6" FULL-VIEW METER

Compare it to any peak-to-peak V. T. V. M. made by any other manufacturer at any price.



**Model 77—VACUUM TUBE VOLTMETER.** Total Price . . . \$42.50  
Terms: \$12.50 after 10 day trial, then \$6.00 monthly for 5 months if satisfactory. Otherwise return, no explanation necessary.

- Extra large meter scale enables us to print all calibrations in large easy-to-read type.
- Employs a 12AU7 as D. C. amplifier and two 9006's as peak-to-peak voltage rectifiers to assure maximum stability. • Meter is virtually burn-out proof. The sensitive 400

**AS A DC VOLTMETER:** The Model 77 is indispensable in Hi-Fi Amplifier servicing and a must for Black and White and color TV Receiver servicing where circuit loading cannot be tolerated.

**AS AN ELECTRONIC OHMMETER:** Because of its wide range of measurement leaky capacitors show up glaringly. Because of its sensitivity and low loading, Intermittents are easily found, isolated and repaired.

**AS AN AC VOLTMETER:** Measures RMS values if sine wave, and peak-to-peak value if complex wave. Pedestal voltages that determine the "black" level in TV receivers are easily read.

micro-ampere meter is isolated from the measuring circuit by a balanced push-pull amplifier. • Uses selected 1% zero temperature coefficient resistors as multipliers. This assures unchanging accurate readings on all ranges.

### SPECIFICATIONS

- DC VOLTS—0 to 3/15/75/150/300/750/1,500 volts at 11 megohms input resistance.
- AC VOLTS (RMS)—0 to 3/15/75/150/300/750/1,500 volts. • AC VOLTS (Peak to Peak)—0 to 8/40/200/400/800/2,000 volts.
- ELECTRONIC OHMMETER—0 to 1,000 ohms/10,000 ohms/100,000 ohms/1 meg-ohm/10 megohms/100 megohms/1,000 meg-ohms. • DECIBELS: -10 db to +18 db, +10 db to +38 db, +30 db to +58 db. All based on 0 db = .006 watts (6 mw) into a 500-ohm line (1.73v).
- ZERO CENTER METER—For discriminator alignment with full scale range of 0 to 150/5/75/150/375/750 volts at 11 megohms input resistance.

Comes complete with operating instructions, probe leads, and streamlined carrying case. Operates on 110-120 volt 60 cycle. Only **\$42.50**

## SUPERIOR'S NEW MODEL 79 **SUPER-METER** WITH NEW 6" FULL-VIEW METER

A Combination VOLT-OHM MILLIAMMETER

Plus CAPACITY, REACTANCE, INDUCTANCE & DECIBEL MEASUREMENTS  
Also Tests SELENIUM & SILICON RECTIFIERS, SILICON & GERMANIUM DIODES

The model 79 represents 20 years of continuous experience in the design and production of SUPER-METERS, an exclusive SICO development. It includes not only every circuit improvement perfected in 20 years of specialization but, in addition includes those services which are "musts" for properly servicing the ever-increasing number of new components used in all phases of today's electronic pro-

duction. For example with the Model 79 SUPER-METER you can measure the quality of selenium and silicon rectifiers and all types of diodes — components which have come into common use only within the past five years, and hence the latest SUPER-METER necessarily required extra meter scale. SICO used its new full-view 6-inch meter.

### SPECIFICATIONS:

- D.C. VOLTS: 0 to 7.5/15/75/150/750/1,500. • A.C. VOLTS: 0 to 15/30/150/300/1,500/3,000. • D.C. CURRENT: 0 to 1.5/15/150 Ma. 0 to 1.5/15 Amperes. • RESISTANCE: 0 to 1,000/100,000 Ohms, 0 to 10 Megohms. • CAPACITY: .001 to 1 Mfd., 1 to 50 Mfd. • REACTANCE: 50 to 2,500 Ohms. 2,500 Ohms to 2.5 Megohms. • INDUCTANCE: 15 to 7 Henries, 7 to 7,000 Henries. • DECIBELS: -6 to +18, +14 to +38, +34 to +58. The following components are all provided for QUALITY at appropriate test po-

tentials. Two separate BAD-GOOD scales on the meter are used for direct readings. All Electrolytic Condens from 1 MFD to 1000 MFD. All Germanium Diodes. All Selenium Rectifiers. All Silicon Diodes. All Silicon Rectifiers.

Model 79 comes complete with operating instructions, test leads, and streamlined carrying case. Use it on the bench—use it on calls. Only **\$38.50**

# TRY FOR 10 DAYS BEFORE you buy! THEN if satisfact

pay in easy, interest free, monthly payments. See coupon inside.

We invite you to try before you buy any of the models described on this and the preceding pages. If after a 10 day trial you are completely satisfied and decide to keep the Tester, you need send us only the down payment and agree to pay the balance due at the monthly indicated rate. (See other side for time payment schedule details.)

## NO INTEREST OR FINANCE CHARGES ADDED!

If not completely satisfied, you are privileged to return the Tester to us, cancelling any further obligation.

## SEE OTHER SIDE

CUT OUT AND MAIL TODAY!

FIRST CLASS

Permit No. 61430

New York, N. Y.

VIA AIR MAIL

BUSINESS REPLY CARD

No Postage Stamp Necessary if Mailed in the U. S.

POSTAGE WILL BE PAID BY —

MOSS ELECTRONIC, INC.

3849 TENTH AVENUE

NEW YORK 34, N. Y.