

# POPULAR ELECTRONICS

MAY  
1957

35  
CENTS

## Small Boats Use New DF Technique

(see p. 35)



### Make Your Own:

- Hi-Fi Rumble/Scratch Filter
- Electronic Worm Digger

E-27-15512-18  
LOUIS HOFFART  
18108 WINDWARD  
CLEVELAND OHIO



# IF PRICE IS AN OBJECT...

You must see National's brand new NC-188—a fine quality, general coverage receiver of moderate cost and chock full of wanted features including —

- Calibrated electrical bandspread for 10, 11, 15, 20, 40 and 80 meter amateur bands. Separate tuning capacitors and scales for general coverage and bandspread: large, easy-to-read, 12-inch slide-rule dial with combination edge and backlighting. Large tuning knobs.
- Has gang tuned RF amplifier stage for increased sensitivity and image rejection. Separate, temperature compensated High Frequency Oscillator insures stability.
- Receives AM, CW and SSB signals. BFO provided for CW and SSB. Has two IF amplifier stages and two audio stages with tone control; separate antenna trimmer; separate RF and AF gain control; automatic noise limiter; and "S" meter.

COVERAGE: 540 kc to 40 mc in 4 bands.

BAND	GENERAL COVERAGE	BANDSPREAD
A	.54—1.6 mc	3.5— 4.0 mc (80 meters)
B	1.6—4.7 mc	6.9— 7.30 mc (40 meters)
C	4.7—15 mc	14.0—14.35 mc (20 meters)
D	14.0—40 mc	20.4—21.5 mc (15 meters)
		27.0—30 mc (10/11 meters)

- Handsome, two-tone grey metal cabinet with chrome trim. 16-13/16" wide x 10" high x 10-7/8" deep.

For complete specifications see your National distributor or write for catalog.



*tuned to tomorrow*

**National** 

SINCE 1914

Malden 48, Mass.

8 out of 10 U.S. Navy ships use National Receivers.

## SECOND OF **3** NEW FROM NATIONAL

BURTON BROWNE/New York



**ONLY \$15.95\* DOWN**

up to 20 months to pay at most distributors.

\*Suggested price \$159.95

(Slightly higher west of Rockies and outside U. S. A.)

**AT YOUR HAM DISTRIBUTORS NOW!**

**NC-188**



**NATIONAL'S NEW NC-66**  
World's most versatile receiver



**J. E. SMITH**  
President, National Radio Institute. 40 years' experience training men at home for Radio-TV.

*I Will Send You A*  
**SAMPLE LESSON FREE**  
*to show you how easy, practical it is to*  
**Train at Home for Good Radio-Television Jobs**



**America's Fast Growing Industry Offers You Good Pay Plus a Bright Future**

TRAINING plus OPPORTUNITY is the PERFECT combination for ambitious men. Let me send you a sample lesson from my course to prove you can keep your job while TRAINING at home in your spare time for better pay and a brighter future. I will also send my 64-page book to show you that Radio-Television is today's field of OPPORTUNITY for properly trained men.



**Make \$10, \$15 a Week Extra**  
Many men I train fix neighbors' Radios, make extra money, soon after they enroll. Actual equipment you build gives you practical experience.

**Television's Growth is Making More Jobs, Prosperity**

Radio is bigger than ever and television is growing fast. Government, Aviation, Police, Ship, Microwave Relay, Two Way Communications for buses, taxis, railroads are other growing fields for Radio-Television trained men.

**I Trained These Men**

"I have a regular job as a police captain and also have a good spare time Radio and Television service business. Just opened my new showrooms and shop." — C. W. LEWIS, Pensacola, Florida.




**Mail Coupon—Find Out About This Tested Way to Better Pay**

Take NRI training for as little as \$5 a month. Many NRI graduates make more in two weeks than the total cost of my training. Mail coupon today for Actual Lesson and 64-page Book—Both FREE. J. E. SMITH, National Radio Institute, Dept. 7ED4 Washington 9, D.C. Our 40th Year.

"I decided to quit my job and do TV work full time. I love my work and am doing all right. If fellows knew what a wonderful investment NRI is, they would not hesitate." — W. F. KLINE, Cincinnati, Ohio

"Thanks to NRI, I operated a successful Radio repair shop. Then I got a job with WPAQ, later WBOB and now am an engineer for WHPE." — VAN W. WORKMAN, High Point, N. Carolina.

**You Learn by Practicing with Equipment I Send**



Nothing takes the place of practical experience. That's why NRI training is based on LEARNING BY DOING. My training includes kits of parts which you use to build equipment and get practical experience on circuits common to both Radio and Television. Shown at left is the low-power Broadcasting Transmitter you build as part of my Communications Course.



AVAILABLE TO **VETERANS** UNDER G.I. BILLS

**Good for Both—FREE**

Mr. J. E. Smith, President, Dept. 7ED4 National Radio Institute, Washington 9, D.C.  
Mail me Sample Lesson and 64-page Book, FREE. (No salesman will call. Please write plainly.)

Name \_\_\_\_\_ Age \_\_\_\_\_  
Address \_\_\_\_\_  
City \_\_\_\_\_ Zone \_\_\_\_\_ State \_\_\_\_\_  
**VETS** write in date of discharge \_\_\_\_\_  
Approved Member, National Home Study Council

POPULAR ELECTRONICS is published monthly by Ziff-Davis Publishing Company, William B. Ziff, Chairman of the Board (1946-1953), at 64 E. Lake St., Chicago 1, Ill. Entered as second class matter August 27, 1954 at the Post Office, Chicago, Illinois. SUBSCRIPTION RATES: One year U.S. and possessions, and Canada \$4.00; Pan-American Union countries \$4.50, all other foreign countries \$5.00.

# POPULAR ELECTRONICS

## CONTENTS

### FEATURE Articles and Electronic Developments

New DF Technique for Small Boats . . . . .	Eliot Drake	35
Midwife to Dwarf Diodes . . . . .		37
Racing Radio . . . . .	William Carroll	39
Hams in Service Help Their Hobby . . . . .		40
'57 Look in R/C . . . . .	William Winter	51
Stop Those Intermittents . . . . .	Eugene F. Coriell	59
Hellishcopter . . . . .	Carl Kohler	74

### ELECTRONIC Build-It-Yourself Projects

Building the Big Ear . . . . .	Elbert Robberson	43
D.C. Supply for Small A.C./D.C. Motors . . . . .	Carleton A. Phillips	47
Can You Do Better? . . . . . An Intelligence Tester . . . . .	Ed Bukstein	53
"Economy" Oscilloscope Calibrator . . . . .	Richard Graham	55
Building the "Vokar" Superhet . . . . .	Frank H. Tooker	63
Don't Dig Those Crazy Worms . . . . .	R. Wayne Crawford and J. E. Pugh, Jr.	71

### AUDIO and HI-FI Features

"Hardware Store" Hi-Fi Crossover . . . . .	King Murdoch	48
Should It Hiss? Should It Rumble? . . . . .	Leonard Feldman	75
Build Your Own Hi-Fi Filter . . . . .	Leonard Feldman	77
Is Your Head on Straight? . . . . .	H. H. Fantel	87

### Experimenter's Workshop

Mounted Variable Resistors for Experimenters . . . . .	Carl Dunant	54
A "Talking" Mike . . . . .	Clyde D. Adams	58
Crystal Diode Mount . . . . .	Art Trauffer	58
Make Tandem Transistors . . . . .	Carl Dunant	58
2500-Cycle Multivibrator . . . . .	William A. Scism	58
Novel Microphone Utilizes Metal Faucet Connector . . . . .	Art Trauffer	62
Sequential Neon Flasher is Electronic Eye-Catcher . . . . .	William A. Scism	62
Adapter Connects "Tiny Plug" to Standard Phone Jack . . . . .	Art Trauffer	86
Chassis-Drilling Hint . . . . .	Frank H. Tooker	86
Telephone Line Antenna Provides Excellent Reception . . . . .	Serge L. Krauss	86
Make Your Own Professional-Looking Dial Plates . . . . .	B. W. Blachford	88

### Miscellaneous Electronic News

Horror in Brooklyn . . . . .		38
Nosing Its Way 'Round . . . . .		38
Rectifier Goes Flat . . . . .		38
Space Message Expected . . . . .		38
Electronic Brain—Neurotic? . . . . .		42
Skin Thermometer . . . . .		42
TV Keeps Dry Under Water . . . . .		42
What Is It? . . . . .		42
High-Speed Printer Teams Up with Digital Computer . . . . .		60
"Subsea Control" for Boat of Tomorrow . . . . .		67
Twenty-Year Battery . . . . .		67

(Also see page 6 for DEPARTMENTS)

Cover photo by Maynard Frank Wolfe  
Clothes courtesy of Abercrombie & Fitch

Copyright © 1957 by Ziff-Davis Publishing Company.  
All rights reserved.

Average Net Paid Circulation 236,551

MAY 1957

VOL. 6—NUMBER 5

**Publisher**  
OLIVER READ, W1ET1

Managing Editor  
OLIVER P. FERRELL

Technical Editor  
CHARLES S. TEPFER

Feature Editor  
NORMAN EISENBERG

Associate Editors  
HANS H. FANTEL  
MARGARET MAGNA

Contributing Editors  
H. BENNETT L. E. GARNER, JR.  
H. S. BRIER H. POLLACK  
J. T. FRYE R. P. TURNER

Art Editor  
ALFONS J. REICH

Art and Drafting Dept.  
J. A. GOLANEK M. WHELPLEY  
W. K. VAHSING J. A. ROTH

Advertising Director  
L. L. OSTEN

Advertising Manager  
WILLIAM G. McROY

Midwest Adv. Manager  
JIM WEAKLEY

Western Adv. Manager  
JOHN E. PAYNE



Member  
Audit Bureau of  
Circulations



**ZIFF-DAVIS**  
**PUBLISHING COMPANY**  
W. B. ZIFF (1898-1953) FOUNDER

Also Publishers of  
RADIO & TELEVISION NEWS  
Editorial and Executive Offices  
366 Madison Ave., New York 17, N.Y.  
MU 7-8080

**President**  
B. G. DAVIS

Vice-President  
H. J. MORGANROTH

Vice-President  
M. FROELICH

Vice-Pres. & Circ. Dir.  
M. MICHAELSON

Secretary-Treasurer  
G. E. CARNEY

Art Director  
AL GRUEN

**BRANCH OFFICES**  
CHICAGO (1)  
64 E. Lake St., AN 3-5200  
LOS ANGELES (14)  
215 W. 7th St. (Room 412)  
Trinity 8043

**SUBSCRIPTION SERVICE:**  
All communications concerning subscriptions should be addressed to Circulation Dept., 64 E. Lake St., Chicago 1, Ill. Include your old address as well as new—enclosing if possible an address label from a recent issue of this magazine. Allow at least a weeks for change of address.

**CONTRIBUTORS:**  
Contributors are advised to retain a copy of their manuscripts and illustrations. Contributions should be mailed to the New York Editorial Office and must be accompanied by return postage. Contributions will be handled with reasonable care, but this magazine assumes no responsibility for their safety. Any copy accepted is subject to whatever adaptations and revisions are necessary to meet the requirements of this publication. Payment covers all author's, contributor's and contestant's rights, title, and interest in and to the material accepted and will be made at our current rates upon acceptance. All photos and drawings will be considered as part of material purchased.

POPULAR ELECTRONICS



Train in Great Shops of COYNE for better jobs in

# ELECTRICITY - TELEVISION

ELECTRONICS      RADIO—COLOR TV



## TWO TOP OPPORTUNITY FIELDS

Whether 17 or up to 45 years of age, train the Coyne way for a better job and a real future in **ELECTRICITY-ELECTRONICS** or **TELEVISION-RADIO**, fields that offer a world of opportunities. Train on real, full-size equipment at COYNE where thousands of successful men have trained for nearly 60 years—largest, oldest, best equipped school of its kind—established 1899. No advanced education or previous experience needed. Employment service to graduates. **START NOW—PAY LATER**—Liberal Finance Plans and Easy Payment Plans. Also part-time employment help for students. Training in Refrigeration and Electric Appliances can be included.

B. W. COOKE Jr., President

## COYNE ELECTRICAL SCHOOL

FOUNDED 1899

A Technical Trade Institute Operated Not For Profit  
500 S. Paulina Street, Chicago, Dept. 57-71H  
ELECTRICITY • RADIO • TELEVISION • REFRIGERATION • ELECTRONICS

## MAIL COUPON FOR FREE BOOK

Send coupon for 48-page illustrated book "Guide to Careers in Electricity-Electronics and Television-Radio." No cost; no obligation; no salesman will call. Vets and Non-Vets get vital facts now!



B. W. COOKE Jr., President  
COYNE ELECTRICAL SCHOOL  
500 S. Paulina St., Chicago 12, Ill., Dept. 57-71H

Send **BIG FREE** book and details of your training offer. This does not obligate me and no salesman will call. I am interested in:

( ) Electricity-Electronics ( ) Television-Radio

Name \_\_\_\_\_

Address \_\_\_\_\_

City \_\_\_\_\_ State \_\_\_\_\_

COYNE offers  
LOW COST  
**TELEVISION**  
**RADIO - COLOR TV**  
Training in  
Spare Time **AT HOME**



The future is **YOURS** in **TELEVISION!**  
A fabulous field—good pay—fascinating work—a prosperous future in a good job, or independence in your own business!

Coyne brings you **MODERN-QUALITY** Television Home Training; training designed to meet Coyne standards at truly lowest cost—you pay for training only—no costly "put together kits." Not an old Radio Cour. with Television "tacked on." Here is **MODERN TELEVISION TRAINING** including Radio, UHF and Color TV. No Radio background or previous experience needed. Personal guidance by Coyne Staff. **Practical Job Guides** to show you how to do actual servicing jobs—make money early in course. Free Lifetime Employment Service to Graduates.

**COYNE ELECTRICAL SCHOOL**  
A TECHNICAL TRADE INSTITUTE OPERATED NOT FOR PROFIT  
500 S. Paulina Street, Chicago 12, Dept. 57-71H



B. W. COOKE, Jr., President  
Coyne—the Institution behind this training... the largest, oldest, best equipped residential school of its kind. Founded 1899.

## Send Coupon for Free Book

and full details, including easy Payment Plan. No obligation, no salesman will call.



**COYNE Television Home Training Division**  
500 S. Paulina St., Chicago 12, Ill.  
Dept. 57-HT7

Send Free Book and details on how I can get Coyne Quality Television Home Training at low cost and easy terms.

Name \_\_\_\_\_

Address \_\_\_\_\_

City \_\_\_\_\_ State \_\_\_\_\_

# NEW



## GRANCO HIGH FIDELITY FM-AM TUNER

A new adventure in sound from leading sound specialists . . . a most versatile FM-AM tuner of fine quality, designed to provide the best static-free FM as well as AM radio reception by simply "plugging it in" . . . yet, in the Granco tradition of producing much more for much less, **priced lower than any other available tuner.**

More than just a component, this elegantly styled tuner easily connects to any instrument with an amplifier and speaker and affords complete radio listening pleasure . . . FM and AM.

- Exceptional sensitivity and selectivity insure superlative FM and AM reception
- 6 tubes plus selenium rectifier
- Famous Granco coaxial tuner for smooth, sharp, no-interference, drift-free tuning
- Straight A. C. chassis
- A complete package — built-in antennas eliminate installation
- Compact decorator cabinet fits handsomely into any decor

**T-270 FM-AM TUNER only \$5495\***

### TECHNICAL FEATURES

2.5 volts maximum audio output — tuning knob and OFF-AM-FM phono switch knob  
**FM Section:** 5 microvolts sensitivity for 20 db. quieting — 88-108 mc. frequency range — 20-15,000 cycles flat audio frequency response — 220 kc. at 3 db. down selectivity — 1.0% total harmonic distortion for 2.5 volts RMS output — built-in antenna. **AM Section:** 20 microvolts sensitivity per meter (on loop stick) — 535-1650 kc. frequency range — 8 kc. selectivity at 2 times down — 2.5% total harmonic distortion at 1 volt RMS output — built-in antenna.

**T-160 FM TUNER \$3995\***  
(not shown)

\*Prices slightly higher South and West  
**SEE YOUR GRANCO DEALER TODAY!**  
 For additional literature, write




**GRANCO  
PRODUCTS, INC.**  
 36-07 20TH AVE. • LONG ISLAND CITY 5, N. Y.  
 — the leader in FM and UHF

## DEPARTMENTS

Carl & Jerry	John T. Frye	10
Letters from Our Readers		22
POP'tronics Bookshelf		26
McWatts	Carl Kohler	30
Sound Impressions		61
Kit Builder's Korner		68
After Class		80
Tuning the Short-Wave Bands	Hank Bennett	82
The Transmitting Tower	Herb S. Brier	83
Transistor Topics	Lou Garner	89
What's the PE Answer?		96
Tips and Techniques		106

## COMING NEXT MONTH (JUNE)



(ON SALE MAY 21)

An epic event is scheduled for our June issue—construction details on the first household application using the brand-new CBS-Hytron 2N255 power transistor. You can get "room-filling" volume from your portable radio with this power amplifier. Other how-to-build-it items include: a signal tracer with but eight components; a pocket receiver which requires only a short (less than 3') wire antenna; and a transistorized calibrator for the SWL.

Computers are now doing ordinary, everyday jobs—would you like to learn to run one? If clicks, hisses and pops are a part of your hi-fi, they shouldn't be, so we'll tell you what to do about getting rid of them. Do you know how to make GOOD tape recordings? You can find out in the June issue of POP'tronics.

## IN THIS MONTH'S RADIO & TV NEWS (MAY)

Research at the Threshold of Space  
 All About Audio and Hi-Fi (Part 1)  
 Electronics at Redstone Arsenal  
 Transistorized Ultrasonic Generator  
 Transistor Mike Preamps  
 Transistorized Pocket Superhet

# Lafayette CAMERA DIVISION

Direct Imports  
YOU SAVE  
Importer's profits

SAVE  
33 1/3-50%



~~49.50~~ Value!

## PORTABLE 35MM TABLE VIEWER & PROJECTOR

Special  
only  
23.50



Use it as a table viewer or wall projector at home—school—club—sales meeting. Projects a sharp direct view image from color or black and white 35MM slides onto a self-contained 5" x 5" ground glass screen, or, if you wish, project your slides on a light-colored wall or projection screen and enjoy a 10 sq. ft. picture with the same sharp focus. Magazine holds 36 slides that change with the flick of a lever. Compact steel case with carrying handle measures 10" x 7" x 3 1/2" deep. With standard 100-watt projection bulb, F3.5 lens, projection mirror, view screen, on-off switch, line cord and instructions. For 105-115V. A.C.-D.C.

F-276—Shg. wt., 5 lbs. ....Net 23.50

## COMPLETE STEREO CAMERA

- With Flash Unit
- 3D Viewer—Frames
- Leather Case—Straps



Takes 16 single pictures or 8 stereo pairs in color or black and white. Uses standard 127 film. Matched, coated 45MM fixed focus lenses with F9 and F16 stops. Built-in flash synchronization. Shutter cocking lever prevents double exposure. Light weight body covered with black leatherette and trimmed with brushed aluminum. Genuine leather Eveready case with straps. Shpg. wt., 3 lbs.

F-178—Complete Camera and Kit Net 9.95  
Frames for Stereo Viewing.  
F-210—Pkg. of 12.....Net .39

## TWIN-LENS FOCUSING REFLEX

Two F3.5 Coated Lenses  
9 Speeds: to 1/200 Sec!

Precision, coupled focusing of fast F3.5/80 coated lenses with stops to F22, give excellent definition. Built-in flash synchronization (standard PC terminal) and standard cable release socket. Shutter speeds: 1/200, 1/100, 1/50, 1/25, 1/10, 1/5, 1/2, 1 sec. and bulb. Flip of finger crests or closes hood of ground glass viewer with magnifier. Also has built-in sports finder. Rugged, all metal covered case has tripod socket. Takes 12, 2 1/4 x 2 1/4 pictures from standard 120 roll film. Shpg. wt. 4 lbs.

F-205—Less Case.....Net 19.49  
F-206—Leather Eveready Case...Net 3.95  
F-207—Above outfit with Collapsible Flash Gun.....Net 26.39



EXCLUSIVE

## 35MM CAMERA WITH COUPLED RANGE FINDER LAFAYETTE "RANGEFINDER 35"

9 Shutter Speeds . . . to 1/300 Second!

Check these features and compare Lafayette's price with any other brand. Fast F2.8 coated lens and extra-wide lens aperture for brilliant, sharper full color or black and white pictures even in poor light. Sight and focus through combined range-view finder. Fully synchronized at all speeds for class F, M and electronic flash. Speeds from 1 sec to 1/300th. Rapid advance sets shutter, counts exposure and transports film. Built-in delayed action timer. Automatic exposure counter and film stop. Hi-speed rewind with folding lever. Standard accessory shoe on top-film type indicator. PC flash terminal. Takes 20 or 36 exposures. All metal body with brushed chrome trim, black leatherette covering. Shpg. wt., 3 lbs.

F-196—Camera, less Case.....Net 34.95  
F-197—Leather Eveready Case.....Net 3.95  
F-198—Outfit above with Folding BC Flash Gun.....Net 41.85

F2.8 LENS  
Reg. Value  
~~69.50~~  
Only 34.95

## FOLDING BC POCKET FLASH

Unique, pocket size flash gun that folds like a fan to 4" x 2". Efficient 4 1/2" diameter metal reflector has pebbled finish to eliminate hot spots. B-C combination for surefire and high voltage. Molded battery case with built in test lamp, bulb ejector and extension socket. Has adjustable standard shoe to fit all flash accessory clips. Uses standard bayonet base flash bulbs. Exposure guide built-in on rear of case. With cord for PC fitting and condenser. Shpg. wt. 1 lb. F-209—With Leather Case....Net 3.99



Lafayette Radio 165-08 Liberty Ave. JAMAICA 33; N. Y. DEPT. 1E

Please ship following:

- 35mm Viewer 23.50
- REFLEX 19.49
- 35mm Camera 34.95
- FLASH GUN 3.99
- Stereo Outfit 9.95
- CASE 3.95
- Outfit w/Gun & Case..... 41.85
- COMPLETE CATALOG (FREE)

I am enclosing \$.....  
Send C.O.D. I enclose 20% deposit

NAME .....

ADDRESS .....

100 SIXTH AVE.  
NEW YORK, N.Y.

BOSTON 10, MASS., 110 Federal St.  
NEWARK 2 N. J., 24 Central Ave.  
PLAINFIELD, N. J., 139 W. Second St.  
BRONX 58, N. Y., 542 E. Fordham Rd.

# BUILD THE BEST— BUILD ALLIED'S OWN knight-kits®

**LOWEST COST** because our giant buying power passes biggest savings on to you...you do the easy assembly, get professional results, and **SAVE!**

## knight-kits

**EASIEST TO BUILD** because KNIGHT-KIT "Step-and-Chek" instruction manuals are marvels of clarity—it's just like having a good instructor at your side.

## knight-kits

**MONEY-BACK GUARANTEE:** When properly assembled, KNIGHT-KITS fully meet published specifications, or we refund your money.

**EASY TERMS AVAILABLE**

**FREE SUPPLEMENT**  
featuring knight-kits



Send for our special Supplement No. 165 featuring the complete line of KNIGHT-KIT Test Instruments, Hobby, Hi-Fi and Amateur Kits. Send for it today.

### FASCINATING NEW TRANSISTOR KITS

#### knight-kit 10-CIRCUIT TRANSISTOR LAB KIT




Model Y-299 **\$15.45**

Sensational—work with transistors! Assemble the basic parts once, then complete project after project (10 in all), just by plugging leads into proper jacks on printed-circuit board—no wiring changes needed. Make the following: AM radio; amplifier; wireless broadcaster; code practice oscillator; electronic timer, switch, flasher; voice-operated, capacity-operated and photoelectric relays. Includes all parts, 2 transistors, battery, headphone, instructions for projects. Shpg. wt., 3 lbs.

Model Y-299. Net only **\$15.45**

#### knight-kit 2-TRANSISTOR POCKET RADIO KIT



Model Y-262 **\$14.65**

Build this pocket-size, two-transistor radio—enjoy loud, clear broadcast-band reception wherever you go! Completely self-contained with built-in ferrite loop antenna—no external antenna required. Printed-circuit board for easiest assembly. Highly efficient reflex-type circuit operates for months and months on long-life alkaline battery supplied. Super-sensitive miniature earpiece gives remarkably good tone. With all parts, including simulated leather case, earpiece and transistors. 4 x 3 3/4 x 1 3/4". Shpg. wt., 1 1/2 lbs.

Model Y-262. Net only **\$14.65**

#### knight-kit TRANSISTOR RADIO HOBBY KIT



Model Y-765 **\$4.35**

Experiment with the marvel of transistors! Printed circuit mounting board simplifies assembling. Just mount components, solder a few connections and enjoy excellent AM broadcast reception. Compact; fits in palm of your hand; operates from single penlight cell that lasts for months. Complete with all parts, transistor and penlight cell. Easy to assemble. Shpg. wt., 1 lb.

Model Y-765. Net only **\$4.35**

Y-266. Headset and Antenna Kit for above...**\$3.15**

### FOR HOURS OF LISTENING PLEASURE

#### knight-kit "SPACE-SPANNER" BANDSWITCHING RECEIVER KIT



Model Y-243 **\$15.95**

Thrilling 2-band receiver, easy to build—a great value. Bandswitch selects exciting short wave, including amateur, aircraft, police and marine radio (6 to 18 mc), and standard broadcast. Highly sensitive regenerative circuit. Has 4" PM speaker and beam-power output for strong volume. Kit includes calibrated panel, punched chassis, all parts and tubes (less cabinet). Easy to build from step-by-step instruction manual. 7 x 10 1/2 x 6"; for 110-120 v. 50-60 cycle AC or DC. Shpg. wt., 5 lbs.

Model Y-243. Net only **\$15.95**

Y-247. Matching cabinet for above...**\$2.90**

#### knight-kit "OCEAN HOPPER" RECEIVER KIT



Model Y-740 **\$11.75**

Tops for exciting broadcast, long wave and short wave reception. Covers 155 to 35.0 mc with plug-in coils (below). Sensitive regenerative circuit; bandspread; for headphone or speaker use. Complete with all parts, tubes and broadcast band coil (less cabinet). Shpg. wt., 5 lbs.

Model Y-740. Net only **\$11.75**

Y-746. Matching cabinet for above...**\$2.90**

Y-741. Long Wave Coil (155-470 kc) **79c**

Y-742. 1.65-470 kc coil. Y-745. 7-17.5 mc coil } Ea.


Y-743. 2.9-7.3 mc coil. Y-744. 15.5-35 mc coil } 65c

ORDER FROM **ALLIED RADIO** 100 N. WESTERN AVE., CHICAGO 80, ILL.



## FAVORITE HOBBY KITS

### knight-kit 2-WAY INTERCOM SYSTEM KIT



Model  
Y-295  
**\$1475**

Easy to build—ideal for home or office. Consists of Master and Remote unit, each with press-to-talk switch. Remote can be left "open" for distant answering or baby-sitting. In "closed" position, Remote remains private, but can be called and can originate calls. High-gain 2-stage amplifier and 4" PM speakers. Delivers full volume from only a whisper. With tubes and 50-ft. cable. (Up to 200-ft. may be added.) Each unit 4¼ x 6¾ x 4¾"; antique white finish. For AC or DC. Easy to assemble. Shpg. wt., 8 lbs.

Y-295. Net only ..... **\$14.75**

### knight-kit PHOTO-ELECTRONIC RELAY KIT



Model  
Y-702  
**\$1350**

Advanced-design, ultra-sensitive photo-electronic system at low cost. Covers 250 ft. with white light—125 ft. with "unseen" light. Consists of Relay kit and Light Source kit, below. Ideal as announcer, counter, burglar alarm (can be set to ring bell continuously when beam is broken). Hundreds of other uses. SPST relay contacts. 6.3-v. terminals provide power for accessories. For 105-120 v., 50-60 cycle AC. Shpg. wt., 6 lbs.

Model Y-702. Relay kit. Net only ..... **\$13.50**  
Model Y-703. Light Source kit. Net only ..... **\$6.75**

## EXCLUSIVE TEST EQUIPMENT VALUE

### knight-kit "IN CIRCUIT" CAPACITY CHECKER KIT



Model  
Y-119  
**\$1250**

Remarkable unit checks capacitors while they're still wired in the circuit! All you do is press a button—and the "magic eye" shows opens and shorts. Tests opens and

shorts on capacitors of 20 mmf or greater, even if in parallel with a resistance as low as 50 ohms. Complete; easy to build. Shpg. wt., 5 lbs.

Model Y-119. Net only ..... **\$12.50**

## SEND FOR FREE SUPPLEMENT!

SEE ALL THE GREAT KNIGHT-KITS

- 23 Test Instruments
- 17 Fascinating Hobby Kits
- 4 Top Value Hi-Fi Kits
- 5 Great Amateur Kits

SEND FOR IT TODAY



ALL PRICES NET F.O.B. CHICAGO  
**EASY TERMS AVAILABLE**

May, 1957

## BUILD YOUR OWN HI-FI AND SAVE!

### SENSATIONAL knight-kit HI-FI FM TUNER KIT


Model  
Y-751  
**\$3775**



The best-looking, best-performing tuner kit your money can buy. Covers 88 to 108 mc; features AFC (with special disabling feature); pre-adjusted RF coils; pre-aligned IF'S; cascode broadband RF amplifier; drift-compensated oscillator; fly-wheel tuning control; illuminated lucite pointer. Sensitivity is 10 microvolts for 20 db of quieting across entire band. Printed circuit—no critical wiring. Ideal for use with 20-Watt Knight-Kit amplifier below, or any amplifier with phono-tuner switch. Easy to build—a custom Hi-Fi Tuner you'll be proud of! Shpg. wt., 12 lbs.

Model Y-751. Basic FM Tuner Kit. Net only ..... **\$37.75**

### knight-kit 20-WATT HI-FI AMPLIFIER KIT



Model Y-750  
**\$3575**

Ideal for use with above tuner—delivers deluxe Hi-Fi sound. Includes built-in preamp; inputs for magnetic phono, mike, recorder and tuner; record compensator; bass and treble controls, etc. Response: ±1 db, 20-20,000 cps. Distortion: 1% at 20 watts. Outputs: 4, 8, 16, 500 ohms. Chrome-plated chassis, 7 x 13 x 8¾". With all parts, tubes and easy instructions. Shpg. wt., 20 lbs.

Model Y-750. Net only ..... **\$35.75**  
Y-758. Metal enclosure for above; black finish ..... **\$4.15**

## SAVE \$4.00 ON TUNER-AMPLIFIER COMBINATION

SPECIAL—own the FM Tuner plus the 20-watt Amplifier (including metal enclosure) for only \$73.65. Save \$4.00 on this matched combination. Shpg. wt., 32 lbs.

Y-761. Knight-Kit Tuner and 20-Watt Amplifier. Net. **\$73.65**  
Only \$7.37 down on our Easy Pay Plan

## ORDER FROM ALLIED RADIO

ALLIED RADIO CORP., Dept. 079-E7  
100 N. Western Ave., Chicago 80, Ill.

OUR  
36th  
YEAR

Ship me the following KNIGHT-KITS:

Quantity	Model	Description

\$ \_\_\_\_\_ enclosed. For parcel post, include postage (express is shipped collect).

Send me your FREE Supplement No. 165 describing all Knight-Kits.

Name \_\_\_\_\_

Address \_\_\_\_\_

City \_\_\_\_\_ Zone \_\_\_\_\_ State \_\_\_\_\_



Little Jack Horner  
Sat in a corner  
Listening to Hi-Fi

But his speaker was bad  
And he was quite mad  
For the music was naught

LOW nor HIGH



Now Little Jack Horner  
Sits in a corner  
His disposition's much  
sweeter

For the music that swells  
Is as clear as a bell  
From his Twin-Cone  
Norelco Speaker




*Norelco\* J.P.S. Speakers are available in 5", 8" or 12" sizes in standard impedances. Priced from \$6.75 to \$59.98. Blueprints are available for the do-it-yourself enclosure builder. Norelco Enclosures are available in three sizes, priced from \$33.75 to \$119.95.*

ADD TO . . . and improve any sound system with **Norelco®**

\*FULL RESPONSE SPEAKERS

Write today to Dept. N5 for brochure and prices of these unique speakers.

**NORTH AMERICAN PHILIPS CO., INC.**  
230 Duffy Avenue Hicksville, L. I., N. Y.



## "Holes" to the Rescue

IT WAS A PERFECT spring morning for their fishing trip, thought Carl, as he stepped out of his back door and started across the yard to the basement entrance of Jerry's home. While electronics was unquestionably the boys' chief interest, they also engaged in many other activities that took them out-of-doors.

Carl clumped down the basement steps in his hip boots and opened the door to find his fishing partner all dressed for the occasion, even to the battered black felt hat with flies stuck in the band—but the objects on the bench before him looked a lot more like electronic gadgets than fishing tackle. True, Jerry's casting rod was leaning against the wall at the back of the bench, but a wire clipped to the bottom of the rod ran into the back of a little gray, crackle-finished box about 3" x 4" x 5". There were five black knobs on the front of this little cabinet, and a slide rule dial was housed in a bulge at the top. Another coaxial lead came out the rear of the cabinet and went to the back of an a.c.-d.c. broadcast receiver on the bench.

"I thought we were going fishing," Carl said sarcastically.

"I am fishing—for DX," Jerry answered with a teasing grin. "Take a listen."

He turned the large center knob a bit, and a soft Oklahoma drawl came from the speaker of the broadcast set, but the voice was signing a "DL" amateur call that indicated he was operating a G.I. station in Germany.

"How's that for 10-meter reception on an improvised basement whip antenna?" Jerry demanded.

"Slightly terrific, but where's the receiver?"

"Let's see how good your memory is: do you recall the cover picture on the September, 1956, issue of POPULAR ELECTRONICS?"

"Certainly. She had blue eyes, brown hair, was wearing a black, off-the-shoulder dress, and her name was Diane," Carl recited promptly.

"Sometimes I wonder about you," Jerry said darkly. "I wanted you to recall that she was holding one of these Regency ATC-1 transistor ham-band converters and

LET DeVry Tech Prepare You In  
Spare Time At Home As An

# ELECTRONICS TECHNICIAN



**NO PREVIOUS TECHNICAL EXPERIENCE  
OR ADVANCED EDUCATION NEEDED!**

Laborers and bookkeepers, store clerks, shop men, farmers, salesmen — men of nearly every calling — have taken the DeVry Tech program and today have good jobs or service shops of their own in Electronics. You don't have to quit your present job. If you are 17 to 55, see how you may get yourself ready for a future in the fast-growing Electronics field.

Whether you prepare at home or in our well-equipped Chicago or Toronto Laboratories, you get sound, basic training in both principles and practice. At home, you use educational movies. You build actual circuits and test equipment. You read simple directions, follow clear illustrations. When you finish, you are prepared to step into a good job in an excitingly different field. You may even start a service shop of your own. Mail coupon for free facts today.

### Live-Wire Employment Service



Puts you in touch with job opportunities—or helps you toward a better position in the plant where you are now employed.

### Draft Age?

We have valuable information for every man of draft age; so if you are subject to military service, be sure to check the coupon.

### A SAMPLE LESSON

See for yourself how DeVry Tech trains you for real opportunities in Electronics. We'll also give you a free copy of an interesting booklet, "Electronics and YOU."

# FREE



"One of North America's Foremost Electronics Training Centers"



Accredited Member  
of National  
Home Study Council

## DEVRY TECHNICAL INSTITUTE

CHICAGO 41, ILLINOIS

FORMERLY

DEFOREST'S TRAINING, INC.



**AN INDEX  
to a  
BETTER JOB,  
A BRIGHTER  
FUTURE**

Electronics

Radar

Guided  
Missiles

Television

Micro-Waves

Communications

Radio

Industrial  
Electronics

Computers

Automation  
Electronics

Remote Control  
Systems

Broadcasting

Your Own  
Service Shop

**MAIL TODAY FOR FREE FACTS**

### DeVry Technical Institute

4141 Belmont Ave., Chicago 41, Ill., Dept. PE-5-N

Please give me a FREE Sample Lesson and your booklet, "Electronics and YOU."

NAME \_\_\_\_\_ AGE \_\_\_\_\_

STREET \_\_\_\_\_ APT. \_\_\_\_\_

CITY \_\_\_\_\_ ZONE \_\_\_\_\_ STATE \_\_\_\_\_

Check here if subject to military training.

#1090

DeVry Tech's Canadian Training Center is located at  
626 Roselawn Avenue, Toronto 12, Ontario



## TRANSISTOR MANUAL HAS THE FULL STORY

What they are—How they work—Where they are used

Every ham, hobbyist, technician, dealer needs it. You will find this new Transistor Manual is one of the most handy, easy-to-read, useful books on the subject. It tells you about all kinds of transistors—and how to use them. You are brought fully up to date by one of the world's most experienced manufacturers of transistors and other semiconductor products.

The 60 fact-packed pages, illustrated with diagrams, sketches, and circuits, contain these seven important sections—

- Basic Principles of Semiconductors
- How Transistors Are Constructed
- Transistor Applications
- Specifications on G-E Transistors
- Registered RETMA Transistor Types
- Transistor Circuit Diagrams
- Cross Reference Chart for Transistorized Radios

Rush your order for this invaluable transistor book now. Only 50¢. Send coupon, or obtain at your G-E Tube Distributor. Not available in bookstores. *General Electric Co., Semiconductor Products, Electronics Park, Syracuse, N. Y.*

General Electric Company  
Semiconductor Products Dept., Section S8157  
Electronics Park, Syracuse, New York  
Send me the new General Electric Transistor  
Manual—50¢ remittance is enclosed.

NAME .....  
ADDRESS .....  
CITY ..... STATE .....

*Progress Is Our Most Important Product*

**GENERAL  ELECTRIC**

## Carl & Jerry (Continued from page 10)

that there was a story about it inside the magazine."

"I remember the article, but how did you get hold of one?"

"Dad got it for my birthday. I'll admit I had to do a little selling job on him. I explained that it was a 'natural' to permit me to operate mobile without tearing the car receiver apart to bring out filament and plate leads. You see, this little transistor converter is powered by three penlite cells here at the back.

"But I think what really won Dad over was the fact that having such a converter would make it unnecessary to lug my heavy communications receiver up to our lake cottage this year. He really griped about that last summer. Now, when we get up there, I'll just slip this little thirty-ounce job out of the car, take it into the cottage, and run it into this a.c.-d.c. set we always take along, just as I'm doing right now. Then I'll be able to hear every ham band from 80 through 10 in fine style."

"All very interesting," Carl said, "but it's not putting any fish in the skillet. Mom's waiting in the station wagon to haul us to the river."

"Let's go!" Jerry said, as he unfastened the little converter, wrapped it in heavy cloth, and placed it in his tackle box. "I'll just take this along, and if the fish don't bite too voraciously, I'll slip it out of the case and show you how much electronic equipment can be put in a small space these days without crowding."

**I**T WAS ONLY a short drive to the river; and before long the boys had transferred their gear to a sturdy boat, clamped Carl's powerful little outboard motor to the stern, and were heading upstream. They had a long ride ahead of them—they always went up the river until they could no longer see the little forked sticks that were placed at the edge of the bank for use as fishing-pole rests. Carl contended that as long as you saw these sticks you could be pretty sure the river was "fished out." That meant they had to go nearly eight miles up the river to a section hard to reach by any means other than a boat. There was an old abandoned logging road along one bank, but it was too rugged for modern low-slung cars; so this section of river was free of Carl's despised little forked sticks.

To while away the time on the way up the river, Carl got out his little portable transistorized broadcast receiver and set it on the seat cushion beside him. The outboard was well muffled, and the boys enjoyed the music delivered by the powerful

# ARE YOU TOO OLD TO LEARN?

*not at all, scientists say*

New tests show that: your ability to think increases with age; your powers of deduction are greater; your judgment is better.

In the I. C. S. files are thousands of cases of men and women of every age. Their successes, their promotions, their raises prove that men and women past school age can learn!


**I.C.S. GIVES YOU EXPERT GUIDANCE FREE!** Do you have the feeling you're "stuck" in your job? Your trained I. C. S. counselor will appraise your abilities, help you plan for the future.

**IT'S NEVER TOO LATE TO GET STARTED!** You study with I. C. S. at home, in your spare time. There's no interference with business or social activity. Famous I. C. S. texts make learning easy. Don't delay. Pick your field from the coupon below. And mail it today!



## 3 FREE BOOKS

36-page, pocket-size guide to advancement, a gold mine of tips on "How to Succeed." Big catalog outlining opportunities in your field of interest. Also sample lesson (Mathematics).



"I tried studying my work on my own, but I never got the good out of it that came from my I. C. S. Course. My salary has been increased 73.3%!"  
E.L.B.  
Ohio



"I am president of a small corporation. A year ago I enrolled with I. C. S. as the most practical means available to me to learn what I needed."

W.J.A.  
Michigan



"It's been so long since I went to school, I've forgotten much. But now that I'm taking an I. C. S. Course, I have confidence in my ability again."

H.A.R.  
New Jersey

Actual statements. Posed by models.

**For Real Job Security—Get an I. C. S. Diploma! I. C. S., Scranton 9, Penna. Member, National Home Study Council**

## INTERNATIONAL CORRESPONDENCE SCHOOLS



**BOX 99949D, SCRANTON 9, PENNA.**

(Partial list of 257 courses)

Without cost or obligation, send me "HOW TO SUCCEED" and the opportunity booklet about the field BEFORE which I have marked X (plus sample lesson):

- |  |   |  |  |   |
|--|---|--|--|---|
| <p><b>ARCHITECTURE and BUILDING CONSTRUCTION</b></p> <ul style="list-style-type: none"> <li><input type="checkbox"/> Air Conditioning—Refrig.</li> <li><input type="checkbox"/> Architecture</li> <li><input type="checkbox"/> Architectural Interiors</li> <li><input type="checkbox"/> Building Contractor</li> <li><input type="checkbox"/> Building Estimator</li> <li><input type="checkbox"/> Building Maintenance</li> <li><input type="checkbox"/> Carpentry and Mill Work</li> <li><input type="checkbox"/> Heating</li> <li><input type="checkbox"/> Painting Contractor</li> <li><input type="checkbox"/> Plumbing</li> <li><input type="checkbox"/> Reading Arch. Blueprints</li> </ul> <p><b>ART</b></p> <ul style="list-style-type: none"> <li><input type="checkbox"/> Cartooning</li> <li><input type="checkbox"/> Commercial Art</li> <li><input type="checkbox"/> Fashion Illustrating</li> <li><input type="checkbox"/> Magazine Illustrating</li> <li><input type="checkbox"/> Show Card and Sign Lettering</li> <li><input type="checkbox"/> Sketching and Painting</li> </ul> <p><b>AUTOMOTIVE</b></p> <ul style="list-style-type: none"> <li><input type="checkbox"/> Auto Body Rebuilding</li> <li><input type="checkbox"/> Auto Elec. Technician</li> <li><input type="checkbox"/> Auto Engine Tune Up</li> <li><input type="checkbox"/> Automobile Mechanic</li> </ul> | <p><b>AVIATION</b></p> <ul style="list-style-type: none"> <li><input type="checkbox"/> Aeronautical Engineering Jr.</li> <li><input type="checkbox"/> Aircraft &amp; Engine Mechanic</li> </ul> <p><b>BUSINESS</b></p> <ul style="list-style-type: none"> <li><input type="checkbox"/> Advertising</li> <li><input type="checkbox"/> Bookkeeping and Accounting</li> <li><input type="checkbox"/> Business Administration</li> <li><input type="checkbox"/> Business Correspondence</li> <li><input type="checkbox"/> Public Accounting</li> <li><input type="checkbox"/> Creative Salesmanship</li> <li><input type="checkbox"/> Federal Tax</li> <li><input type="checkbox"/> Letter-writing Improvement</li> <li><input type="checkbox"/> Office Management</li> <li><input type="checkbox"/> Professional Secretary</li> <li><input type="checkbox"/> Retail Business Management</li> <li><input type="checkbox"/> Sales Management</li> <li><input type="checkbox"/> Stenographic-Secretarial</li> <li><input type="checkbox"/> Traffic Management</li> </ul> <p><b>CHEMISTRY</b></p> <ul style="list-style-type: none"> <li><input type="checkbox"/> Analytical Chemistry</li> <li><input type="checkbox"/> Chemical Engineering</li> <li><input type="checkbox"/> Chem. Lab. Technician</li> <li><input type="checkbox"/> General Chemistry</li> <li><input type="checkbox"/> Natural Gas Prod. &amp; Trans.</li> <li><input type="checkbox"/> Petroleum Engineering</li> <li><input type="checkbox"/> Plastics</li> <li><input type="checkbox"/> Pulp and Paper Making</li> </ul> | <p><b>CIVIL, STRUCTURAL ENGINEERING</b></p> <ul style="list-style-type: none"> <li><input type="checkbox"/> Civil Engineering</li> <li><input type="checkbox"/> Construction Engineering</li> <li><input type="checkbox"/> Highway Engineering</li> <li><input type="checkbox"/> Reading Struct. Blueprints</li> <li><input type="checkbox"/> Sanitary Engineering</li> <li><input type="checkbox"/> Structural Engineering</li> <li><input type="checkbox"/> Surveying and Mapping</li> </ul> <p><b>DRAFTING</b></p> <ul style="list-style-type: none"> <li><input type="checkbox"/> Aircraft Drafting</li> <li><input type="checkbox"/> Architectural Drafting</li> <li><input type="checkbox"/> Electrical Drafting</li> <li><input type="checkbox"/> Mechanical Drafting</li> <li><input type="checkbox"/> Mine Surveying and Mapping</li> <li><input type="checkbox"/> Plumbing Drawing and Estimating</li> <li><input type="checkbox"/> Structural Drafting</li> </ul> <p><b>ELECTRICAL</b></p> <ul style="list-style-type: none"> <li><input type="checkbox"/> Electrical Engineering</li> <li><input type="checkbox"/> Electrical Maintenance</li> <li><input type="checkbox"/> Electrician <input type="checkbox"/> Contracting</li> <li><input type="checkbox"/> Lineman</li> </ul> <p><b>HIGH SCHOOL</b></p> <ul style="list-style-type: none"> <li><input type="checkbox"/> Commercial <input type="checkbox"/> Good English</li> <li><input type="checkbox"/> High School Subjects</li> <li><input type="checkbox"/> Mathematics</li> </ul> | <p><b>LEADERSHIP</b></p> <ul style="list-style-type: none"> <li><input type="checkbox"/> Foremanship</li> <li><input type="checkbox"/> Industrial Supervision</li> <li><input type="checkbox"/> Leadership and Organization</li> <li><input type="checkbox"/> Personnel-Labor Relations</li> </ul> <p><b>MECHANICAL AND SHOP</b></p> <ul style="list-style-type: none"> <li><input type="checkbox"/> Gas—Electric Welding</li> <li><input type="checkbox"/> Heat Treatment <input type="checkbox"/> Metallurgy</li> <li><input type="checkbox"/> Industrial Engineering</li> <li><input type="checkbox"/> Industrial Instrumentation</li> <li><input type="checkbox"/> Industrial Supervision</li> <li><input type="checkbox"/> Internal Combustion Engines</li> <li><input type="checkbox"/> Machine Design-Drafting</li> <li><input type="checkbox"/> Machine Shop Inspection</li> <li><input type="checkbox"/> Machine Shop Practice</li> <li><input type="checkbox"/> Mechanical Engineering</li> <li><input type="checkbox"/> Quality Control</li> <li><input type="checkbox"/> Reading Shop Blueprints</li> <li><input type="checkbox"/> Refrigeration</li> <li><input type="checkbox"/> Sheet Metal Worker</li> <li><input type="checkbox"/> Tool Design <input type="checkbox"/> Toolmaking</li> </ul> <p><b>RADIO, TELEVISION</b></p> <ul style="list-style-type: none"> <li><input type="checkbox"/> Industrial Electronics</li> <li><input type="checkbox"/> Practical Radio TV Eng'ing</li> <li><input type="checkbox"/> Radio and TV Servicing</li> <li><input type="checkbox"/> Radio Operating</li> </ul> | <ul style="list-style-type: none"> <li><input type="checkbox"/> Television Technician</li> </ul> <p><b>RAILROAD</b></p> <ul style="list-style-type: none"> <li><input type="checkbox"/> Air Brake Equipment</li> <li><input type="checkbox"/> Car Inspector</li> <li><input type="checkbox"/> Diesel Engineer &amp; Fireman</li> <li><input type="checkbox"/> Section Foreman</li> </ul> <p><b>STEAM AND DIESEL POWER</b></p> <ul style="list-style-type: none"> <li><input type="checkbox"/> Combustion Engineering</li> <li><input type="checkbox"/> Diesel—Elec. <input type="checkbox"/> Diesel Eng's</li> <li><input type="checkbox"/> Electric Light and Power</li> <li><input type="checkbox"/> Stationary Fireman</li> <li><input type="checkbox"/> Stationary Steam Engineering</li> </ul> <p><b>TEXTILE</b></p> <ul style="list-style-type: none"> <li><input type="checkbox"/> Carding and Spinning</li> <li><input type="checkbox"/> Colton, Rayon, Woolen Mfg.</li> <li><input type="checkbox"/> Finishing and Dyeing</li> <li><input type="checkbox"/> Loom Fixing <input type="checkbox"/> Textile Drawing</li> <li><input type="checkbox"/> Textile Eng'g <input type="checkbox"/> Throwing</li> <li><input type="checkbox"/> Warping and Weaving</li> </ul> <p><b>MISCELLANEOUS</b></p> <ul style="list-style-type: none"> <li><input type="checkbox"/> Domestic Refrigeration</li> <li><input type="checkbox"/> Marine Engineering</li> <li><input type="checkbox"/> Ocean Navigation</li> <li><input type="checkbox"/> Professional Engineering</li> <li><input type="checkbox"/> Short Story Writing</li> <li><input type="checkbox"/> Telephony</li> </ul> |
|--|---|--|--|---|

Name \_\_\_\_\_ Age \_\_\_\_\_ Home Address \_\_\_\_\_

City \_\_\_\_\_ Zone \_\_\_\_\_ State \_\_\_\_\_ Working Hours \_\_\_\_\_ A.M. to P.M. \_\_\_\_\_

Occupation \_\_\_\_\_

Canadian residents send coupon to International Correspondence Schools, Canadian, Ltd., Montreal, Canada. . . . Special tuition rates to members of the U. S. Armed Forces.

**Carl & Jerry** (Continued from page 12)

little set. A stiff breeze was blowing, and the boat jarred rhythmically as it slapped the waves. Jerry snuggled down in the prow of the boat with his hat pulled over his eyes to keep out the sun. Carl sat erect at the stern and guided the boat.

Suddenly, as he felt Carl throttle back the motor, Jerry sat up and pushed his hat to the back of his head.

"Look over there on the bank, Jer!" Carl said, swinging the bow of the boat in the direction he was pointing. "A car's slipped off the old road and crashed against that big sycamore."

Sure enough, a recent model car had its hood jammed and wrinkled against the trunk of a huge sycamore growing right at the edge of the water. The windshield on the driver's side was shattered.

Carl let the front of the boat run up on the shelving sandbar that jutted out from the bank, and both boys leaped out and ran toward the car.

"OH, OH!" Carl exclaimed with a white face as he stopped abruptly near the back of the car. On the ground beside the open door of the car was a crumpled figure in an Air Force uniform. His eyes were

closed, and his face was blood-smeared.

"Is—is—is he dead?" Jerry whispered.

As if in answer, a low moan came from the injured young man. Quickly the boys determined that no one else was in the car. Almost subconsciously, they noted the ten-meter whip on the rear bumper of the car and the converter fastened beneath the dash; so they knew the poor guy on the ground was a fellow ham.

"What are we going to do," Carl asked. "Shall we load him into the boat and take him back to town?"

"I'm afraid to try that," Jerry said. "You know what we learned in that first aid course about not trying to move a badly injured person. He almost certainly has some broken bones. Did you see how his knee smashed that car radio? I'll bet every tube in it is broken. And by the looks of that steering wheel he may have some bad chest injuries. I'm afraid to risk a rough boat ride."

"Well, do you want to stay here while I go back for help in the boat?"

"Guess that's about all we can do, although it'll take a long time; and this fellow may not *have* too much time. If we just had some way to call for help—"

"How about using his mobile rig?"

"That's no go. You saw the receiver—"

# Get Yours FREE... Today



AMAZING  
DFF® TESTER  
CARD LETS YOU TEST  
NEEDLE AT HOME

DON'T EVEN  
REMOVE NEEDLE  
FROM CARTRIDGE

ALL FREE  
FROM  
DUOTONE  
MAIL TODAY



FREE INFORMATIVE  
BOOK EXPLAINS FULL  
STORY OF NEEDLES  
AND UNCANNY DFF \*  
TELLS HOW IT WORKS



CAN TELL  
IF NEEDLE  
IS RUINING  
YOUR  
RECORDS



INCREDIBLE - CAN SAVE WHOLE  
RECORD COLLECTION

\*DUOTONE FIDELITY FOCUS

FREE DUOTONE COMPANY INC.  
KEYPORT, NEW JERSEY

GLAD TO TAKE YOU UP ON YOUR  
FREE OFFER. PLEASE SEND BOTH  
DFF TESTER CARD AND OFF BOOK.

NAME \_\_\_\_\_

ADDRESS \_\_\_\_\_

CITY \_\_\_\_\_ ZONE \_\_\_\_\_ STATE \_\_\_\_\_



CARL E. SMITH,  
E. E., President

# Interested In Electronics-TV-Radio

then you will want to know

## What Is The **FCC?**

It's amazing what the future holds for you in this modern world of electronics. Let me send you the entire story—FREE!

- How to pass the FCC Exam
- A sample FCC lesson
- Money-making FCC License Information

I can train you to pass the Valuable FCC exam in a minimum of time if you have any practical experience and a fair knowledge of mathematics.

CARL E. SMITH, E.E., President

## How Can I Get a Valuable **FCC** COMMERCIAL **LICENSE?**

My Passport to Future Security  
Get These Free



### These Three Booklets Tell You

- 1 Where to apply to take FCC Examinations.
  - 2 Scope of knowledge required.
  - 3 Necessary FCC exam preparation.
  - 4 Positive knowledge check.
- And additional data of great value.

### Join the List of Successful Electronic Technicians

	License	Time
John H. Johnson, Boise City, Oklahoma	1st	20 weeks
Prentice Harrison, Lewes, Delaware	1st	27 weeks
J. A. Niedeck, Bethlehem, Pa.	2nd	8 weeks
Gerald J. Collier, Columbus, Ohio	2nd	16 weeks
W. E. Evey, Ottawa, Kansas	2nd	24 weeks

And Thousands More!

### Your Guarantee—

If you fail to pass your Commercial License exam after completing our course, we guarantee to continue your training without additional cost of any kind until you successfully obtain your Commercial License.

**Start Building  
for a Lifetime  
Profession**

- Employers make job offers every month!
- Your FCC ticket is recognized by most employers in the Electronics field as proof of your technical ability.
- Pave the way for Your Share of the better things in life.



### Cleveland Institute of Radio Electronics

Member National  
Home Study Council

Desk PE-25, 4900 Euclid Ave., Cleveland 3, Ohio

Please send Free Booklets prepared to help me get ahead in Electronics.  
I have had training or experience in Electronics as indicated below:

- |   |   |  |
|---|---|--|
| <input type="checkbox"/> Military           | <input type="checkbox"/> Amateur Radio      | <input type="checkbox"/> Telephone Company |
| <input type="checkbox"/> Radio-TV Servicing | <input type="checkbox"/> Broadcasting       | <input type="checkbox"/> Other.....        |
| <input type="checkbox"/> Manufacturing      | <input type="checkbox"/> Home Experimenting |  |


In what kind of work are you now engaged?.....  
In what branch of Electronics are you interested?.....

Name..... Age..... Address.....  
City..... Zone..... State.....

Special Tuition Rates to Members of Armed Forces

# LOOK

what \$35<sup>90</sup> buys...



New EMC Model 209

## TUBE TESTER AND REJUVENATOR\*

"YOU CAN HOLD THIS MINIATURIZED INSTRUMENT IN ONE HAND... a revolutionary new development, it gives fast, absolutely accurate checks for tube quality, shorts, leakages, continuity, and opens on all modern and future tubes... uses standard emission test for quick readings on modern, 3 1/2" plastic meter... flexible switching system prevents obsolescence. This professional instrument also rejuvenates picture tubes with the Model CRA (Picture Tube Test Adaptor)\*... specially designed by advanced engineering techniques, its handy size (6 3/4" x 7 1/2" x 4") makes it ideal for home calls."

EMC Model 209  
(as illustrated in Hammertone metal case) \$35.90



In oak carrying case **38.50**  
Kit form **25.90**

Complete with plastic-covered, detailed instruction book and tube listings:

\*EMC Model CRA (Picture Tube Adaptor) **4.50**

Yes, send me full technical information about Model 209 and a complete catalog of other EMC Instruments. PE-5

NAME \_\_\_\_\_  
STREET \_\_\_\_\_  
CITY \_\_\_\_\_ STATE \_\_\_\_\_

# EMC

Electronic Measurements Corp.  
625 B'way • New York 12, N.Y.  
Ex. Dept. 370 B'way, N. Y. 13

### Carl & Jerry (Continued from page 14)

it's entirely smashed. Even if the transmitter would still work—which is doubtful—we couldn't rely on sending out a blind call and not know whether it was received or not. Guess you had better get started—Hey! Wait a minute! Let's see if that transmitter will work."

JERRY SLID GINGERLY into the driver's seat and turned on the transmitter filament switch. In a few seconds he picked up the microphone and pressed the push-to-talk switch. As he did so, the whir of a dynamotor came from the closed trunk, and he saw the pointer of a little field strength meter mounted over the rear-view mirror swing up-scale.

"That proves the transmitter works—but we still don't have a receiver," Carl said.


"Bring your transistor receiver up here by the car while I get my transistor converter out of the tackle box," Jerry ordered.

In a few minutes he had taken a short length of copper wire from his tackle box and fashioned it into a crude four-turn coil a couple of inches in diameter. The ends of this coil were fastened to the tip and shell of the plug on the end of the coaxial lead coming from the output of the converter.

"Now let's tape this coil on the outside of the case of your set near the cold end of the loopstick antenna on the inside," Jerry said, pulling a roll of friction tape from his tackle box.

In a matter of seconds the coil was fastened into place so that the output of the converter would be induced into the receiver's antenna; the receiver was tuned to 1230 kilocycles; and both it and the converter were turned on. The boys were bit-

(Continued on page 18)



Always say you saw it in—POPULAR ELECTRONICS



**GREATEST  
ADVANCE IN  
SHOP-METHOD  
HOME TRAINING**

**EARN MORE MONEY... GET INTO**

# TELEVISION ELECTRONICS - RADIO

**Learn ALL 8 PHASES in ONE MODERN HOME-STUDY COURSE**

*At Home - In Spare Time*

## YOU GET ALL THIS NEWEST PRACTICAL EQUIPMENT

- Parts to build a modern TV set, including all tubes plus a large screen Picture Tube
- Parts to build a powerful Superhet Receiver, standard broadcast and short wave
- Parts to conduct many experiments and build Continuity Checker, RF Oscillator, TV Circuits, Audio Oscillator, TRF Receiver, Signal Generator
- A Valuable Professional Multimeter



**19 BIG KITS  
YOURS TO KEEP**

## YOUR NATIONAL SCHOOLS TELERAMA COURSE COVERS ALL 8 PHASES

- |                                    |                                |
|------------------------------------|--------------------------------|
| 1. TELEVISION, INCLUDING COLOR TV  | 5. PREPARATION FOR FCC LICENSE |
| 2. RADIO, FM AND AM                | 6. AUTOMATION                  |
| 3. INDUSTRIAL ELECTRONICS          | 7. RADAR AND MICRO WAVES       |
| 4. SOUND RECORDING AND HI FIDELITY | 8. COMMUNICATIONS              |

**YOU ARE NEEDED IN THE TELEVISION-ELECTRONICS-RADIO INDUSTRY!**  
You can build a secure future for yourself if you get into Electronics NOW! Today's shortage of trained technicians creates tremendous opportunities. National Schools Shop-Method trained technicians are in constant and growing demand for high-pay jobs in Broadcasting and Communications, Electronic Research, Servicing and Repair, and many other branches.

Let National Schools, a Resident Technical School for over 50 years train you for today's unlimited opportunities in electronics! Our Shop Method trains you to be a MASTER-TECHNICIAN. Completely up-to-date, developed by experienced instructors and engineers, your Telerama Course will teach you all phases of the industry quickly, clearly and correctly. You can master the most modern projects, such as Color TV, printed circuits — even prepare for FCC License without taking a special

course. You can handle sales, servicing, manufacturing, or make good money in your own business. SEND FOR FACTS TODAY!


**EARN AS YOU LEARN.** Many of our students earn their entire tuition and more in Spare Time jobs we show them how to do while learning.

**YOU GET EVERYTHING YOU NEED** — Clear, profusely illustrated lessons, shop-tested manuals, modern circuit diagrams, practical job projects — all the valuable equipment shown above

— many other materials and services — consultation privilege with our qualified staff, and Graduate Employment Service. EVERYTHING YOU NEED for outstanding success in Electronics.

### RESIDENT TRAINING AT LOS ANGELES

If you wish to take your training in our Resident School at Los Angeles, the world's TV capital, start NOW in our big, modern Shops, Labs and Radio-TV Studios. Here you work with latest Electronic equipment — profusely installed — finest, most complete facilities offered by any school. Expert, friendly instructors. Personal attention. Graduate Employment Service. Help in finding home near school — and part time job while you learn. Check box in coupon for full information.



**FREE!** Fully illustrated "Career" Book in TV-Radio-Electronics. PLUS actual sample lesson — yours at no cost, no obligation. C.I.P. COUPON NOW... MAIL IT TODAY!

APPROVED FOR G.I. TRAINING

# NATIONAL SCHOOLS

4000 S. FIGUEROA ST., LOS ANGELES 37, CALIF.  
187 N. LA SALLE ST., CHICAGO 1, ILL.

## NATIONAL SCHOOLS

TECHNICAL TRADE TRAINING SINCE 1903  
LOS ANGELES 37, CALIFORNIA

**GET FAST SERVICE — MAIL NOW TO OFFICE NEAREST YOU!**

NATIONAL SCHOOLS, DEPT. R2G-57  
4000 S. FIGUEROA ST. OR 187 N. LA SALLE ST.  
LOS ANGELES 37, CALIF. OR CHICAGO 1, ILL.  
Rush free TV-Radio "Opportunity" Book and sample lesson. No salesman will call.

NAME \_\_\_\_\_ AGE \_\_\_\_\_

ADDRESS \_\_\_\_\_

CITY \_\_\_\_\_ ZONE \_\_\_\_\_ STATE \_\_\_\_\_

Check if interested ONLY in Resident School training at Los Angeles. VETERANS. Give date of Discharge.

## Carl & Jerry (Continued from page 16)

terly disappointed when nothing but a rushing noise was heard.

"Hey! We were so excited we forgot the antenna," Carl pointed out.

Only a few more seconds were needed to connect a short piece of wire from the bottom of Jerry's steel casting rod to the antenna input jack of the receiver, and immediately several strong 'phone signals were heard.

"You get into the car and work the transmitter while I work the receiver," Jerry said. "First, just hold the carrier on for a second while I spot your frequency. Okay, I've got it. Now blast loose with a distress call. Let's not fool around with 'S O S,' 'May Day,' or anything like that. Just use the good old c.w. emergency call of 'QRRR.' Every ham should recognize that."

Obediently, Carl pushed the button on the mike and began to call: "QRRR, QRRR, QRRR! This is W9EGV calling. QRRR, QRRR, QRRR! This is W Nine Easy George Victor calling QRRR and tuning around this frequency."

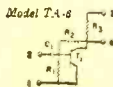
As the transmitter snapped off, the loudspeaker of the little transistor receiver burst forth with: "W9EGV, W9EGV, W9EGV; this is W7XXX of Tucson, Arizona, returning. What's wrong, OM?"

**Q**UICKLY Carl explained the situation and asked the Arizona ham to put in an emergency long-distance call to the police department of the boys' home town. This the W7 did while the boys stood by. In a surprisingly short time, he was back with a report that the message had been delivered and that help would soon be on the way. The boys signed with him after promising to let him know how things turned out. Then they got some water from the river and washed some of the blood from the face of the young man, who was still moaning faintly.

"It will take an ambulance a long time to get up that road," Carl remarked. "I don't see how this fellow ever got up here at all. He must be from the air base south of town or he would have known—"

He broke off speaking as he heard an odd sound. Looking up, the boys saw a helicopter hovering directly above them. As they watched in fascination, it settled gently on the sand spit that ran out into the stream. A couple of corpsmen bearing a stretcher leaped out and ran toward them.

"The police called us and said one of our men was hurt up here," one of the corpsmen explained, as they gently and expertly slid the injured youth onto the stretcher. "The chopper was the quickest way to get



# A PRIZE TROPHY

for miniaturized audio amplification

No closed season... no limit... to its applications

## New Centralab Single-Stage Transistor Amplifier

- High-gain, low-power transistor amplifier can be used by itself in microphones and other miniature circuit designs. Or, you can combine several units, to get a multiple-stage unit for other audio applications.
- This is a complete amplifier housing capacitance, resistance, transistor, and wiring. Gain, 24 db. Noise level, less than 1/2 millivolts. Supply voltage, 1.35 v.
- As small as an eraser on an ordinary lead pencil.
- Ask your Centralab distributor for Model TA-6 — or TA-7. Send coupon for Bulletin EP-75 containing complete information, schematics, and curves.

# Centralab

A DIVISION OF GLOBE-UNION INC.  
994E East Keefe Avenue, Milwaukee 1, Wisconsin

Send me free Bulletin EP-75.

Name.....

Company.....

Address.....

City..... Zone..... State.....

Y-5625




NOW... there's a  
**GARRARD**  
 Auto-Manual  
 Record Changer  
 for every  
 hi-fi system



*World's Finest*  
 RECORD PLAYING EQUIPMENT  
 from Manual Players to  
 Professional Transcription  
 Turntables

New  
**RC 88**  
*Deluxe Changer*  
**\$54.50**  
 net

Full manual and automatic positions. True-turret drive... uses no belts. 4-pole "Induction Surge" motor. Fool-proof Garrard Pusher Platform.



New  
**RC 121**  
*Misc Changer*  
**\$42.50**  
 net

Garrard's most compact, economical changer - fits any cabinet. Simpli-Mix Operation permits stacking all record sizes together. 4-pole motor. Manual position.



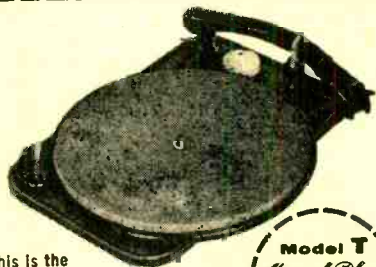
New  
**RC 98**  
*Paper Changer*  
**\$67.50**  
 net

All RC 88 features, including full manual position and true-turret drive, PLUS continuous + or - variable speed control on all 3 speeds.



**301**  
*Turntable*  
**\$89.00**  
 net

Supreme in its class. Individual card gives performance measurements for each unit. Dynamically balanced cast aluminum turntable. Heavy-duty 4-pole shaded motor.

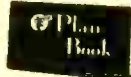


**Model T**  
*Manual Player*  
**\$32.50**  
 net

This is the answer for a quality budget system. Incorporates all record playing features of the famed RC 80 record changer. 4-pole motor; automatic stop.

**MAIL THIS COUPON TODAY**


All Garrard and other B.I.C. components are illustrated and described fully in the B.I.C. High Fidelity Plan Book, a useful guide in planning any hi-fi system.  
 A quality-endorsed product of the B.I.C. Group



To: British Industries Corporation Dept. GE-357  
 Port Washington, N. Y.  
 Please send B.I.C. High Fidelity Plan Book.

Name \_\_\_\_\_  
 Address \_\_\_\_\_  
 City \_\_\_\_\_ Zone \_\_\_\_\_ State \_\_\_\_\_


you get down  
to fundamentals  
with  
**GOODMANS  
ARU 3-WAY**  
speaker systems



ARU  
ENCLOSURE



AUDIOM Woofer



MIDAX Mid-Range



TREBAX Tweeter

Reproduce bass fundamentals to as low as 20-cycles with no resonant peaks above that frequency, and provide smooth response to 20,000 cycles.

**ROCKBAR CORPORATION**  
650 Halstead Avenue, Mamaroneck, N. Y.  
Canada: A. C. Simmonds and Sons Ltd., Tor., Ont.  
Please send me complete details on Goodmans ARU  
3-Way Speaker Systems and ARU Enclosure Kits.

NAME .....

ADDRESS .....

CITY ..... ZONE ..... STATE .....

**Carl & Jerry** (Continued from page 18)

him out. You kids certainly used your noodles in not trying to move him. With the injuries he has, trying to move him without a stretcher would almost certainly have meant his death."

After the whirlybird rose vertically into the air and took off down river, Carl and Jerry called the W7 in Tucson and reported the success of the operation. Then they began to disassemble their improvised receiver.

"**J**ER," Carl said slowly, "this experience really has convinced me that transistors are here to stay. I was just thinking that we were receiving that station from Tucson without the aid of a single tube. All we had to snag his voice out of the air was a bunch of negative electrons and positive 'holes' moving through some semiconductors. A year or so ago, I remember, it was considered quite a feat to make a transistor work clear across the broadcast band, but we were receiving that station on twenty-nine megacycles! We've sure come a long way."

"Yes," Jerry agreed; "it certainly makes you think. After the way that hay-wire combination worked, I can see no reason at all why we shouldn't have excellent transistor communications receivers in a very short time. They should be lightweight, rugged, and about one-tenth the size of present communications receivers. Being powered with a few flashlight batteries, they'll be entirely independent of the light line, and a.c. hum will be no problem."

"If this trend keeps on, a fellow is going to be able to pack a whole ham station into a shoe box!" Carl exclaimed.

-30-



... After the whirlybird rose into the air and took off down river, Carl and Jerry called the W7 in Tucson and reported the success of the operation ...

Always say you saw it in—POPULAR ELECTRONICS

# BULL 16 RADIO

Reg. U.S. Pat. Off.

## CIRCUITS AT HOME

with the New Improved 1957  
PROGRESSIVE RADIO "EDU-KIT" **\$1095** only



### A Practical Home Radio Course

NOW ALSO INCLUDES:

- TRANSMITTER
- SIGNAL TRACER
- SIGNAL INJECTOR
- CODE OSCILLATOR

- No Knowledge of Radio Necessary
- No Additional Parts or Tools Needed
- Excellent Background for TV

### WHAT THE "EDU-KIT" OFFERS YOU

The "Edu-Kit" offers you an outstanding PRACTICAL HOME RADIO COURSE at a rock-bottom price. Our Kit is designed to train Radio & Electronics Technicians, making use of the most modern methods of home training. You will learn radio theory, construction practice and servicing.

You will learn how to build radios, using regular schematics; how to wire and solder in a professional manner; how to service radios. You will work with the standard type of punched metal chassis, using the latest development of Printed Circuit chassis.

You will learn the basic principles of radio. You will construct, study and work with RF and AF amplifiers and oscillators. You will construct, study and work with Progressive Dynamic Radio & Electronics Tester & the accompanying instructional material, Progressive Dynamic Radio & Electronics Tester & General Classes of F.C.C. Radio Amateur License. You will build 16 Receiver, Transmitter, Code Oscillator, Signal Tracer and Signal Injector circuits, and learn how to operate them. You will receive an excellent background for Television.

Absolutely no previous knowledge of radio or science is required. The "Edu-Kit" is the product of many years of teaching and engineering experience. The "Edu-Kit" is the only one you will have a basic education in Electronics and Radio, worth many times the complete price of \$19.95. The Signal Tracer alone is worth more than the price of the entire Kit.

### THE KIT FOR EVERYONE

You do not need the slightest background in radio or science. Whether you are interested in Radio & Electronics because you want an interesting hobby, a well paying business or a job with a future, you will find the "Edu-Kit" a worth-while investment.

Here is an excerpt from a letter that we received from Loren DePriest, 1496 4th St., Mansfield, Ohio: "I have spent many pleasant hours in constructing the radios from the schematics in your book, and have learned a great deal from them. Being as I am interested in Radio, I consider the money spent for your course as a wise investment. I have learned more from your course by actually doing than I did from an expensive course."

Many thousands of individuals of all ages and backgrounds have successfully used the "Edu-Kit" in more than 79 countries of the world. The "Edu-Kit" has been

carefully designed, step by step, so that you cannot make a mistake. The "Edu-Kit" allows you to teach yourself at your own rate. No instructor is necessary.

The "Edu-Kit" is also used for courses of study, extra-curricular activities, industrial personnel training and rehabilitation. The "Edu-Kit" is used by Jr. High Schools, High Schools, Technical Schools, Jr. Colleges, Colleges, Universities, Industrial Education, U. S. Govt. agencies, United Nations Educational, Scientific and Cultural Organizations (UNESCO), Veterans Administration, and numerous adult, radio and "Edu-young peoples' groups and clubs. The "Edu-Kit" is also popular with servicemen throughout this country and abroad.

Designed for universal use, the "Edu-Kit" operates on your regular house electric current, whether AC or DC.

### PROGRESSIVE TEACHING METHOD

The Progressive Radio "Edu-Kit" is the foremost educational radio kit in the world, and is universally accepted as the standard in the field of electronics training. The "Edu-Kit" uses the modern educational principle of "Learn by Doing." Therefore you construct, learn schematics, study theory, practice trouble-shooting—all in a closely integrated program designed to provide an easily learned, thorough and interesting background in radio.

You begin by examining the various radio parts of the "Edu-Kit." You then learn the function, theory and wiring of these parts. Then you build a simple radio. With this first set you will enjoy listening to local broadcast stations, learn theory, practice testing and troubleshooting. Then you build a more advanced radio, learn more advanced theory and techniques. Gradually, in a progressive manner, and at your own rate, you will find yourself constructing more advanced multi-tube radio circuits, and doing work like a professional Radio Technician.

### THE "EDU-KIT" IS COMPLETE

You will receive all parts and instructions necessary to build 16 different radio and electronics circuits, each guaranteed to operate. Our Kits contain tubes, tube sockets, variable, electrolytic and paper capacitors, dielectric condensers, resistors, tie strips, coils, hardware, tubing, punched metal chassis, Instruction Manuals, etc. In addition you receive Printed Circuit materials, including Printed Circuit chassis, special tube sockets, hardware and instructions. You also receive a useful set of

tools, a professional electric soldering iron, and a self-powered Dynamic Radio & Electronics Tester. The "Edu-Kit" also includes Code Instructions and the Progressive Code Oscillator, in addition to F.C.C.-type Questions and Answers for Radio Amateur License training. You will also receive lessons for servicing with the Progressive Signal Tracer and the Progressive Signal Injector & High Fidelity Guide and a Quiz Book. You receive all parts, tools, instructions, etc. Everything is yours to keep.

FREE

- SET OF TOOLS
- SOLDERING IRON
- TESTER

### SERVICING LESSONS

You will learn trouble-shooting and servicing in a progressive manner. You will practice repairs on the sets that you construct. You will learn symptoms and causes of troubles in home, portable and car radios. You will learn how to use the professional Signal Tracer, the unique Signal Injector and the dynamic Radio & Electronics Tester. While you are learning in this practical way, you will be able to do many a repair job for your friends and neighbors, and charge fees which will far exceed the price of the "Edu-Kit." Our Consultation Service will help you with any technical problems you may have.

J. Statler, of 25 Poplar Pl., Waterbury, Conn., writes: "I have repaired several sets for my friends, and made money. The "Edu-Kit" paid for itself. I was ready to spend \$240 for a Course, but I found your ad and sent for your Kit."

### FROM OUR MAIL BAG

Ben Valerio, P. O. Box 21, Magna, Utah: "The Edu-Kits are wonderful. Here I am sending you the questions and also the answers for them. I have been in Radio for the last seven years, but like to work with Radio Kits, and like to build Radio Testing Equipment. I enjoyed every minute I worked with the different kits; the Signal Tracer works fine. Also like to let you know that I feel proud in becoming a member of your Radio-TV Club."

Robert L. Shuff, 1534 Monroe Ave., Huntington, W. Va.: "Thought I would drop you a few lines to say that I received my Edu-Kit, and was really amazed that such a bargain can be had at such a low price. I have already started repairing radios and phonographs. My friends were really surprised to see me get into the swing of it so quickly. The Troubleshooting Tester that comes with the Kit is really swell, and finds the trouble if there is any to be found."

### CONSULTATION SERVICE

One of the most important aspects of the "Edu-Kit" is the Free Consultation Service which we provide. Our staff of experts carries on an extensive correspondence with students in all parts of the world, concerning all phases of electronics. We welcome and encourage students to send us their problems; whether related to any of the material covered in the "Edu-Kit" course, or encountered in other experiences in the field of electronics.

### UNCONDITIONAL MONEY-BACK GUARANTEE

ORDER DIRECT FROM AD

RECEIVE FREE BONUS RESISTOR KIT WORTH \$5

- Send "Edu-Kit" Postpaid. I enclose full payment of \$19.95.
- Send "Edu-Kit" C.O.D. I will pay \$19.95 plus postage.
- Send me FREE additional information describing "Edu-Kit." Include FREE value Hi-Fi, Radio and TV Servicing Literature.

Name .....  
Address .....

**PROGRESSIVE "EDU-KITS" INC.**  
497 Union Ave., Room 532D, Brooklyn 11, N. Y.

### FREE EXTRAS

- SET OF TOOLS • RADIO & ELECTRONICS TESTER • ELECTRIC SOLDERING IRON • TESTER INSTRUCTION MANUAL • HIGH FIDELITY GUIDE • QUIZZES • TELEVISION BOOK • RADIO TROUBLE-SHOOTING BOOK • MEMBERSHIP IN RADIO-TV CLUB • CONSULTATION SERVICE • FCC AMATEUR LICENSE TRAINING • PRINTED CIRCUITRY

# LETTERS

## FROM OUR READERS

### Covering Comments

■ Movies may be getting better than ever, but so are the POPtronics covers! How could anyone resist buying your February issue? But, one question; if I buy the Hammarlund receiver, do I get that particular model?

FRANK MARIANI  
Buffalo, N. Y.

■ Please send complete picture of the girl on the February cover.

D—B——  
Oakland, Calif.

*Okay men, take it easy. Our February cover gal has been doing some further modeling (she was originally on the Jackie Gleason show) and you should be seeing some photos of her in other magazines.*

### Citizens Band in Canada

■ As far as I have been able to find out from the Department of Transport (the Canadian FCC), there are no channels here for private citizens. This is in response to the query from Roy Smyth, (March issue, page 28).

I am engaged in the Lake Ontario Air-Sea Rescue Service and would like to see reasonably priced

equipment made available to Canadians. The establishment of a Citizens Band in Canada would benefit all concerned.

J. BRICHENDEN  
Toronto, Canada

### Oscilloscope Techniques

■ As a suggestion, how about some articles on how to detect, recognize, and distinguish separate harmonics and patterns with moderately priced oscilloscopes. I am thinking of identifying traces so that we would know what they mean.

WILLIAM A. SANDER  
Redondo Beach, Calif.

*Your idea sounds swell, Bill, and the author of our recent article on Lissajous figures (March 1957 issue, page 63) has consented to a new series on servicing and fault-finding by oscilloscope tracing. It is shaping up into a fine series (scheduled to start soon) which will be of value to numerous readers.*

### Glad We Could Help

■ I want to thank you for the series of articles on becoming a radio amateur. This was just the nudge I needed to get started in the right direction toward a ham "ticket." I am now the proud owner of station KN2UWW, using a Heath AT1 and Hallicrafters SX-99.

BILL ADDISON, KN2UWW  
Niagara Falls, N. Y.

■ Guess I misjudged your magazine. I am an SWL and figured you might be letting us down,

# the MOST WANTED TONE-ARM

New Audax in KIT Form — at HALF price!

accommodates ANY MAKE cartridge including the famous AUDAX Hi-Q7

AUDAX KT-12: KIT, \$14.55 NET  
Factory-assembled, \$24.00 NET

AUDAX KT-16: KIT, \$17.55 NET  
Factory-assembled, \$30.00 NET

You do-it-yourself with no tools other than a nail-file or small screwdriver.



The new KT models exactly duplicate the Audax "Compass-Pivoted" transcription arm long recognized as top "blue chip." These new arms are the crowning achievement of a quarter-century of constant refinement and re-engineering of the very first commercial electronic pickup arm (Audax 1928) . . . to the fewest possible parts. It is this very *nth* degree engineered simplicity that makes the new KT arms possible.

Anyone can assemble a KT arm in about 10 minutes — and save 50%! The "Selector-Index" permits instant adjustment for any stylus-pressure. The newly-designed cartridge-housing enables checking of the all-important stylus-to-groove alignment at a glance.

No tone arm equals the new Audax KT — regardless of price! Read October 1956 "Popular Electronics," page 57. See the new KT arms at your dealer. (If shipped from New York City, add 40¢ for postage.) Fill out the coupon.

Fine audio-electronic apparatus for 35 years


**Audax**

AUDAX COMPANY  
500 Fifth Avenue, New York 36, N. Y.

AUDAX CO., 500-5th Ave., New York 36, N.Y. Attn: Mr. P.  
 I enclose 25c for handling & postage. Please send FREE \$1.00, 22-page "ELECTRONIC PHONO FACTS" by pioneer Maximilian Weil.  
 Send FREE latest catalog & name of nearest dealer.

Name.....  
Address.....  
City..... Zone..... State.....

**RCA** offers you the  
 finest training  
 at home in  
**Radio-TV**  
 electronics,  
**TV servicing,**  
**Color TV**



**SEND FOR THIS FREE  
 BOOK NOW!**



**RCA INSTITUTES, INC.**  
 A SERVICE OF RADIO CORPORATION OF AMERICA  
 350 WEST FOURTH STREET, NEW YORK 14, N. Y.  
 In Canada—RCA Victor Company, Ltd.,  
 5001 Cote de Liesse Rd., Montreal 9, Que.

The instruction you receive and equipment you get (and keep) will start you on your way. Pay-as-you-learn. You pay for only one study group at a time. This 52 page book contains complete information on Home Study Courses for the beginner and the advanced student.

RCA Institutes, Inc., Home Study PE-57  
 350 West Fourth Street New York 14, N. Y.  
 Without obligation, send me FREE CATALOG  
 on Home Study Courses in Radio, Television  
 and Color TV. No salesman will call.

Name .....  
 Please Print  
 Address .....  
 City ..... Zone ..... State .....

VETERANS  
 KOREAN G. I.  
 P. L. 550  
 CHECK HERE

## Letters

(Continued from page 22)

but then the February issue and the article by Stew West changed things. I'll stick around and here's my three bucks for a subscription—that's what really counts.

G. KILLAM  
Reading, Mass.

### Kit Builder's Korner

■ I read the "Kit Builder's Korner" item on the Packard-Bell receiver. I was a little hesitant before reading the article, but now I feel like an old hand and will soon be getting the kit.

MIKE GREEN, JR.  
Montclair, N. J.

■ I think "Kit Builder's Korner" is great. I would like to see the Heathkit Model AR-3 reviewed in this column.

KEVIN HURLEY  
Berkeley, Calif.

■ In regard to "Kit Builder's Korner," I would like to see the Precise tube checker, Model 3111, reviewed as soon as possible.

G. R. WIGGINS  
St. Catharines, Ont.

### Duplicates of Our Projects

■ I finally got around to building the "Economy Signal Chaser" (November 1956 issue, page 63) and found that it works satisfactorily. I built it into an old electrolytic capacitor can about 1½"

in diameter and 4½" long, and used a bolt mounted in one end of the can for a test prod.

EDWIN PRUSINOWSKI  
Winnipeg, Manitoba

■ The TV tube rejuvenator (February, page 61) works well and only cost me \$7.00 to build.

ROBERT ROAM  
Fowler, Calif.

### What Happened?

■ Why did you discontinue "What's The PE Answer?" I think it was an outstanding feature giving information that everyone could use.

DAVID JUNCHEN  
Sherrard, Ill.

*We were sorry to drop the "Answer" column temporarily, Dave. However, it's back in this issue on page 96, so we hope that you will continue to enjoy it.*

### Earth Satellite

■ How are the chances that you will have articles on the earth satellite? Our newly formed science club has elected the IGY program as its first project, and I'm sure there are other experimenters interested in the satellite program.

RON BAIRD  
Jackson, Mich.

*Ron, we've been keeping it under wraps, but if our present plans work out, we will have a red-hot item for you in the July issue. Keep your eyes peeled for a flashy cover announcement—should it work out!*

-30-

# INDUSTRIAL ELECTRONIC- AUTOMATION TECHNICIANS Desperately Needed!



Never in history has there been such a tremendous demand for Electronic technicians at the servicing, maintenance and assistant Engineering level, in all fields of electronics. Industries, Businesses, large and small are turning to Electronically controlled machinery... AUTOMATION!

Whether it's a Robot airplane, an automobile plant with an integrated line of machines, a Sensing Device, Computing System or Communications—each re-

quire electric power applied through automatically controlled processes. This means there are positions open at all levels and phases for Electronic Technicians.

● TOP PAY ● UNLIMITED OPPORTUNITY  
● SECURE FUTURE

Let us send you FREE, without obligation, complete details of our Resident Electronic Training Program—originated by Bailey Schools—acclaimed by Electronic Engineers. See how you save time as you learn-by-doing with intensive laboratory work on the most recently developed Electronic equipment, plus classroom required physics, mathematics, etc.

We help you find part time work while in our school—help place you with America's leading companies after graduation. Act now—mail coupon today!

VETERAN APPROVED

**Bailey Technical Schools**  
1626 S. Grand • St. Louis 4, Mo.

### MAIL TODAY

Please mail immediately this free booklet without obligation.

FREE BOOKLET

Name \_\_\_\_\_

Address \_\_\_\_\_

City \_\_\_\_\_ State \_\_\_\_\_







# "I'M WITH UNIVAC"

People listen with interest when you say you're with Univac.®

The mere mention of this world-famous organization sets you apart as someone interesting and important. And rightly so... for as a Univac engineer or technician you'll be involved in some of the most fascinating scientific work of our day. You'll contribute to research and development that are completely revolutionizing concepts of national defense, scientific research, business and industry.

The special pride you feel when you say, "I'M WITH UNIVAC", is just one of the many satisfactions of a career with Univac—world leader in the field of electronic computers. For top salaries, excellent working conditions and opportunities unlimited say "I'M WITH UNIVAC."

IMMEDIATE OPENINGS FOR...

**FIELD LOCATION ENGINEERS • FIELD LOCATION TECHNICIANS  
ENGINEERING WRITERS**

... AT PERMANENT COMPUTER INSTALLATIONS THROUGHOUT THE UNITED STATES


Send complete resumé to:

***Remington Rand Univac***

DIVISION OF SPERRY RAND CORPORATION

MR. PHIL WILSON

Dept. MyS-31 • Univac Park • St. Paul 16, Minn.



® Registered in  
U.S. Patent Office

# DON'T THROW OLD RADIOS AWAY!



This giant book shows exactly how to fix them . . . without a lot of previous experience!

Just look up the how-to-do-it data on that old radio you want to fix!


Four times out of 5, this giant, 3½-pound, 744-page Ghirardi RADIO TROUBLESHOOTER'S HANDBOOK gives exactly the information you need. Tells what is likely to be causing the trouble . . . shows how to fix it. Covers practically every radio receiver model made by 202 manufacturers between 1925 and 1942. Using it, even beginners can easily fix old sets which might otherwise be thrown away because service information is lacking. With a few simple repairs, most of these old sets can be made to operate perfectly for years to come.

Included are common trouble symptoms and their remedies for over 4,800 models of old home, auto radios and record changers: Airline, Apex, Arvin, Atwater Kent, Belmont, Bosch, Brunswick, Clarion, Crosley, Emerson, Fada, G.E., Kolster, Majestic, Motorola, Philco, Pilot, RCA, Silvertone, Sparton, Stromberg and dozens more. Includes hundreds of pages of invaluable tube and component data, service short cuts, etc. Price \$6.95—10-day free trial.

## HERE'S EVERYTHING YOU NEED TO KNOW ABOUT OSCILLOSCOPES!

Learn to service ANY Radio or TV easier, better, faster

Oscilloscopes are gold mines for servicemen who learn to use them fully . . . and here is THE book that really shows you how! MODERN OSCILLOSCOPES AND THEIR USES explains when, where and exactly how to use them. No involved mathematics! Every detail from making connections to adjusting circuit components and setting controls is clearly explained. You learn how to get the most out of your 'scope on all types of AM, FM and TV service (including color TV) . . . from locating troubles to handling tough realignment jobs. You learn to analyze patterns fast and accurately. Almost 400 illustrations make things doubly clear. More widely used than any other book of its type! Price \$6.50.



### 2nd Edition

Includes 30 extra pictures plus 50 more pages with latest data on using 'scopes in color TV servicing, etc.

# POP'tronics



## BOOKSHELF

"THE RADIO AMATEUR'S HANDBOOK" by the Headquarters Staff of the A.R.R.L. Published by the A.R.R.L., 38 La Salle Road, West Hartford 7, Conn. 576 pages, plus tube tables and catalog sections. \$3.50 in the U.S.A., \$4.00 in Canada, and \$4.50 elsewhere.

There is not a lot that can be said about the 34th edition of the *Handbook* that has not been said time and time again. It is complete, authoritative, and up-to-date. It has a place on the bookshelf of everyone interested in ham radio, and practically everyone else working in radio theory or circuit design. The ideas and presentations are the cream of the best articles from QST, and from the laboratories of the A.R.R.L.

*Recommended:* to all POP'tronics readers.



"REPAIRING TELEVISION RECEIVERS" by Cyrus Glickstein. Published by John F. Rider Publisher, Inc., 116 W. 14th St., New York 11, N. Y. 212 pages. Soft cover. \$4.40.

Logical trouble-shooting techniques and servicing short-cuts based on actual experience are described in this book. The various sections of a modern TV receiver are examined, with their typical troubles pinpointed. Remedies are suggested. Theory is kept to a minimum, as it is assumed that the user of this book has had previous training and experience in video circuits. A "quick key check system" is described in the first six chapters in connection with specific trouble-shooting procedures. The use of test equipment is covered. Excellent diagrams and photos enhance the text.

*Recommended:* as a practical aid to the technician.



"HI-FI HANDBOOK" by William F. Boyce. Published by Howard W. Sams & Co., Inc., 2201 E. 46 St., Indianapolis 5, Ind. 224 pages. Soft cover. \$3.00.

Aside from the more-or-less "personal" aspects of hi-fi, such as listening tastes and psycho-acoustics, there are many objective, technical points whose understanding can aid the enthusiast in choosing and using his equipment wisely. These points are

### PRACTICE 10 DAYS FREE!

Dept. PE-57, RINEHART & CO., INC.,  
232 Madison Ave., New York 16, N. Y.

Send book(s) checked below for free examination. In 10 days, I will either send price shown (plus postage) or return books postpaid and owe nothing.

RADIO TROUBLESHOOTER'S HANDBOOK, \$6.95  MODERN OSCILLOSCOPES AND THEIR USES, \$6.50

SAVE! Send cash with order and we pay postage. Same 10-day return privilege.

Name .....

Address .....

City, Zone, State .....

OUTSIDE U.S.A.—Add 50¢ to each book, cash with order only. Same 10-day return privilege with money refunded.

Send for FREE booklet and get the

# BIG PAYOFF

## in RADIO-TV-ELECTRONICS

What would a \$10 or \$20 a week raise mean to you?

Just one \$10-a-week raise will repay your investment in CREI training, and leave you a profit of \$200 or more the very first year! All further raises are pure profit, and you'll be prepared for many more promotions and raises in the future!

Today, thousands of electronics hobbyists have an opportunity to turn their hobbies into profits. It's the "Age of Electronics"! Trained men are in crucial demand! You may be "outside" the electronics industries now, working on a job you enjoy far less than experimenting, building, transmitting, receiving; working for less money than is being paid to electronics engineering technicians. But your "true love" is electronics. Why not awaken to your opportunities—now!

### ELECTRONICS IS SCREAMING FOR MEN LIKE YOU!

Here are just two of the high-level opportunities available from coast to coast:

"Just about four months have passed since I made my first recruiting trip to CREI. As a result of that visit Messrs. Kohs, Plante and Wenger are now members of the Laboratories and Mr. Kresge soon will be . . . we have some openings now and will have others . . ."—Bell Telephone Laboratories, Murray Hill, N. J.


"Two openings in our Field Service . . . aircraft electronics . . . starting salary is \$380 and up . . ."—North American Aviation, Inc., Columbus, Ohio.

### COUNTLESS POSITIONS MUST BE FILLED

And only trained men can fill them. You can get your share, if you take time now to gain that indispensable knowledge.

### ALL YOU NEED IS ADVANCED TECHNICAL TRAINING

Sure you have some experience. But the fellows with only partial technical knowledge move slowly, or stand still, while you—the man with advanced technical training—plunge ahead in the golden world of electronics opportunities.



### ACQUIRE NECESSARY TRAINING AT HOME

Use spare-time hobby hours for CREI Home Study as thousands of successful technicians have since 1927. Get concentrated training in minimum time, then step into a good job and enjoy good pay in the mushrooming electronics industry.

### SEND FOR FREE BOOKLET. IT TELLS YOU HOW

How to gain career success in the tremendous electronics industries. It pinpoints opportunities which exist. By 1960, the electronics industries will do no less than \$15 billion worth of business per year, not counting military orders. Take TV for example: There are about 39,000,000 TV sets and over 493 TV stations on the air. Color TV is pushing ahead furiously. There is but one field of maximum opportunity in this electronic age.

### CREI TRAINS YOU IN MINIMUM TIME AT HOME

Thousands of men before you have benefited quickly from CREI Home Study training. Thousands of CREI graduates are now employed in industry here and abroad. Here is what they say:

"In this time of less than two years, I have almost doubled my salary and have gone from wireman, to engineering assistant and now to junior engineer. I have CREI to thank."—Frank A. Eckert, 22 Clover Lane, Levittown, Pa.

### VETERAN?

If you are eligible for training under the new G. I. Bill of Rights, check coupon for full information.

### LIKE TO STUDY IN WASHINGTON?

CREI also offers resident instruction at same high level day or night. Classes start often. Check coupon for Residence School catalog. Qualified residence graduates earn degree: "Associate in Applied Science."

### FAMOUS FOR 30 YEARS

CREI is known and respected throughout the Electronic world. Since 1927 we have trained thousands in the military, industry and government. "ASK ANY ENGINEER."

## MAIL THIS COUPON . . . TODAY!

### CAPITOL RADIO ENGINEERING INSTITUTE

ECPD Accredited Technical Institute Curricula—Founded in 1927  
3224 16th St., N.W., Dept. 125-D, Washington 10, D. C.

Send booklet, "Your Future in the New World of Electronics" and course outline.

- CHECK FIELD OF GREATEST INTEREST
- Electronic Engineering Technology
  - Broadcast (AM, FM, TV) Engineering Technology
  - Television Engineering Technology
  - Aeronautical Electronic Engineering Technology

Name ..... Age .....

Street .....

City ..... Zone ..... State .....

Check:  Home Study  Residence School  Korean Veteran



To help us answer your request intelligently, please give the following information:

EMPLOYED BY .....

TYPE OF PRESENT WORK .....

SCHOOL BACKGROUND .....

ELECTRONICS EXPERIENCE .....

IN WHAT BRANCH OF ELECTRONICS ARE YOU MOST INTERESTED .....

# NOW! Get started with your own E-Z Tube Tester ROUTE...

Drug Stores, supermarkets, etc., are actually asking for them!

- work full or part time
- stock and sell new tubes
- requires little attention



Get in on the ground floor of this profitable new business!

**ORDER DIRECT FROM FACTORY at lowest prices ever!**

- Same accurate tester in successful use coast-to-coast.
- Tests over 350 different type of tubes.
- Rugged-made especially for DO-IT-YOURSELF trade.
- Automatically tests for shorts when tube is plugged into socket.
- One press of test button gives immediate GOOD-BAD reading on large 7" meter.
- 117 sockets, including 14 spare sockets, prevent obsolescence.
- Automatic stock control . . . automatic pricing.

Send 25¢ for COMPLETE SALES PLAN AND OPERATING MANUAL. Tells you all you have to know to start and build a successful Tube Tester business. All forms included.

**FREE!** E-Z Tube Tester catalog sheet on request

Dept. PE-3

**CALEX MANUFACTURING CO.**

3815 Martin Court

Seaford, N. Y.

treated clearly and concisely in this volume, but due regard is also given to the "intangibles" of sound systems. Where it is a matter of individual taste, or experimenting for best results, the author says so.

Generally, the ground covered includes a simplified explanation of audio theory, considerations regarding the selection of equipment, and hints on arranging the system in the home. In discussing components, the author works "back" from the speaker, through amplifiers to program sources. The text is always to the point, and mathematical formulas are kept to a minimum. Photos, charts, and diagrams help explain many knotty points. The diagrams are especially clear and logical, typifying the kind of big and "open" presentations for which this publishing house has been noted in their larger manuals.

*Recommended:* to all interested in hi-fi.



"RAPID TV REPAIR" by G. Warren Heath. Published by Gernsback Library, Inc., 154 W. 14 St., New York 11, N. Y. 224 pages. Soft cover. \$2.90.

The majority of common troubles encountered in TV receivers, and suggestions for remedying them on-the-spot, are included in this volume. The author acknowledges that not all problems are discussed, however, and counsels the reader: "If the trouble cannot be eliminated, then the set should be pulled and the job completed in the shop."

Symptoms of trouble are arranged alphabetically. Hints for curing them are based on a minimum use of test instruments, and involve the usual tools, tubes, accessories, and a VTVM. Numerous photos, schematic diagrams and a subject index round out the contents.

*Recommended:* as a reference guide to technicians for rapid servicing of TV sets.

## Free Literature Roundup

An attractive color booklet contains some well-taken points on the question of using a turntable or a record changer in a hi-fi system. Write to Rek-O-Kut Co., 38-01 Queens Blvd., Long Island City 1, N. Y., for your copy.

Humorous and informative is a 32-page booklet entitled "Seven Villains of Tape Recording." Copies are available from OR-Radio Industries, Inc., Shamrock Circle, Opelika, Ala.

Reprints of magazine articles dealing with the Goodmans' Acoustical Resistance Unit (ARU) are available from Rockbar Corp., 650 Halstead Ave., Mamaroneck, N. Y.


-30-

**EXPERIMENTERS, HOBBYISTS, ENGINEERS!**

You should have **VOLUME II** of the



**TRANSISTOR APPLICATIONS BOOK**



**only 50¢**

The new Raytheon Transistor Applications Book, Vol. II, is not just a collection of circuits, it contains complete construction information including wiring diagrams, illustrations and parts lists on a wide variety of new applications never before published.

What's more, there's a section of installa-

tion and wiring hints on transistors, printed circuitry and a full section on basic transistor theory and circuit design.

If you experiment with transistors you can't afford to be without this great new book. Get it from your Raytheon Tube Supplier or send 50¢ for each book you want to Department V2.



*Excellence in Electronics*

**RAYTHEON MANUFACTURING COMPANY**

Receiving and Cathode Ray Tube Operations

Newton 58, Massachusetts

# LEARN basic electricity electronics

THE EASY "PICTURE BOOK" WAY!



You don't need a degree to succeed in electronics. Now available . . . the fabulous ILLUSTRATED Training Course now used by the U. S. Navy!

### You Learn by Pictures

Over 25,000 Navy trainees have already learned Basic Electricity and Basic Electronics this easy, "Picture Book" way! Now, for the first time, YOU can master the basics of Electricity and Electronics with this same "Learn-by-Pictures" training course! Over 1,700 simple, easy-to-understand drawings explain every section—these "teaching" pictures actually make up more than half the entire course! No other Basic Electricity or Basic Electronics course in America uses this revolutionary illustrative technique! You learn faster and easier than you'd dream possible!

### A Complete Idea on Every Page

Here's how this easy, illustrated course works: every page covers one complete idea! There's at least one big illustration on that same page to explain it! What's more, an imaginary instructor stands figuratively at your elbow, doing "demonstrations" that make it even easier for you to understand. Then, at the end of every section, you'll find review pages that highlight the important topics you've just covered. You build a thorough, step-by-step knowledge at your own pace—as fast as you yourself want to go!

### Everyday English--A Course Anyone Can Understand

Sponsored by the Navy to turn out trained technicians in record time, this modern course presents Basic Electricity and Basic Electronics in a simple way that everyone can grasp—regardless of previous education! Every phase is made instantly clear—explained in plain, down to earth English—with hundreds of easy-to-understand illustrations to help you!

### 10 Complete Volumes

Volumes 1 and 2 of "Basic Electricity" cover DC components and circuits; Volumes 3 and 4 cover AC components and circuits, Volume 5 covers AC and DC motors and machinery. Volume 1 of "Basic Electronics" covers Diodes and Power Supplies; Vols. 2 and 3 cover Amplifiers and Oscillators, Vols. 4 and 5 cover Transmitters and Receivers.

### Home Study Without Correspondence

This course is so different, so complete—there's no need for the usual letter writing, question and answer correspondence! Learn at home—at your own pace!

### 10 Day Examination--Money Back Guarantee

Send today for these exciting new training courses—you risk nothing! When you receive the volumes, examine them in your own home for 10 full days. If, at the end of that time, you're not completely satisfied, simply return the books to us and we'll gladly refund your full purchase price! Total cost for either 5-volume course is only \$10.00! In Canada, prices approximately 5% higher.

### ORDER TODAY!

These books are sold by electronics parts jobbers and book stores. If YOUR dealer doesn't have these books, mail this coupon to us!




**JOHN F. RIDER PUBLISHER, INC.**  
116 West 14th St., N.Y.C.

- I have enclosed \$..... Please send me
- 5-vol. Basic Electricity set @ \$10 set
  - 5-vol. Basic Electronics set @ \$10 set
  - Both sets. I understand I may return the books in 10 days, and receive a complete refund of the full purchase price if I am not satisfied.
- Add state or city sales tax where applicable.

Name.....  
Address.....  
City & State..... PE-5

# McWatts


By CARL KOHLER



Join the Thousands of Central-Trained Technicians  
Now Enjoying **HIGH-PAY CAREERS** in...

**GUIDED MISSILES—AUTOMATION**

**ELECTRONICS  
TELEVISION  
RADIO**



**Outstanding Employment  
Opportunities Open to  
Central Graduates!**

No matter what you're doing now . . . whether you've ever had previous technical experience or not, you can begin right now to prepare for a great career in these fascinating, rewarding fields!

Capitalize on the fact that Central's nationally recognized, proven training methods, top instructors and long record of educational achievement *have put Central-trained men in high demand throughout America!* . . . that Central's graduates are periodically interviewed and employed by many of the Country's foremost industrial giants and leading employers of electronics specialists. Hundreds of radio and TV stations look to Central as a reliable source for competent, thoroughly trained technicians . . . and the nation's major airlines and aircraft manufacturers have hired hundreds of Central-trained technicians for important communications and electronics positions.

**3 Proven Training Plans**

**1. HOME STUDY COURSE** (with 9 kits of equipment)—Qualifies you for diploma, FCC license exam, and a variety of electronics jobs (or transfer into advanced resident training).

**2. HOME STUDY—RESIDENT COURSE** (with 9 kits of equipment)—Home study, followed by short period of resident training. Qualifies you for diploma, FCC license exam, and a wide variety of positions (or continue with advanced resident training). An ECPD-accredited engineering technician program.

**3. FULL RESIDENT COURSE**—Qualifies you for Associate of Science (A.S.) degree and top-pay employment opportunities as Electronics Engineering Technician. An ECPD-accredited engineering technician program. Part-time employment opportunities available for students while training.

**How Central's "Progressive Plan" Will Pay Off for YOU!**

Central's complete, accredited training is designed to get you the technical job you want . . . in the shortest possible time! Through Central's "Progressive Plan" of study, as you complete each phase of training your earning capacity goes higher! How far "up the ladder" you want to go is entirely up to you. A few short weeks of training prepares you for certain basic jobs. Then, with every additional phase of training you complete, you qualify for more advanced types of positions that command higher salaries. You can settle for any of a wide variety of well-paid, worthwhile jobs along the line . . . or you can use Central's complete training to advance right up to the *top-level, top-pay* positions! *Don't limit yourself!* Get the facts on Central's complete training. Mail the coupon today!

**VETERANS** Central offers courses approved under G. I. Bill

**Mail Coupon for FREE BOOK**



**CENTRAL TECHNICAL INSTITUTE**

Dept. A-57 1644 Wyandotte St.  
Kansas City 8, Missouri

Tell me more about how you can qualify me for a high-pay Electronics career.

Name.....Age.....  
Address.....Phone.....  
City, State.....County.....  
If Korean vet., give approx. discharge date.....

# Why People Like GENIAC

**"... beautiful simplicity ... good graded instructions."**

## TECHNICIAN

"I am very happy to say I have derived many hours of entertainment as well as education from this instrument."

T/Sgt. W. B., USMC

## ELECTRONICS AMATEUR

"I have purchased your kit and have become greatly interested in electrical brains. I want to thank you for the infinite amount of knowledge contained in this moderately priced kit."

W. P., Cleveland, Ohio

## EXPERIMENTER

"I am enjoying the 'GENIAC' kit and have been trying to design new circuits in my spare time."

L. S., Fontana, Wisconsin

## HOME STUDENT

"You have an ingenious design of beautiful simplicity accompanied by good graded instructions."

A. S., Cleveland, Ohio



**"... our son has found ... enjoyment and knowledge."**



"I am very delighted with my kit and we boys here at the dormitory at York College who are planning to become engineers are having a very interesting time assembling the various machines."

B. B., York, Nebraska

"Our son has found considerable enjoyment and knowledge working with this kit."

Mrs. S. S., Havertown, Pa.

"My son has enjoyed your GENIAC and I feel that this kit is an ideal arrangement for giving anybody the basic ideas for the principles of computers."

P. M., Electrical Engineer and Instructor,  
L. A., California

## COLLEGE STUDENT

## HIGH SCHOOL STUDENT

## FATHER AND SON TEAM

**"... you have a fine teaching instrument."**

## INTERNATIONAL EDUCATOR

"We believe GENIAC will serve a useful purpose as a training aid in our ICA technical assistance mission with the Turkish Ministry of Education in the field of technical education."

W. V., Program Chief

## ELECTRICAL ENGINEER

"I am a former electrical engineer (now a physician) and I was delighted to read your instructions and see the way your apparatus is put together. I think you have a fine teaching instrument."

J. M., Baltimore, Md.

## MATH DEPARTMENT HEAD

"I am interested in your 'GENIAC' kit both for my own school and for possible wider use in the city."

W. M., Chairman of Math Dept.,  
Brooklyn, N. Y.



## Advanced Courses in Computer Operation

### DIGITAL COMPUTER COURSE

Shows how to set up and build computers and experiment with pulses, gates, storage, add, subtract, multiply, design circuits. Manuals, wiring diagrams and texts provide a complete introduction to theory and practice.

Course C-2 . . . . \$28.00

### ANALOG COMPUTER COURSE

Lists sources of materials parts, theory and practical instructions plus wiring diagrams and schematics for adding, multiplying, integrating and differentiating; gives practice in calculating scale factors, choice of time scales, machine equations and block diagrams.

Course C-3 . . . . \$28.00

### ELECTRONIC MEMORY COURSE



The course contains instructions for building relay memories, magnetic core memories and tube storage memories, with detailed descriptions of methods of storing information and automatically giving instructions to electronic devices. Suitable for all levels—particularly designed for people who have some knowledge of electronics. Including

Texts: Course C-1 . . . . \$28.00

**ALL THREE COURSES TOGETHER \$75.00, SAVING OF \$9.00**



# New! A MACHINE THAT COMPOSES MUSIC



Actual tune composed on GENIAC

**COMPUTES, "REASONS"  
PLAYS GAMES**

**GENIAC  
ELECTRIC BRAIN**

**BUILD IT YOURSELF in a few hours!**

Yes, you build any one of 33 exciting electric brain machines in just a few hours by following the clear-cut, step-by-step directions given in a thrilling booklet! No soldering required . . . no wiring beyond your skill! GENIAC is a genuine brain machine—not a toy. The **only** logic machine kit that not only adds, subtracts, etc., but presents the basic ideas of cybernetics, Boolean algebra, symbolic logic, automation, etc. So simple to construct that even a twelve-year-old can make a machine that will fascinate people with advanced scientific training! With the special circuitry of GENIAC, the Electric Brain Construction kit, you can compose tunes automatically. These new circuits were never available before!

**OVER 400 COMPONENTS AND PARTS.** Circuits operate on one flashlight battery, and the use of ingeniously designed parts makes building circuits one of the most fascinating things you've ever done! You set up problems in a variety of fields—and get your answers quicker than you can set them up! Play games with the machine—nim, tic-tac-toe, etc.—and pit your brain against its logic! Solves puzzles in a few seconds that would take you hours without the aid of the machine. You actually see how computing and problem-solving is analyzed with algebraic solutions transferred directly into circuit diagrams.

**YOUR COST FOR GENIAC KIT:** only \$19.95 postpaid. The 1957 Model GENIAC KIT contains: (1) a complete 200-page text, "Minds and Machines"—a basic introduction to computers. (2) "How to Construct Electrical Brains At Home"—a fully illustrated text book on basic computer design theory and circuits with specific instructions for building circuits. (3) Wiring Diagram Manual. A special booklet with full scale diagrams that you can tear out and place on your work bench for easy assembly. (4) Beginners' Manual. Starting from scratch, the manual adds extra experiments, thoroughly tested using GENIAC components to teach the basic symbols of electric circuits. (5) Over 400 components and parts.

So—mail the coupon for your GENIAC today! Your money back if not delighted!

**Some Firms and Institutions that have ordered GENIAC:**

Allis-Chalmers  
Remington-Rand  
International  
Business  
Machines  
Wheeldex Mfg. Co.  
Manuel Missionary  
College

Walter V. Clarke  
Associates  
Barrard College  
Westinghouse  
Electric  
Phillips  
Laboratories

General Insurance  
Co. of America  
Lafayette Radio  
Rohr Aircraft Co.  
Albert Einstein  
Medical College  
Naval Research  
Laboratories

Los Angeles  
Public Schools  
Kansas State  
University  
Duke University  
Coral Gables  
Bell Telephone  
Laboratories

K1—Only

**\$19<sup>95</sup>**

(Add \$1.00 W. of Miss.  
\$2.00 Outside U. S.)

## UP TO DATE?

Is your knowledge of these new technical fields rusty? Perhaps you never had time to study them but need to now. Write for free information about our new, modern, low-cost course. Work at your own speed at home. Check those that interest you.

- PHYSICS**  
High School Physics  
 Part 1—PIA  
 Part 2—PIB  
College Physics  
 Part 1—P2A  
 Part 2—P2B

- MATHEMATICS**  
 Trigonometry  
 Algebra  
 Solid Geometry  
 Calculus  
 Statistics

- ELECTRONICS**  
 Television P3A  
 Radio P3B  
 Radar—Theoretical P3C1  
 Radar—Practical P3C2  
 Musical Instruments P3D

- CHEMISTRY**  
 High School  
 College  
 Analytic  
 Qualitative  
 Quantitative  
 Organic  
 Physical

- BIOLOGY**  
 High School  
 Human Biology  
 Zoology  
 Botany  
 Genetics

- Acoustics Hi-Fi P4  
 Nuclear Physics P5  
 Analog Computer C3  
 Digital Computer C2  
 Memory Storage C1  
 Construction of Robots P57

- PSYCHOLOGY**  
 Normal PS1  
 Child PS2  
 Abnormal PS3  
 Mental Hygiene PS4  
 Aptitude Test PS5  
 Rapid Reading PS6  
 Construction of Robots PS7

Please send me GENIAC Kit. \$19.95 (Add \$1.00 West of Mississippi or \$2.00 Outside U. S.)

**OLIVER GARFIELD CO., Dept. PE-47, 31 Broadway, New Haven, Conn.**

Name ..... Age ..... Occupation .....

City ..... Zone ..... State .....

# FREE

1957  
**EICO**<sup>®</sup>  
CATALOG

**SAVES YOU 50% on your  
TEST INSTRUMENT & HI-FI COSTS  
50 KITS & WIRED MODELS to choose from!**

**EICO**<sup>®</sup> 84 Withers St., Bklyn. 11, N. Y.

Show me **HOW TO SAVE 50%** on Laboratory Precision test instruments & Hi-Fi. Send **FREE** catalog & name of neighborhood EICO Distributor. PE-5

Name .....  
Address .....  
City ..... Zone ..... State .....  
Occupation .....  
Prices 5% higher on West Coast




Home, car, TV,  
appliance repairs:  
#540 NEW!  
REDI-TESTER  
KIT \$12.95  
WIRED \$15.95



VACUUM TUBE  
VOLTMETER  
#221  
KIT \$25.95  
WIRED \$39.95



NEW! PEAK-to-PEAK  
VTVM  
#232 & UNI-PROBE  
(pat. pend.)  
KIT \$29.95  
WIRED \$49.95



1000 Ohms/Volt  
MULTIMETER  
#536  
KIT \$12.90  
WIRED \$14.90

**PERFORMANCE-PROVED** by TV manufacturers, electronic schools and over 100,000 Servicemen. **OVER 1 MILLION** in use today!




5" PUSH-PULL  
SCOPE #425  
KIT \$44.95  
WIRED \$79.95  
Lowest-priced  
Professional Scope



NEW! COLOR &  
BLACK-&-WHITE  
S-MC TV  
SCOPE #460  
KIT \$79.95  
WIRED \$129.50



TUBE TESTER #625  
KIT \$34.95 WIRED \$49.95



#666  
NEW! DYNAMIC  
CONDUCTANCE  
TUBE &  
TRANSISTOR TESTER  
KIT \$69.95 WIRED \$109.95

**YOU BUILD EICO KITS in ONE evening,  
but — they LAST a LIFETIME!**



NEW! 20-WATT  
Ultra-Linear  
HIGH  
FIDELITY  
AMPLIFIER  
#HF20  
KIT \$49.95 WIRED \$79.95



NEW! HIGH  
FIDELITY  
PREAMPLIFIER #HF61  
KIT \$24.95 WIRED \$37.95  
with Power Supply:  
KIT \$29.95 WIRED \$44.95



NEW!  
60-WATT  
Ultra-Linear  
HIGH  
FIDELITY  
POWER AMPLIFIER  
#HF60 with ACRO 10-330 OUTPUT XFMR  
KIT \$72.95 WIRED \$99.95




NEW!  
COMPLETE with  
FACTORY-BUILT  
CABINET-2-WAY  
HI-FI SPEAKER  
SYSTEM #HFS1  
KIT \$39.95

**LATEST engineering • FINEST components • EASY instructions**



NEW!  
RF-AF SIGNAL  
GENERATOR #324  
(150 kc to 435 mc)  
KIT \$26.95 WIRED \$39.95



TV-FM SWEEP  
GENERATOR  
#360  
KIT \$34.95 WIRED \$49.95



MULTI-SIGNAL TRACER #145  
KIT \$19.95 WIRED \$28.95



1000 Ohms/Volt  
MULTIMETER  
#556  
(4 1/2" METER)  
KIT \$16.90  
WIRED \$23.50

**EXCLUSIVE 5-WAY GUARANTEE on components, instructions,  
performance — and LIFETIME service and calibration!**



6V & 12V  
BATTERY  
ELIMINATOR &  
CHARGER  
KIT \$29.95 WIRED \$38.95



R-C BRIDGE & R-C-L  
COMPARATOR #950B  
KIT \$19.95 WIRED \$29.95




Test radio, hearing aid,  
flashlight, photo-flash,  
electronic equipment  
batteries:  
BATTERY TESTER  
#584  
KIT \$9.95 WIRED \$12.95



RETMA Res. Sub.  
Box #1100  
KIT \$5.95 WIRED \$9.95



RETMA Cap. Sub.  
Box #1120  
KIT \$5.95 WIRED \$9.95



## New DF Technique **For Small Boats**

By **ELIOT DRAKE**

***Aeronautical beacons aid seafarers  
with or without a DF loop antenna***

**T**HIS COMING SUMMER more people than ever will be spending their weekends and holidays in boats. For many, it will be their first venture into unfamiliar surroundings. It follows that, after getting out on the water, numerous beginners will wonder how to find their way back.

The older mariners depended entirely on the magnetic compass. Within the past few decades, and particularly within the past five years, the use of radio direction finding (DF) equipment has become standard procedure. The novice boatsman, however, may not want to spend the money for a DF loop antenna. This article tells how you may approximate your position on the water by simply listening to aeronautical radio range stations.

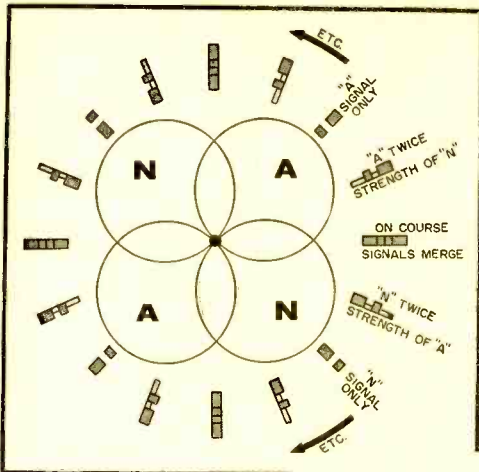
Although radio range stations operating between 200 and 400 kc. are not generally used by navigators afloat, they are the simplest source of sea-going signposts to be found. No skill is required for observing radio range signals, and they are accurate even if you are in a small bouncing boat—something that cannot be said for the usual kind of radio bearings taken with DF equipment.

**To use the aeronautical** radio ranges for navigation, all you need is a receiver

covering the band of frequencies from 200 to 400 kc. Radio range stations are generally on the air continuously, and the signal that you receive from any one of them depends upon the compass bearing between you and the station.

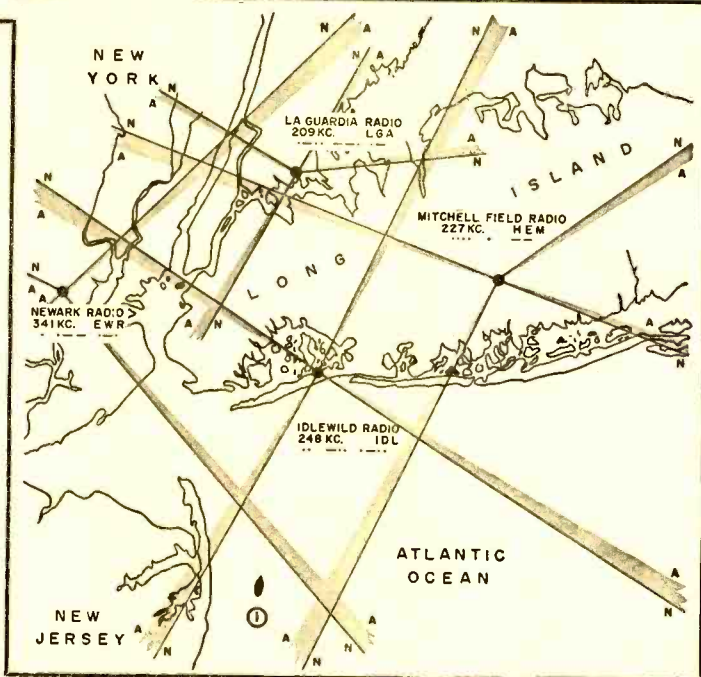
The range transmits two signals in the pattern of a four-leaf clover. As shown in the drawing, page 36, you will find that, if you are in the center of the upper left or lower right quadrant, you will only hear the code signal N (dash-dot). In the other two quadrants, you will hear the letter A (dot-dash). But when you are located on the lines that bisect the overlapping A and N patterns, you will hear a steady tone. Thus, you know that you are on the beam. The airlines pilot "rides" this tone to find his base through clouds and darkness.

Actually, 16 different sectors are indi-



Drawing above shows division of antenna pattern from a radio range station into 16 parts, represented by intensity of the "A" and "N" signals. In actual practice, the beams are "warped" as shown in the map at right.

If your boat is suddenly surrounded by fog in position ① on the map, you should first tune to 227 kc. to find station HEM, Mitchell Field, L. I. In this position, the A signal will be heard about twice as strong as the N signal. By then tuning to 248 kc. and identifying IDL, Idlewild Radio, the N signal will be heard with approximately twice the strength as the A signal. To verify the position further, tune to 341 kc. and identify EWR, Newark Radio; you should hear the N signal about twice as strong as the A signal.



last at least one or two boating seasons.

Radio range stations have a positive means of identification. They are each assigned call letters which they periodically transmit in Morse code. These dot-and-dash call signs are transmitted very slowly and may be easily read and identified by a rank novice.

Representative patterns are shown in the map of the Sandy Hook and lower Long Island area. The caption accompanying this map further explains the use of the aeronautical radio range stations.

**Once you've learned** to poke your way around in poor visibility by using aeronautical range signals, the next logical step is to try loop-receiver direction find-

cated by a single range. This is also shown in the drawing above. However, you cannot find your position from observing a single radio range. By tuning in two or three radio range stations and determining in which sector of each range station pattern your boat lies, a fairly accurate position may be obtained. Then, at the very least, you can pilot the boat home by compass or direct it towards the nearest radio range course (steady tone) that will bring you safely to your destination.

**Radio range patterns** are identified in sectional aeronautical charts published by the United States Coast and Geodetic Survey. The price of a chart is only 25 cents, and since few changes are made each year, a small investment will probably

ing. The new National NC66 receiver shown on our cover provides for such "growth" by permitting the purchase of a loop antenna and null meter as a separate unit. This will enable the boat owner to take more bearing lines by using marine beacons and shoreline AM broadcast stations.

If you take your boat out on a lake, where you don't need to bother with radio navigation, learn to do it for the experience anyway. Then when you hit open water some day, you'll know the ropes. No matter how adept you eventually become with DF equipment, you'll always find the invisible patterns of the airway radio ranges one of the easiest check points to use for your maritime navigation.

## Midwife to Dwarf Diodes

**T**HE BIRTH of a semiconductor diode or transistor is a very delicate operation requiring utter cleanliness and skilled precision reminiscent of surgery. The whole new field of electronically active solids employs such delicate techniques that women, accustomed to the painstaking labor of needlepoint, are often their ablest practitioners.

Our pictures show tasks performed by these girls in the making of tiny silicon diodes, no bigger than a grain of rice. These midget diodes, manufactured at the Electronics Division of Hughes Aircraft Company, use silicon in place of germanium to gain greater heat resistance. This makes them suitable for many new applications in the field of industrial process control.

-30-



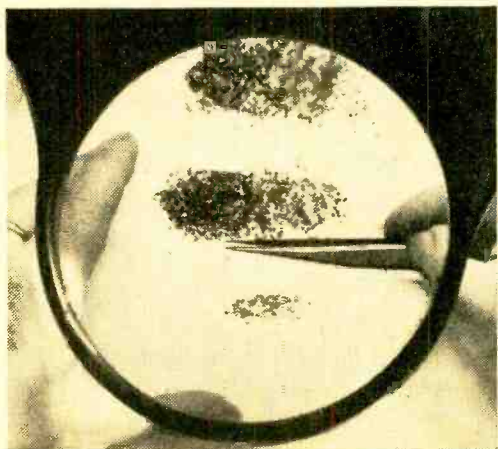
**Silicon furnace** (above) converts coarse nuggets into silicon ingots as the first step in diode-making. A controlled amount of impurity (1%) is added to the melt at 2640° F to provide conductor electrons within the solid structure.



**Paper thin wafers**, sliced from ingot individually by an automatic machine, are examined for uniform thickness, shape and surface texture in photo at left.

**Completed diodes** are checked at right—both by eye and ear. An audio signal in the test device indicates the crystal orientation.

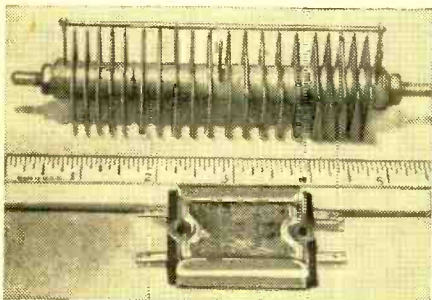
**Crystals shown** below under magnifier are sorted out for proper shape. Because they are "diced" from semi-circular wafers, some of them have rounded edges and must be rejected.





### Horror in Brooklyn

In this age of imminent space travel and flying saucers, no one need be surprised on encountering a space monster on the quiet Brooklyn street pictured above. This department fails to understand the evident horror on the boy's face at this friendly meeting.




### Rectifier Goes Flat

Flat selenium rectifiers, like the one shown above lying on the yardstick, may replace the customary larger stack pictured above it for comparison. The Radio Receptor Co. of Brooklyn imports the item.

### Space Message Expected

Provisions are now being made to receive the messages from space to be sent earthward from the artificial moon that will be launched later this year. Dr. John P. Hagen, Director of Project Vanguard, is shown below with a model of the satellite designed by scientists working under his direction at the Naval Research Laboratory in Washington, D. C. The instruments shown inside include telemetering equipment which will transmit radio signals to earth while the satellite courses through its orbit.



### Nosing Its Way 'Round



Grafting a 17-foot nose, simulating the front end of a Bomarc missile, onto a B-57 bomber (below) is a novel way of testing the guidance systems intended for eventual installation in the missiles. Testing under these simulated conditions saves not only money but also the most important element of research and development: time. Since test missiles seldom can be recovered, the time and money required to maintain expendable test missiles would be prohibitive. The grafted nose solves the problem.




# Racing Radio



**New use for Citizens Band  
transceiver demonstrated  
at Daytona Beach track**



Microphone (above) is taped on gearshift lever. Photo at right shows transceiver mounted on car's transmission hump. Above right, driver checks car antenna.



**"PIT STOP! Make a pit stop! Your left rear tire is almost done."**

"Okay," radios the tired driver of speeding car No. 44 as he slows to broadside a turn and jams his car through racing traffic. "I'm coming in."

In the past, race drivers have always been plagued with the problem of how to secure accurate communication with their pit crew. Now, through the use of Citizens Band 465-mc. transceivers, both driver and crew can participate in exciting races with complete mutual understanding. No longer does a driver have to wear his tires to shreds before realizing it is time for a change. His

crew chief in the pit can quickly spot such troubles through binoculars and radio a warning of potential danger.

On the other hand, drivers flying past the pit area at 110 miles an hour are in no position to advise their crews of impending needs—such as a pit stop in the next lap for gasoline. Radio enables the driver to alert his crew in plenty of time. An advance warning of action to come reduces the possibility of an excited crewman pouring *water* in the *gas* tank—a mistake which caused one car to lose a race last year.

The 4.1-mile track at Daytona Beach,  
(Continued on page 114)

# Hams in Service Help Their Hobby



## Military Affiliate Radio System

**boosts the morale  
of U. S. servicemen**

Typical of the many MARS installations throughout the world is this one in Wiesbaden, West Germany. Airman First Class Ann Moody, center, is speaking to her mother in Kezar Falls, Maine. T/Sgt Rialto Cardinale operates station controls while Theresa Iannone waits to talk to her parents.

SCATTERED throughout the world are many friends and relatives of POP'tronics readers. They are members of the Armed Forces serving to protect our democracy. Although most of our contact with these airmen and soldiers must be through the mails, there is another method that has proven to be immensely valuable. It is the Military Affiliate Radio System, commonly referred to as MARS.

MARS is comprised of radio stations that operate in or near the usual radio amateur bands. They are mostly staffed by licensed radio hams who receive further training in message-handling procedures, equipment operation, etc., through these activities.

Two MARS networks are in existence.


One of them is operated by U. S. Army personnel. The other is operated by men and women of the U. S. Air Force. Both have their headquarters in Washington, D. C. Although, as illustrated on these pages, the major portion of their messages concerns the morale and welfare of our troops, the military also believes that these networks can provide an additional number of traffic channels should they ever be needed.

The history of MARS is an impressive legend of cooperation between U. S. radio hams and the military. Reports indicate that MARS will soon expend considerable effort in teaching—or providing the facilities to teach—Novice ham radio. Follow our pages for more information. -30-

Airman Harold Banks (at the right) requested the MARS station in Tokyo to relay an important message to his mother concerning the welfare of the entire family. MARS sent the message to Hawaii, then to the west coast, on to New Orleans, and finally delivered it less than 36 hours later. Personal messages are always handled with the greatest possible degree of discretion by MARS personnel.







Located in the New Kaijo building in Tokyo is the net control station for the Far East Air Force (FEAF). At the left, A/IC Leo Gonzalez, Jr., is checking net reports. Some messages of the MARS stations go by c.w., some by radiotelephone; and others by a system of radioteletype.

U. S. Air Force Photos

MARS Station AIIBL is located at Tachikawa City, Japan, and is one of the foremost traffic-handling stations in the Far East. T/Sgt G. F. Doran is supervisor of this station, which is known as KA2FC in the radio amateur bands. On one occasion, by setting up a phone patch with a large hospital in San Francisco, AIIBL was responsible for securing special serum for a stricken airman within 48 hours.




T/Sgt Cardinale (above), manager of the MARS station at Wiesbaden, Germany, adjusts one of the many transmitters at AJ3AIR. These transmitting units are powerful enough to reach any part of the world.

Station AJ3AAA (right), the net control station of the 12th Air Force Network, handles 2000 to 3000 messages each month while phone patches to relatives run around 120 a month. As in other stations shown, nearly all of the equipment is either surplus military or salvaged and repaired by station personnel.



May, 1957



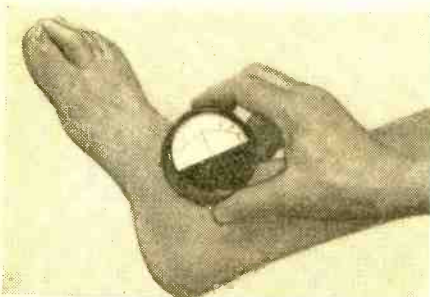
## What Is It?

Spotted on Lexington Avenue, in midtown New York, was this unusual antenna. There was no visible indication of what the driver expected to capture and the antenna itself gave no clue to its possible purpose. Aside from the incidental opinion that it looks something like a halo, we've been unable to figure out anything about it. Several photographs were taken by our staff to save this epic scene for posterity. Nevertheless our curiosity is still bothering us. We can't help wondering—what is this antenna and what is it supposed to do?



## Electronic Brain—Neurotic?

British scientists have designed the electronic brain above to include unusual human traits—forgetfulness, neuroticism and panic. Nicknamed Eucrates I, the "brain" learns from an electronic instructing computer. Continual successful accomplishments make Eucrates careless and then neurotic as it becomes unable to catch up. Finally it panics—until the electronic instructor comes to the rescue and smooths its muddled thinking. Eucrates will be used to study "neurotic" traits that might plague electronic computers.



## Skin Thermometer

A new skin thermometer (above), working on the principle of a temperature perceiving magnet in a constant magnetic field, is now being used for clinical diagnoses in Austria. The magnetic indicator, mounted on a thin silver plate, becomes more magnetic when subjected to rising temperatures. Placed on the skin, the thermometer immediately assumes its temperature, enabling quick, accurate readings.

## TV Keeps Dry Under Water

Businessmen can now conduct underwater salvage and offshore oil drilling operations, inspect spillways, dams, canals, irrigation systems, etc., without going near the water. A closed-circuit demonstration of the new underwater TV camera that makes all this possible was recently held in Hillsborough, Calif. (see photo below). The camera, designed by the engineering staff of HEC Corp., Redwood City, Calif., is housed in a watertight stainless steel cylinder. The lens looks out through a small window in one end of the cylinder. In addition to immediate viewing on the TV screen, the televised information can be recorded on *tape* and played back at a future date—underwater photography without film!



**Sound detector** in action. All you'll need are a few parts—and maybe a cardboard horn for greater sensitivity.



## Building the Big Ear

**You can pick up voices a block away  
or even a jet in the next county—**

**By ELBERT ROBBERSON**

**T**HE FELLOW across the street was raking leaves. In my earphones the rake sounded like a road-scraper race in an echo chamber.

"Whisper something," I yelled at him, first turning down the gain on my black box for a second.

"You're nuts," he whispered, continuing his raking.

Then he looked up. "What kind of gadget you got there?" he blasted, putting down the rake. "What time did the saucer land?"

I'll admit I might have looked extra-terrestrial, standing there wearing a pair of earphones, holding a little black box, and aiming a blown-up take-off of a Gramophone horn. So I had to tell him about my "sound detector."

The first thing, I warned him, is that you don't yell at this device—you talk low. Dogs a quarter-mile away sound like they're in your own yard; voices that are just a murmur shape up into conversation; and the birds sound as if they're singing right in your ear. When you listen with the detector, sounds are picked up which otherwise would have flown right by, and you can recognize speech that was just noise before. In fact, a little listening gives you the feeling of bathing in a sea of sound.

"But what's it good for?" asked the man with the rake, a solid practical character by nature.

"Well, if you wanted to," I told him, "you could pick up a jet in the next county, or hear someone talking to you from a block away. Combine it with a megaphone, and you could talk with a person at a distance—like a swimmer, or somebody out in a canoe."

The leaf-raker began to get ideas. "You could listen for signals," he added, "or make sure the kids are okay. Is there much to building one?"

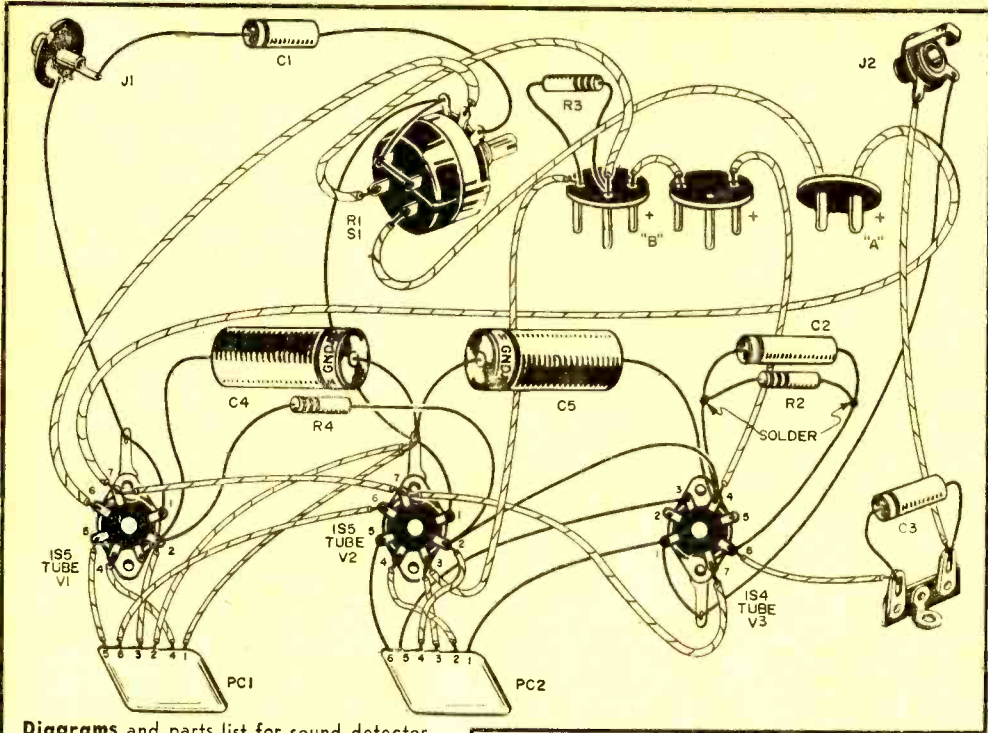
"Not much," I told him. "I put this one together in an afternoon, making it out of leftovers."

**The parts** of a sound detector are few—just a microphone, an amplifier (in a separate case), and a headset for listening.

To house the amplifier, use a 4"x5"x6" steel utility box. This may have a built-on chassis, or one can be added. Construction of the panel and chassis is shown in the photographs. Be sure that your cabinet is steel, not aluminum; steel provides shielding, which is always desirable in a high-gain amplifier.

The first step in wiring the unit is to install the "power," or d.c. wiring. Putting this wiring in first makes the subsequent insertion of components easier.

Then make up the battery cables and plugs, allowing about 10" scope on the wires. Note that one of the B battery plugs carries the resistor, *R3*, between the negative

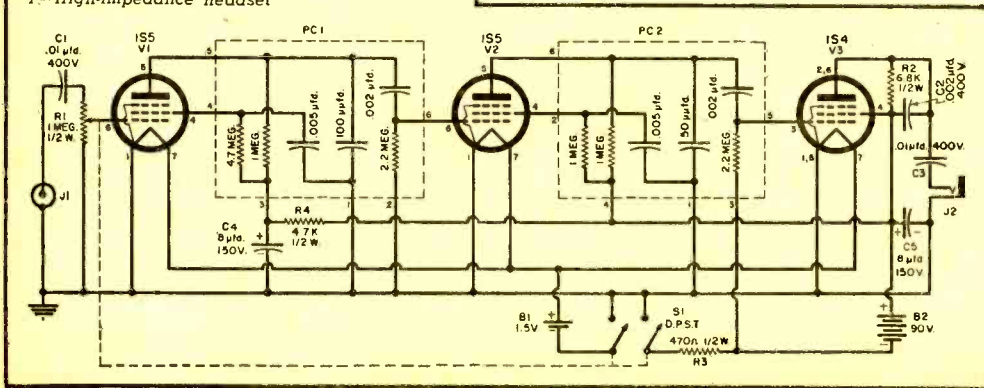



**Diagrams and parts list for sound detector.**

- B1—1½-volt battery (Burgess 2F or equivalent)
- B2—90-volt battery; two 45-volt units in series (Burgess XX30P1 or equivalent)
- C1, C3—0.01-μfd., 400-volt tubular capacitor
- C2—0.002-μfd., 400-volt tubular capacitor
- C4, C5—8-μfd., 150-volt electrolytic capacitor
- J1—Phono jack
- J2—Headphone jack
- PC1—Printed circuit (Centralab PC92)
- PC2—Printed circuit (Erie 1407-01)
- R1—1-megohm, ½-watt potentiometer
- R2—6800-ohm, ½-watt resistor
- R3—470-ohm, ½-watt resistor
- R4—4700-ohm, ½-watt resistor
- S1—D.p.s.t. switch, on R1
- V1, V2—1S5 tube
- V3—1S4 tube
- 1—5" x 6" x 4" utility case and chassis (Premier CA-1404 or equivalent)
- 3—Seven-pin miniature sockets
- 1—Two-terminal tie point
- 1—Crystal microphone replacement cartridge (Shure R7 or equivalent)
- 1—High-impedance headset

terminal and the "dead" center terminal which is employed as a tie point. Voltage drop across this resistor is used for bias on the output amplifier tube.

The diagrams show two different makes of printed circuit, Centralab and Erie. In the model equipment, these were used to test the interchangeability of parts. If desired, the same combination of coupling circuits may be employed, but the unit will work as well (and buying parts will be simpler) if you stick to one or the other (or any equivalent) line of products. Just be careful to check the schematic of the coupling unit to make sure the wires are connected properly. For example, note the difference between the numbering of the two printed circuits illustrated. With these two





**The chassis** should be about 5" wide by 2" deep so that there will be room behind it in the cabinet for the batteries when the unit is assembled. Before cutting any holes, make sure that the potentiometer and phone jack will clear the vacuum tubes.

units, the order in which the wires are arranged from left to right is the same, circuitwise, although the numbers are different.


When the wiring is completed and checked, the tubes and batteries connected, and the headset plugged in *J2*, a rushing noise should be heard as *R1* is turned to maximum clockwise. Now plug in the microphone, and you should be able to hear yourself breathe.

**Until you are acquainted** with the unit, speak softly! You may note that any tendency of the potentiometer *R1* toward noise production will be amplified. Scratchy sounds produced when you operate this control do not necessarily indicate a defective potentiometer but rather are due to the high amplification.

Although the sound pickup with a "bare" microphone is very high, both loudness and intelligibility are greatly increased through the use of some means to concentrate available sound on the microphone.

An electric-heater bowl employed as a reflector will increase the response to sounds above a certain frequency, which depends upon the bowl diameter. "Highs" are greatly accented, and some directivity is obtained, which allows concentration on sound from the desired direction.

To use a heater as a reflector, remove the grill and screw out the heater element. The element has a left-hand thread, so turn it the opposite way that you would a light bulb to get it out. Remove the socket from the bowl, and cover the opening with a piece of cardboard or aluminum foil. Then move the microphone in toward the center of the bowl to find the point of maximum



**Microphone pickup** can be improved with a parabolic reflector, such as this heater bowl. Offering directivity and high gain, it will increase the response for high-pitched sounds.

pickup. The diaphragm of the microphone should face the reflector.

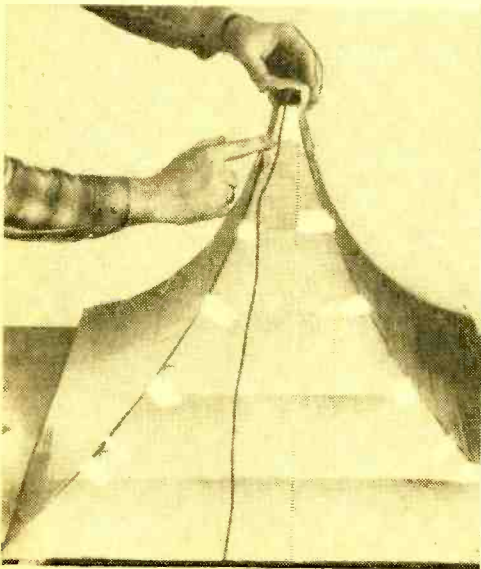
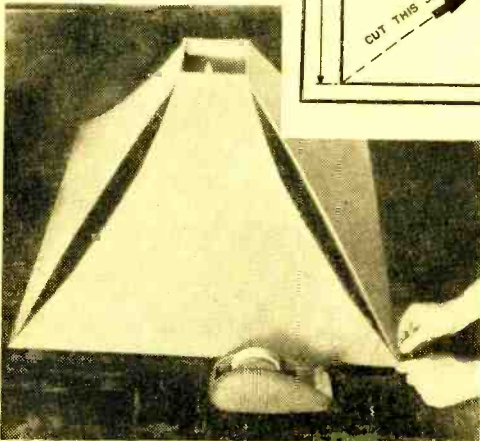
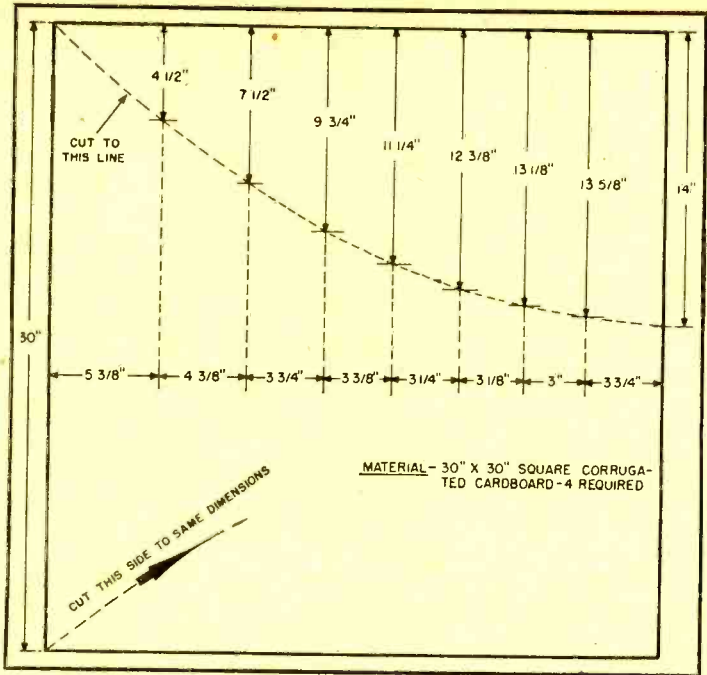
The usual heater bowl falls off in sensitivity on sounds of less than 1000-cycle frequency, and has the most effect on higher pitched sounds. For instance, bird calls, children's voices, or other sounds rich in high frequencies are quite improved with such a reflector.

**Best over-all response** is obtained with an exponential horn. This device will gather in quite a volume of sound and cram it into the microphone, and will provide the best reproduction of low frequencies. The

An exponential horn, simply made with corrugated cardboard according to the layout at right, will give the best reproduction of low frequencies.

Stand the sides of the horn on the floor and tape the corners together, as shown below. Then draw the edges together, tacking with tape as you go.

When the horn is fully shaped, tape the microphone into place at end (see bottom photo) and wrap securely, covering all cracks with tape.



exponential horn illustrated is very simply constructed out of packing-box corrugated cardboard. Four 30" squares are required.

First lay out each of the four sides and cut them to shape with a sharp knife. Stand the sides on the floor and tape the corners together with masking tape.

Then draw in the edges of the cardboard to meet, and spot-fasten with masking tape. When the sides are fully drawn in and secured, the horn will have the required exponential shape. Strips of tape can be run along the inside of the corner joints, and the outside fastenings augmented to make the horn rigid and secure.




Shape the neck of the horn so it butts against the face of the microphone. Then tape the microphone in place, covering all cracks and building up over the assembly with tape until a fairly rugged mounting is obtained. Inside the horn, apply tape where necessary to make the path into the microphone diaphragm smooth and unbroken.

To aim the horn, prop it up to point as desired, or secure a metal strip to the bottom at the center of balance.

With this horn, the most important improvement over a bare microphone—in addition to increased directivity and sensitivity—will be an important increase in sound intelligibility. For example, a plain microphone could pick up and greatly amplify the sound of distant voices, but the result might be just a babel. The horn will give the quality of "presence," and turn jumbled sounds into recognizable words.

—30—

## D.C. Supply for Small A.C./D.C. Motors

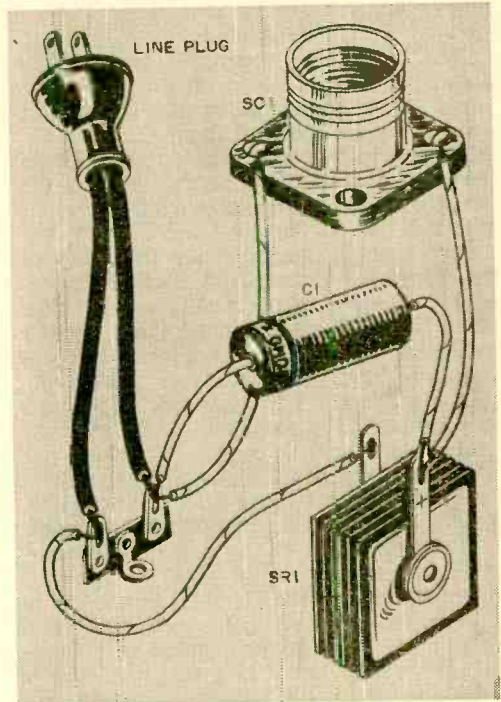


**T**HIS POWER SUPPLY can be used to increase a motor's speed and prevent excessive heating. Very simple to construct, it is designed primarily for small high-speed motors used on a.c. or d.c., such as the carving motor shown at the top of this page.

Both the selenium rectifier (SR1) and the capacitor (C1) can be obtained from your local dealer in electronic parts. Construct the base and uprights from  $\frac{3}{4}$ " wood stock, and drill a  $\frac{1}{4}$ " hole in each of the upright pieces to pass the electric cord and wiring. The socket (SO1), capacitor and rectifier are then mounted and wired as shown in the diagrams.

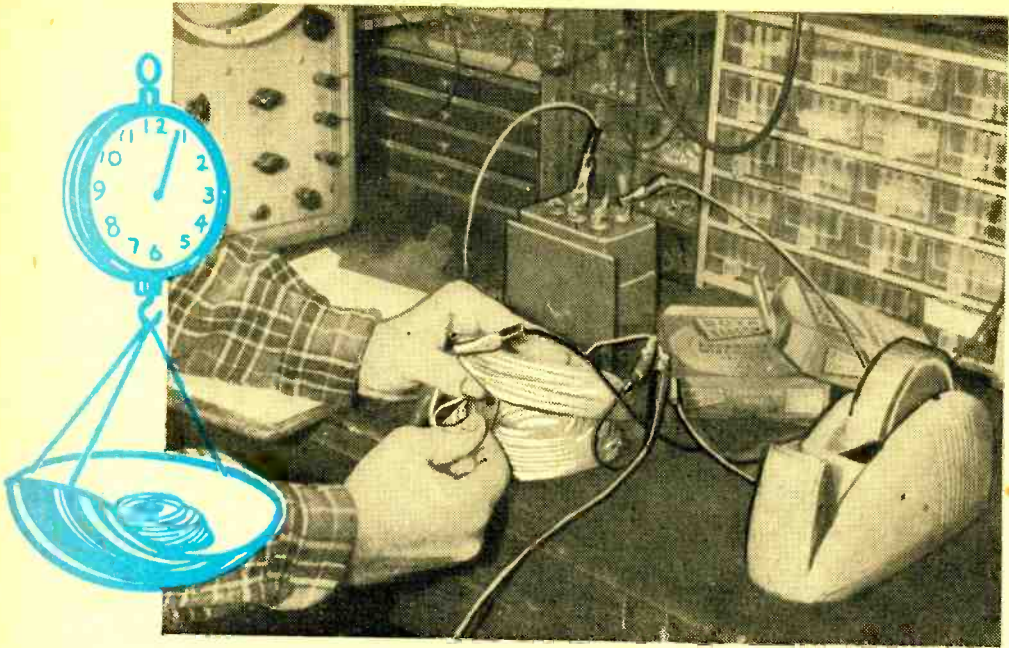
Cut a protective shield from hardware cloth or wire screen (see photo above); then bend and fasten it with wood screws and washers. As an added safety measure, tape the exposed socket connections.

The d.c. supply must be used with motors drawing less than 0.5 ampere; those drawing more current will burn out the rectifier. It can only be employed with motors using d.c. or a.c./d.c.; motors using just a.c. will not work on the d.c. output of the rectifier.



For a faster, smoother shave, try your electric razor with this power supply. However, be sure that your razor has an a.c./d.c. motor.

—Carleton A. Phillips



## “Hardware Store”

## Hi-Fi Crossover

**P**RACTICALLY everyone knows the “why” of crossover networks in quality sound reproduction. A speaker cone that will sashay in and out along the distance necessary to pump a fat, low sound into the room just can’t move fast enough for the highs; and the perky jobs that will trill out the highs just can’t move far enough and push enough air to manufacture large low notes. And, even in “wide-range” speakers, there is danger of the high notes being squeezed out of shape by the cone’s low-note excursions. Hence, it is desirable to have more than one speaker.

If you connect bass and treble speakers to your amplifier, each unit will try to do part of the other’s job, resulting in loss and all-around confusion. The use of two speakers calls for a crossover network, which is simply an automatic tone-sifter to switch the various tones to the speaker that can handle them.

Unfortunately, the “how” is not so clear, since most designs require coils of special values which the hi-fi fan must wind himself. However, there is a way to build a crossover unit without any meticulous measuring or winding.

Figure 1 shows how the crossover works; Fig. 2 shows the circuit. At the crossover frequency, both speakers are fed


equally. Below this point, the woofer receives more power and the tweeter less, and vice versa, at the rate of 6 decibels per octave.

The two speakers should have the same impedance rating. If the rated impedance of the two speakers does not happen to match, consider the combination to have an impedance half-way between the two values.

**To build your network,** first decide on the crossover frequency. This will depend upon the frequency range of each of the speakers, and how much of the load you want each to carry. The point chosen should be in a frequency region which both speakers are able to reproduce, although it may be close to their response limit.

In Table 1, follow the proper speaker impedance column down to its intersection with the horizontal line corresponding to the desired crossover frequency. The figure at the intersection is the value of capacitance required for the crossover network. This may be made up by connecting different-value capacitors in parallel to give the desired sum. These capacitors may be low-voltage units. (Surplus bins are an excellent source of capacitors for this use.) Paper capacitors are preferred because they retain their rated value indefinitely,





**By  
King Murdoch**

**To keep coils in shape, they are "spot wrapped" with Scotch tape (see facing page) after the correct weight of wire is chosen. At left, the author measures crossover frequency for various packages of ordinary bell wire.**

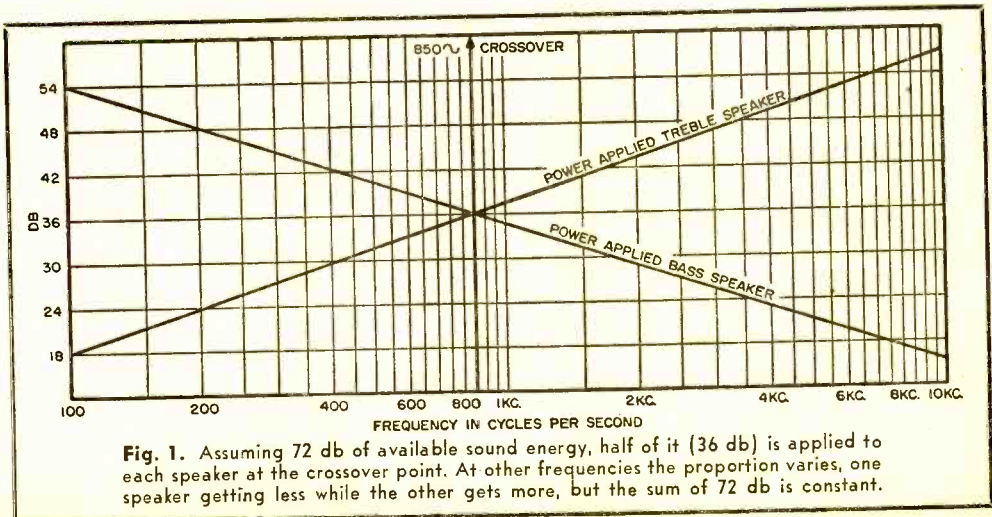
while electrolytic capacitors tend to drop off or leak with age.

However, if it is necessary to use electrolytics, they will be perfectly satisfactory, as long as periodic tests are made to insure that they have not gone bad. With electrolytics, it is necessary to connect two sections, back-to-back (positive-to-positive or negative-to-negative). Otherwise, they would pass current in one direction. Because of the series connection, the capacitance of each section used must be twice the total value desired.

Stock rolls of plastic-insulated #18 bell wire, available in hardware stores, can be used for the coil. These rolls commonly

come packaged in 1-lb. and ¼-lb. rolls, constituting a ready-made air-core coil with tolerably low loss. The characteristics of several such packages have been measured, and found to be quite suitable for our purpose. The coils illustrated in this article had the following dimensions: 1-lb. roll—5" diameter, 1½" hole, 1" thickness; and ¼-lb. roll—3" diameter, 1½" hole, 1" thickness. Try to get wire made up in packages as close to these dimensions as possible.

Now go into Table II, following the same speaker impedance column down to the line marked by the previously chosen crossover frequency. At the intersection, the amount of wire required in the coil is



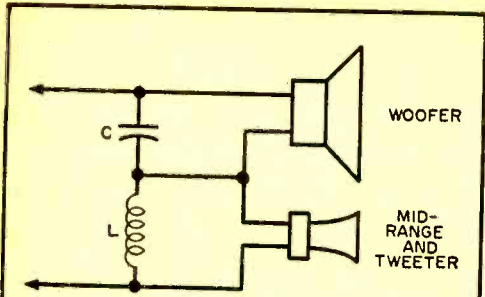


Fig. 2. Circuit for a two-way crossover network feeding separate woofer and tweeter.

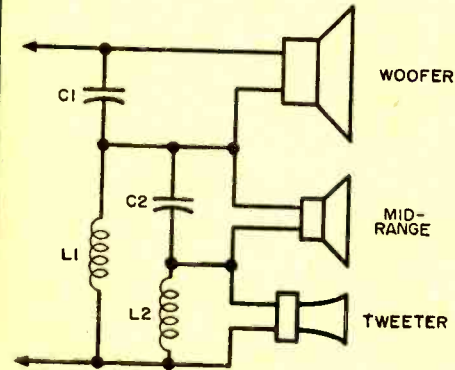


Fig. 3. Circuit for a three-way crossover network accommodating additional mid-range speaker.

shown in pounds. For example, a 1 1/4-lb. coil is required for a 4-ohm speaker to cross over at 500 cycles. This coil should consist of one 1-lb. coil, and a 1/4-lb. coil stacked on top, the two then being connected in series.

Stack the coils so that the direction of winding is the same for both coils, and make the series connection by joining the inside end of one coil with the outside end of the other. Connect the rest of the circuit to the remaining two free wires.

To obtain any of the odd values of weight which may be needed, stack 1-lb. and 1/4-lb. coils to arrive at the nearest quarter-pound in excess of the desired weight. Values of 1/8 lb. can then be obtained closely enough by simply removing half of a 1/4-lb. coil.

Then connect the capacitor and the coil in series across the amplifier output. The treble speaker is connected across the coil, and the bass across the capacitor. The amplifier output impedance tap should be set to the rated value for a single speaker because, in the series-parallel connection, this is the load the amplifier "sees."

**Judge the operation** of the network by listening to any full-range music with which you are familiar. If the woofer

seems to be loading, peel a little more off the coil. On the other hand, response can be pushed the other way by adding several turns. Not much change will be evident after small alterations—it takes at least 1/8 lb. for the difference to show up to any noticeable degree.

Suppose you want to use three speakers, which ordinarily calls for a three-way network. You can get out of the woods very simply by using a network such as has just been described, with the crossover at the frequency desired to separate bass and mid-range speakers. Then, connect another similar network in place of the mid-range speaker across the first network coil. The

Crossover Frequency (cycles)	Speaker Impedance			
	4 ohms	8 ohms	12 ohms	16 ohms
	Capacitance in Microfarads			
500	80	40	26	20
750	53	26	18	13
1000	40	20	13	10
1500	26	13	9	6.5
2000	20	10	7	5
2500	16	8	5	4
3000	13	6.5	4.4	3.3
4000	10	5	3.3	2.5

Table I.


Crossover Frequency (cycles)	Speaker Impedance			
	4 ohms	8 ohms	12 ohms	16 ohms
	Pounds of Wire			
500	1 1/4	3/8	1 1/2	1 3/4
750	5/8	3/4	1	1 1/4
1000	1/2	3/4	7/8	1 1/4
1500	3/8	5/8	3/4	1
2000	1/4	1/2	5/8	3/4
2500	1/4	1/2	5/8	5/8
3000	1/4	3/8	1/2	5/8
4000	1/4	1/4	3/8	1/2

Table II.

second network should have the crossover frequency to separate the mid-range from the treble. The exact value in each case depends upon the speakers used. Connections are shown in Fig. 3.

Since the attenuation attained with these networks is smooth and gradual, a few cycles one way or the other make little difference—so don't bother splitting hairs. The main thing is to get the desired proportion of highs and lows into the appropriate speakers without humps or hollows. Your "hardware store" crossover network will do the job as well as many costing a great deal more money.

# '57 Look in R/C



**Dale Root**, top R/C competitor, is shown beside his sleek five-channel job. Shown under the wing tip is a Babcock Citizens Band transmitter used by Dale.


By **WILLIAM WINTER**  
Editor, Model Airplane News

**Eight-channel control a reality!  
All-transistor receivers and a  
transistorized power pack, too!**

**I**F YOU CAN'T do three consecutive outside loops, you don't stand a chance in multi-control events," say the R/C model fliers. Inverted flight, true spins, snap rolls, and exotic stuff like "Cuban Eights" aren't too tough with standard radio equipment now on the market, but the outside loops separate the men from the boys. To old-timers, it must sound like the ultimate lie that one need know nothing about electronics to do these things. But the amazing truth is that the super multiple-channel R/C gear now used for these maneuvers is not complex and is easy to operate and maintain.

The R/C breakthrough came in 1956, brought about by the competitive interest of firms whose main line of business was electronics for the military, from target drones to guided missiles. Transistors made it possible, with a big assist from printed circuitry and lightweight components and relays.


**Eight-Channel R/C.** As this goes to press, at least two firms make eight-channel equipment, costing in the neighborhood of \$200 for transmitter and receiver. Planes are being flown with radio-controlled ailerons, wheel brakes, wing flaps, full-scale type trimmable tails, and so on. CG Electronics,



**All components** are easily removable in this five-channel installation in a model airplane. At far left is the engine control servo, next to it is the receiver, then the socket panel, servo for rudder control and servo for elevator.

who took the lead in 1956 when its five-channel models won the Nationals, now has an eight-channel job almost ready for production. Orbit and Bramco have "eights" on the market.

The Bramco "Regent," for example, weighs only seven ounces (less than 10 with batteries) and measures only 3½" x 2½", including eight relays! It idles at ½ ma. and has a filament drain of only 10 ma. The single tube is a 1AG4 subminiature type with transistor amplification. This set operates on one subminiature penlite cell battery, and a 45-volt Mallory B battery that weighs 2¾ ounces. As on all "eights," several channels may be used simultaneously—so the problem is figuring out how to use all those controls. With



**The Babcock 465-mc.** transmitter for one- or two-channel receivers is shown at left. Transmitter is directional and is pointed at the model airplane during operation.

**The Bramco** eight-channel reed bank and relay assembly is shown below. This unit makes possible simultaneous control of eight functions. The receiver uses two transistors, a 1AG4 detector tube and a printed wiring board.

**Hand-held transmitter** on left, made by Orbit, gives eight-channel control. A CG Electronics Corp. five-channel transmitter is on right.

simultaneous control, the flier can operate the rudder while holding down the elevator, or controlling the ailerons.

Basically similar is the Orbit eight-channel receiver. This job weighs 9 ounces, has a filament drain of 1 3/4 ma., operates on one penlite cell and one 30-volt hearing-aid battery. The Orbit transmitter stresses stability—all modern tone transmitters must be stable to avoid drifting of tone which could cause one or more receiver reeds to be inoperative. With this transmitter, there is no scrambling for the

screwdriver when battery voltage drops and tones start drifting—while the plane flies merrily on. Current drain of the hand-held Orbit transmitter is only 16 ma.

**Equipment for 465 Mc.** The sensation of the 1956 Trade Show was the single- and two-channel Babcock equipment on 465 mc. Revolutionary aspects of these radios compel their inclusion in any roundup of top achievements of the past year.

The Babcock 465-mc. receivers are fully transistorized. There are no tubes, not even a detector. One transmitter model serves both receivers—emitting one or two tones, depending on the receiver. Both tones can be sent simultaneously so that the flier can hold elevator and rudder at the same time. There is no reed bank; tones are filtered electronically to operate the proper relay. These relays are hermetically sealed.

The signal is picked up by two antennas, one a "J" antenna and the other a folded dipole, connected in series. The antenna base contains a crystal diode and capacitors which filter out the r.f. and pass on only the tone, or tones, to the receiver. Four stages of transistorized amplification are used, with an additional one or two transistors to operate the relay or relays.

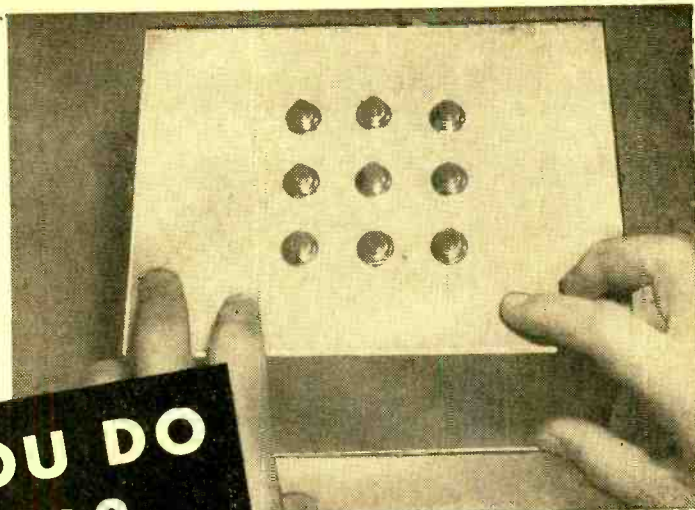
Since these receivers have no tubes, no filament batteries are needed. Operators on the 465-mc. band know the handicap of high filament drain with the tubes required for that frequency, so the elimination of filament batteries is a milestone in the R/C hobby. Range is guaranteed at 600 feet on the ground, probably the equivalent of 1800 feet in the air. Actually, this is a conservative estimate for the range is adequate for all normal flying.

**Transistorized Power Supply.** A tiny but mighty gimmick developed in 1956 is the transistorized power supply for receivers. That's right—for receivers. This power pack corresponds in function to the vibrator power supply used for transmitters, or to the vibrator power supply in the car radio.

The author has seen this amazing power supply, developed by the B and S Products Company, used with CG five-channel receivers. One penlite cell was the only source of current. The CG people have even been able to eliminate all radio batteries by using this power pack; the supply is taken from the actuator batteries which, of course, have to be carried anyway.

As this is written, other major suppliers are in the process of transistorizing their equipment. Names like Schmidt and Badaco are still to be heard from. Meanwhile, the cry is for nine and ten channels. Coast modeler Bob Bowen remarked: "Pretty soon we will be flying a couple of transistors, a tube, and an airplane built around an electric organ. Is there no end?"

**Challenge** and test the "brain power" of people you know—family, friends and party groups—with this neat little push-button box. It takes less than one evening to complete and will provide many hours of interest and amusement.



**CAN YOU DO BETTER?**

## An Intelligence Tester

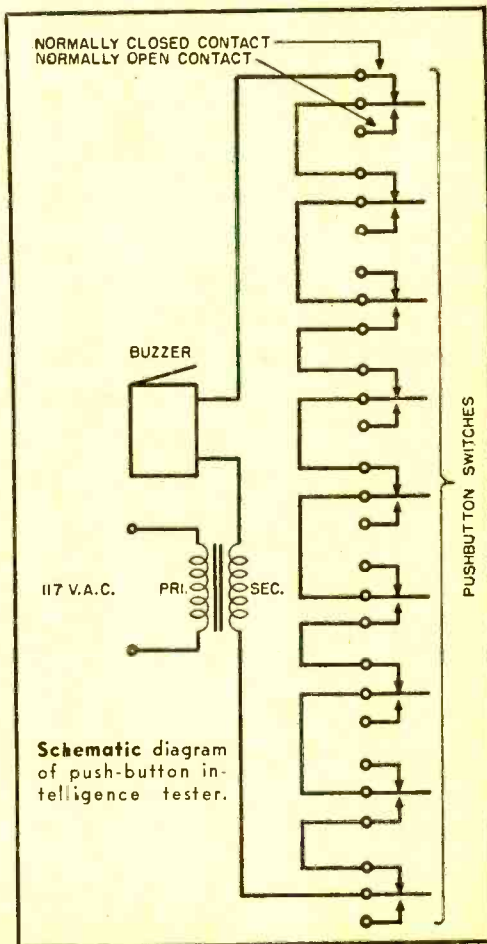
IT SEEMS AS THOUGH someone is always contriving to place a measure on our powers of reasoning. Most of us have been exposed to the pencil and paper variety of IQ tests, quizzes, etc. But here's a new way to challenge the IQ, electronically. You can build your own surprisingly accurate intelligence tester in just a few hours from a transformer, buzzer and nine push-button switches.

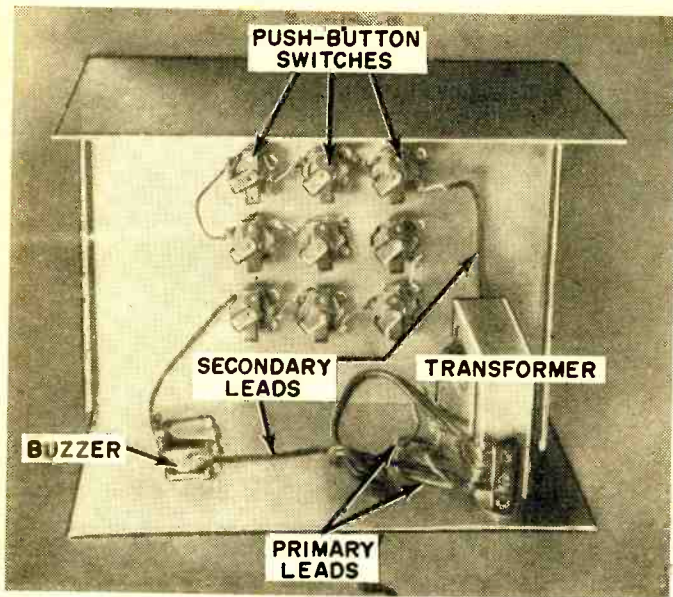
As shown in the photographs and drawing, the secondary of the bell-ringing transformer is connected in series with the buzzer and the nine push buttons. These push buttons have s.p.d.t. contacts, and are so connected that the buzzer will sound when three preselected buttons are pushed at the same time.

The person being tested must discover which three buttons to push. Since intelligence involves the ability to discover relationships, the length of time required to find the right combination of push buttons is an indication of the intelligence of the person being tested.

**What's the Score?** A "gifted" person will realize immediately that a certain number of possible combinations exist, and will proceed to try them in orderly sequence. A less gifted person will try a few combinations at random, will probably not realize the large number of possible combinations, and may forget and try the same combinations more than once. As a result, he will require much more time to locate the right buttons.

Standards for grading the test, according to the length of time required to ring the





**Metal cabinet,** doorbell transformer and buzzer, a two-terminal tie-point strip, nine push-button switches, power cord and hookup wire make up the simple parts list for the intelligence tester. Push buttons with s.p.d.t. contacts are employed, and connection is made to normally closed contacts of all switches except the three that will be used to ring the buzzer.

buzzer, might range from less than one minute (Genius) to over four minutes (Dull).

With nine push buttons to choose from, there are 84 possible three-button combinations, and the mathematical probability for hitting the magic three by pure chance is almost nil. Push buttons with s.p.d.t. contacts are used so that the machine cannot be "fooled" by someone pushing more than three buttons at once.

**Set the Combination.** The model is constructed in a 4½" x 6" x 8" metal cabinet. When wiring the push buttons, connection should be made to the normally closed contacts of all push buttons except those which will activate the buzzer. On

these three, normally open contacts should be used.

Any three buttons may be used for the "right combination." In the model, the three buttons are (viewed from the front panel), the right-hand button of the middle row, the left-hand button of the bottom row, and the center button on the bottom.

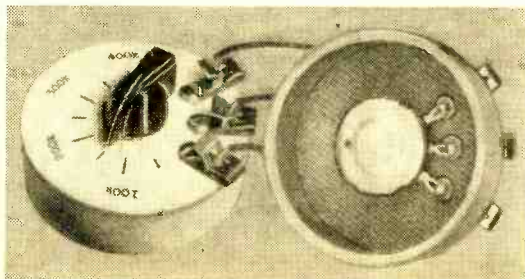
Once completed, this little "mental gauge" can be used to liven up a party, score your friends' IQ's, or even shed some light on the eternal question of male vs. female intelligence. At any rate, the next time the "little woman" starts proclaiming her superior mental prowess, bring out the push buttons and let her prove it. After all, you have the combination! —*Ed Bukstein*

## Mounted Variable Resistors for Experimenters

Potentiometers and volume controls in experimental "breadboard" setups present a mounting problem. However, it's a pleasure to experiment when your potentiometers are mounted as shown here (top and underside views respectively). You can make quick solderless connections to the terminal lugs; and you can calibrate the home-made dial plates to suit yourself and your needs.


The construction is very simple. Jigsaw a 2¾"-diameter disc from ⅛" composition board and glue it onto a ¾" section of 2¾"-O.D. cardboard tube; then cut a 2¾" disc from white drawing paper and glue it on top of the disc. Drill a hole through the center of the mount for the potentiometer. To mount the three medium-sized Fahnestock

clips, drill three ⅛" holes through the top of the mount, directly in line with the ends of the lugs on the variable resistor, and mount the clips using 6-32 round-head brass screws. The ends of the resistor lugs are soldered directly to the ends of the screws to eliminate wiring. —*Carl Dunant*



**Double the value of  
your oscilloscope  
with this simple,  
easy-to-build unit**

**"ECONOMY"**



## **OSCILLOSCOPE CALIBRATOR**

**By RICHARD GRAHAM**

**W**E CAN ALL AGREE that the oscilloscope tells more about the operation of a piece of equipment than any other test instrument. But what do you do when you need more than just a picture? Suppose you want to know the actual peak voltage of the waveform under observation? The "Economy" oscilloscope calibrator can give you this information in a fraction of time, conveniently and accurately.

Price-wise, the construction cost of the calibrator shouldn't exceed \$4.50 for the unit complete as shown. If you've invested in an oscilloscope, which probably cost upward of 10 times this amount, you're cheating yourself out of a large part of the utility and versatility inherent in the oscilloscope if you don't build the calibrator. Looking at it this way, you almost can't afford *not* to build it.

Basically, the calibrator is a device that will put out a standard a.c. voltage. This a.c. reference voltage is unaffected by variations in the 117-volt a.c. line voltage. Switching is provided in the calibrator to select either the waveform under observation or the standard voltage signal from the calibrator. Further provision is made so that any of three standard a.c. voltages can be obtained.

**Construction.** The oscilloscope calibrator is housed in a 5" x 4" x 3" aluminum utility box. Since nothing is critical in the

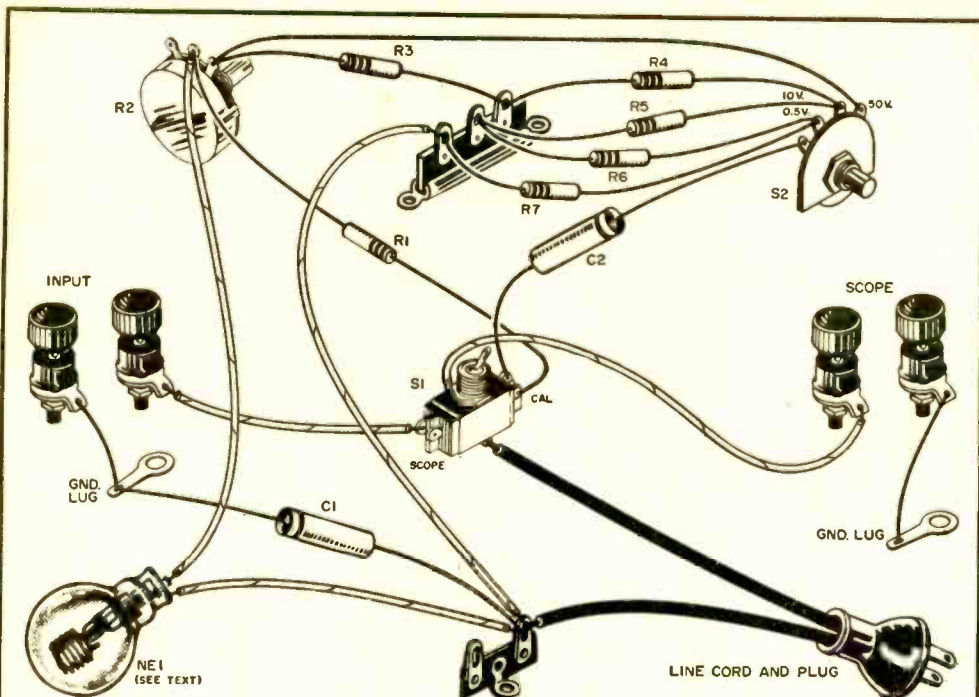


**Close-up of**  
the calibrator con-  
trols on the front panel.

In the photograph at top of page, the calibrator is shown in action—being used to test an amplifier.

layout or construction of the unit, any other size and shape box may be used. Preferably, the housing should be made of metal to act as shielding.

The heart of the calibrator is the one-watt neon lamp (NE1), the odd-shaped glass object you can see in the rear view photo. This is a standard one-watt type NE-30 neon lamp, which can be obtained at most electrical distributors, from which the screw base and internal resistor has

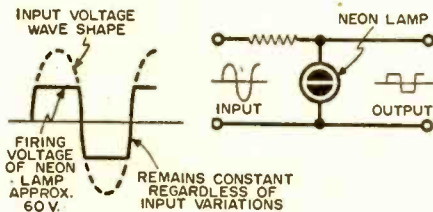


Follow the pictorial and schematic diagrams in putting the oscilloscope calibrator together. The parts list and a description of how the unit operates are given below.

- C1—1.0- $\mu$ fd., 200-volt paper capacitor
- C2—0.1- $\mu$ fd., 200-volt paper capacitor
- NE1—Neon lamp (NE-30 or NE-32; see text)
- R1—8200-ohm, 1-watt, 10% resistor
- R2—150,000-ohm potentiometer
- R3—18,000-ohm, 1/2-watt, 5% resistor
- R4—62,000-ohm, 1/2-watt, 5% resistor
- R5—16,000-ohm, 1/2-watt, 5% resistor
- R6—3000-ohm, 1/2-watt, 5% resistor
- R7—1000-ohm, 1/2-watt, 5% resistor
- S1—D.p.d.t. toggle switch
- S2—S.p. 3-pos. rotary switch

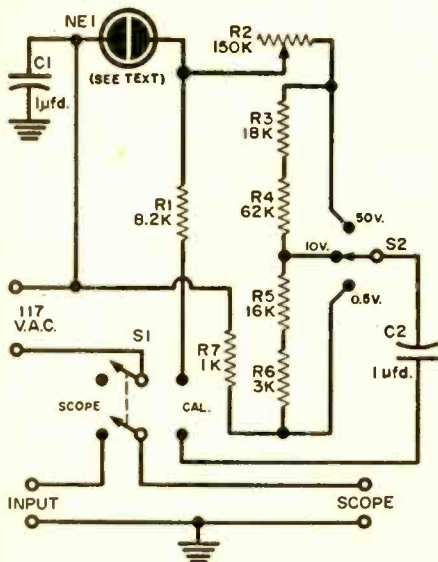
### HOW IT WORKS

The calibrator is an a.c. voltage regulator capable of supplying a constant, known voltage to the oscilloscope. The regulator utilizes a one-watt neon lamp (NE1) that will conduct whenever the voltage across



the lamp exceeds its firing voltage, which is on the order of 60 volts. When the lamp "breaks down," it will start to conduct, but the voltage across the neon will remain constant. Thus, as the 60-cycle voltage waveform exceeds the firing voltage, the lamp begins to conduct, effectively clipping the voltage waveform to a maximum of 60 volts. It does this for both halves of the 60-cycle waveform, since the lamp will conduct equally well in either direction. The drawing above shows the regulating action.

To make the calibrator more versatile, a voltage divider is connected across the lamp. Potentiometer R2 is used to adjust the voltage across resistors R3 through R7 to exactly 50 volts peak-to-peak. The divider drops this to 10 and 0.5 volts peak-to-peak. These three standard voltages are usually adequate. Switch S2 selects the standard voltage to be fed to the oscilloscope, and switch S1 is used to feed either the calibrator output or the signal to be observed and measured to the oscilloscope input. Capacitors C1 and C2 isolate the oscilloscope input from the power line.






been removed and which has been mounted with the lead end up. Care must be used in removing the base from the lamp; since the brass screw base is very thin, however, only a pair of cutters is required.

If your radio parts distributor is well stocked, try and get a type NE-32 neon lamp. It has the same characteristics as the NE-30 except that the base is a double-contact bayonet base and does not include an internal resistor.

Mount the lamp in an electrolytic capacitor mounting clamp. To reduce the possibility of breaking the glass, first wrap the bulb with a few turns of tape. The clamp can then be tightened, remembering that it's a piece of glass we're clamping, not a piece of steel.

After the calibrator is completed and the wiring checked out, hook up the scope terminals on the calibrator to the vertical input terminals of your oscilloscope. Turn everything on, and place the calibrator switch in the *cal.* position of switch *S1*. The oscilloscope can be adjusted until a waveform similar to that shown in the photo above (the top one) is seen. This indicates that the calibrator is working properly. Now all that is needed is to perform the calibration of the calibrator.

**Calibration.** The setup is shown in the drawing on page 114. A reasonably accurate a.c. voltmeter is required. Since the full a.c. line voltage will be across the potentiometer, some caution should be exercised. A small  $\frac{1}{8}$ -amp. fuse is in series with the



**Output** waveshape of the calibrator showing clipping action of neon regulator.

When the horizontal oscilloscope sweep is not synchronized with the calibrator, a waveform like the one at the right is obtained. This is easier to use in calibrating the calibrator.

incoming line to prevent any serious short circuits.

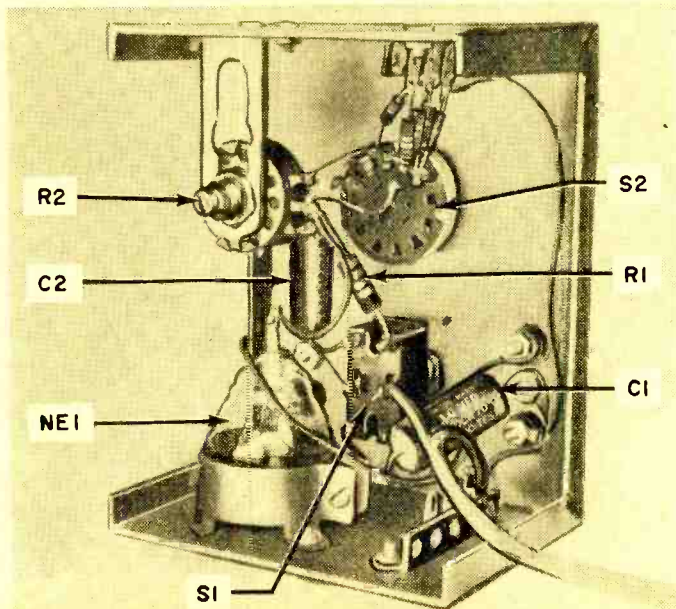
Adjust the potentiometer until a reading of 17.7 volts is obtained on the a.c. voltmeter. This voltage reading corresponds to a peak-to-peak voltage of 50 volts used to calibrate the oscilloscope. Place switch *S1* in the *scope* position. Adjust the oscilloscope vertical gain for a specific number of boxes on the face of the oscilloscope. Let's use ten boxes for our example.


Once this is done, do not touch the vertical gain setting for the remainder of the calibration procedure. Now place switch *S1* in the *cal.* position and the volts peak-to-peak switch in the 50-volt position. Adjust potentiometer *R2* in the calibrator to produce the same ten boxes of deflection.

To check the accuracy of the voltage divider, set switch *S2* to 50 volts peak-to-peak. Adjust the oscilloscope vertical gain to produce a deflection of ten boxes. Then set switch *S2* to the 10-volt peak position. The deflection on the screen should now equal two boxes.

Similarly, to check the 0.5-volt peak-to-peak position, first set the switch *S2* to the 10-volt peak-to-peak calibrating position and then adjust the os-

**Rear view** of the unit in which the major components are identified.





## Crystal Diode Mount

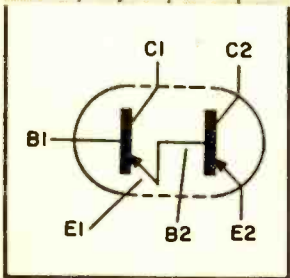
This diagram mount for crystal diodes (above) allows all radio experimenters to make quick and correct connections to the diodes. The symbols ink-drawn on the mount show exactly how to connect to the diodes, and Fahnestock clips do away with continual bending and soldering of the leads.

The wood base in the photo measures about  $3\frac{1}{2}'' \times 1\frac{1}{2}'' \times \frac{3}{8}''$ . A piece of drawing paper is glued to top of base and four Size 15 (or larger) Fahnestock clips are mounted, in the positions shown, using  $\frac{3}{8}''$  round-head wood screws. Solder the leads of the diodes to the clips (being careful not to overheat the diode leads), and bend the leads as shown. —Art Trauffer

## Make Tandem Transistors

To simplify assembly and wiring in direct-coupled transistor amplifiers, pairs of your favorite transistors can be taped together. Thus, you can make your own tandem transistors using the units of your choice. Just tape two *p-n-p* transistors together, using  $\frac{1}{2}''$  cellophane tape. Then bend back the emitter lead of one unit and the base lead of the second unit and solder the two ends together. For circuits and data on typical direct-coupled transistor amplifiers, see page 87 in the September, 1956, issue of POPULAR ELECTRONICS.

—Carl Dunant

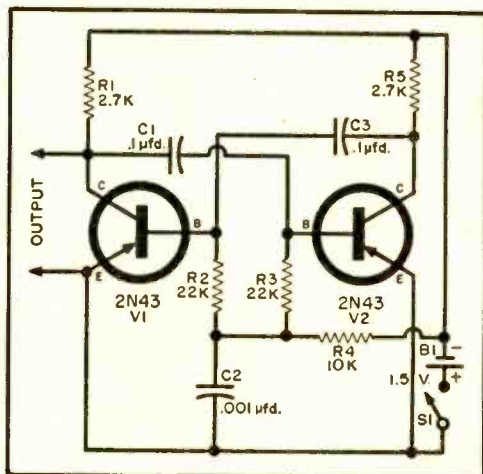


## 2500-Cycle Multivibrator

This multivibrator consists of two transistors driven by a single penlite cell (1.5 or 3 volts). Although 2N43 units are shown, almost any other *p-n-p* transistor may be substituted. If the component values specified are used, the audio square wave should be 2500 cycles. Coupling capacitors *C1* and *C3* control the audio frequency if another is desired. The current drain is about 0.6 ma., and a penlite cell will last about 250 hours in continuous operation.

An important feature of this multivibrator is the peak-to-peak output voltage. It will equal 1.5 volts when the circuit is used with a 1.5-volt battery and 3.0 volts when the circuit is used with a 3.0-volt battery. This makes it very handy for calibrating or testing hi-fi equipment, oscilloscopes, voltmeters, etc.

—William A. Scism



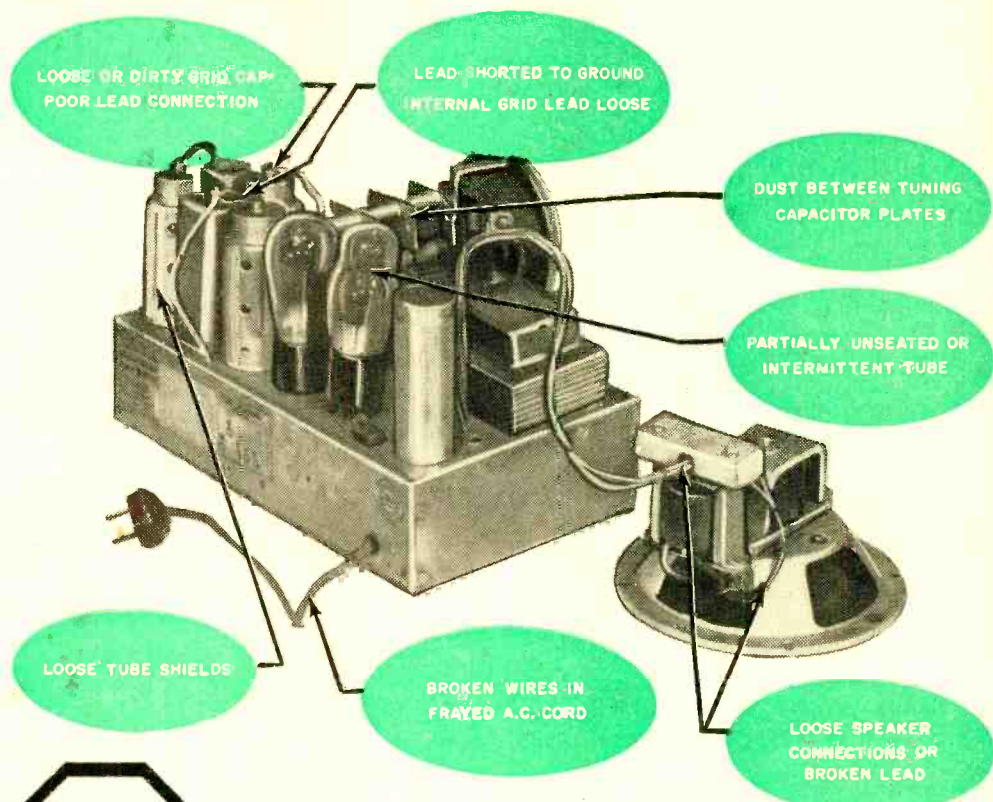
## A "Talking" Mike

Have you ever wondered how some of those stage magicians can second-guess questions from the audience? Well, one method is to use a crystal microphone as a part of their p.a. system. As you experimenters know, there are also crystal headphones which are really nothing more than crystal microphones to start with.

The stage performer has his technicians arrange a switching circuit so that the mike can be put temporarily into the output of another low-power amplifier system from his "audience spotter." The latter speaks into his own mike when the stage microphone has been switched over to be an earphone, and in that way the stage performer knows what's going on.

The earphone can be heard within a range of two or three feet—not far enough for the audience to catch it, but plainly audible to the performer.

—Clyde D. Adams



## — Those Intermittents —

By **EUGENE F. CORIELL**  
Lt. Col., USAF

**S**TOP-AND-START driving is a well-known nuisance to motorists, and stop-and-start playing is equally annoying to radio users. "Intermittent operation" is a rather fancy phrase to describe such performance, but often the trouble-shooting procedures needed to locate the defective intermittent are pretty fancy themselves. The cure, however, is usually fairly simple, like replacing a tube or wiping a ground connection clean.

Locating intermittents buried deep inside a crowded chassis may well be a job for an experienced—and patient—technician or advanced hobbyist. However, many intermittents are caused by defects *above and/or outside the chassis*. So, if your gear recurrently drops in volume, or emits noises, try these remedies before really rolling up your sleeves or calling the repair shop.

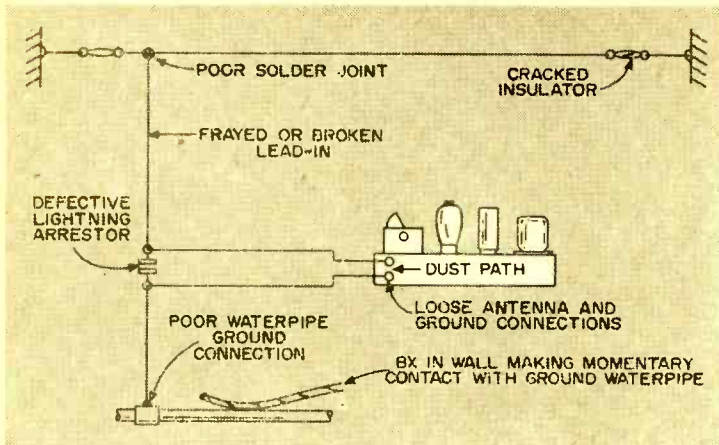
**Line Cords and Grounds.** Start with the a.c. line cord and other cables such as the turntable leads and speaker wires. Are

**Many receiver defects can be readily cured by simple "above-the-chassis" checks**

the conductors loose on the plug terminals or broken inside the cable insulation? In the case of radios and tuners, the antenna or ground chassis connections may be loose or corroded. Cracked antenna insulators, poor lead-in soldered joints and defective connection to the ground water pipe are common troubles (see drawing on p. 60).

The lightning arrestor can cause intermittent operation by internal leakage between its terminals. A good arrestor should show a resistance of at least one megohm, when measured with the antenna lead-in disconnected so that possible antenna shorts to ground will not affect the ohmmeter reading.

Sometimes turning on a light or an ap-



**Antenna-to-ground** system has several points that can become trouble spots and cause intermittent operation of receiver. These points, together with the chassis items shown in photo on preceding page, should be checked for possible flaws.

pliance restores radio operation, in which case the trouble is likely to be in the antenna or ground circuits. The antenna may be shorting to ground through a dirt path between their respective chassis terminals. A perfectly good external ground to a water pipe may also contribute to this mysterious effect, due to the adventures that can befall the pipe. For example, building vibration may jar BX electrical cable in the walls or floor against the pipe, or the pipe may be serving as a ground for an appliance—or even a neighbor's radio. Try removing the ground altogether, or if a ground is necessary, run it to another pipe or to a long rod driven into the earth.

**Chassis Components.** The tuning capacitor of the radio or tuner sometimes causes intermittent crackling noises in the speaker. This is generally due to the accumulation of dust between the capacitor plates. To eliminate the noise, clean out the entire space between both sets of plates with a pipe cleaner. If the connection to the rotating plates is made by a wiper spring, make sure the wiper is clean and is bearing firmly against the shaft.


Tubes are a very common cause of inter-

mittents. Checking them in a tube tester or tapping the tubes while they are in the set won't always show up the culprit, although checking them in the tester while they are still hot (wear a glove!) may show a "thermal" short or open. Look for glass tubes that are not lit, corroded tube pins, dirt between tube pins and between socket holes, dirty grid caps and loose cap connections, and partially seated tubes.

In a.c.-d.c. battery sets, a frequent cause of intermittent operation is low voltage due to weak batteries, or reduced line voltage resulting from heavy power demands when an air-conditioner or other large appliance is running or when the house lighting load is at a maximum. Low voltage causes the 1.4-volt oscillator tube to become unstable or inoperative. This tube type is very critical, especially as regards filament voltage.

Other causes of erratic operation or intermittent noise include defective speaker leads and connections; and loose tube shields, electrolytic capacitor cans, and transformers making poor contact with the chassis. Occasionally, a picture frame or a table ornament will vibrate audibly with a particular note from the speaker! —30—

## High-Speed Printer Teams Up with Digital Computer



High-speed printer, shown at left, spells out results fast when it is hooked up to the output of a digital computer. Developed by Remington Rand, this device is capable of printing 600 lines and up to 78,000 characters per minute. What's more, it retains a record of the data fed to it by the computer. Typical uses of such a system would be furnishing quick weather forecasts, spotting market trends, providing inventories of supplies, estimating the financial status of a business, reckoning positions of stars, and furnishing stress analysis of moving parts.

# Sound



# Impressions

**H**I-FI LISTENING usually runs strongly toward symphonic music. This doesn't mean that hi-fi fans are born music lovers. The reason is simply that a symphony orchestra is the richest source of varied sound—and sound is the substance of audio.

But beyond its mere sound, music has meaning. Of all types of music, the symphony has perhaps the greatest range of emotional expression and therefore offers the widest field of exploration by listening. For your symphonic safari, the following handful of records would form a kind of road map of the tonal territory as it spreads over the past 200 years.

**The Starting Spark.** Symphonic music as we know it today started about the time of the American Revolution. It was then that composers like Haydn and Mozart settled the ground rules for symphonic composition: four separate movements, each different in tempo, together forming a balanced whole. The orchestras of the time were small—no heavy brass and not much percussion . . . mostly strings and woodwinds. But their smallness gave them agility which bigger groups could not match.

It's something like an MG besting a Cadillac on sharp turns.

That's just what Mozart's music is like: pointed angles, darting lines, with an occasional detour into a slow stretch. Sample Mozart's *Symphonies No. 39* and *No. 41* as played by the New York Philharmonic under Bruno Walter on Columbia ML 5014. The strength and sparkle of their playing is matched by Columbia's sharp but full sound.

More edgy in tone and concept, but beautifully clear and precise, is Antal Dorati's Mercury recording (MG 50121) of Mozart's *Linz Symphony* with the charming *Eine Kleine Nachtmusik* (A Little Night Music) on the other side.

**Titan in Tone.** Extending the automotive parallel, Beethoven could be likened to a ten-ton truck making way among a flock of flivvers. For one thing, his orchestra sounds bigger and is bigger. Horns, trombones and kettledrums are scored with telling force. More important: Beethoven's musical ideas are "bigger," too. Gone are the finely pointed darts of Mozart; Beetho-

(Continued on page 116)

## PICK OF THE RECORD RACK

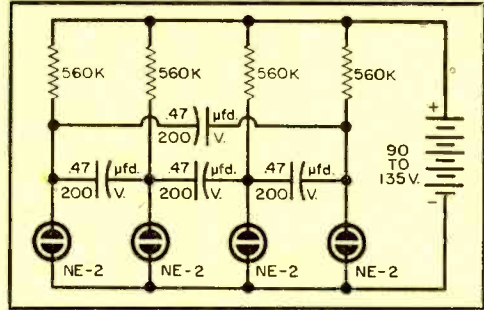
RECORD	PERFORMERS	COMMENT
España Capitol P-8357	Hollywood Bowl Symphony Orchestra Felix Slatkin, conductor	Spain inspired many composers to capture the passion and rhythmic fire of its mood and manner. This disc offers Ravel's famed <i>Bolero</i> and <i>Alborada del Gracioso</i> , Rimsky-Korsakov's <i>Capriccio Espanol</i> and excerpts from Albeniz' <i>Iberia</i> . These varied evocations of Spain are given a supercharged performance and a recording that suggests the clarity and brilliance of the Spanish noonday sun.
De Falla: <i>El Amor Brujo</i> , <i>Nights in the Gardens of Spain</i> Epic LC 3305	L'Orchestre Lamoureux Jean Martinon, conductor Corinne Voza, alto E. Del Pueyo, piano	More Spanish moods. De Falla weaves rich instrumental and vocal fabrics from folk rhythms and melodies. <i>El Amor Brujo</i> tells in exotic harmonies of a girl fearing the ghost of her dead lover until a new live one conquers the evil spirit. The " <i>Nights in the Gardens of Spain</i> " are apparently languorous and torpid, stirring with the undertone of excitement.
Les Baxter: <i>Skins</i> Capitol T-774	Les Baxter special percussion group	The art of music has always followed the medium through which it is expressed. Now that hi-fi is the main outlet for current musical invention, jazzman Baxter has devised an entertaining and ingenious arrangement of original compositions for a variety of drums to show off the musical and hi-fi possibilities of percussive sound. Fascinating—and technically superb.
Folk Songs, Vols. 1 and 2 Dyer-Bennet Records	Richard Dyer-Bennet, tenor and guitar	Possibly America's finest folk singer in a finely engineered and beautifully sung collection of folk songs from the U.S.A., England, France and Germany. Genuine folk melodies of immediate appeal, far removed from the brash corruptions of Tin Pan Alley.
Milhaud: <i>Suite Provençal</i> , <i>Saudades do Brasil</i> Capitol P-8358	Concert Arts Orchestra Milhaud, conductor	Engaging pieces by one of the foremost modern composers. <i>Suite Provençal</i> depicts the atmosphere of the composer's native southern France through arrangements of its old tunes. <i>Saudades do Brasil</i> does the same for South America, where Milhaud spent part of his life. In their sparkling orchestral guise, these simple folk tunes from two continents make highly rewarding hi-fi material, especially in Capitol's ultra-clean recording.

## Sequential Neon Flasher Is Electronic Eye-Catcher

Attractive and inexpensive displays can be made from neon bulbs when they are connected as shown in the diagram at the right. The bulbs will go on and off in sequence.

As the first bulb fires, it charges the adjoining 0.47- $\mu$ fd. capacitor to a level of about 60 volts. When the charging voltage to the second bulb is high enough to cause it to fire, it drops the voltage on the preceding bulb, thus turning it off. This procedure is repeated in sequence.

The cycling rate is determined by the values of the resistors, capacitors and battery voltage. Larger resistors and capacitors slow the rate. You'll find that power



consumption for a four-bulb flasher (such as the one shown) is but a fraction of a milliampere.  
—William A. Scism

## Novel Microphone Utilizes Metal Faucet Connector

An inexpensive metal faucet connector for bath sprays provides the shield and housing for a handy, close-talking crystal microphone. The size and shape of this metal faucet connector is just right for the job, and you can buy it—or order it—from your hardware dealer or plumbing and heating dealer. Ask for a "Dumaco #A-4088 Bath Spray Bulb" (Durst Manufacturing Company, 409 Lafayette St., New York 3, N. Y.).

Force-fit an Amphenol 75-PC1M chassis unit into the small end (hose end) of the faucet connector. To do this, enlarge the opening slightly and twist the Amphenol chassis unit in as far as it will go. Then lay a block of wood on the chassis unit and drive the unit in further.

Now remove the cover on the large end of the faucet connector. Pull out the rubber interior using a pair of pliers and a small screwdriver.


For the mike unit, the writer used a Primo R-200 crystal earphone (Lafayette Radio #MS-111, or Radio Shack Corp.,

Boston, #R-9021). These sensitive and economical crystal earphones make quite good microphones, but any other crystal or high-impedance magnetic earphone or mike unit can be used instead, provided that it fits into the housing.

Screw off the ear-insert of the crystal earphone and tape the mike unit to the rubber piece that you pulled out of the faucet connector. Be sure that the opening in the rubber piece fits around the opening in the mike unit. Clip off the mike unit leads to a length of about 3", and solder one lead directly to the interior of the metal housing near the chassis unit. Then solder the other lead into the center contact of the chassis unit.

Cut a 1½"-diameter disc from very-fine-mesh brass strainer screen and lay the screen inside the cover of the faucet connector. Now put the mike together and push the cover on the housing, using a little dab of solder here and there, if necessary, to hold the cover to the housing securely.  
—Art Trauffer





## Building the "Vokar" Superhet

**Special kit makes the construction of this transistor receiver simplicity itself**

**T**HIS HANDY LITTLE SUPERHET will find ready acceptance in every room of the home. Since it uses transistors and is powered by a self-contained battery of only four inexpensive flashlight cells, upkeep is very low—and there is no dangling power cord to confine it to the outlet. While this set was not designed specifically as a portable, it is small enough and light enough to go along with you on a picnic or a trip to the beach, or anywhere within the normal service area of a broadcast station—without an antenna.

No attempt has been made to miniaturize the setup. Instead, easily available parts were used throughout the receiver, and sufficient space was allowed to wire them into place without burning your fingers.

**Construction.** The entire receiver fits nicely into a midget table model radio cabinet. All components with the exception of the antenna coil, ganged tuning capacitor (*C1a/C1b*), and volume control (*R13*), are mounted on a  $3\frac{1}{2}$ " x  $6\frac{3}{4}$ " x  $\frac{1}{16}$ " perforated

Bakelite board. A rectangular cutout measuring approximately  $2\frac{3}{4}$ " x 1" is made in one corner of the board to accept the frame of the speaker.

The dial consists of a series of shallow holes in a  $180^\circ$  arc, filled with white paint. This does away with the task of calibration and gives the cabinet front a modernistic appearance.

A simple bracket of rigid aluminum alloy holds the tuning capacitor and the volume control; the particular bracket used by the author was cut from the side of a discarded aluminum box. The antenna coil, *L1*, is permanently mounted in the plastic case in which it is purchased, and the case

### HOW IT WORKS

This six-transistor receiver was designed around the Vokar 5000 i.f. kit, which supplies the tiny but efficient oscillator coil and miniature input, interstage, and output i.f. transformers. These transformers, plus one of Lafayette Radio's new flat ferrite antenna coils (MS-308), give the receiver adequate sensitivity for local reception without the use of an external antenna. Push-pull class-B CK-722's (*TR4* and *TR5*) feeding an efficient 4" speaker provide sufficient audio output.

The remainder of the lineup features a 2N136 (*TR1*) as converter in the circuit specified by the manufacturer, a pair of 2N112's (*TR2* and *TR3*) as i.f. amplifiers, and a CK-722 (*TR6*) driver to push the output stage. A germanium crystal diode (*CR1*) occupies the detector position and, at the same time, develops the automatic gain control current which is applied to the first i.f. amplifier.

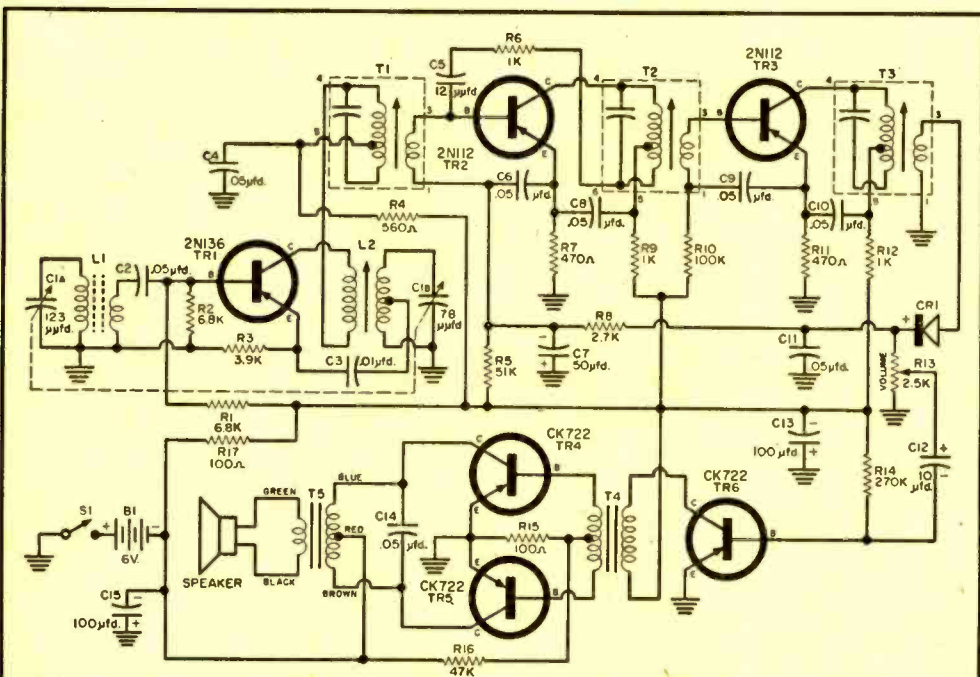
is then cemented to the inside top surface of the wooden cabinet.

Location of the majority of the parts can be easily seen in the photos. Layout is not especially critical, so no point-by-point wiring instructions are given. The rear portion of the specified ganged tuning capacitor is the oscillator section.

When wiring the receiver, leave as much space as possible under the speaker side of

the board, so that there will be sufficient clearance for the four type "C" flashlight cells. These cells are held in place by a Bakelite strip and two vertical brass rods cut from 6-32 threaded stock.

**Aligning I.F. Amplifier.** Anyone familiar with aligning vacuum-tube superhets will find aligning a transistor set a little annoying. Three fundamentals must be kept in mind: (1) you should begin the align-



B1—6-volt battery (4 size "C" flashlight cells connected in series)

C1a/C1b—Dual, superhet-type, variable capacitor gang; 123- $\mu$ fd. r.f. section, 78- $\mu$ fd. osc. section (Lafayette MS-261)

C2, C4, C6, C8, C9, C10, C11, C14—0.05- $\mu$ fd., 200-volt metallized paper capacitor

C3—0.01- $\mu$ fd. ceramic capacitor

C5—12- $\mu$ fd. NPO ceramic capacitor

C7—50- $\mu$ fd., 6-volt miniature electrolytic capacitor

C12—10- $\mu$ fd., 15-volt miniature electrolytic capacitor

C13, C15—100- $\mu$ fd., 15-volt miniature electrolytic capacitor

CRI—1N34 diode

L1—Flat ferrite antenna coil to match r.f. section C1a (Lafayette MS-308)

\*L2—Oscillator coil to match osc. section C1b (Votron C-822)

R1, R2—6800-ohm,  $\frac{1}{2}$ -watt resistor

R3—3900-ohm,  $\frac{1}{2}$ -watt resistor

R4—560-ohm,  $\frac{1}{2}$ -watt resistor

R5—51,000-ohm,  $\frac{1}{2}$ -watt resistor

R6, R9, R12—1000-ohm,  $\frac{1}{2}$ -watt resistor

R7, R11—470-ohm,  $\frac{1}{2}$ -watt resistor

R8—2700-ohm,  $\frac{1}{2}$ -watt resistor

R10—100,000-ohm,  $\frac{1}{2}$ -watt resistor

R13—2500-ohm potentiometer volume control, audio taper

R14—270,000-ohm,  $\frac{1}{2}$ -watt resistor

R15, R17—100-ohm,  $\frac{1}{2}$ -watt resistor

R16—47,000-ohm,  $\frac{1}{2}$ -watt resistor

S1—S.p.s.t. switch, mounted on R13

SPKR—4" speaker with 1.47-oz. magnet (Quam 4A15)

\*T1—455-kc. transistor i.f. input transformer (Votron T-5001)

\*T2—455-kc. transistor i.f. interstage transformer (Votron T-5002)

\*T3—455-kc. transistor i.f. output transformer (Votron T-5003)

T4—Transistor audio driver transformer; primary 10,000 ohms, secondary 2000 ohms c.t. (Argonne AR-109)

T5—Transistor audio output transformer; primary 500 ohms c.t., secondary 3.2 ohms (Argonne AR-119)

TR1—2N136 transistor (General Electric)

TR2, TR3—2N112 transistor (Raytheon)

TR4, TR5, TR6—CK-722 transistor (Raytheon)

l—Perforated Bakelite circuit board

l—9 $\frac{3}{8}$ " x 6" x 4 $\frac{1}{2}$ " table radio cabinet (Allied Radio 98 S 932)

l—Length of 6-32 threaded brass rod

Misc. hardware, wire, solder, spaghetti tubing, etc.

\*Included in Vokar 5000 i.f. kit, available from Vokar Corporation, Dexter, Mich.

The schematic diagram will show you how to wire the superhet. Parts used are listed above.

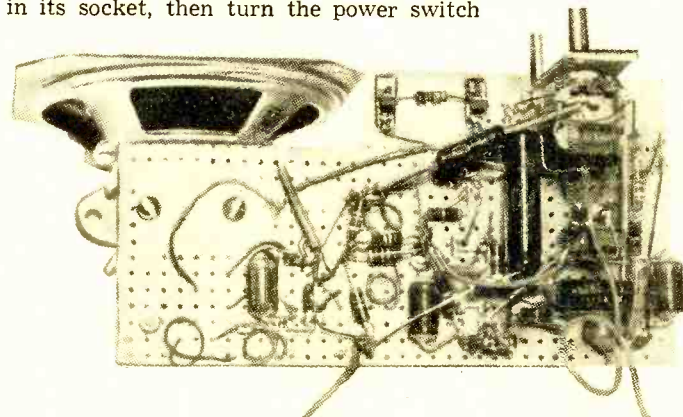
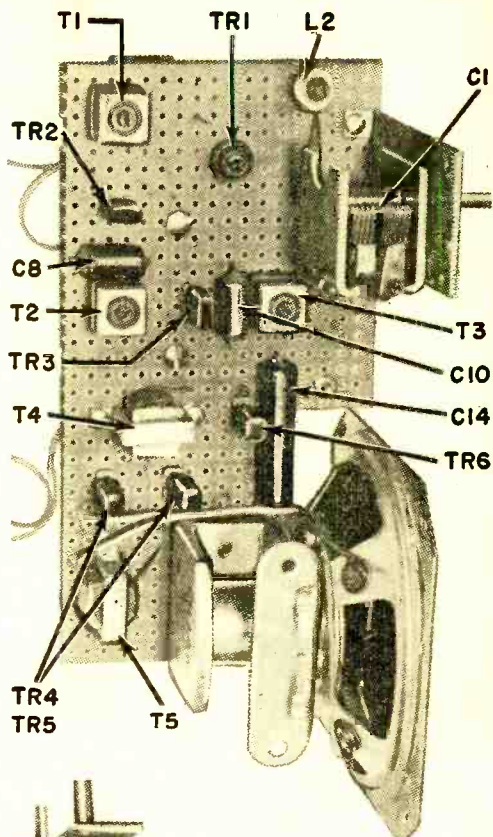


ment at the detector ( $T3$ ) and work back to the converter ( $L1$ ); (2) if the two i.f. transistors ( $TR2$  and  $TR3$ ) are removed from their sockets at any time, be sure to replace each of them in the particular socket it occupied at the time of the alignment (changing transistors, or replacing them with others of the same type, will generally call for a complete realignment); and (3) adjusting the tuning of the output circuit of a transistor will have an effect on the tuning of the input circuit.

Using an r.f. signal generator with a very low output impedance such as the Heathkit LG-1, feed a modulated 455-kc. signal across the output winding (pins 1 and 3) of the last i.f. transformer,  $T3$ . The ground side of the signal generator should be clipped to the ground side of the receiver circuit. Feed the "hot" side of the signal generator through a good quality 0.001- $\mu$ fd. mica capacitor to the junction of  $CR1$  and pin 3 of  $T3$ . Adjust the slug at the top of  $T3$  for maximum loudness of tone in the speaker.

Now, apply the modulated signal to pin 3 of  $T2$ . Adjust the slug in  $T2$  for maximum loudness of tone in the speaker. Adjusting  $T2$  will detune  $T3$ , so juggle  $T2$  and  $T3$  for maximum loudness.\*

Turn the power switch off, insert  $TR2$  in its socket, then turn the power switch



**Two views** of the chassis. Top of chassis, above, clearly shows how the parts are placed on the perforated board. In the bottom view, at left, the superhet is completely wired. No attempt has been made to miniaturize this receiver.


on again. Now, apply the modulated 455-kc. signal through the 0.001- $\mu$ fd. capacitor to the base of  $TR2$ . Adjust  $T1$  and then touch up  $T2$  and  $T3$ .

Turn off the power switch and insert

\* Check  $TR3$  at this point to make sure it isn't oscillating. To do this, disconnect  $R3$  momentarily from  $CR1$  and connect a VTVM (set at its lowest range) across the volume control. With no signal applied to the base of  $TR3$ , the meter reading should be zero, and varying the tuning slug in  $T2$  or  $T3$  should have no effect whatsoever on the reading. In the event that  $TR3$  oscillates, or if the adjustment of  $T2$  and  $T3$  is critical in your setup, neutralize  $TR3$  by using a small capacitor and a resistor in series between pin 6 of  $T3$  and the base of  $TR3$ . Vokar recommends a 6.8- $\mu$ fd. capacitor and a 4700-ohm resistor for this purpose. When check is completed, reconnect  $R3$  to  $CR1$ , and realign  $T2$  and  $T3$  in the manner previously described.

$TR1$  in its socket. Momentarily disconnect  $C2$  from the secondary winding of  $L1$ , and short-circuit the plates of  $C1b$  to disable the oscillator. Turn the power on, and apply a very weak (5 to 10  $\mu$ v.) modulated 455-kc. signal through the 0.001- $\mu$ fd. capacitor to the base of  $TR1$ . With this signal applied, go over the adjustments of  $T1$ ,  $T2$  and  $T3$  at least once or twice to make sure all three are in alignment. Then reconnect  $C2$  to the secondary of  $L1$  and remove the short circuit from  $C1b$ .

**Aligning the Oscillator.** Since the receiver is to be tuned over the broadcast band, the oscillator must tune from 1005



**Loop antenna** is mounted in a plastic box attached to top of wooden cabinet on the inside. Batteries are taped together and soldered in series to provide a 6-volt power supply; they are visible in the lower right-hand corner of the cabinet.

to 2055 kc. Turn the power off, and turn the plates of the ganged tuning capacitor (*C1a/C1b*) to where they are fully meshed. Using a grid-dipper, adjust the slug in the oscillator coil, *L2*, for a dip at 1000 kc. Change grid-dipper coils, turn the plates of the tuning capacitor full out, and adjust the trimmer on *C1b* for a dip at approximately 2055 kc. Go back and readjust the slug in *L2* at 1000 kc. with the tuning capacitor plates fully meshed. Then touch up the trimmer on *C1b* at 2055 kc. with the

tuning capacitor plates fully unmeshed.

Final adjustment of the oscillator range should be made with the receiver turned on. To do this, lay a wire from the "hot" output side of a modulated signal generator at approximately an inch or so from the "hot" side of antenna coil *L1*. Set the signal generator at 550 kc., and, with the plates of *C1* turned full in, adjust the slug in *L2* until the signal generator tone is heard in the speaker. Now, turn the plates of the receiver tuning capacitor full out, set the signal generator at 1600 kc., and adjust the trimmer on *C1b* until the tone is heard in the speaker. Then adjust the trimmer on *C1a* for maximum loudness of tone at about 1400 kc. Set the signal generator at 1400 kc., turn the receiver tuning knob until the tone is heard in the speaker, and adjust *C1a*.

You should now be able to pick up the local broadcast stations on your receiver. Tune in a moderately weak one near the center of the band, and go over the adjustment of the slugs in *T1*, *T2* and *T3*, for maximum loudness of reception from the speaker.

-50-

Vokar now has two more kits available using this circuit. Kit No. TC-6 contains not only the i.f. transformers, but tuning capacitor and bypass capacitors as well. Kit No. TC-6T has all of the above plus the transistors needed to make the receiver work.

The Editors

#### POSSIBLE TROUBLES—and CURES

**No Reception.** If you have this kind of trouble, turn off the receiver at once. Make sure all transistors are in the proper sockets—it's easy to forget and insert them in their sockets in the wrong direction. The red dot on the transistor identifies the collector lead. Check all wiring and alignment of the i.f. amplifier. Then check the tuning capacitor to make sure one of the rotor plates is not bent and rubbing against a stator. Make sure the battery is wired in with the proper polarity. If the polarity has been accidentally reversed, you may need a whole new set of transistors.


**Motorboating.** If low-frequency oscillation or motorboating occurs, check *C13* and *C15* to make sure that they are wired in with the proper polarity. If they are, check the capacitance of these two units, or replace each in turn with a spare capacitor of the same ratings. Do the same for *C7*. Also check the condition of the battery. Make sure the two audio transformers, *T4* and *T5*, are wired in the circuit according to the color code.

**Squealing.** First make the checks given under "Motorboating." Squealing may have at least two other causes, however: (1) oscillation in the i.f. amplifier; or (2) superregeneration in the oscillator portion of the converter. In the latter case, squealing will probably be noticeable only near the high-frequency end of the broadcast band. The second i.f. stage may require neutralization, or a slightly different value of *C5* or *R6* may be needed in the first i.f. amplifier stage. However, don't alter the value of these components until after you are positive that this stage is oscillating.


If squealing develops only near the high end of the broadcast band, it is probably due to excessive feedback in the converter. If you have a second 2N136, try it at *TR1*. A 2N113 may also be used here if you happen to have one at hand. As a last resort, try various values of capacitance across pins 4 and 6 of the oscillator coil. Alternatively, try various values of capacitance across *R3*. Either of these two expedients will shift the tuning range of the oscillator.

**Distortion.** If you obtain distorted reception, check all possible combinations of the three CK-722 transistors in the output stage. Actually, the two output transistors should be as closely matched as possible for minimum distortion. Try increasing or decreasing the value of *R15* slightly.

Distortion which is developed in the detector stage may be due to a poor diode, *CR1*, or to a defective coupling capacitor at *C12*. Also, make sure that *C12* is wired in the circuit with its positive lead connected to the center terminal of the volume control.



## "Subsea Control" for Boat of Tomorrow



Sea-going computers, color television, and other advanced electronic devices for providing and recording information form "Subsea Control," a futuristic nerve center for the "Fisherman," a boat projected by the Evinrude Motors Div., Outboard Marine Corp., Milwaukee, Wis.

The Subsea Control was conceived and designed by Oliver Read, Publisher of POPULAR ELECTRONICS and RADIO & TV NEWS, and by Norman Eisenberg, Feature Editor of POPULAR ELECTRONICS. The model—installed in the striking circular Evinrude boat—has been seen by thousands at boat shows across the nation.

Subsea Control would present a continuous flow of valuable audio and visual information that could remove much of the guesswork from fishing, navigation, and

underwater studies. As shown in the photo (above, right), the operator would have before him radar and sonar indicators, color television screen, compass rose, depth-sounding recorders, glow-type graph indicators, loudspeaker, a 16-segment navigation-direction channel indicator, and test meters. The data provided by this array would furnish, in effect, a complete "sound-movie" of the world beneath the waves, supplemented by valuable statistical data.

The boat itself (above, left) designed by Brooks Stevens, Milwaukee industrial designer, features twin engines, powered steering comparable to that of a twin-screw ocean liner, complete maneuverability, and a parasol-type canopy that can be folded—when not in use—against the radar mast projecting from the center.



## Twenty-Year Battery

The tiny device held by the girl at left is actually a 95-volt battery with a projected shelf life of 20 years. Developed by G.E., it is designed for high voltage-to-volume requirements and long storage or standby service. It employs a solid electrolyte, is cylindrical, axial-leaded, measures  $3\frac{1}{2}$ " long by 0.335" in diameter, and weighs 0.15 ounce. Uses include: charging capacitors for "one-shot" or intermittent applications; bias supply for high-impedance circuits such as those utilizing neon lamps or photomultiplier tubes; and furnishing low currents to circuits employing electrometer tubes or ionization devices. Price is \$12.50. Further details are available from the Specialty Electronic Components Department, General Electric Company, West Genesee St., Auburn, N. Y.

# K I T

# BUILDER'S KORNER

## EICO 540 Kit "Redi-Tester"




**WHAT DO YOU DO** when one of your household appliances goes "haywire"? If you're an oriental potentate, you simply clap your hands and nod in the direction of the offending item. If you're a billionaire, you probably tell your secretary . . . who tells your business manager . . . who informs your chief maintenance engineer . . . who either (a) sends an electrician to fix it or (b) calls an outside repair firm to pick up the item. But if you're neither of these, chances are you'll try to fix it yourself. And, if you do, you'll find the Eico Model 540 REDI-TESTER a useful aid.

### THE MODEL 540

Like most of the instruments manufactured by the Electronic Instrument Company (Eico, 84 Withers St., Brooklyn 11, N. Y.), the Model 540 REDI-TESTER is available either as a "do-it-yourself" kit (\$12.95) or as a factory-wired unit (\$15.95). You can use it to check line voltages, circuits for leakage, resistance, currents, and battery voltages.

The Model 540 is a multi-range instrument with voltage ranges of 0-7.5, 0-15, 0-150 and 0-300 volts, a current range of 0-15 amperes, and a 0-1000 ohm direct-reading resistance range. Using a 3½" meter, it has a deep-etched brushed aluminum panel and is fitted into a black Bakelite



**Mount all parts** of the Model 540 before wiring.

case measuring 3¼" x 6½" x 3½". Total weight of the instrument, including its batteries (used for ohmmeter checks) is only 3½ lbs. A pair of test leads is included.

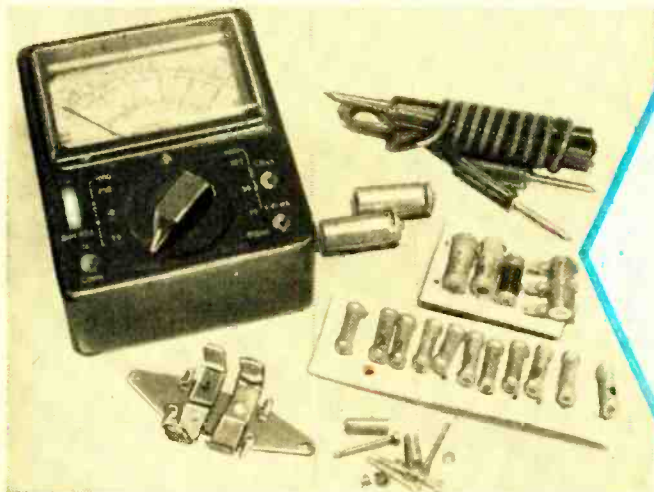
**Putting It Together.** One of the first things you'll notice when you open the kit is that two instruction manuals are provided. One is a conventional instruction booklet, as is often furnished with any test instrument . . . it gives the basic specifications of the instrument and tells how to use it in typical applications. The other is a large "fold-out" instruction sheet which

gives step-by-step assembly instructions and includes pictorial diagrams.

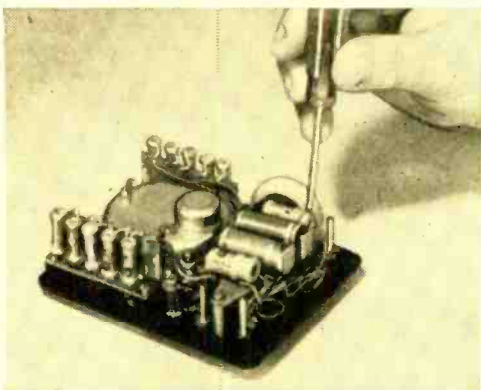
Take special pains when soldering around the meter . . . its clear plastic case can be damaged by excessive heat . . . and meters are expensive! You'll also find it good practice to check each wiring step twice. Check *before* you install a wire or part to make sure you understand the step and that you are using the right part. Check *after* each step to make sure you haven't

you don't have to worry about the *type* of voltage you're measuring or, if it's d.c., about its polarity.

The instrument permits direct reading of power line voltages in two ranges, 0-150 and 0-300 volts, by means of an attached line cord and plug. When plugged into a power receptacle, up to 15 amperes may be drawn from a built-in, panel-mounted outlet, with power consumption indicated on a 0-1.5 kw. scale. "Good-Bad" scale indica-



## Lafayette KT-20 "Semi-Kit" Multitester



Final assembly of the Model KT-20 multitester.

erred . . . it's easier to correct a mistake during wiring than after all work is done.

**Special Features.** The Model 540 REDI-TESTER is designed especially for home appliance and auto servicing. It is *not* a general-purpose multitester for electronics work. However, in its intended application, it is hard to beat. For one thing, all voltage and current ranges are a.c./d.c.—not a.c. or d.c.; it measures both alternating and direct voltages (and currents) with the same range selector setting, the same test leads, and using the same jacks. So

tions are provided for checking 6-volt and 12-volt auto batteries, and there is an additional scale marking for checking the individual cells of the batteries.

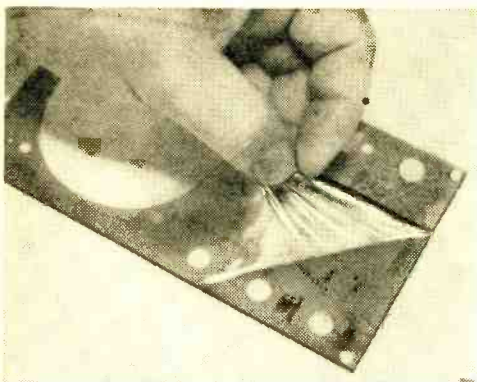
A neon lamp a.c. leakage test circuit permits continuity checks of resistors between 1000 and 2,000,000 ohms and capacitors above 0.005  $\mu$ fd. The "leakage test" circuit is also useful for checking filament continuity and interelectrode leakage in radio receiving tubes.

**Comment.** If you're an auto mechanic, electrician, building maintenance man, or appliance repairman, you'll be able to use the Model 540 REDI-TESTER in all your work. And even if you're none of these—just an ordinary householder with a small touch of the "do-it-yourself" attitude, you'll find it pleasant to have around.


There is only one criticism we could make . . . replacing the batteries might be a chore, since the cells are individually wired in series. If care isn't taken to avoid overheating during this operation, battery life could be shortened considerably. We would prefer "clip" type mounting.

### THE KT-20 "SEMI-KIT"

If you asked a dozen electronics technicians or radio-TV servicemen what they considered to be the *second* most important test instrument in their laboratories,



The front panel of the Model 540 is protected by a thin sheet of plastic film. This prevents damage to the engraving and lettering in shipment. It is peeled off as one of the last assembly steps. Below, the completed unit is being used to check the power requirement of a small radio.



chances are that you'd get at least two—and perhaps as many as a dozen—different answers. Some would feel that the signal generator was the second most important . . . others would favor the oscilloscope . . . and still others might lean towards the tube tester. But if you asked the same people what they considered to be the *most important* test instrument, there's a good chance that all twelve would agree on the volt-ohm-milliammeter—or *multitester*.

There are many good multitesters available to the electronics worker, both as kits and as factory-assembled and tested instruments. But this month we will review a unique approach to electronic kit design—the Lafayette Radio (165-08 Liberty Ave., Jamaica 33, N. Y.) Model KT-20 multitester "Semi-Kit." It assembles into a multirange volt-ohm-milliammeter with a d.c. sensitivity of 20,000 ohms per volt and an a.c. sensitivity of 5000 ohms per volt.


You may wonder what we mean by the expression "ohms per volt." This is a measure of the sensitivity of a multimeter or voltmeter and indicates the number of ohms of input resistance for each volt in each range. For example, with a rating of 20,000 ohms/volt, the instrument has an

input resistance of  $20,000 \times 10$  or 200,000 ohms on the 10-volt range. Similarly, on the 50-volt range, it has an input resistance of  $20,000 \times 50$  or 1,000,000 ohms.

**Putting It Together.** There seems to be a surprising scarcity of parts when you first open the KT-20 kit. Actually, this multitester has just as many components as any multirange test instrument. The apparent lack of parts is due to the fact that the kit is *partially pre-assembled* . . . hence the name "Semi-Kit."

The meter movement, ohmmeter rheostat and knob, selector switch and knob, tip jacks, a.c. rectifier, and resistor terminal boards are already in place on the instrument's front panel. Part of the wiring, including the majority of the connections to the selector switch, is already completed. And the test leads are already assembled! Your job, then, is to mount the meter multiplier and shunt resistors, and to assemble and install the battery mounting board.\* Finally, you connect a few short leads.

If you've wired compact radios, hearing aids, or other miniature equipment, you



Much of the front panel wiring of the Model KT-20 is already in place when you receive the kit. This photo shows the completed instrument

shouldn't have any trouble assembling the KT-20 multitester in a single evening. On the other hand, if your assembly experience has been confined to larger equipment . . . or if you're a beginner . . . you may find it best to spread out the work over several evenings, or even to devote an entire weekend to the project. Wiring in "tight places" can be tedious unless you've had some experience.

**Special Features.** The assembled KT-20 multitester provides a.c. and d.c. voltage ranges of 0-10, 0-50, 0-250, and 0-1000 volts.

(Continued on page 119)

\* There is an optional construction step. A small adjustable *calibration resistor* is furnished with the kit. As normally assembled, the instrument has an accuracy of  $\pm 3\%$ . However, if you want greater accuracy, you can install and adjust this resistor to give an accuracy of  $\pm 2\%$ . Since this increase in accuracy is negligible for most practical work, the resistor was omitted from the test model shown in the photographs.

# Don't Dig Those Crazy Worms



**Y**OU CAN SAVE your back as well as your buck and get fresh worm-bait with no digging and no great expense by using one of the electronic "Worm-Turners" described here. A worm-turner warms the worms—in fact it makes things so hot for them that they quit their earthy diggings and sidle right to the surface where you can snake out an eager hand and scoop 'em up at will. The ladies giggle, the worms wriggle—and you'll have all the fish-bait you'll need.

Before you conclude that your POP'tronics staff has blown its collective cork, take a look at the photos and diagrams shown here. You'll admit there's a new angle for an old angler, and if you'll pardon our puns, you'll see that it's more fun and a lot easier to dig these simple circuits than to break soil as a preface to summer fishing.

All you need is a lawn and a 115-volt a.c. power source. When current from this source passes through a ground probe, the worms in the area of the probe will crawl

## CAUTION

Do not attempt to modify either of these circuits. If wired according to the schematics, they will provide adequate protection from the LETHAL 117-volt a.c. household line.

## Let electronics flush them out of the ground

to the surface. It is assumed that the worms experience a mild shock caused by the IR (voltage) drop in the earth. Regardless of the reason, this method will bring worms to the surface in a jiffy.

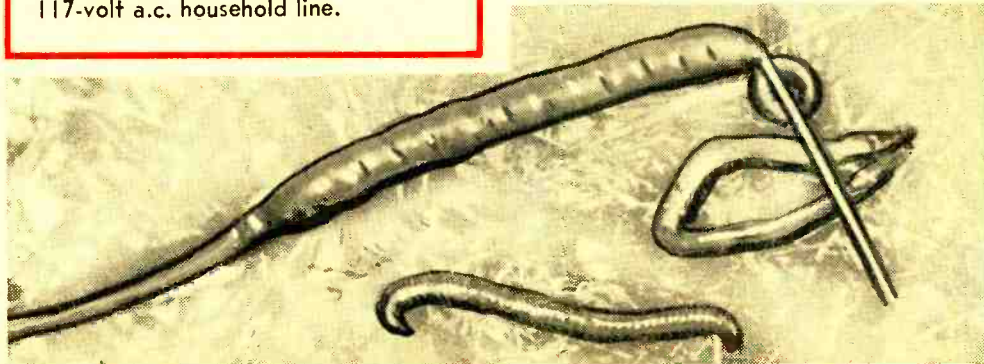
### WORM-TURNER NO. 1

By R. Wayne Crawford

The safety factor is the biggest problem involved in the use of house current. One side of the a.c. line is "hot" to ground. Obviously, if this side of the line were grounded directly, the house fuses would blow. The circuit used here limits the current flow through the probes. The entire unit is built in a 3" x 3" x 5" wooden box; wood was used in this case because of its insulating properties.

When the d.p.s.t. switch is in the "off" position, both sides of the a.c. line are open. The purpose of the 10-watt lamp bulbs is to limit the current through the

"Worm-Turner" No. 1 in action. Probes (two are used) are inserted into the earth. The a.c. energy they shoot into the ground causes worms to rise.





**"Worm-Turner" No. 1**, complete with a.c. power cord. Incandescent bulbs limit current flow through earth probes. Neon lamp, to right of switch, indicates when probes are "hot" and ready for use.

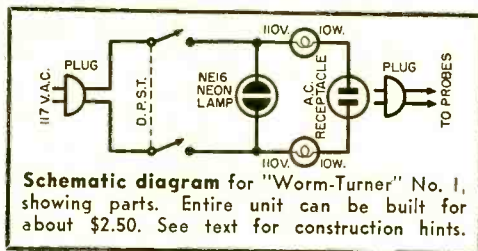
ground probes. The neon lamp lights when the switch is in the "on" position, indicating that the probes are "hot." Use of a lamp in series with each line eliminates the problem of trying to identify the "hot" line.

The probes can be constructed from any fairly stiff, thin, metal rod. The writer used two wire coat hangers with the enamel sanded off. Each probe should be about 15" long. One end of each probe should be filed to a point and a 10' or 12' length of rubber insulated wire soldered to the other end. About four inches from the soldered joint, make a 90° bend in the rod. Wrap this section well with rubber tape. It will serve as a handle for forcing the probe into the ground.

A standard a.c. plug and receptacle may be used to attach the wires from the probes to the unit. Connect the unit to the power source with a rubber-covered line cord. A long cord will give you greater freedom of movement about the lawn.

To use this worm-turner, push the probes into the ground to a depth of a foot with the two probes approximately three feet apart. Turn the switch to the "on" position. If the moisture content of the earth is about average, one of the lamps should light. Within a few minutes the worms will start crawling out of the ground in the area of the "hot" probe. When you find that no more worms are crawling to the surface, turn the unit off and move the probes to another location. *Don't take any chances by moving the probes when the unit is turned on.*

If the earth is exceptionally dry, water a section of the lawn before starting. The



**Schematic diagram** for "Worm-Turner" No. 1, showing parts. Entire unit can be built for about \$2.50. See text for construction hints.


current flow will now be greater between the two probes and, since the lamps are in series, it may be necessary to use larger wattage lamps to obtain satisfactory results.

## WORM-TURNER NO. 2

By J. E. Pugh, Jr.

Worm-Turner No. 2 also depends on a surge of a.c. through the ground to jolt the worms to the surface. Details on its construction may be seen in the accompanying photos and diagram.

All parts fit nicely in a 3" x 5" x 7" aluminum box, but they should be located with care as they must be closely spaced. The transformer is centered in the box for good balance when the unit is carried. The lamp sockets should be made of Bakelite and



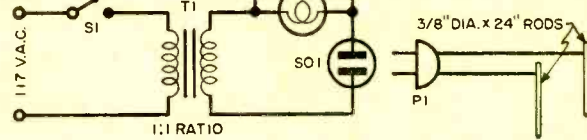
**"Worm-Turner" No. 2** (at right) is more elaborate, uses isolation transformer. Note carrying handle and "push-to-test" button.



- S1—S.p.s.t. toggle switch, bat handle  
 S2—S.p.s.t. push-button switch, normally closed contacts (Switchcraft 102 or equivalent)  
 SO1—Female receptacle (Amphenol 61F or equivalent)  
 T1—Isolation transformer, 115-volt, 35-wa. output (Triad N-51X or equivalent)  
 1—3" x 5" x 7" aluminum case (Fleximount 29433 or equivalent)

- 1—Handle (USECO 1020 or equivalent)  
 1—Pilot light jewel, red, 3/4" diameter  
 1—"On-Off" switch plate  
 1—4-ft. length of 3/8"-diameter rod  
 1—20-ft. length of test prod wire  
 2—File handles  
 2—Male plugs  
 Misc. rubber tape, line cord, rubber grommets, hardware

**Schematic diagram and parts list for "Worm-Turner" No. 2. Refer to photo, below, right, for hints on wiring this unit.**



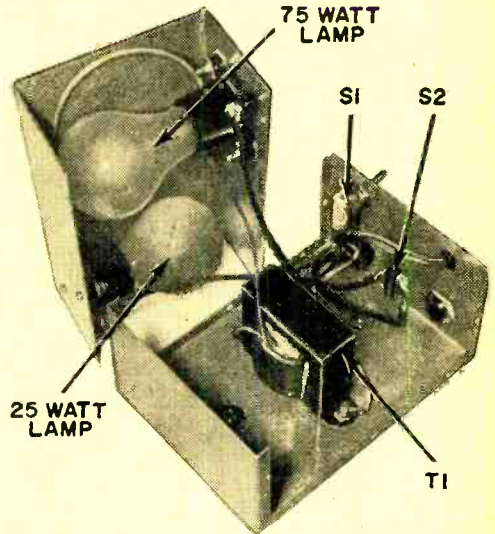
their mounting bases must be shortened to about 1/4" thick to provide space for shock mounting. Clip two rubber washers, 3/32" to 1/8" thick, on each mounting screw for this purpose. Use flexible wire such as test prod wire for connecting chassis parts between the two halves of the case. These wires should be long enough to permit the case to be opened if the lamps ever need to be replaced.

The probes are made of 3/8"-diameter rods about 2 feet long. Fit the upper end of each probe into an inexpensive file handle and then attach the wire (about 10' of test prod wire) near the handle. After this, tape the rod with rubber tape near the handle to lessen the chance of shock. The photo shows the probes both before and after being taped. The end opposite the handle is ground down to a point to make it easy to push into the earth.

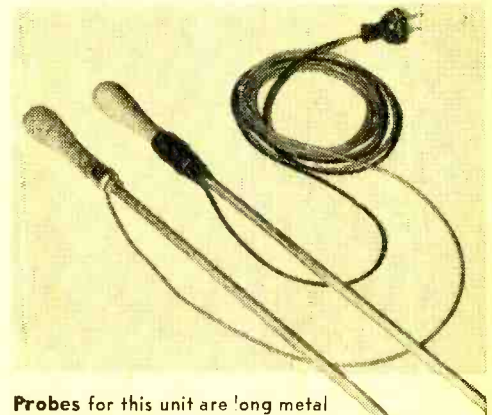
When S1 is closed, line voltage (117 volts a.c.) is applied to isolation transformer T1, which in turn supplies 117 volts to output receptacle SO1. The two parallel lamps in series with the load will indicate if the probes become accidentally connected together, and under such conditions they place a limit on the maximum current through the transformer. This current is permitted to be somewhat above the transformer rating since excessive loading will ordinarily be only momentary.

In addition to the above, the smaller lamp is used to indicate that the probes are functioning properly. During normal operation, the load current is sufficient to cause the 25-watt lamp alone to glow with a medium brightness, but it is not great enough to light both lamps. Thus, switch S2 is provided so that the 75-watt lamp can be switched out of the circuit for testing.

To use, push the probes into the earth 5' to 10' apart. Throw switch S1 on and then press test switch S2. The 25-watt lamp should glow dimly, indicating that the system is working. Wait a few moments and then start picking up the



**Positions of parts in "Worm-Turner" No. 2. Note that carrying handle is mounted on obverse side of same chassis section which mounts the transformer.**



**Probes for this unit are long metal rods fitted to wooden handles, connected to chassis via line cord and plug.**

worms. As with Worm-Turner No. 1, if the earth is very dry, it may help to spray it with water before inserting probes. —30—



# Hellishcopter



By Carl Kohler

WHEN THE anguished tones of the Elvis Presley recording suddenly faded from the speaker in my workshack, I knew company was coming—most likely with the usual pot of coffee and a consuming curiosity. Calmly, I made a few last adjustments on my latest electronic triumph and awaited the judgment committee of one.

It took her exactly three minutes and twenty seconds to turn off the record player in the music room, stop in the kitchen



... Without warning, she all but threw the transmitter at me. I grabbed, missed, and the unit smashed to the ground. "Why did you do that?" I yelped . . .

for the coffee, walk from the house to my workshack and knock on the door.

"Couldn't stand any more of that male Banshee's adenoidal wailing, eh?" I said, admitting the wife into my private sanctum of scientific puttering. "Why you bought those absurd recordings is completely beyond—"

"It happens," she said coldly, "I like his singing."

"If that's singing, let's go down to the dog pound and hear some group stuff some time," I snickered. "I've heard better tonality from Air Alert Sirens and I—"

"What in the world is that?" She pointed to my newly built project on the floor.

"Oh, that happens to be the little marvel which is only going to walk off with all the awards when my R/C Plane Club holds its

Competitive Meet next week," I said casually. "When they see *this* baby—"

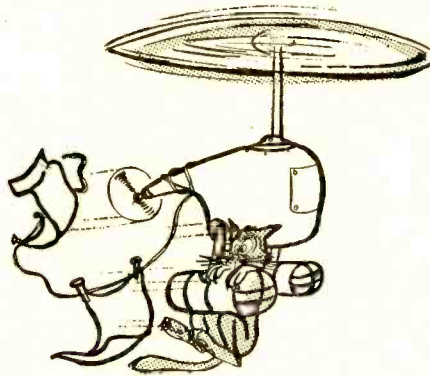
"First plane I ever saw without wings."

"It's a whirlybird type—you know, helicopter." I ran a fond hand over its smooth fuselage. "Whole thing only weighs twenty pounds, including the modified, aluminum-cast lawn-mower engine which powers it. It carries a quart tank of a special fuel, which I got from the kids who run the hot-rod strip on the edge of town, and it can stay airborne for almost an hour, according to my calculations."

"How do you steer it?" she asked.

"With R/C control of these adjustable blades on the larger rotor." I smiled into my coffee. "My tone control system modifications—somewhat along the line of what would be conventional elevator-control—are something a notch below sheer genius! According to my schematics, this baby'll—"

"You keep saying 'according to your plans,'" she said skeptically. "That means you haven't actually flown this misbegotten gizmo yet." An expression of mingled worry



... Suddenly the whirlybird appeared—a large and scrawny tomcat clinging to a pontoon . . .

and suspicion flooded her face. "How do you know it won't go berserk—like some of those other nutty R/C nightmares you turned loose?"

"Impossible!" I chuckled. "I've checked

(Continued on page 98)

**Playing a prized old record on today's wide-range hi-fi equipment can be fun, but—**

## Should it Hiss? Should it Rumble?

A FRIEND heard that we had a hi-fi system second to none, and decided to bring over some of his old, treasured 78-rpm records. He had been told that hi-fi could practically bring Caruso back to life. We started one of the ancient discs, and there followed a combination hiss-static effect that all but masked the great tenor's tones. "If that's hi-fi," said our friend, "I'm going back to my old model phonograph. I never heard any of that noise before!"

Those who have tried to play old records on new hi-fi systems have probably had a similar experience. The reason for it is simple. High fidelity, with its wide frequency response, does bring out the brilliance of high-pitched musical tones. But—at the same time—it reproduces record surface noise much more than a limited frequency range or "lo-fi" phono ever did. And there is plenty of noise on the older shellac recordings—caused by the manner in which they were made, the material of which they were made, and the type of heavy and often blunted pickups which were employed during playback when those records were new.

Still, many listeners own quite a collection of such discs. The question facing them is how to use their new hi-fi systems to hear the music on those records but not the accompanying noise.

**What Is Scratch?** What we call "scratch" is not a single tone, but a mixture of tones of varying intensity and pitch. The only sure thing about "scratch" is that it consists mostly of high frequencies. Hi-fi equipment, noted for its ability to reproduce musical overtones, will reproduce the high-frequency noise spectrum as well.

Now, at the other end of the frequency band are the low-frequency noises, caused chiefly by rumble from an imperfect record changer. In "lo-fi" systems using less expensive amplifiers, this rumble may go unnoticed because the amplifier and/or speaker



Photo courtesy Kierulff Sound Corp.

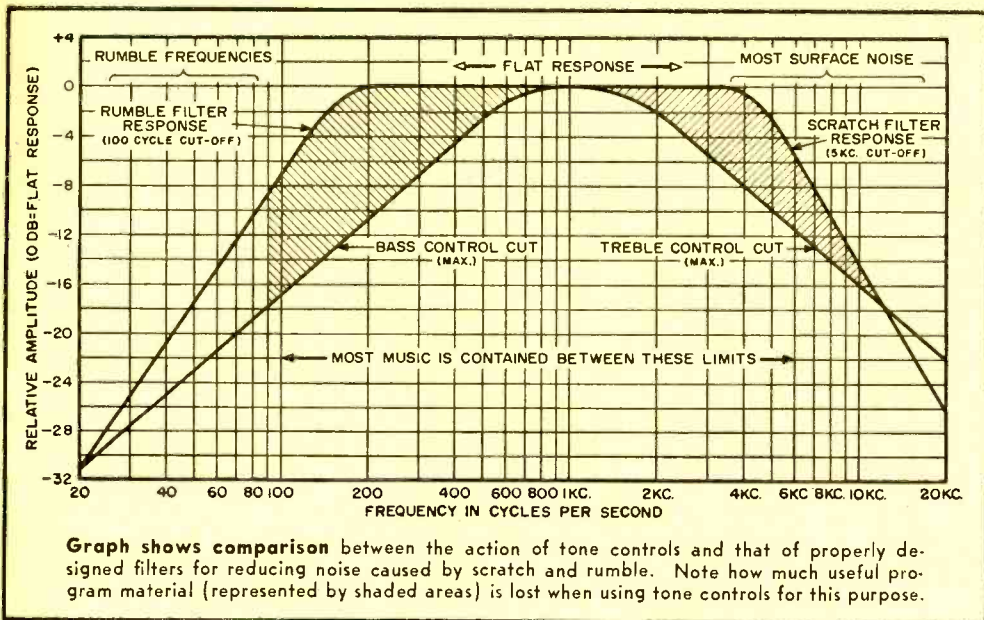
is incapable of reproducing it. With better equipment, however, the rumble becomes a nuisance, especially during quieter passages of music.

Even when the rumble is so low-pitched that you can't hear it, it can still add distortion to the music. The speaker cone may vibrate very slowly, due to the rumble signal, while the regular program material is being superimposed on it. As a result, certain musical notes are reproduced by a distended speaker cone, causing subtle distortion which can give rise to "listener fatigue."

**Tone Controls and Noise.** Ideally, it would be nice if we could filter out the noises without filtering out any of the music along with them. Practically, this is not possible. Although we can design circuits to get rid of any frequency or group of frequencies, those circuits have no way of knowing whether they are blocking out musical tones or extraneous scratch and rumble.

The next best thing would be to eliminate as much of the objectionable noise and as little of the program content as possible. The graph on the next page shows why this cannot be done with conventional tone controls. It's true that rotating the treble tone control counterclockwise will get rid of the surface noise, but at the same time, it will cut down on the brilliance of musical overtones. Much of the color of the violins, triangles and flutes will disappear.

Nearly all tone controls have a slow rate of attenuation. In other words, to get a




substantial decrease in intensity of tones at around 10,000 cycles, the control is so arranged that some decrease of intensity is already taking place at frequencies as low as 1000 or 2000 cycles. This is an ideal arrangement where tone controls are being used to compensate for the differences in room furnishing, loudspeakers, etc., for anything other than a gradual change of response would sound artificial. But when surface noise is the problem, tone controls just don't act as "steeply" as they should.

The same situation applies to the bass tone control which might, at first glance, seem like the way to combat turntable rumble. Again, the rumble will be eliminated or reduced, but so will the sonorous tones of the bass fiddles and the thundering crash of the kettle drums.

**Filters Cut Sharply.** There are two basic differences between filters and tone

**Some amplifiers, like Bogen DB-115, incorporate switch-controlled filters.** Details on building your own filter are given on the following pages.



controls. The former circuits have relatively flat or uniform response up to a given frequency, known as the cutoff point in the case of low-frequency rumble filters. As a result, *most* of the program content (which occupies the middle frequencies primarily) is retained in its entirety, while the extremely high noise and low rumble frequencies are rapidly and substantially blocked out. The graph illustrates the expected action of a pair of filters and illustrates how much program content would be lost if the same thing were attempted using conventional tone controls.

Actually, in the case of old 78-rpm recordings, there was very little program content above 5000 cycles in the first place, so practically nothing is lost by introducing such filters except the scratch itself.


Commercial record scratch filters usually have three or more settings (including a "flat response" setting). This means that the new, better grade recordings can be played "wide open," while older discs can be reproduced with just a slight amount of filtering to remove that edge of hiss. The very old "collector's items" can be played with maximum filtering to cut out all the old scratch and noise.

Similarly, rumble filters have several settings to take care of different degrees of rumble. The idea is to use the least amount of filtering necessary for pleasant reproduction in both cases. Starting on page 77 you will find complete details on how to build a combination rumble-and-scratch filter which can be easily installed in your hi-fi system.

# Build Your Own

# Hi-Fi Filter

By LEONARD FELDMAN



**Outboard unit adds finishing touch to hi-fi amplifier not equipped with switched filters**

**I**NCLUDING a combination record-scratch and turntable-rumble filter in your hi-fi system provides you with a double guarantee. It means that you can enjoy your old records with a minimum of noise. It also means that you'll be able to enjoy your present records when *they* reach old age, or when your record player begins to rumble and you're not yet ready to replace it with a new one.

Many commercially available preamplifier-control units have these filters already built in. But older or less costly equipment may not. Actually, it is a lot easier to include an "outboard" type of filter, such as the one to be described, than to try to design one into an existing circuit.

This unit can be used between any preamp and any power amplifier. The output of the preamp will be connected to the input of the filter, and the output of the filter plugs right into the input of the power amplifier. If you have an all-in-one preamp-amplifier combination, that's no problem either, as will be shown later.

**How Much Filtering?** Quite a bit of experimenting with old and new records was required to decide on the cutoff frequencies for the scratch filter portion of this circuit. We finally decided that two settings of filtering other than the normally flat response setting would do the trick. The first cutoff was set at 8000 cycles, and is intended for use with somewhat older microgroove recordings that are beginning to develop a definite "hiss." The second setting starts "cutting out" frequencies at about 4000 cycles and is intended for old 78-rpm recordings which have quite a bit of scratch and noise.

The rate of cut was designed to be 12

decibels per octave. This means that at the 4000-cycle setting of the scratch filter response will be relatively flat up to 4000 cycles, whereas 8000-cycle noise will be reduced by a ratio of 4 to 1, with even higher frequencies reduced still further. This "rate of cut" is about twice that possible with regular tone controls whose action is much more gradual.

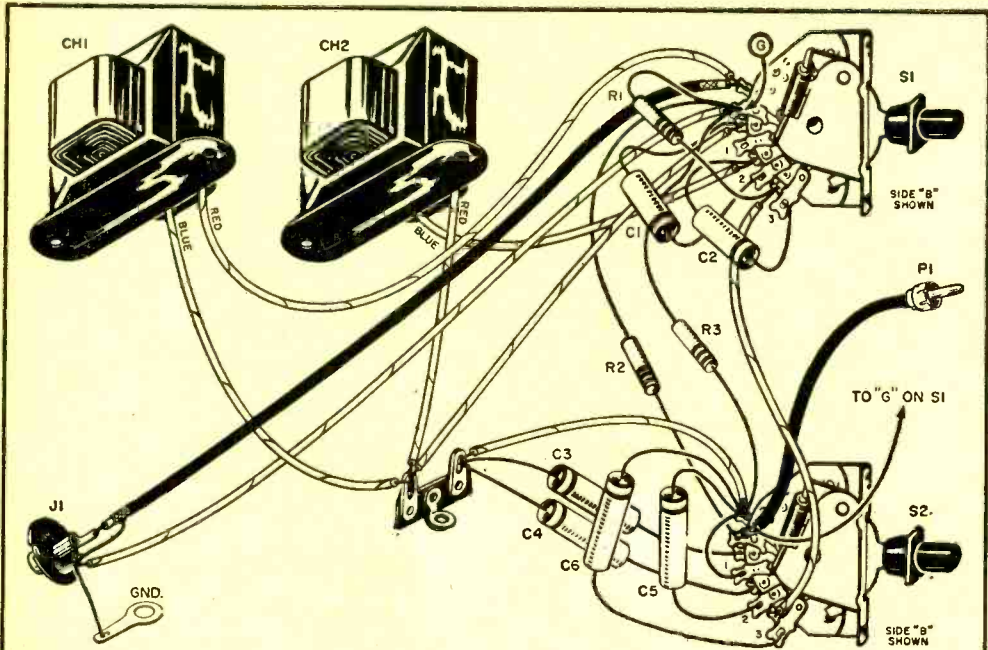
As for the rumble frequency filter, the two cutoff points selected are 50 cycles and 100 cycles, with the rate of cut about 10 db per octave. The first "cut" position is for very low frequency turntable rumble troubles, whereas the extreme 100-cycle setting will get rid of higher frequency rumble troubles *as well as* some 60-cycle power line hum which may possibly be present in your system.

**Building the Filter.** The entire unit is built into an aluminum two-piece case which, when completed, acts as a complete

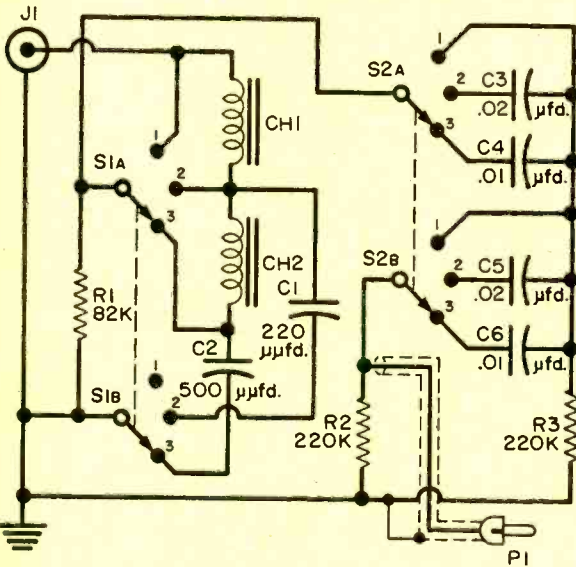
## HOW IT WORKS

**Scratch Filtering.** At low frequencies, the chokes offer very low impedance as compared to the 82,000-ohm load resistor (*R1*). Conversely, the 500- $\mu$ fd. capacitor (*C2*) has very high impedance across the load, and consequently causes no shunting action. The result is that full input voltage is developed across the load resistor. At 10,000 cycles, the choke acts like a series impedance of about 200,000 ohms, and the combined parallel impedance of the 82,000-ohm resistor and the 500- $\mu$ fd. capacitor (whose impedance to high frequencies is low) is now reduced to about 20,000 ohms. By voltage divider action, then, only about 1/10th of the 10-ke. input signal is available at the output. This corresponds to a reduction of 20 db at this particular frequency.

**Rumble Filtering.** At high frequencies, the two 0.01- $\mu$ fd. capacitors (*C4* and *C6*) act as a short circuit. The entire signal is developed across the 110,000-ohm effective load (two 220,000-ohm resistors in parallel). At 20 cycles, for example, each capacitor has a series impedance of about 800,000 ohms, and again—by voltage-divider action—the output voltage is about 1/25th of the total. It corresponds to a reduction of about 28 db at this particular frequency.



**Pictorial diagram** above details relationship of parts used in the filter. Note that leads on chokes CH1 and CH2 are colored, and must be wired according to instructions. Below are the schematic diagram, table of frequency cutoff action for different switch settings, and parts list. Switches are shown at 100-cps and 4000-cps cutoff positions. All ground points, including shield of output cable, should be returned to connection at ground on J1.



SWITCH POSITIONS		
	RUMBLE (s2)	SCRATCH (s1)
1	FLAT	FLAT
2	50~	8000~
3	100~	4000~

- C1—220- $\mu$ fd. ceramic capacitor (Centralab BC220)
- C2—500- $\mu$ fd. ceramic capacitor (Centralab BC501)
- C3, C5—0.02  $\mu$ fd. tubular capacitor (Cornell-Dubilier 2S2)
- C4, C6—0.01- $\mu$ fd. tubular capacitor (Cornell-Dubilier 4S1)
- CH1, CH2—1.5-hy., 10-ma. choke (Merit C-2973)
- J1—Phono jack (RETMA standard type, non-insulated)
- P1—Phono tip plug (RETMA standard type)
- R1—82,000-ohm,  $\frac{1}{2}$ -watt resistor
- R2, R3—220,000-ohm,  $\frac{1}{2}$ -watt resistor
- S1, S2—Double-pole, triple-throw lever switch (Centralab 1452)
- 1—3" x 4" x 5" aluminum chassis-case, (Insuline 29215)

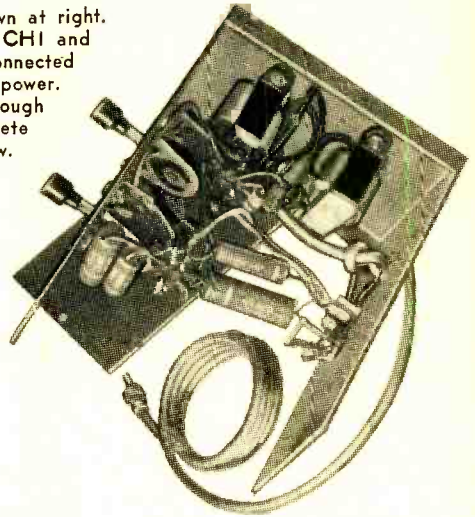
shield for the circuit, preventing any hum pickup from power supply transformers located on nearby equipment.

Lever-type switches were selected because of their professional appearance and because the settings can be spotted easily from your armchair across the room. The orientation of these switches is such that flat response is achieved with both switch

knobs all the way down. The rumble switch is mounted to the left of the scratch switch (since we normally think of low frequencies as being at the left of the audio scale and high frequencies at the right). Check the pictorial diagram for the exact position of the switch contacts, shown in the "flat" position, before mounting.

The only metal cutting necessary involves

Inside view of filter, with wiring completed, is shown at right. Lever switches are mounted on front panel. Chokes CH1 and CH2 are mounted on left inside panel. Unit is to be connected between preamp and power amp. It requires no power. With both switches in "flat" positions, signal is fed through directly. For instructions on using filter with complete or "single-chassis" amplifier, see drawing and text below.



a few small round holes and narrow slots for the two lever switches. Each switch requires two round  $\frac{3}{16}$ " holes spaced  $1\frac{1}{16}$ " apart with a  $1\frac{1}{8}$ " x  $\frac{3}{16}$ " slot centered vertically between the two mounting holes. As the aluminum of the chassis recommended in the parts list is quite soft, the slot was made by drilling a  $\frac{3}{16}$ " starting hole at each end of the intended slot area and carefully cutting the slot between the end holes, using an ordinary coping saw.

The phone input jack requires two  $\frac{3}{16}$ " holes spaced  $1\frac{1}{16}$ " apart and an  $1\frac{1}{32}$ " hole centered between them. A  $\frac{1}{4}$ " clearance hole for the output cable and four  $\frac{3}{16}$ " holes for mounting CH1 and CH2 completes the metal work.

**Wiring Tips.** Capacitors C1, C2, C5 and C6 can all be pre-wired to their respective switches before assembly. One end of C3, C4, R1, R2 and R3 can also be wired to the switches before installation, reducing the number of wiring steps after all the parts are installed in the case.

You will note from the schematic diagram that CH1 and CH2 are actually wired in series. The chokes are color-coded and this coding should be strictly observed in order to get the full 3 henrys from a series combination. Start with the red lead of CH1 wired to point 1 of S1a. The blue lead of CH1 and the red lead of CH2 are then joined together and wired to point 2 of S1a. Finally, the blue lead of CH2 is wired to point 3 of S1a. Keep all unshielded leads as short as possible, and be certain that only a single chassis ground is made—using the

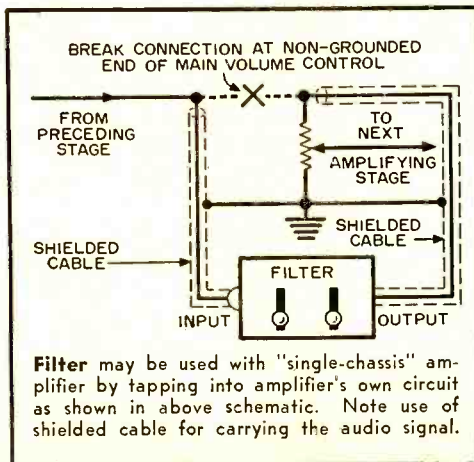
"ground" side of the input jack J1 for this purpose.

Assemble the two parts of the case together using the self-tapping screws supplied. Mark the settings of the switch positions on the front panel. The markings for the rumble filter switch, reading from bottom to top, are "flat," "50 cps" and "100 cps." Scratch filter switch markings, reading from bottom up, are "flat," "8 kc." and "4 kc."

**Installation and Use.** Connect the output cable from your preamp to the input jack of the filter. The output cable of the filter is then connected to the input jack of your power amplifier. If you have a combination preamp-amplifier, the best place to "tap into" the circuit is at the ungrounded end of the main volume control, as shown in the partial schematic on this page.

On quality FM broadcast programs, you will want to leave both switches in the flat position; on weak signals, however, setting the scratch filter to 8 kc. will often dispense with some of the FM hiss normally associated with weak reception. For AM broadcasting, we found that the 4-kc. setting gets rid of a lot of static, and since this type of transmission is limited to a maximum range of about 5000 cycles, practically no program content is lost. As for your record collection, each record will require its own best setting, which can be determined by experimentation. A good idea might be a notation on the jacket or record album as to the most pleasing settings to be used.

The rumble filter setting will depend upon the quality of your turntable or record changer. Remember to set it back to "flat," however, when listening to radio, unless the radio station's turntable has some rumble, too—which has been known to happen!



# AFTER CLASS



Special Information on Radio, TV,

Radar and Nucleonics

## THE NEW MICRO-BATTERIES

**I**N JANUARY of this year, American newspapers carried a startling, almost incredible story: atomic energy had at last been tamed! The man in the street would soon be able to carry a tiny nuclear power plant in his pocket with absolute safety—a power plant which would operate his transistor radio, hearing aid, emergency receiver, and even his wrist-watch. Despite its cough-drop size and the absence of massive shielding, the danger from radiation would be less than from an ordinary radium-dial clock.

As so often occurs, public misinterpretation of the newspaper stories conjured up all kinds of fantastic visions—visions which are just as improbable today as they were fifty years ago. Let's try to clear up some of these foggy notions about the atomic battery and other microcells.

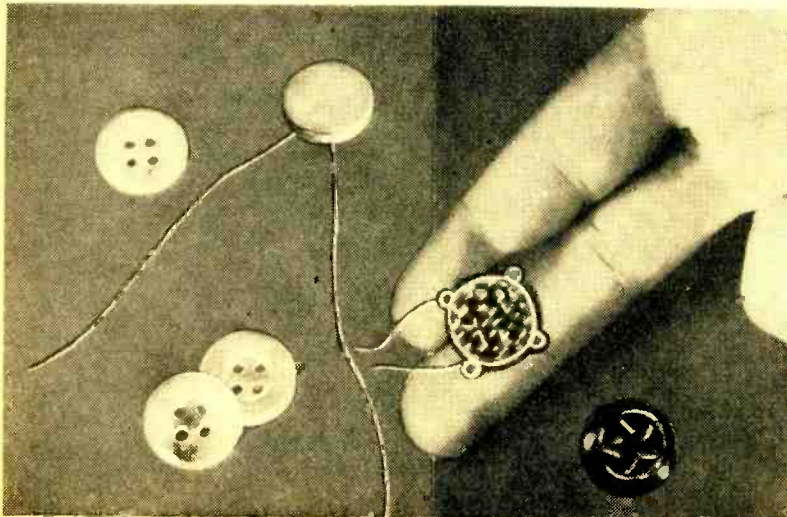
At this moment, a nuclear battery is producing usable electrical energy in the laboratories of a well-known American watch manufacturer, Elgin National Watch Co., Elgin, Ill. This cell is indeed no larger than a cough drop, is as safe as a house key to carry, has a life of about five years, and actually obtains its energy indirectly from atomic fission.

**Atomic Energy.** When most radioactive substances disintegrate, three types of ema-

nations are given off: alpha particles which are heavy, positively charged bundles consisting of two protons and two neutrons; beta "rays" which are really free high-speed electrons; and gamma rays which are extremely high frequency electromagnetic waves. The chief danger to human tissue from atomic radiation lies in the latter.

Gamma rays have great penetrating power. Beta and alpha particles, on the other hand, are not as hazardous because they cannot penetrate much below the upper layers of the skin. Thus, it is the gamma radiation which makes necessary the elaborate precautions taken in the Nautilus and in atomic plants to protect the personnel against tissue damage. It also accounts for the fact that the only pocket-sized nuclear power plants are those in science-fiction stories!

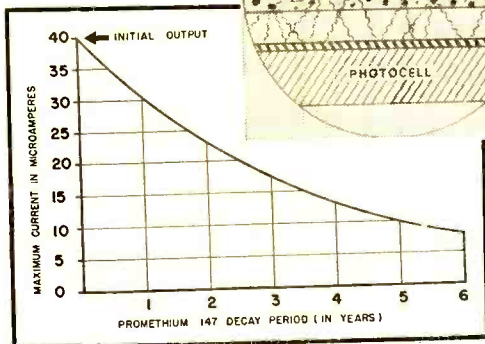
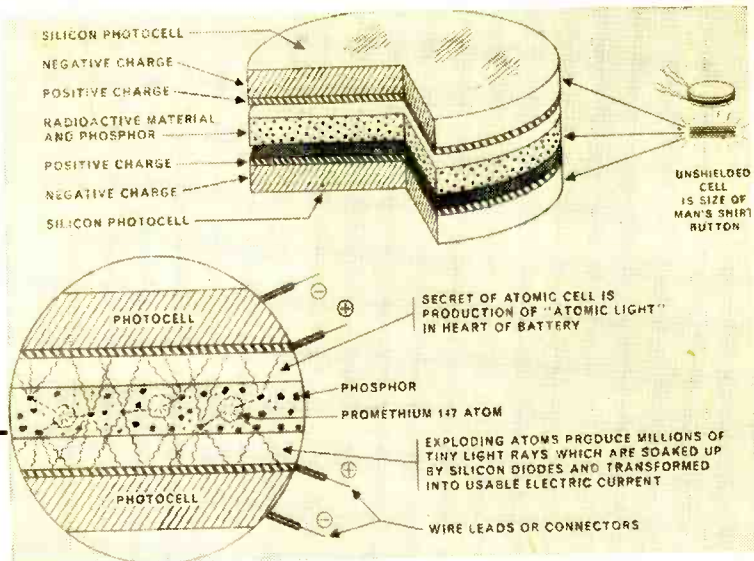
In 1947, a new element called *promethium* was discovered in the waste products of ordinary spontaneous uranium fission. Chemists dutifully studied its structure, catalogued it as element 61 in the periodic table of elements, tagged it as one of the "rare earths" falling between element 60 (neodymium) and element 62 (samarium) on the chart and then promptly forgot it. Almost 10 years later, practical-minded engineers casting about for a safe source of



**Fingers** loom large in comparison with the fully shielded atomic battery at left. It is just about cough-drop size. Without its external metal shield, the battery is no bigger than a shirt button (far left).



**Promethium**—a new atomic element—has made the nuclear battery possible. The cross-section drawings at right show the structure of the battery and how it works. Directly below is a life performance curve of the atomic cell.



embedded phosphor in the center wafer impinging upon the silicon cells, the "atomic light" is converted into electrical energy.

The life graph of the nuclear battery provides the story of its performance. When first made, a single atomic cell will provide approximately 40 microamperes of electric current at about one volt of potential, the equivalent of 40 microwatts of electrical power. When you consider that an ordinary small desk lamp uses a million times this amount of power while in operation, all visions of atom-powered automobiles and washing machines in the very near future immediately collapse. With a bang!

Due to the decay rate of promethium 147, the available current falls off to 30 microamperes at the end of one year, to 20 microamperes at the end of the half-life period of 2½ years, and finally to 10 microamperes after five years. Any equipment that will  
(Continued on page 118)

atomic energy re-discovered promethium and immediately pounced upon it as the possible answer to their problems.

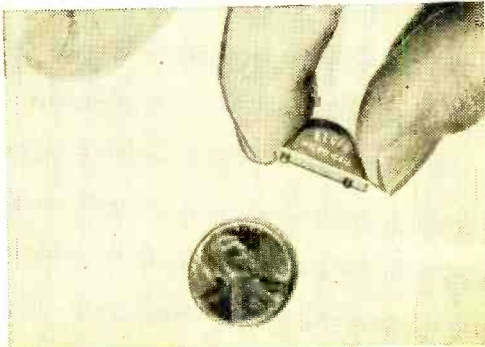
Promethium 147 has several interesting properties. When it decays, it emits beta particles in profusion but virtually no gamma or alpha radiations. Furthermore, it has a useful half-life of more than 2½ years and so represents a potential long-term power source if its beta rays can be utilized.

Beta radiations are elusive; they are difficult to capture and use in the direct production of energy. But, reasoned the inventors, why not make the conversion a two-step process? The beta particles could release their energy in another form—even if this form were still not usable—and then the secondary energy could be changed into a practical product.

Thus, the new atomic battery was born. The cough-drop nuclear cell is the result of this line of research.

**Nuclear Battery.** As the drawings above show, the cell is built in three layers. In the center is a wafer consisting of promethium 147 atoms and some phosphor material. The latter is a crystalline substance which gives off flashes of bright light when bombarded by electrons. Your television receiver picture tube screen has a phosphor coating of this type. The two outer wafers of the sandwich are miniature silicon photocells. As the brilliant scintillations of the

**Indium cells**, which are intended for use with electronic wrist-watches, show promise of things to come in the chemical battery field. One of them has about half the surface area of a copper penny.



# Tuning the Short-Wave Bands

=with Hank Bennett



**I**N TUNING across any of the various short-wave bands, the average listener may hear some rather unusual musical or animal-like sounds. These strange sounds, which may be repeated a number of times, are from one to ten seconds in length with

try in which a particular station is located. Some countries have one common interval signal for all of their s.w. transmitters while several stations in a certain country may each have its own identifying signal. The signals of some countries are played



Thomas Green, Pueblo, Colorado, at the dials of his National NC-173 receiver. For boosting weak signals, he uses a "Select-O-Jet" and "Q-5'er."

Colorful and interesting verification issued by Radio Monte Carlo. The 7349-kc. frequency shown is no longer in use; you can find them on 7140 kc.



a few seconds of "dead time" in between. They represent the interval signal identification of various s.w. stations. Such signals are used quite often just preceding the sign-on time of a station—to enable listeners in foreign lands to tune in, at times for test purposes, and frequently between programs—when there would otherwise be short periods of "dead air time." An IS helps DX'ers to identify readily the coun-

on instruments that are native to that country or surrounding territory. Bird calls are often heard from stations in the Pacific. One of the most unusual interval signals heard by your Editor was the amusing cackle-call of "Woody Woodpecker," used by a station in Colombia; this one has not been heard recently and may no longer be in use.

(Continued on page 108)

## INTERVAL SIGNALS

**Australia**—Radio Australia features a music box playing "Waltzing Matilda" for five minutes preceding transmissions. The programs open with the chimes of the Melbourne post office clock and the laugh of the native kookaburra bird.

**British Honduras**—Belize, on 3300 kc., uses a recording of "Greensleeves."

**Canada**—First four notes of the National Anthem, "O Canada."

**Egypt**—Camel bells.

**England**—Bow (church) bells. The chimes of "Big Ben" are also frequently heard.

**Germany**—Deutsche Welle, Cologne, plays


a motif from Beethoven's "Fidelio" on the celesta.

**Greece**—A folk song played on a native flute and sheep bells.

**India**—A melody of 8 seconds duration with 10 seconds between playings. Instruments used include a violin, viola, cello, and tampura.

**Italy**—One of the very few stations in areas other than the Pacific to employ a bird call, Radio Rome can be noted with its bird-chirp IS. The type of bird is not known and may be any of several.

**New Zealand**—Call of the native bell bird at 5-second intervals.



# THE TRANSMITTING TOWER

Herb S. Brier, W9EGQ

**L**ITTLE has been said in recent *Transmitting Towers* about the 144 to 148 mc. (2-meter) amateur band; so let's discuss it now. Many of the remarks will apply specifically to Novice operators, because the 145 to 147 mc. segment of the band is open to Novice operators, but the general discussion should be helpful to the General Class operator as well.

Probably the first thing that a Novice notes about the 145-mc. Novice band is that it is the only band on which he can operate phone. The next thing that impresses him is the width of the band. Its 2000 kc. is 40 times as wide as either the 3.7- or 7.15-mc. bands and eight times the combined width of the other three Novice bands. Obviously, interference is not a major problem on 2 meters. A third feature

equipment will push it out to 100 miles or so.

Compared to the distances that are covered regularly on the lower frequency bands, these distances are not very great. However, they can be covered 24 hours a day, 365 days a year. In addition, there are frequently special atmospheric conditions, especially in the warmer months of the year, that make it possible to work 500 miles or more, even with simple equipment. For the record, contacts of 1000 miles or so are not unknown on 2 meters, although they certainly cannot be called everyday occurrences.

The truth is that the thrill of working a new state a couple hundred miles away on 2 meters is just as great as spanning an ocean on 15 meters. However, not all am-

**Eddie, WN3JYM**, offers to help prospective Novices obtain their licenses. His equipment and record are discussed in the News and Views section.



**Paul Taylor** is shown operating his amateur station, KNIAFI. He has worked 28 states, 27 of them confirmed. See News and Views for more details.

of the band is the modest size of the antenna required, a  $\frac{1}{2}$ -wave one for the center of the band being only 38" long.

Undoubtedly, the big disadvantage to 2 meters in the eyes of many amateurs is its limited range. The reliable range of a typical, low-power, 2-meter station equipped with a simple, non-directional antenna in an average location will be between 10 and 20 miles. Substituting a small beam antenna for the non-directional one will probably double this range. Still better antennas, higher power, and very sensitive receiving

ateurs are DX hounds. For many of them, the opportunity to make regular contacts via radio is the important thing. The small size of 2-meter antennas brings this goal into reach of many city dwellers, to whom an efficient, low-frequency amateur-band antenna is completely out of the question.

**Equipment for 2 Meters.** Many amateurs believe that high-frequency radio equipment is necessarily very complicated and expensive. This is not true. Oh, compared to the simplest practical station for the 3.7- or 7.2-mc. Novice bands, the 2-meter

## HELP US OBTAIN OUR HAM LICENSES

In this section of the Transmitting Tower, the names of prospective amateurs requesting help and encouragement in obtaining their licenses are listed. To have your name listed, write to Herb S. Brier, W9EGQ, % POPULAR ELECTRONICS, 366 Madison Ave., New York 17, N. Y. Please print your name and address clearly. Names are grouped geographically by amateur call areas.

### K1/W1 CALL AREA

Roy L. Laduke, 378 Blackstone St., Providence, R. I. (Code and theory)  
 William Cashman, Jr. (14), 59 Willow St., Reading, Mass. (Code)  
 Sam Lipson, 1 Kensington Hts., Worcester 2, Mass. (Code and theory)  
 Fred Foley, 21 Elmwood St., Worcester 2, Mass. (Code and theory)

### K2/W2 CALL AREA

Frederick Mason, 1111 Park Ave., New York 28, N. Y. (Code)  
 Jack Kilroy (14), 59 Valley View Terrace, Packanack Lake, N. J. Phone: MO 8-0682. (Code and theory)  
 Bernard Greenberg, 2628 E. 29th St., Brooklyn 35, N. Y.  
 D. W. Brown, 34 Edgar St., Buffalo 7, N. Y. (Code and theory)  
 Edward Demchuk, 77-05 268 St., New Hyde Park, N. Y. (Code and theory)  
 Richard Palmer, Seneca Blvd., Hector, N. Y. (Code, theory and regulations)  
 Charles Fenning, Marle Rd., Valley Cottage, N. Y. (Code)  
 Weiker Calhoun (16), 38 W. 100th St., New York 25, N. Y. (Code and theory)  
 Alfred Mastarrigo (16), 105 Villa Rd., Pearl River 7, N. Y.  
 Michael Dinan, 104 W. 92nd St., New York 23, N. Y. (Code)  
 Robert Tucker, Box 408, Eastport, L. I., N. Y. (Theory)  
 George Yahwak, Jr., 119 North St., Auburn, N. Y. (Code and theory)  
 Ben Zobel, 135-03 120th Ave., S. Ozone Park, N. Y. (Code)  
 Sandy Johnson (15), % W. J. Handlen, Rockaway & Huron Ave., Oakland, N. J.  
 Dan Granoff, 73-31 187th St., Flushing 66, N. Y. (Code and theory)  
 Robert Kujawski (14), Box 146, Florida, N. Y. (Code and theory)  
 Robert Thomas, 1051 Boston Row, N. Y. Phone: LU 9-6903. (Code)  
 Joe E. Calzaretta, 2122 Haring St., Brooklyn 29, N. Y. (General Class theory)

### K3/W3 CALL AREA

Samuel Passafume, 1002 Farragut St., Pittsburgh 6, Pa. (Code and theory)  
 Thomas C. Miller, 120 Center St., Milton, Pa. (Code and theory)  
 Eddie Hensel, 1139 Third Ave., New Kensington, Pa. (General Class theory)  
 Eugene Robinson, 101 S. Pittsburgh St., S. Connellsville, Pa. (Theory)  
 Jack and Fi Fi Wilson, 1005 Greentree Rd., Hillside Heights, Newark, Del. (Code and theory)  
 Joseph Pearo, 126 Tree St., Philadelphia 48, Pa. (Code)  
 Carl Reinhart, 149 Skyport Dr., Dravosburg, Pa. (Code and theory)  
 John Hamilton (14), 1541 Crescent Ave., Lancaster, Pa. (Code)  
 Jerry Dickman, 6545 Darlington Rd., Pittsburgh 17, Pa. (Code and theory)  
 Stephen Rosen (15), 5427 Eighth St., N.W., Washington 11, D. C. Phone: RA 3-7448. (Theory)

Jim Stout, 525 West Rldge Ave., State College, Pa. (Code and theory)  
 John B. George III, 230 Beechwood Rd., Penn Sq. Village, Norristown, Pa. (Code and theory)  
 Samuel F. Nelson, 2000 Md. Ave. N.E., Apt. 11, Washington 2, D. C. (Code and theory)

### K4/W4 CALL AREA

George Stone (15), Route 3, Lafayette, Tenn. (Theory)  
 Paul Kelly, 628 Jessamine, West Palm Beach, Fla.  
 Paul Hancock, P.O. Box 4543, Harkers Island, N. C. (Code and theory)  
 Kenneth Harrison, P.O. Box 237, Bogart, Ga.  
 Bill B. Purdie, 144 Clarmount Ave., Hampton, Va. Phone: NEWport News 4-4177.  
 Wallie Miller, Jr., Route 4, Lafayette, Tenn. Phone: NOrth 6-3016. (Code and theory)  
 Joe Cooper (15), 313 Garden Lane, Chickasaw, Ala. Phone: HE 8-1188.  
 Milton Ware (15), 324 Third St., Chickasaw, Ala. Phone: HE 3-4449.  
 Winfred Routh, Rt. #1, Franklinville, N. C. (Code and theory)  
 Bobby Sutton, Rt. 3, Box 671, Kinston, N. C.  
 David Matthews, Jr., Route #1, Turkey, N. C. (Code)  
 Robert Blumenkranz (13), 8927 Emerson Ave., Miami Beach, Fla.

### K5/W5 CALL AREA

Randon Reaves, 8722 Lupton Lane, Houston, Tex. (Code and theory)  
 Elvis Link, 5712-5800 W. Montgomery Rd., Houston 18, Tex. (Code and theory)  
 Gary Allums (16), 209 Rush St., Bossier City, La. Phone: 3-5514. (Code and theory)

### K6/W6 CALL AREA

Dick Schmieter (14), 2745 Glenn Ave., Los Angeles 23, Calif. (Code and theory)  
 Lester Shaw, 115 S. Flower Ave., Brea, Calif. (Code)  
 Mike Nagy, 1243 Colima Rd., San Bernardino, Calif. (Code)  
 George Drysdale, 4435 Jostle Ave., Lakewood 8, Calif. Phone: GA 9-6319. (Code and theory)  
 Michael Gnau, 10 Saturn St., San Francisco 14, Calif. (Code and theory)  
 Forrest Myers, 647 Cascade Rd., San Leandro, Calif.  
 Rodney Wight (15), 250 N. McDaw, Susanville, Calif. Phone: 6857. (Code)

### K7/W7 CALL AREA

Paul N. Hamilton, 19530 S.W. Blanton, Aloha, Ore. (Code and theory)  
 Wilbur C. Young, 8114 S.E. Mill, Portland 16, Ore.  
 Robert K. Gierke (15), Box 8229, Talbot Rd., Edmonds, Wash. Phone: GRenwood 4610. (Code)  
 Marcus Dilley, Tieton, Wash. (Code and theory)  
 Billy A. Blair, Box 87, Richmond, Utah. (Theory)

### K8/W8 CALL AREA

George S. Lee, 1451 Sunset Rd., Mayfield Hts. 24, Ohio.  
 Wesley Rishel, 2100 Revely, Lakewood 7, Ohio. (Code and theory)  
 Richard Hansz, 11309 Arden, Livonia, Mich.  
 Joseph Pousak, 17815 Clark St., Riverview, Mich. (Code and theory)  
 James Everly (13), 540 Blaine Ave., Marion, Ohio. (Code and theory)  
 Lance Lyman, 8759 Usher Rd., Olmsted Falls, Ohio. (Code and theory)  
 Steve McShane (14), 12830 Wilshire, Detroit 13, Mich.

William Mark Boyd (16), 112 Poplar St., Bluefield, W. Va. (Wants pen pals; will answer all letters)

Gilman Huckins, 3333 Ruckle St., Saginaw, Mich. (Code and theory)

William J. Harvanec, 3816 W. 128th St., Cleveland 11, Ohio. Phone: OR 1-8301. (Code and theory)

David D. Phoenix Jr., 3351 E. 147th St., Cleveland 28, Ohio. (Code)

Richard R. Six, 501 Holley St., St. Albans, W. Va. (Code and theory)

#### K9/W9 CALL AREA

Bruno Wizolek (11), Chicago, Ill. Phone: PE 6-9449. (Code)

John Swanson (14), 14201 S. Dearborn, Chicago 27, Ill. (Code)

Gary Keener, R. R. #2, Union City, Ind.

John L. Robinson (14), 1228 W. Farwell, Chicago 26, Ill. Phone: RO 1-1376. (General Class theory)

Stephen Latuszek, 58 Robertson Ave., Lake Zurich, Ill. (Code and theory)

Fred W. Riehle, 1018 E. 6th St., New Albany, Ind. (Code and theory)

Vernon G. Packard, 3323-A W. Center St., Milwaukee, Wis. (Code and theory)

Dallas Bjella, 303 Boston St., Syracuse, Ind.

Danny Lee, 713 Sexton St., Aurora, Ill. (Code and theory)

Richard Kroes, 2413 Bate St., Racine, Wis. (Code)

Gilbert Russell (14), 1322 N. New York Ave., Peoria, Ill. (Code and theory)

Harry J. Lodyga, 746 S. Phillippa St., South Bend 19, Ind. Phone: AT-81350.

Peter Tremi, 733 Ida St., Menasha, Wis. (Code and theory)

William P. Bryan, RD 1, ET "A" School Bldg. 520. U.S.N.T.S., Great Lakes, Ill. (Code)

#### K0/W0 CALL AREA

Vernon R. Beck (15), 5760 Madison Ave. N.E., Minneapolis 21, Minn. (Code and theory)

Maynard B. Wiemers, Gilmore City, Iowa. (Code and theory)

Gerald Schoenhofen, 3237 Fifth Ave. S., Minneapolis 8, Minn. (Code, theory and regulations)

Bobby Zehnder, R.R. 1, Milford, Iowa. (Code and theory)

David Gilchrist (13), 77 Fenno Rd., Riverdale, Iowa. (General Class code and theory)

Ronnie Lee (16), 112 Beatty St., Coffeyville, Kans. (Code, theory and selection of equipment)

Jerry Earsom (14), 636 Farror, Moberly, Mo. (Code)

Stephen Stearns (13), 4612 W. 72nd St., Prairie Village, Kans. (Code)

Milford Hett, R.R. 1, Marion, Kans. (Code)

David Beal, 2013 S. Locust, Pittsburg, Kans. Phone: 3275. (Code)

Bruce Becker, 4443 Denn, Kansas City, Mo. (Code)

Dale E. Gabrielson (15), 707 S. Fifth St., Virginia, Minn.

#### VE AND OTHERS

Peter Arthur (14), R. R. 2, Simcoe, Ont., Canada. (Theory)

Donald Grovestine (14), Chester, N. S., Canada.

To help prospective amateurs obtain their Novice licenses, the Radio-Electronics-Television Manufacturers Association offers a set of code records (recorded at a speed of 33 $\frac{1}{2}$  rpm) and a Novice Theory Course for \$10.00, postpaid. The complete course or more information on it is available from RETMA, 1721 DeSales St., N.W., Washington 6, D. C.



The "CONELARM" Model CA Monitor makes it easy for you to comply with the regulations requiring amateurs to cease operation during a CONELRAD Radio Alert. Connected to the voice-coil circuit of any standard broadcast receiver, its built-in warning light will glow or an external warning device will be activated when an Alert is broadcast. For complete data on this unit, contact The Walter Ashe Radio Company, 1125 Pine St., St. Louis 1, Mo.

station will cost considerably more. However, compared to a typical, low-frequency Novice installation, the difference in cost is much less. A few figures may be helpful.

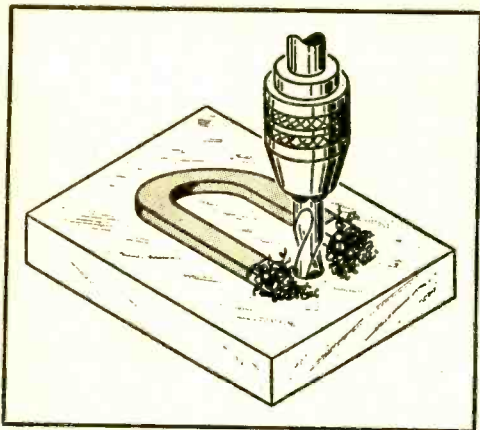
As anyone who reads the News and Views section of the *Transmitting Tower* can attest, a very popular Novice combination is a Johnson Adventurer transmitter and a Hallicrafters S-38D receiver. Adding a crystal or two and a telegraph key makes the basic equipment cost about \$110.00, to which must be added the cost of the antenna installation. Many Novices spend more than this amount for their receivers alone, and some get by for less. Nevertheless, \$110.00 is certainly a fair figure on which to base a comparison.

A typical, low-power, 2-meter station consists of a 15- or 20-watt phone transmitter and a converter to extend the tuning range of the regular station receiver to cover the 144-mc. band. Checking the cost of three commercially available amateur transmitters\* shows a price range of approximately \$75.00 to \$100.00 for the transmitter, complete with tubes, crystal, and power supply. A microphone will add another few dollars to the cost.

The preferred receiving method is to use a 2-meter converter in conjunction with a regular communications receiver. It gives excellent results, because it combines all the good features of the regular receiver

(Continued on page 121)

\* (1) Electronic Labs 1.W-50 transmitter, 15 watts input, with tubes and crystals—\$39.50; power supply, approximately \$35.00. (2) Tecraft 2-meter, 20-watt transmitter, complete with tubes, crystal and connectors—\$59.50; power supply, \$39.50. (3) Lettine Model 242 2-meter transmitter, 45 watts input, complete with tubes and built-in power supply, less crystal—\$89.95. (Although the latter transmitter has a higher input rating than the others, its output tube operates as a frequency multiplier; therefore, its output power is only slightly more than that of the other two.)



## Chassis-Drilling Hint

Drilling a hole in a steel chassis, after parts have been assembled on it and wired, is generally a hazardous process. The chips are likely to fall almost anywhere and cause short circuits. A good way to avoid such difficulties is to place a small Alnico magnet on the chassis as close as possible to the hole being drilled, as shown in the diagram at left. The magnet will attract and hold the chips as they are cut out by the drill. If you're working in close quarters, where there isn't any space for the magnet, try magnetizing the drill instead.

—Frank H. Tooker


## Adapter Connects "Tiny Plug" to Standard Phone Jack

You can make a simple adapter that will connect a "tiny plug" (Lafayette MS-283) to a standard phone jack in a jiffy. Just obtain a metal can at least 1" in diameter having a friction lid (such as a bouillon cube can), and saw it off to a length of  $\frac{3}{4}$ ". Drill or punch a  $\frac{5}{8}$ " hole in the bottom center of the can. Then twist an Amphenol 75-MC1P phone plug into this hole and solder the plug to the bottom of the can.

Drill four small holes for a "tiny jack" (Lafayette MS-284) in the lid of the can; the two outside mounting holes are  $\frac{1}{16}$ " in diameter, but the two center holes should be about  $\frac{3}{32}$ " in diameter to prevent shorting of the plug's prongs. Mount the "tiny jack" to the inside of the lid. Now solder a short flexible insulated lead from the center electrode of the phone plug to one lug on the "tiny jack," and solder another

lead from the rim of the plug to the remaining lug on the jack. The completed adapter can be covered with Mystik tape, as shown in the photo, to improve its appearance.

—Art Trauffer



## Telephone Line Antenna Provides Excellent Reception

A simple crystal radio receiver connected to a telephone pickup for an antenna and a good ground will give amazing reception. Making a direct connection to the phone line is strictly forbidden for obvious reasons, but use of a capacity pickup for

receiving short-wave or AM broadcast signals is both acceptable and effective.


Shown in the photo at left is an attractive pickup which provides storage space for a small directory or note pad. It is made from a 7" x 12" piece of aluminum about  $\frac{1}{16}$ " thick (the metal sheet should be at least as large as the base of the phone). Notch the two corners on one side and bend the adjacent edges down. File a curved notch in the front edge for access to the directory. Small pieces of felt cemented to the edges of the flanges at the corners serve as protective feet. A machine screw, hex nut, and a battery nut installed in a hole in one of the flanges make a binding post for attaching a wire.

Receivers with series antenna capacitors usually perform better with the telephone pickup if the capacitors are shorted.

—Serge L. Krauss



By H. H. FANTEL  
Associate Editor



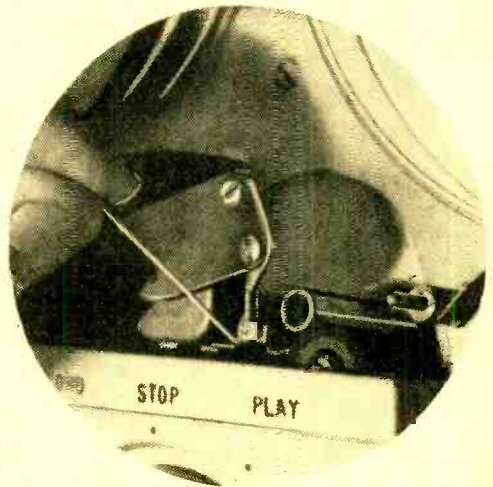
## IS YOUR HEAD ON STRAIGHT?

**S**HOOTING trouble in the head may sound a bit radical, but it's a simple and effective way of curing most tape recorder complaints. Like the phono pickups discussed last month (POPULAR ELECTRONICS, April, 1957, page 66), tape recording and playback heads are also afflicted by minor ills, chiefly "bad posture" and "dandruff." For this reason, make sure your heads are (1) straight, and (2) clean.

Problems may come to a head when there is a screw loose somewhere. In that case, the head forgets which end is up and leans over a little to one side. Such a coyly tilted head can't take a forthright tone. Both in recording and playback, it muffles the bright tingle and clouds up the sparkling clarity that is the pride and joy of hi-fi tape fans. To retain the full advantage of wide-range tape recording, the head must always be proudly erect at strictly right angles to the direction of tape travel. In other words, as the tape travels sideways, the head posture must be straight up and down.

**Up on the Angles.** You can improvise your own test of head alignment by simply carefully skewing the tape (first in one direction, then in the other) as it runs past the head (see photo, above right). If the music brightens up with added highs as you deflect the tape, you know that your head is on crooked. But that's nothing that a small screwdriver won't fix. Adjustment screws are provided for this purpose.

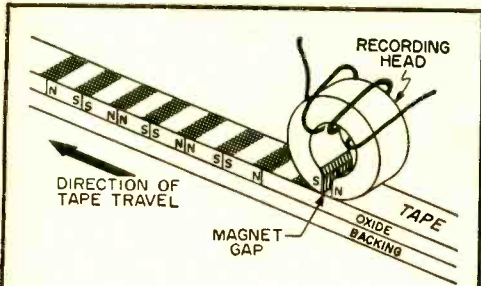
For this test, you can't use tape recorded on your own machine—because the error in recording cancels the error in playback. Result: you still don't know whether or not your head needs fixing. For a valid test, you must use "pre-recorded" tape made on a perfectly aligned "professional" machine. Pre-recorded tape from reputable



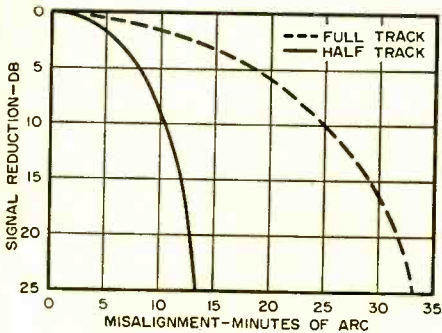
**Wiggle toothpick** slowly back and forth against tape near playback head. If highs increase while tape is in skew position, it's a sign that your head needs alignment for better signal pickup.



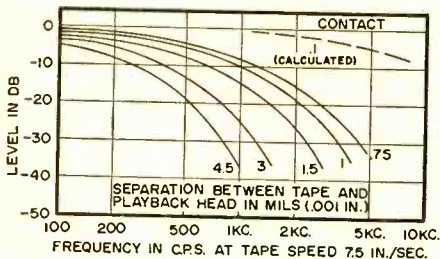
**Cleaning head** with carbon tetrachloride assures better tape contact, hence wider frequency range.



**Magnet gap** in recording head must make close contact with tape and lie athwart the direction of tape travel at precisely a right angle.



**High frequency response** drops rapidly as a result of either head misalignment (above) or poor contact between head and tape (below), as shown in tests by Minnesota Mining & Mfg. Co.



manufacturers is suitable for the purpose, but special alignment-check tapes are available. Play this tape while you adjust the inclination for maximum sonic brilliance. When you get that angle straight up, you're a lot closer to being up on all the angles of hi-fi tape recording.

**Down with Dandruff.** As miles of tape file past the recording and playback heads, friction between tape and head files away oxide particles and dust from the tape. After a while, a sticky mess of such hi-fi dandruff gums up the straight and narrow gap, which is the business end of the tape machine. The accumulated dirt prevents close contact between the magnetic gap and the tape, resulting in considerable loss of high-frequency response. For instance, if a welt of dirt on your head pushes the tape away by as little as seven-thousandths of an inch, all frequencies above 5000 cycles will drop 30 db. That's about as good as being lost altogether.

The Scotch tape people set up some fancy experiments to measure the precise loss at various frequencies due to minute separations between tape and playback head. The results, shown in our graph, are startling evidence that the cherished high-frequency tingle of wide-range tape goes right down the drain with the dirt.

The remedy is simple: just dab the tape recorder heads with a soft cloth soaked in carbon tet, and the gummy dandruff comes right off. The carbon tet won't attack the rubber parts of your machine, but be sure it's all dried off before you run tape over the freshly cleaned head.

These "head cures" are almost childishly simple, but they go a long way toward making your tape recorder "bright." More of the "intelligence" contained on the tape gets across when heads are clear, clean, and straight.

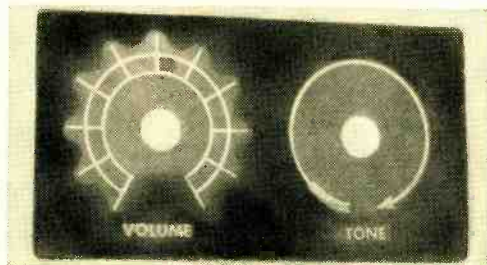
-30-

## Make Your Own Professional-Looking Dial Plates

A professional-looking dial plate can be made from a strip of flashing copper and a few dial decals. Cut the copper strip to the desired size, flatten it, and then polish the best side to a bright finish. Rinse the plate well, dry it, and give it two coats of clear plastic spray to prevent it from tarnishing.

When the plastic has dried, lay out and apply the dial and lettering decals carefully, then put the plate aside for about 24 hours to allow the decals to dry thoroughly. At the end of this time, cut the necessary dial-center and mounting holes, and give the plate a second coat of plastic spray.

Dials can be made in a strip, as shown



in the photo, or individually, as preferred or as necessity dictates. Small brass escutcheon pins, available from almost any hardware store, may be used to affix the dial plate neatly to a wooden hi-fi receiver cabinet.

—B. W. Blachford



# Transistor Topics

By LOU GARNER

**B**ELIEVE IT OR NOT, there are still some individuals who haven't fully accepted the transistor as a practical electronic device—who still look on it as a "laboratory curiosity." But not children! In 1956, REMCO, a large toy manufacturer, sold over 500,000 . . . *over half a million* . . . transistor radio kits through toy outlets. These kits retailed in the range of \$7.00 to \$10.00. If the interest in scientific toys is at all indicative of our young people's inclinations, we won't have to worry about any future "shortage" of engineers.

**Readers' Circuits.** Last month we featured a transistorized audio preamplifier and mixer . . . in response to a number of requests from hi-fi and audio enthusiasts. We've also received a good number of requests from another group . . . the hams. So here's a circuit for you fellows. . .

Stanley F. Kadron, W3WTV, of 3609 Latham Road, Baltimore 7, Md., proposes a simple c.w. *monitor*. In case you're not a ham and wonder what a "monitor" does, it's simply a device for listening to your own transmitter. In the case of a radiotelephone transmitter, a simple tuned circuit and crystal detector makes a fine monitor. But in the case of a c.w. transmitter, something is needed to convert the r.f. signal into an audible tone. In a receiver, the BFO (beat frequency oscillator) does this job.

Stanley's approach is to use a transistorized audio oscillator which, in turn, is powered by an r.f. signal picked up from the transmitter. Whenever a signal ("dot" or "dash") is transmitted, the oscillator operates.

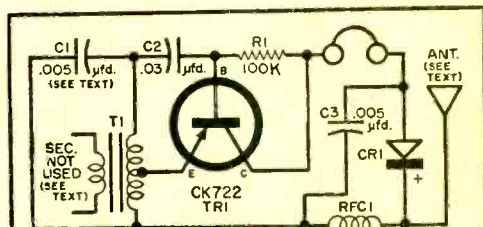
The *p-n-p* transistor, *TR1*, is connected as a simple audio oscillator, with feedback provided by the center-tapped primary winding of audio transformer *T1*. Operating power is supplied by the r.f. signal picked up by the antenna, rectified by crystal diode *CR1*, and filtered by the r.f. choke (*RFC1*) and capacitor *C3*. Frequency of operation is determined by tuning capacitor *C1*, across *T1*'s tapped coil.

Construction and wiring are non-critical. *T1* can be practically any audio transformer with a 4000 to 10,000 center-tapped wind-

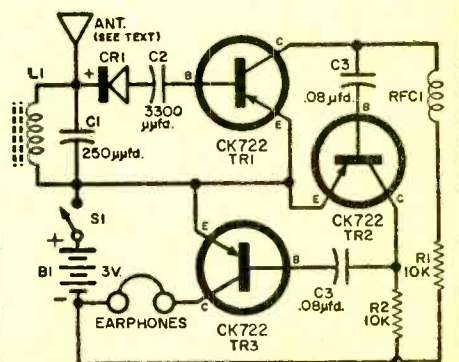
ing. Suitable choices are the Argonne Types AR-134, AR-135, and AR-158. Note that the secondary winding is *not* used. Tuning capacitor *C1* is chosen experimentally to give the desired tone. Stanley used a 0.005- $\mu$ fd. unit, but you may prefer a larger or smaller capacitor here.

As far as the other components are concerned, *RFC1* is a standard 2.5-mhy. r.f. choke, while *CR1* is any standard diode . . . a 1N34A or a CK705 will work fine. The antenna (*Ant.*) is a random length of wire placed near the transmitter. Its length will depend on the power output of your "final." Stanley uses an antenna only 12 to 18 inches long.

Our second circuit this month is for another of those ever-popular simple *broad-band receivers*. Submitted by Mike Swink, 4627 Cedar Springs, Dallas 19, Texas, it is essentially a crystal detector fol-



**MONITOR.** This transistorized c.w. monitor circuit was submitted by Stanley Kadron, W3WTV.



**RECEIVER.** Mike Swink has had good results with his three-transistor broadcast-band unit.

lowed by a three-stage resistance-capacity-coupled transistorized audio amplifier. In operation, r.f. signals picked up by the antenna are selected by tuned circuit  $L1-C1$  and detected by a crystal diode ( $CR1$ ). The resulting audio signal is amplified by transistors  $TR1$ ,  $TR2$ , and  $TR3$ , with the final output signal driving a pair of magnetic headphones.

Standard components are used throughout.  $L1$  is a Feri-Loopstick,  $CR1$  a standard crystal diode such as a 1N48 or 1N34, and the r.f. choke ( $RFC1$ ) a 2.5-mhy. unit. The capacitors may be paper, mica, or ceramic; the two resistors are  $\frac{1}{2}$ -watt carbon units.  $B1$  is a three-volt battery made up by connecting two No. 7 cells in series. Moderate (1000-ohm to 4000-ohm) impedance magnetic headphones may be used.

According to Mike, the antenna is not especially critical . . . he indicates that he has had good results using only a 3' "whip" antenna.

With the values specified, reception is limited to a portion of the AM broadcast band, depending on the value of  $C1$ . You select the desired station by adjusting  $L1$ 's iron core. If you would like to tune the entire band, you might replace  $C1$  with a 365- $\mu$ fd. tuning capacitor . . . an Argonne Type AR-94 would be a suitable choice.

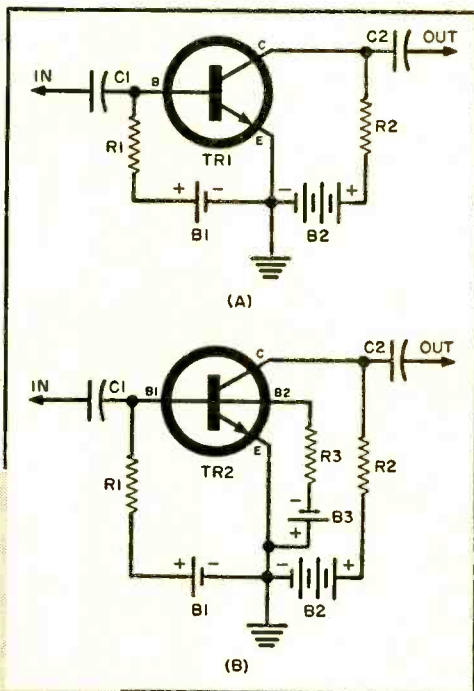
**The Tetrode Transistor.** The junction tetrode transistor, not as well known as the popular triode transistor, has potential applications in many fields but particularly in high-frequency communications. The tetrode is very similar to a junction triode . . . with but one change. An additional connection is made to the base electrode, just opposite the "conventional" lead connection. In use, d.c. voltages of opposite polarity are applied to the two base connections.

The diagram at the right shows two resistance-coupled single-stage amplifiers. A


triode circuit is given at (A) . . . a tetrode circuit at (B). In both circuits,  $C1$  is the input coupling capacitor,  $C2$  the output capacitor;  $R1$  is the base bias resistor,  $R2$  the collector load resistor; base bias current is supplied by  $B1$ , collector bias by  $B2$ . Circuit (B) differs only by the addition of the second base bias battery,  $B3$ , and its associated resistor  $R3$ . The second base connection is identified as  $B_2$ . Voltage polarities shown are for  $n-p-n$  transistors.

In operation, the effect of the reversed bias on the second base lead is to reduce the effective conducting path between emitter and collector, forcing conduction to take place in the immediate vicinity of  $B_2$ 's lead connection. This reduces the power rating of the transistor and, at the same time, lowers the transistor's inter-electrode capacity and base resistance. The net result is to *increase* the upper frequency limit of the transistor at the expense of a reduced power rating.


Thus, tetrode transistors may be used at much higher frequencies than conventional (Continued on page 120)



**TETRODE TRANSISTORS.** In the diagram above is a comparison of junction triode (A) and tetrode (B) transistor circuits. Two commercial junction tetrode transistors are shown in the photo; the unit at the left of the book of matches is made by Germanium Products, the one at the right by General Electric Company.



# HEATHKITS . . . are fun to build, and you save by dealing directly with the manufacturer!



It's easy to follow simple step-by-step directions with large pictorial diagrams as your guide. You save labor costs and get more real quality for less money. Your greatest dollar value in fine kit-form equipment.

## BUDGET YOUR PURCHASE . . .

We invite you to take advantage of the HEATH TIME PAYMENT PLAN on any order amounting to \$90 or more. Just 10% down, and the balance in twelve easy monthly payments. Write for complete details.



Largest selling VTVM  
in the world!

. . . etched circuit board

## HEATHKIT VACUUM TUBE VOLTMETER KIT

Sensitivity and reliability are combined in the V-7A. It features 1% precision resistors, large 4½" panel meter, and etched circuit boards. AC (RMS) and DC voltage ranges are 0-1.5, 5, 15, 50, 150, 500 and 1500. Peak-to-peak AC ranges are 0-4, 14, 40, 140, 400, 1400 and 4000 volts. Ohmmeter ranges provide multiplying factors of X1, X10, X100, X1000, X10K, X100K and X1 megohm.

MODEL V-7A

**\$24.50**

Shpg. Wt. 7 lbs.

\$2.45 E.W.,  
\$2.06 M.D.



New  
improved . . .  
full 5" size  
. . . etched  
circuit  
for only

**\$42.50**

Shpg. Wt. 21 lbs.

\$4.25 DWN.,  
\$3.97 M.D.

MODEL OM-2

## HEATHKIT 5" PUSH-PULL OSCILLOSCOPE KIT

This new and improved oscilloscope sells for less than the previous model. You can have a full 5" oscilloscope at the remarkably low price of only \$42.50. The OM-2 provides wider vertical frequency response, extended sweep generator coverage, and increased stability. Vertical channel is essentially flat to over 1 MC, and down only 6 DB at 1.5 MC. The sweep generator functions from 20 CPS to over 150 KC. Amplifiers are push pull, and modern etched circuits are employed in critical parts of the circuit. A 5BP1 cathode ray tube is used. The scope features external or internal sweep and sync, one volt peak-to-peak reference voltage, three-position step attenuated input, adjustable spot shape control, and many other "extras."



Compact, portable . . .  
a favorite in the home  
and in the service shop

## HEATHKIT HANDITESTER KIT

Measures AC or DC voltage at 0-10, 30, 300, 1000, and 5000 volts. Direct current ranges are 0-10MA and 0-100MA. Ohmmeter ranges are 0-3000 and 0-300,000 ohms. Sensitivity is 1000 ohms/volt. Features small size and rugged construction in sleek black bakelite case.

MODEL M-1


**\$14.50**

Shpg. Wt. 3 lbs.

\$1.45 E.W.,  
\$1.22 M.D.

HEATH COMPANY • BENTON HARBOR 10, MICH.  
A Subsidiary of Daystrom, Incorporated





\$3.60 DWN.,  
\$3.02 MO.

MODEL DX-20

**\$35<sup>95</sup>**

Shpg. Wt. 18 lbs.

BRAND NEW MODEL

HEATHKIT

### CW TRANSMITTER KIT

Here is a straight-CW transmitter that is one of the most efficient rigs available today. It is ideal for the novice, and even for the advanced-class CW operator. This 50 watt transmitter employs a 6DQ6A final amplifier, a 6CL6 oscillator, and a 5U4GB rectifier. It features one-knob band switching to cover 80, 40, 20, 15, 11 and 10 meters. It is designed for crystal excitation, but may be excited by an external VFO. A pi network output circuit is employed to match antenna impedances between 50 and 1000 ohms. If you appreciate a good signal on the CW bands, this is the transmitter for you!



MODEL SG-8

**\$19<sup>50</sup>**

Shpg. Wt. 8 lbs.

\$1.95 DWN.,  
\$1.64 MO.

POPULAR WITH SERVICEMEN

HEATHKIT

### RF SIGNAL GENERATOR KIT

Produces RF signals from 160 KC to 110 MC on fundamentals on 5 bands, and covers 110 MC to 220 MC on-calibrated harmonics. Output may be pure RF, RF modulated at 400 CPS, or audio at 400 CPS. Preadigned coils eliminate the need for calibration after completion.



MODEL AR-3

**\$29<sup>95</sup>**

HAM BANDS  
CLEARLY MARKED

incl. Fed. Excise Tax  
(less cabinet)  
Shpg. Wt. 12 lbs.


\$3.00 DWN.,  
\$2.52 MO.

HEATHKIT COMMUNICATIONS-TYPE

### ALL BAND RECEIVER KIT

This receiver covers 550 KC to 30 MC in 4 bands, and is ideal for the short wave listener or beginning amateur. It provides good sensitivity and selectivity, combined with good image rejection. Amateur bands clearly marked on illuminated dial scale. Employs transformer-type power supply — electrical bandspread — antenna trimmer — separate RF and AF gain controls — noise limiter — headphone jack — and automatic gain control. Built in BFO for CW reception.

CABINET: Fabric-covered cabinet with aluminum panel as shown. Part 91-15A. Shipping wt. 5 lbs., \$4.95 incl. Fed. Ex. Tax. \$.50 dn., \$.42 mo.



MODEL GD-1B

**\$19<sup>95</sup>**

\$2.00 DWN.,  
\$1.68 MO.

Shpg. Wt. 4 lbs.

### FULL SET OF COILS INCLUDED WITH KIT HEATHKIT GRID DIP METER KIT

An instrument of many uses for the ham, experimenter, or serviceman. Useful in locating parasites, neutralizing, determining resonant frequencies, etc. Covers 2 MC to 250 MC with prewound coils. Use to beat against unknown frequency, or as absorption-type wave-meter.

HEATH COMPANY • BENTON HARBOR 10, MICH.

A Subsidiary of Daystrom, Incorporated



**EASY TO BUILD**  
 ... A "LEARN-BY-DOING" EXPERIENCE  
**HEATHKIT BROADCAST BAND  
 RECEIVER KIT**

You need no previous experience to build this table-model radio. It covers 550 KC to 1620 KC and features good sensitivity and selectivity. A 5½" speaker is employed, along with high-gain miniature tubes and a new rod-type antenna. The power supply is transformer-operated. The kind of a set you will want to show off to your family and friends. Construction is simple. You "learn by doing" as the project moves along.

**CABINET:** Fabric-covered plywood cabinet as shown. Shipping Wt. 5 lbs., .50 dwn., .42 mo., part No. 91-9A. \$4.95 incl. Fed. Excise Tax.



MODEL BR-2

**\$18<sup>95</sup>**

incl. Fed.  
Excise Tax  
(less cabinet)

\$1.70 DWN.,  
\$1.59 MO.

Shpg. Wt. 10 lbs.



incl. Fed.  
Excise Tax  
\$1.80 DWN.,  
\$1.51 MO.

MODEL A-7D

**\$17<sup>95</sup>**

Shpg. Wt. 10 lbs.

**REAL HI-FI PERFORMANCE  
 AT MINIMUM COST  
 HEATHKIT 7-WATT  
 AMPLIFIER KIT**

This 7-watt amplifier is more limited in power than other Heathkit models, but still qualifies for high fidelity, and its capabilities exceed those of many so called "high fidelity" phonograph amplifiers. Using a tapped-screen output transformer, the model A-7D provides a frequency response of ± 1½ DB from 20 to 20,000 CPS. Total distortion is held to surprisingly low level. The output stage is push-pull, and separate bass and treble tone controls are provided.


**Model A-7E:** Similar to the A-7D except that a 12SL7 tube has been added for preamplification. Features two inputs, RIAA compensation, and extra gain. \$20.35, incl. Fed. Excise Tax, \$2.04 dwn., \$1.71 mo.

MODEL CR-1

**\$7<sup>95</sup>**

incl. Fed.  
Excise Tax  
Shpg. Wt. 3 lbs.

\$.80 DWN.,  
\$.67 MO.



... INTERESTING PROJECT FOR ALL AGES


**HEATHKIT  
 CRYSTAL RECEIVER KIT**

The crystal radio of dad's day is back again, but with big improvements! Sealed diode eliminates "cats whisker." Uses two high-Q tank circuits to tune 540 to 1600 KC. No external power required. Easy to build.

FOR AMATEUR OR PROFESSIONAL  
 PHOTOGRAPHERS

**HEATHKIT  
 ENLARGER  
 TIMER KIT**

This is an easy-to-build device for use by photographers in controlling their enlarger. It covers the range of 0 to 1 minute with a continuously variable control. Handles up to 350 watts. Timing cycle controlled electronically for maximum accuracy.



MODEL ET-1

**\$11<sup>50</sup>**

Shpg. Wt. 3 lbs.

\$1.15 DWN.,  
\$.97 MO.

**HEATH COMPANY • BENTON HARBOR 10, MICH.**  
*A Subsidiary of Daystrom, Incorporated*



NEW EDGE-LIGHTED  
TUNING DIAL FOR  
IMPROVED READABILITY

### HEATHKIT HIGH FIDELITY FM TUNER KIT

This FM tuner can provide real hi-fi performance at an unbelievably low price level. Covering 88 to 108 MC, the modern circuit features a stabilized, temperature compensated oscillator, AGC, broad-banded IF circuits, and better than 10 UV sensitivity for 20 DB of quieting. A ratio detector is employed for high efficiency, and all transformers are prealigned, as is the front end tuning unit. A new feature is the edge-lighted dial for improved readability, and a new dial cord arrangement for easier tuning. Matches the models WA-P2 and BC-1. Easy to build.




MODEL FM-3A

**\$25<sup>95</sup>**

incl. Fed.  
Excise Tax  
(with cabinet)  
Shpg. Wt. 7 lbs.

\$2.60 DWN.,  
\$2.18 MO.



MODEL BC-1

**\$25<sup>95</sup>**

incl. Fed. Excise  
Tax (with cabinet)  
Shpg. Wt. 8 lbs.

\$2.60 DWN.,  
\$2.18 MO.

NEW EDGE-LIGHTED TUNING  
DIAL. MATCHES MODEL FM-3A

### HEATHKIT BROADBAND AM TUNER KIT

The BC-1 was designed especially for high fidelity applications. It features a low-distortion detector, broad band IF's, and other characteristics essential to usefulness in hi-fi. Sensitivity and selectivity are excellent, and audio response is within  $\pm 1$  DB from 20 CPS to 2 KC, with 5 DB of pre-emphasis at 10 KC to compensate for station rolloff. 6 DB signal to noise ratio at 2.5 UV. Covers 550 to 1600 KC. RF and IF coils are prealigned, and the power supply is built in. Features AVC, 2 outputs, and 2 antenna inputs. Tuning dial is edge-lighted for high readability.



MODEL A-9B

**\$35<sup>50</sup>**

Shpg. Wt.  
23 lbs.

\$3.55 DWN.,  
\$2.98 MO.

FULL 20 WATTS FOR PA  
OR HOME APPLICATIONS

### HEATHKIT 20-WATT AMPLIFIER KIT

This high-fidelity amplifier features full 20-watt output using push pull 6L6 tubes. Built-in preamplifier provides 4 separate inputs, selected by a panel-mounted switch. It has separate bass and treble tone controls, each offering 15 DB boost and cut. Output transformer is tapped at 4, 8, 16, and 500 ohms. Designed primarily for home installation, but used extensively for public address applications. True high-fidelity performance with frequency response of  $\pm 1$  DB from 20 CPS to 20,000 CPS. Total harmonic distortion only 1% (at 3 DB below rated output).

HEATH COMPANY • BENTON HARBOR 10, MICH.  
A Subsidiary of Daystrom, Incorporated



**FEATURES GOOD LOOKS  
AND HIGH PERFORMANCE**

**HEATHKIT HIGH FIDELITY  
SPEAKER SYSTEM KIT**

The model SS-1 covers 50 to 12,000 CPS within  $\pm 5$  DB, and can fulfill your present needs, and still provide for the future. It uses two Jensen speakers and has a cross-over frequency of 1600 CPS. The speaker system is rated at 25 watts, and the impedance is 16 ohms. The enclosure is a ducted-port bass reflex type and is most attractively styled. It is easy to build and can be finished in light or dark stain to suit your taste.



MODEL SS-1

**\$39<sup>95</sup>**

\$4.00 DWN.,  
\$3.36 MO.

Shpg. Wt. 30 lbs.

**ATTRACTIVE STYLING  
MATCHES MODEL SS-1**

**HEATHKIT HIGH FIDELITY  
RANGE EXTENDING  
SPEAKER SYSTEM KIT**



MODEL SS-1B

**\$99<sup>95</sup>**

\$10.00 DWN.,  
\$8.40 MO.

Shpg. Wt. 80 lbs.

The SS-1B is designed especially for use with the model SS-1. It consists of a 15" woofer and a compression-type super tweeter to add additional frequency coverage at both ends of the spectrum. Cross-over frequencies are 600, 1600, and 4,000 CPS. Together, the two speaker systems provide output from 35 to 16,000 CPS within  $\pm 5$  DB. The kit is easy to assemble with precut and predrilled wood parts. Power rating is 35 watts, and impedance is 16 ohms.

**Free 1957 CATALOG**

Our new 56-page 1957 catalog describes more than 75 different kit models for experimenters, hams, students, engineers, industrial laboratories, etc. Send for your free copy now!



**HOW TO ORDER**

It's simple — just identify the kit you desire by its model number and send your order to the address listed below. Or, if you would rather budget your purchase, send for details of the Heath Time Payment Plan!

**ORDER  
BLANK**

**HEATH COMPANY • BENTON HARBOR 10, MICH.**  
*A Subsidiary of Daystrom, Incorporated*

Name \_\_\_\_\_  
Address \_\_\_\_\_  
City \_\_\_\_\_ Zone \_\_\_\_\_ State \_\_\_\_\_

**SHIP VIA**

- Parcel Post
- Express
- Freight
- Best Way

Quantity	Item	Model No.	Price

Enclosed find  check  money order for \$\_\_\_\_\_. Please ship C.O.D.  postage enclosed for \_\_\_\_\_ lbs. On express orders do not include transportation charges — they will be collected by the express

agency at time of delivery. On parcel post orders include postage for weight shown. Orders from Canada and APO's must include full remittance. **NOTE: All prices subject to change without notice.**

POSTAGE

TOTAL

# WHAT'S THE PE ANSWER?

## ANOMALOUS PROPAGATION

In an old issue of RADIO magazine (now discontinued), I saw the term "anomalous propagation." Then I saw it again in a book on radar that was written in 1946. My latest books contain no information on this term. What does it mean?

ROY MacDONALD  
San Diego, Calif.

The phrase "anomalous propagation" appears to have originated during World War II. Both American and British scientists referred frequently to "anomalous propagation" when their radars performed beyond their expectations. Present-day radars are able to distinguish between unusual effects that troubled early radar investigators. Most scientists would agree that "anomalous propagation" was really another word for freak radar conditions due to the weather.

Radar signals will sometimes travel extraordinarily long distances if a particular type of meteorological inversion exists. In your location, it is not unusual for radars to pick up airplanes twice as far away as theory predicts. In 1943-45, this would have been referred to as an "anomalous propagation" effect. We now know that it is due to the high-level subsidence in your usual high pressure area. Or, in other words, it is due to a layer of very dry, warm air over a surface layer of cool, moist air. Such an inversion "guides" the radio waves over longer distances than radars usually cover.

## WHAT IS A "PICOFARAD"?

The British magazines use the abbreviation "pf" in rating capacitors. Is this something new?

STANLEY SMITH  
New York, N. Y.

No; "pf," or "picofarad," is used in Europe in place of the American  $\mu\text{fd.}$ , or micromicrofarad. They also use the  $\mu\text{fd.}$ , or microfarad, but see no reason to add confusion when the value of the capacitor becomes very small. Although "pf" has been introduced several times in the United States, it has never caught on, or been accepted by the Radio-Electronics-Television Manufacturers Association.

## CROSSOVER NETWORK THEORY

With reference to your article on crossover networks (January, 1957) I am confused over the matter of impedance matching. In the circuit shown on page 72 of that issue, if the voice coil of each speaker is 8 ohms, should the 4-, 8-, or 16-ohm terminals of the amplifier be used?

On the other hand, if the 6-decibel series circuit shown on page 71 is used with 8-ohm voice coils,

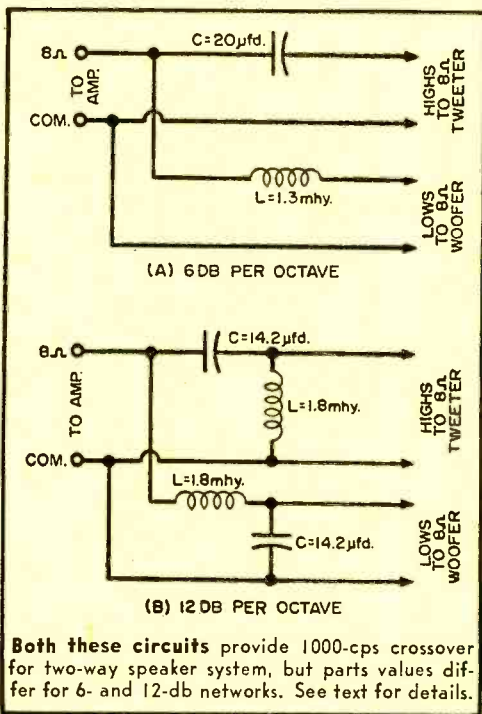
which output terminals of the amplifier should be used?

Also, if the 12-decibel circuits are used, are the capacitance and inductance values the same as in the 6-db circuits?

Z. D. HARDING  
Los Angeles, Calif.

Do not confuse "6 db" and "12 db" with impedance ratings. The former apply only to the rate of signal attenuation at the crossover frequency. The 4-, 8-, and 16-ohm figures refer to the impedances of speaker voice coils and amplifier output terminals. These should always match as closely as possible, regardless of the type of crossover network used.

Quite possibly, part of your misunderstanding may stem from the well-known rule of loads in parallel and in series. It is perfectly true, for example, that two 8-ohm speakers in parallel present a total impedance of 4 ohms. Connected in series, they present an impedance of 16 ohms. When they are used with crossover networks, however, this rule doesn't apply in the same way, because the reactances—set up by the capacitors and coils employed—add their own impedance effects to each speaker line. As a result, the entire speaker system may



be connected to the same amplifier terminal as would be used for only one speaker without a crossover network. In other words, if 8-ohm speakers are used, with a crossover network, connect to the 8-ohm terminal on the amplifier.

The values of coils and capacitors are slightly different in a 12-db network than in the 6-db network. To find the 12-db value, multiply the value of the coil used in the 6-db circuit by 1.41; then divide the value of the capacitor by 1.41.



# \$100,000 INVENTORY SALE!

NEW! COMPLETELY WIRED!



6-TRANSISTOR

## RADIO

POCKET SIZE SUPERHET  
REGULAR PRICE \$58.00, only **\$34.88**

Exclusive! Outstanding ALL-TRANSISTOR pocket-size superhet radio! NO TUBES... completely transistorized printed circuit design gives rich, full tone and volume, unusual sensitivity and selectivity. Superb, top-make craftsmanship... attractive shock-resistant case. COMPLETELY WIRED, ready to play, with built-in ferrite antenna. 2 1/2" heavy-duty Alnico 5 speaker, 6 hi-gain transistors, sharply tuned JF's, transformer coupled to push-pull transistor output for super power. Operates on single 9 volt mercury battery (94¢ extra). Fingertip tuning, with sub-mini 2-gang variable condenser, separate volume control. Pick first and 2nd choice of 4 colors: IVORY, MAHOGON, BLUE, BLACK. Only 5 1/2" x 3 1/4" x 1 1/2", weighs less than a pound! HMA GUARANTEED! GENUINE LEATHER CASE, \$2.99 odd. NOTE: QUANTITY LIMITED ON THIS PURCHASE, BUT WE WILL FILL ALL ORDERS RECEIVED BEFORE JUNE 1st.

FREE! ANY \$1 ITEM  
IN THIS AD FREE  
WITH ANY \$10 ORDER!

ANY SIZE ORDER ENROLLS YOU IN OUR CREDIT-BONUS PLAN

WRITE TODAY FOR OUR FREE  
8-PAGE SPRING FLYER  
of EXCLUSIVE BARGAIN AND BONUS ITEMS!

### SUPER SOLAR BATTERY



Outperforms famed B2M many times! Never wears out! 2 1/2" x 1 3/4" x 1 1/2" molded case w/glass window. Unusual power for all sun battery uses. Plug-in type. **\$2.98**

## WORLD FAMOUS DOLLARBUYS!

15 ETCHED & PRINTED CIRCUIT SOCKETS, including mica-filled & shield type. Wt. **\$1** 1 lb. Reg. \$4.

100 CERAMIC CONDENSERS. Ass'd. types, top mfrs. 30 values, color-coded. Discs, too. Reg. **\$15**.

4 CRYSTAL DIODES, popular types: 1N34, 1N58, 1N58, 1N69. Reg. **\$5**.

60 TUBULAR CONDENSERS. 30 types, .0005 to 0.5 mf to 1500V. Wt. 2 lbs. Reg. **\$12**.

70 RESISTORS. Insulated IRC. A-B, etc. 5 ohms to 10 megs; 1/2, 1 & 2w. 1% & 5% too. Wt. 1/2 lb. Reg. **\$10.95**.

60 STANDARD KNOBS. Ass'd. colors, bakelite & plastic. Wt. 2 lbs. Reg. **\$8**.

70 TERMINAL STRIPS and boards. 15 types, 1 to 20 screw & solder pts. Wt. 1 lb. Reg. **\$5**.

100 RADIO PARTS including resistors, condensers, strips, forms. Wt. 2 lbs. Reg. **\$5**.

70 MICA CONDENSERS. 30 values: .00001 to .01mf to 1000V. Silver, 5% included. Wt. 1 lb. Reg. **\$5**.

40 POPULAR BULBS. 1.1 to 6 V. screw & bayonet types, miniature. Wt. 1/2 lb. Reg. **\$3.20**.

EMERSON TUNER. Hi-Q permeability tuned ANT. & OSC. coils, w/padders, on 2 x 4" plate; w/variable tuning mech., \$4.10 to 1600 kc. Reg. **\$5**.

40 MINIATURE CONDENSERS. Ass'd. miniature, subminiature, printed circuit types; Centralab, Sprague. **\$1**

40 MINIATURE RESISTORS in poly box. 3/4" long, 20 values: 15 ohms to 10 megs. 1/5 W. Reg. **\$5**.

25 SPRAGUE BLACK BEAUTIES, molded condensers, .0001 to 0.1 mf, ass'd. voltages. Wt. 1 lb. Reg. **\$8**.

30 POWER RESISTORS. Ww, candom, sandcoated vitreous. 15 values, 5 to 50w. 35 to 11000 ohms. Wt. 2 lbs. **\$1** Reg. \$8.

2 TRANSISTOR LOOPSTICKS. Tapped, hi-Q ferrite adj. core for best selectivity & sensitivity. Wt. 1/2 lb. Reg. **\$5**.

30 PRECISION RESISTORS. Ww & carbonfilm, 20 values. 56 ohms to 1 meg; 1/2, 1 & 2 w. 1% & 5% tol. Wt. 1/2 lb. Reg. **\$21**.

40 TUBE SOCKETS, 4 to 14 prong. Transistor & printed circuit, 7 & 9's, octals. Ceramic & mica, too. Wt. 1 lb. Reg. **\$8**.

15 TRIMMERS, ass'd. values, mini types incl. Air, ceramic, some w/shafts. Reg. **\$10**. **\$1** Wt. 1 lb.

15 VOLUME CONTROLS. Singles, concentric, TV, some w/switch, Std. shafts. Up to 1 meg. **\$1** Some \$2.50 each!

5 SILICION DIODES. 1N21, two 1N22, 1N23, 1N105. Reg. **\$1** \$15.

20 PRINTED CIRCUITS. Ass'd. top makes, for transistor, radio, hobby circuitry. Reg. **\$1** \$10.

3 AC-DC CHOKES. 800 ohms, 3H-50ms, for hobby power supplies. Open frame mtg. Wt. **\$1** 2 lbs. Reg. \$1 each.

5 ROLLS TAPE, electrical, plastic, friction, rubber. For home shop or lab. Reg. **\$1** \$2.50.

MINI-METER BUY! 134" round, chromed, 0 to 6 amps, AC. For model railroads, power supplies, mobile. Reg. **\$3**.

60 XFMR'S & COILS. IP, RF, Ant., plug-tuned coils, choke coils. 25 types Wt. 3 lbs. Reg. **\$1** \$15.

WORLD'S SMALLEST RADIO KIT. 2 1/2" x 1 1/4" x 3/4". Permeability tuner, diode, pre-drilled case. All parts, instructions. **\$1**

8 TRANSISTOR SOCKETS, for subminiature tubes, too. **\$1** Mica-filled. Reg. \$3.

10 FP ELECTROLYTICS. Ass'd. twist-lock units, singles, duals, triples. Wide variety values. **\$1** 2 lbs. Reg. \$12.

10 TUBULAR ELECTROLYTICS. Variety of pigtail units. Radio, TV & hobby must! Wt. 1 lb. Reg. **\$8**.

VEEDER-ROOT COUNTER, 000 to 999, reset type. For all counting jobs. Motor, coils, recorder. Reg. **\$8**. **\$1**

30 DISC CAPACITORS. Most-used ceramics! Standoffs, too. Ass'd. hobby values to .01 mf; to 3 KV. Wt. 1/2 lb. **\$1** Reg. \$6.

2 APPLIANCE MOTORS! Scoop! 115 VAC, 60 cycles, 3,000 rpm, for fans, blowers. Priced to move fast! Reg. **\$10** each! **\$1** Wt. 3 lbs.

2 SUB-MINI Transistor Couplers for coupling transistor circuits. Center-tapped, 100K impedance, 5,000 DC ohms. 7/8 x 7/8". **\$1** Reg. \$10.

SUB-MINI CRYSTAL MIKE. Postage stamp size, 3/4" sq! Styrene cased, high imp., clear, crisp response to 8,000 cps. **\$1** Reg. \$6.

125 RESISTORS, 1/2 to 2w. 40 values; 5 ohms to 10 megs. **\$1** 5%, too. Reg. \$15.

3 LBS. HARDWARE! 2000 pcs. ass'd. screws, springs, washers, etc. Reg. **\$8**.

G-E PREAMP KIT for magnetic cartridges. Chassis, parts, diagram. Less GST (\$8 extra). Wt. 1 lb. Reg. **\$4.50**. **\$1**

175-ft. HOOKUP WIRE in 25-ft. rolls. Ass'd. colors, standing insulation. ±18 to 24, **\$1** Wt. 2 lbs. Reg. \$3.75.

15 ROTARY SWITCHES, ceramic & bakelite; 1, 2, 3, gangs. Std. shafts. Must! Wt. 3 lbs. Reg. **\$10**. **\$1**

20 AC-DC LINE CORDS for clocks, motors, etc. 2-cond. w/molded plugs. Wt. 1 lb. **\$1** Reg. \$5.

10 POLY BOXES, ass'd. sizes. Clear plastic hinged boxes **\$1** w/snap locks. Reg. \$2.50.

8-PC. NUTDRIVER SET. Plastic handle, 3/16, 7/32, 1/4, 5/16, 11/32, 3/8, 7/16" steel socket wrenches in plastic case. **\$1** Wt. 1 lb. \$3 value.

15-PC. TWIST DRILL SET. 1/16 thru 3/4" by 64ths, in graduated plastic holders. Reg. **\$4**. **\$1**

3-Tube AC/DC Amplifier Wired! Lowest price ever! For phones, P.A. etc. Sep. vol., tone controls. **\$2.99** Reg. \$5

PNP TRANSISTOR/REG. \$5. SCOOP! Subminiature, herm. sealed. Poly-packed. Used in RCA, G-E personal radios. **\$1** W/elect. data.

15 PANEL SWITCHES. Scoop! Push: toggle, micro, thermal; Pull: w/2 lbs. Worth **\$17**! **\$1**

0-60 MIN. PHOTO TIMER. "Minute-Mizer" by Rhodes. Less dial & hardware. Built-in 15A micro-switch, controls appliances. **\$1** too! Wt. 2 lbs. Reg. \$6.

R/C CONTROL SCOOP! Chassis includes 115 to 6.3-1.5A fl. xfmr; 3,000-ohm mini control relay, resistors, cond., pot., sockets. Wt. 2 lbs. **\$1**

4 HOBBY TIMERS. 3-second limit. Handwound, multi-gear. Wt. 1 lb. Reg. **\$12**. **\$1**

3 P.P. OUTPUT XFMR'S. Match push-pull 50B5, 50L6, 65L6 & 6V6 to 3-4 ohms. Open 4" frame. Wt. 2 lbs. Reg. **\$8**. **\$1**

60 PLUGS & RECEPTACLES. Fine ass't. of pop. chassis, panel spkr., power, plugs & receptacles, connectors. Wt. 2 lbs. **\$1** Reg. \$9.

18,000-OHM MINI RELAY. DPDT cont. for plate & control circuits. Wt. 1/2 lb. Reg. **\$5.50**. **\$1**

2 ASTATIC XFMR'S, hi-ft type. 500/15 ohm pri. to hi-imp. grid. Herm. sealed. Wt. 5 lb. Worth \$5 each! **\$1**

2 Transistor "OUNCER" XFMR'S. Interstage, 1 x 3/4 x 3/4". Wt. 1 oz. Impedance ratios unknown, 5 color-coded leads. **\$1** Reg. \$8.

100 COIL FORMS. Wide variety sizes, insulation. Wt. 1 lb. **\$1** Reg. \$10.

5 JEWELER'S SCREWDRIVERS. Must for transistor, mini-hobby work! Swivel top, chromed brass construction. Reg. **\$1** \$3.50.

PIC-A-TUBE SALE! Any two for \$1! RCA, etc. □ 6AK5, □ 6J6, □ 6C4. Check two for **\$1**

Scoop! 12" PM Speaker Famous make-in orig. cons. 10W "tru-6" type, w/Alnico 5 magnet, 3-4 ohm v.c. Wt. **\$3.99** 5 lbs. Reg. \$10...only

World's Smallest Speaker Only 1 1/2" sq. For transistor radios, etc. 1 oz. magnet, 4 or 10 ohm v.c. available. **\$1.99** Reg. \$5

8,000-ohm Dynamic Phone Hearing-aid types, worth \$10. Hi-fi, super-powered, Alnico magnet. Makes weak signals loud and clear. **\$3.99** Cord attached

ORDER BY "BLACK TYPE" HEADLINES i.e. "ONE MINI-METER BUY, \$1"

Send check or MO including sufficient postage; excess returned. C.O.D. orders, 25% down. Rated, net 30 days.

MONEY-BACK GUARANTEE OF SATISFACTION

131-133 Everett Ave. Chelsea 50, Mass.

May, 1957

97

www.americanradiohistory.com

LEKTRON SPECIALTIES

U. S. ARMY SIGNAL CORPS  
**HANDIE-TALKIE**  
 RADIOPHONE

**\$89.50** EACH

Complete with tubes and padded canvas protective bag.

For those who want the very best this is it. The famous BC-611 completely reconditioned and guaranteed.

Designed to operate under the most severe conditions.

- Watertight cast aluminum case.
- 5 tube superheterodyne receiver.
- 4 tube crystal controlled, amplitude modulated transmitter.
- Very loud audio output designed to be heard over gunfire.
- Completely retractable antenna.
- Range 1 to 3 miles depending on terrain.
- Supplied with coils and crystals for one frequency, as received, in the 3500 kc. to 6000 kc. band. Can be changed to any frequency within this band.
- A marvel in engineering. Extremely compact yet all parts easily accessible.
- Total weight with batteries only 5½ lbs.

Batteries are not included but we can supply them at \$5.50 a set (fresh not surplus).

Quantity very limited. Rush your order today.

For immediate shipment send postal money order or certified check. COD's require \$20.00 deposit.

To assure safe delivery all shipments are made by Railway Express shipping charges collect.

**SPRINGFIELD ENTERPRISES**

Surplus sales division

Box 54-E Springfield Gardens 13, N. Y.



**Hellishcopter**

(Continued from page 74)

this baby out so thoroughly—both electronically and mechanically—that only a wind-storm could make it act erratically!"

"I envy you your confidence," she said.

"You'll see," I promised, picking up the rather large model and carrying it outdoors. "Why, even a mor—uh . . . even you could fly this little gem! And to show you how sure I really am, I'll let you have the pleasure of piloting its test flight!"

**C**AREFULLY placing the helicopter on the lawn, I set about starting the modified mower motor. A moment later, it exploded into action and I stepped out of the range of the three-foot-long rotor-blades which began slashing efficiently in a blurred orbit above the helicopter. I hurried over to the wife. She clutched the transmitter unit nervously, her eyes held to the helicopter with anxious fascination.

"It's running in neutral now," I told her. "Punch that button marked *Up*."

She did and the pint-sized whirlybird slowly, smoothly rose from the ground. *Two feet . . . five feet . . . eight feet . . .* higher and higher it climbed, revolving in a circle as it ascended, the rotors screaming noisily. "Now, correct that revolving motion—punch the *Forward* button," I shouted. "It cants the blades sufficiently to tilt the helicopter into a forward position!"

She jabbed the button, desperately, and the little whirlybird began slowly flying across the yard.

"See!" I yelled. "It goes just like the real thing!"

"Here, you take it!" she screeched nervously, holding out the transmitter unit to me. "I—I don't w-want to r-run it a-any more! Take it!" Without warning, she all but threw the transmitter at me. I grabbed for it, missed, and the unit smashed to the ground. Frantically, I snatched it up.

It rattled ominously.

"Why did you do that?" I yelled. "I think you've busted something!" Gently, I shook the unit again. It rattled all right.

"Look at the gizmo!" she screamed.

Above us, the helicopter suddenly shot upwards about thirty feet, tilted to the starboard and shot off across the rooftops. Twice, before it flew out of sight, I saw it drop to within three feet of the ground, whip around in crazy maneuvers, and then steadily climb back into the sky. Now its clatter was fading into the distance. We stared, horrified, as it zoomed behind a row of trees several back yards away.

"I knew it! I knew it!" wailed the wife. "I just knew it would happen! Every time

(Continued on page 102)



MODEL CR



MODEL DN

**EXTENSION SPEAKERS**

To Have 3-Dimensional Sound for Television—Radio—Record Players—Sound Projectors.

To Extend Your Present Sound to Basement—Play Room—Home Bar—Garage—Workshop—Back Yard—Sick Room.

To Add Stations to Your Intercom.

Wall Mount or Flush Mount Types Deep Drawn Steel Case—Baked Enamel Finish—Full 4" Speaker Unit—2 Watt Control—15 Ft. Extension Wire Included. Full Instructions.

EITHER MODEL CR—DN Please Specify

**\$9.95**

POSTPAID SEND CHECK or MONEY ORDER

**VARIA CORPORATION**

145 N. ERIE ST.

TOLEDO 2, OHIO

# STANDARD LINE

MANUFACTURERS  
ORDERS INVITED  
EXPORT ORDERS  
INVITED

FEATURING  
FAMOUS FACTORY

## TUBES

Below Is A Partial List—Send For  
FREE Complete List and Order Form

0Z4	.42	5AT8	.79	6BK7	.75	7A4	.46	12J5	.39
1A7GT	.42	5J6	.59	8BL7GT	.74	7A5	.52	12L6	.39
1B3GT	.66	578	.48	6BN6	.79	7A6	.44	12S87	.47
1C5GT	.40	5U4G	.79	6B9GT	.75	7A7	.44	12S97	.54
1C6	.25	5U8	.57	6BY9G	.57	7AU7	.69	12S17	.47
1C7G	.42	5V4GT	.49	6BZ7	.75	7B4	.40	12S7GT	.59
1D5GP	.45	5X8	.79	6CA	.50	7B5	.41	12S9GT	.59
1H4G	.46	5Y3	.38	6CB6	1.17	7B7	.42	12V6GT	.44
1J6GT	.45	5Y4G	.44	6C06G	.37	7E6	.40	12W6	.36
1L4	.54	6Z3	.56	6B6	.43	7C5	.44	12X4	.44
1L6	.95	6A7	.46	6E5	.36	7C6	.44	14Q7	.44
1LA4	.46	6A8	.44	6F5	.37	7C7	.44	19T8	.69
1LA6	.58	6AB4	.66	6F8	.37	7E5	.44	1986GG	.79
1LB4	.48	6AC7	.75	6H6	1.39	7E6	.58	25B06GT	.84
1LC5	.46	6AF4	.49	6J4	.38	7E7	.57	25C45	.79
1LC8	.56	6AG7	.68	6J6	.48	7F7	.58	25C06	1.29
1LD5	.63	6AH4GT	.70	6K6GT	.38	7G7	.64	25C06	.99
1LE3	.46	6AH6	.53	6K7	.67	7M7	.39	25L6GT	.46
1LH4	.49	6AK5	.46	6L5	.40	7Q7	.59	25W4GT	.36
1LNS	.50	6AL5	.79	6N7	.39	7X7	.40	25Z6	.47
1NSGT	.45	6AM8	.79	6Q7	.70	7Y4	.47	25A85	.47
1RS	.50	6AN8	.45	6S5	.47	7Z4	.59	12A5	.47
1S5	.46	6AQ5	.45	6S8GT	.47	12A4	.40	12A6	.47
1U4	.45	6AS5	2.25	6S87Y	.47	12A6	.40	12A85	.47
1U5	.70	6AS7G	.66	6SCT	.47	12A5	.40	12A5	.47
1V2	.49	6AT6	.78	6SCT	.40	12A6	.40	12A6	.47
1X2	.54	6AT8	.64	6S7	.42	12AT6	.42	12AT6	.47
2A3	.54	6AU4GT	.60	6S7	.42	12AT7	.42	12AT7	.47
2A7	.50	6AUSGT	.70	6S7	.42	12A8	.42	12A8	.47
2021	.50	6AUB	.79	6SK7GT	.56	12AU7	.41	12AU7	.47
3A4	.50	6AUB	.64	6SN7GT	.56	12AV8	.66	12AV8	.47
3A5	.57	6AV5GT	.56	6T4	.67	12AV7	.64	12AV7	.47
3A15	.52	6AV6	.89	6S9GT	.40	12AX7GT	.62	12AX7GT	.47
3AUB	.57	6AW8	.65	6S57	.85	12AX7	.62	12AX7	.47
3B26	.57	6AX4GT	.46	6T8	.67	12AZ7	.67	12AZ7	.47
3B05	.57	6AX5GT	.46	6T8	.54	12B4	.45	12B4	.47
3B6	.57	6BA8	.49	6U5	.79	12BA6	.59	12BA6	.47
3CB5	.55	6BC5	.89	6U8	.45	12BA7	.45	12BA7	.47
3Q4	.46	6BC8	.52	6V3	.39	12BE6	.63	12BE6	1.25
3Q5GT	.55	6BD5GT	.45	6V6GT	.52	12BH7	.59	12BH7	1.25
354	.55	6BE6	.39	6W4GT	.39	12B7	.59	1177GT	1.25
3V4	.75	6BF5	1.17	6W6GT	.38	12CA5	.79	117Z3	.36
4BQ7	.75	6BG6G	.50	6X4	.38	12CUG	.79	117Z6GT	.61
4BZ7	.79	6BH6	.46	6X5	.74	12DQ6			
5AM8	.79	6BH6	.46	6X5	.74	12DQ6			
5AN8	.49	6BK5	.67	6X8					
5A95									

- INDIVIDUALLY BOXED!
- GUARANTEED ONE YEAR!
- FACTORY BOXED ● FACTORY IRREGULARS
- NEW JAN SURPLUS ● EQUIPMENT TUBES

## ALWAYS 1000 TYPES IN STOCK

FREE POSTAGE! On All Orders  
Shipped In U.S.A., Territories and  
A.P.O.'s. Send 25c for handling on or  
ders under \$5.00. Please send approx.  
postage on Canadian and foreign  
orders. Excess will be refunded.

Receiving Tubes Sent Parcel Post

### Thousands of TRADE-IN TV'S

Please Specify Console or Table Model When Ordering	
10"	\$25.00
12"	\$30.00
14"	\$35.00
16"	\$42.00
17"	\$49.00
19"	\$56.00
20"	\$63.00
21"	\$70.00
24" (when available)	\$95.00
27" (when available)	\$129.00

Reconditioned By Factory Trained Technicians! Guaranteed To Be In Working Condition When You Receive Them!

Get yourself a second set or buy some for resale!

**FREE BONUS**  
two set coupler given with each set.

All TV's sent motor freight or Railway Express F.O.B. our warehouse. Sorry, no A.P.O. shipments.

### FREE 12" TV SET

with every receiving tube order of \$100.00 or more!

### Free 16" TV SET

with every receiving tube order of \$200.00 or more!

### FREE!

**TWO SET COUPLER WITH EVERY TUBE ORDER OF \$8.50 OR MORE!!**

Bonus TV sets are shipped complete with cabinet and picture tube house. With slight adjustments and they can be re-stored like new.

We Are Not Selling Price—We Sell Only Quality

Remember — You Buy Quality When You Buy Standard. Quality Never Shouts — It Always Whispers


# STANDARD LINE

ELECTRIC COMPANY

432 HARRISON AVENUE, HARRISON, N. J. • Phone: Humboldt 4-4997

# LAFAYETTE

## 6 TRANSISTOR SUPERHET RECEIVER KIT GIVES SUPERB PERFORMANCE . . . INCOMPARABLE VALUE



ONLY  
**33.50**

- 100% SUBMINIATURE PARTS—NO COMPROMISES!
- LABORATORY DESIGNED—SENSITIVE, SELECTIVE, STABLE!
- CLASS B PUSH-PULL AMPLIFICATION—PLENTY OF POWER!

Lafayette is proud to present its 6 Transistor Superhet Receiver Kit KT-119. This kit represents the optimum in sensitivity, selectivity and stability. You'll be amazed at its superior commercial quality! You'll be elated with its surprising performance! The circuit uses 3 high frequency RF Transistors, 3 dependable audio Transistors and Crystal Diode and features a specially matched set of 3 I.F.'s, Oscillator, High-Q Loop, Class B Push-Pull Audio Amplification, and Transformer Coupling in audio and output stages. Special care has been taken in the design for exact impedance matching throughout to effect maximum transfer of power. Has efficient 2 1/2" speaker, and earphone jack for private listening. Complete with all parts, transistors, pre-punched chassis, battery and easy-to-follow step-by-step instructions. 6" x 3 1/2" x 1 1/2". Shpg. wt., 3 lbs.

- KT-119—Complete Kit—Less Case.....Net **33.50**  
 MS-339—Sturdy, attractive brown leather case with carrying strap for KT-119  
 Shpg. wt., 1 lb.....Net **2.95**  
 MS-279—Sensitive matching earphone.....Net **2.39**

## 4 AND 6 TRANSISTOR RADIO KITS FOR SPEAKER AND EARPHONE OPERATION

- FOR GROUP AND PRIVATE LISTENING
- ONLY 6" WIDE x 3 1/2" HIGH x 1 1/2" DEEP

Completely self-contained, subminiaturized portable operates a miniature earpiece for individual listening. Uses new ultra-miniature "Poly-Vari-Con" 2-gang variable capacitor, four transistors (2 high frequency and 2 audio) plus germanium diode, 2 IF stages and built-in high gain ferrite core antenna. Extremely sensitive, stable and selective over entire broadcast band. Requires no outside antenna or ground connection. Kit supplied complete with transistors, all parts, drilled chassis, battery, and instructions with wiring diagrams. Shpg. wt., 2 lbs.

- KT-94—4 Transistor Kit as above.....Net **19.95**  
 MS-311—Leather Carrying Case.....Net **1.95**  
 MS-260—Super Power Dynamic Earpiece.....Net **3.95**  
 MS-278—Economy Earpiece.....Net **1.95**

FIRST  
BUILD  
THIS

KT-94

THEN  
BUILD  
THIS

KT-96

## 2 TRANSISTOR CLASS B PUSH-PULL OUTPUT SPACE KIT WITH SPEAKER SELF-CONTAINED IN HANDSOME PLASTIC CASE.

Converts KT-94 into a 6-transistor home radio with speaker. Complete Kit with 2 transistors, 2 transformers, 2 1/2" PM speaker, pre-punched chassis, battery, case and instructions. KT-96—Shpg. wt., 1 lb. ....Net **11.50**

## FM-AM TUNER KIT

Basic FM-AM Tuner having outstanding specifications and delivering astonishing performance — all at a budget price in easily assembled kit form.

**34.95**

- AFC DEFEAT CIRCUIT WITH FRONT PANEL CONTROL
- FOSTER-SEELEY DISCRIMINATOR CIRCUIT
- GROUNDED GRID TRIODE AMPLIFIER
- 20-20,000 CPS RESPONSE

Choose this 7 tube compact high-fidelity FM-AM tuner whose characteristic features are found in units costing many times as much, and whose performance is unheard of at this low price. There are two front panel controls, a function control for AM, FM, PHONO, TV and a tuning/AFC defeat control. Features Armstrong FM circuit with limiter and Foster-Seeley discriminator. Simplified tuning with slide-rule dial and flywheel counter-weighted mechanism, high impedance phono input and high impedance audio output.

### SPECIFICATIONS

**FREQUENCY RANGE:** FM 88-108MC, AM, 530-1650 KC. **ANTENNA INPUT:** FM, 300 ohms, AM Ferrite loopstick and high impedance external antenna. **DISTORTION:** Less than 1% at rated output. **FREQUENCY RESPONSE:** FM, ± 5 db 20 to 20,000 cps, AM ± 3 db 20 to 5000 cps. **SENSITIVITY:** FM, 5 UV for 30 db quieting, AM, Loop sensitivity 80 UV/meter. **SELECTIVITY:** FM, 200 KC bandwidth, 6 db down; 375 KC FM discriminator peak to peak separation, AM, 8 KC bandwidth, 6 db down. **IMAGE REJECTION:** 30 db minimum. **HUM LEVEL:** 60 db below 100% modulation. **TUBE COMPLIMENT:** 2-12AT7, 1-6BE6, 1-6AG, 2-6AU6, 1-6AL5 plus selenium rectifier. **SIZE:** 5 1/4" high x 9 3/4" wide x 9 1/2" deep (excluding knobs). **CONSUMPTION:** 30 watts. For 110-120V 60 cycles AC. Attractive etched copper-plated and lacquered finish. Less metal case. Shpg. wt., 9 lbs.

- KT-100 A.....NET **34.95**  
 ML-100.....Metal cage for above, Shpg. wt., 3 lbs. .... **5.00**

## LAFAYETTE SIGNAL GENERATOR

COMPLETELY  
WIRED  
AND TESTED!  
ACCURACY AND  
QUALITY  
GUARANTEED!

**22.50**

- FREQUENCY 120KC to 260MC!
- 120KC to 120MC ON FUNDAMENTALS!
- 30 DAY TRIAL PERIOD! FULL REFUND IF YOU ARE NOT SATISFIED FOR ANY REASON

Completely wired and tested instrument. Do not confuse with kits sold in the same price range. Has the quality and accuracy of instruments selling for 3 to 4 times as much. Six overlapping ranges — 120KC to 320KC, 320KC to 1000KC, 1MC to 3.2MC, 3.2MC to 11MC, 11MC to 33MC, 37MC to 130MC — all on fundamentals — calibrated harmonics from 120MC to 260MC. Switch between internal modulation at 400 cps or any external source at other frequencies. 400 cps signal can be used separately. Outputs are unmodulated RF, modulated RF and 400 cps audio. RF output is in excess of 100,000 micro volts. Jacks are provided for high or low RF output.

Highly stable special circuit design. Fine adjust RF control. AF output 2-3 volts, input 4 volts, across 1 megohm. 5 inch etched dial plate — protected by clear plastic bezel. Common AF terminals for EXT-MOD input and INT-AF output eliminates need for special connectors. Gray metal case — carrying handle — complete with leads, line cord and plug. For 105-125V, 60-60 cycle A.C. Shpg. wt., 8 lbs.

- LSG-10 — Signal Generator..... **22.50**

*Lafayette* Radio

165-08 Liberty Ave.  
JAMAICA 33, N. Y.

100 SIXTH AVE. NEW YORK, N. Y.  
 PLAINFIELD, N. J., 139 W. Second St. BOSTON 10, MASS., 110 Federal St.  
 BRONX 58, N. Y., 542 E. Fordham Rd. NEWARK 2, N. J., 24 Central Ave.  
 Include postage with order.

# FREE!

## LAFAYETTE CATALOG



# ELECTRONIC CATALOG PACKED WITH MONEY SAVERS

Packed with the largest selection of Electronic, Radio and TV Parts, and equipment. PA, Hi-Fi systems, tubes, antennae, Transistor Kits, parts and components. Test Equipment, now build your own kits, tools, books, Microscope, drafting equipment, Binoculars, Telescopes, All Radio, TV and Ham supplies — ALL AT GREAT SAVINGS — For the economy minded serviceman, dealer, engineer and technician **CHUCK FULL OF BUYS! SEND FOR YOUR FREE COPY TO-DAY.**




### 3 TRANSISTOR HI-FI PREAMPLIFIER KIT

New Lafayette Hi-Fi Pream Kit using new GE 2N190 quality audio transistors. Separate Volume, Bass and Treble controls. Frequency response 20-20,000 cps. Three phono and microphone. Provides low-noise, stable preamplification without hum and microphonics. Complete with all parts transistors, pre-punched chassis, battery and detailed step-by-step instructions. Size 4 1/4" x 3 3/4" x 1 1/2". Shpg. wt., 2 lbs.

KT-117—Complete Kit.....Net **18.45**

### 5 TRANSISTOR PUSH PULL AMPLIFIER KIT




- 1/4 WATT, CLASS B, PUSH-PULL OUTPUT
- CRYSTAL AND MAGNETIC TUNING
- SEPARATE BASS AND TREBLE CONTROLS

New 5 transistor audio amplifier for phones—microphones—tuners—etc. Excellent for the experimenter—student—or any one desiring a good transistorized amplifier.

Uses new G.E. 2N189 and 2N186A transistor. Inverse feedback for reduction of distortion. Transformer coupled driver and output stages. Complete with punched chassis, knobs, transistors, all parts and detailed instructions and diagrams.

KT-104—3.2 ohm output.....Net **22.95**  
KT-105—6 ohm output.....Net **22.95**


### TRANSISTOR CODE PRACTICE OSCILLATOR KIT



For those interested in mastering the international code, an audio tone oscillator is essential. The circuit of this transistorized feedback oscillator has the simplicity of the neon glow, the signal strength of the vacuum tube, and requires only two penlite cells for weeks of service. It may be used for solo practice, or two may send and receive with the same unit. Kit comes complete with Transistor, Telegraph Key, Resistors, Condensers, Masonite Board, etc., and Schematic Diagram.

KT-72.....Net **2.99**  
Cannon ECI—Single Headset.....Net **1.13**

### 2 TRANSISTOR POCKET RADIO KIT



Packed into a 2 1/2" x 3 1/2" x 1 1/4" plastic case. This Two Transistor plus crystal diode radio kit offers many surprises, utilizing a regenerative detector circuit with transformer coupled audio stage, gives you high gain and excellent selectivity. Pulls in distant stations with ease with more than ample earphone volume. Kit comes complete with two transistors, crystal diode, loopstick, Arzonne transistor audio transformer, resistors, condensers, plastic case, etc. Including schematic and instructions.

KT-68A Complete Kit less earphones. **10.95**  
MS-260 New Super Power Dynamic Earphone, ideal for Transistor Circuit imp. 8000 ohm, D.C. 2000 ohm. **3.95**

### NEW POCKET AC-DC VOM MULTITESTER 2,000 ohm per Volt on AC & DC

- Completely wired — Not a kit

Accurate VOM with a sensitivity of 2000 ohms per volt on both AC and DC. Single selector switch. 3" 160 amp. meter. Scales: DC Volts: 0-10-50-500-1000; AC Volts: 0-10-50-500-1000; Ohms: 0-10K, 0-1 Meg; DC Current: 500 ua and 500 ma; Decibel: -20 to +22, +20 to 36; Capacity: 250 mmf to .2 mfd and .005 to 1 mfd. Heavy plastic panel, metal bottom. 4 1/4" x 3 1/2" x 1 1/4". With batteries and test leads. Shpg. wt. 4 lbs. RW-27A.....**8.95**

**NEW! Mail Order Center** ----->

### 3 TRANSISTOR SUPERHET POCKET RADIO KIT



- A TRUE POCKET SUPERHET RECEIVER—NO EXTERNAL ANTENNA!
- NO EXTERNAL GROUND!

A remarkable sensitive, super-selective pocket superhet receiver with astonishing performance over the complete broadcast band. Uses 2 high-frequency and one audio transistor plus efficient diode detector and features 2 specially matched IF transformers for maximum power transfer. The components are housed in a professional looking beige plastic case.


The receiver's appearance enhanced by attractive maroon and silver station dial. Sensitive built-in ferrite antenna eliminates need for external antenna. A designer's dream in a true pocket superhet receiver! Complete with all parts, transistors battery, case, dial and easy to follow step-by-step instructions. 4 1/4" x 2 1/4" x 1-1/16". Shpg. wt., 1 lb.

KT-116—Complete Kit, less earphone.....Net **16.95**  
MS-260—Super Power Dynamic Earphone.....Net **3.95**

### 1 AND 2 TRANSISTOR POCKET RADIO KITS

#### ONE TRANSISTOR POCKET RADIO KIT—KT-97

- IDEAL FOR STUDENTS, HOBBYISTS AND EXPERIMENTERS
- PRE-PUNCHED CHASSIS FOR ADVANCEMENT TO 2 TRANSISTOR KIT



Ideal, low-cost transistor pocket radio kit. Super-selective ferrite loop antenna permits good reception up to 50 mile radius with approx. 50 ft. antenna and good ground. Provisions for advancement to 2 transistor receiver. Complete Kit with simple detailed instructions. 3 3/4" x 2 3/4" x 1". Shpg. wt., 1 lb.

KT-97—Complete, less earphones.....Net **4.50**

#### TWO TRANSISTOR POCKET RADIO KIT—KT-98

Contains all KT-97 components plus additional R-C coupled transistor stage for increased sensitivity and output. Complete with instructions. Shpg. wt., 1 lb.

KT-98—Complete 2 Transistor Kit, less earphone.....Net **5.95**  
MS-111—Crystal earphone for KT-97 and KT-98.....Net **1.49**  
MS-260—Super power dynamic earphone.....Net **3.95**

### 20,000 OHM PER VOLT MULTITESTER SEMI KIT



A new kind of kit—the difficult work is already done—you wire in only a few multipliers and mount the battery holder to complete the unit. A fine high sensitivity (20,000 ohms per volt DC —5000 ohms per volt AC) instrument employing a 3" 40 microamp movement. Has 4 DC voltage, 4 AC voltage, 2 DC current, 3 resistance and 2 db ranges. Complete with test leads and detailed instructions. Size 3 3/4" x 4 3/4" x 1 1/4". Shpg. wt., 3 lbs.

KT-20—Kit.....Net **11.95**

**Lafayette Radio** 165-08 Liberty Ave.  
DEPT. IE JAMAICA 33; N. Y.

**SEND FREE CATALOG**

NAME \_\_\_\_\_  
ADDRESS \_\_\_\_\_  
CITY \_\_\_\_\_  
ZONE \_\_\_\_\_ STATE \_\_\_\_\_

**CUT OUT  
AND MAIL  
TODAY!**



**"the finest transmitter  
that a novice can buy"**  
These are the words of **KN4MGL!**

Dear Leo,  
This is a letter of gratitude and appreciation. I want to thank you and your fine staff for manufacturing the little Globe Chief Transmitter. In my opinion the Chief is the finest transmitter that a novice can buy. It is undoubtedly the best transmitter under \$100 that can be bought, and I think the Chief out performs transmitters in higher price ranges.  
I have basis for my belief, Leo. In only one month and sixteen days, I have worked 43 states, three VE's, one VP7 and a G3. This is proof enough that the Chief is a great little transmitter. If every ham knew just how good the Chief is and what kind of results I have obtained from it, you would be flooded with orders for the fine little transmitter. There are about 17 hams in Tifton, and they are all impressed with the Globe Chief I own. I, with the Chief, have worked twice as many states in one month as these hams in a year.  
As you are reading this letter, Leo, you are probably thinking, "This guy must stay on the air 8 hours a day to rack up so many states in a short time." Well, Leo, that seems to be what everybody thinks, but the truth is, I remain on the air for an average of 7 hours a week, about an hour a day, sometimes less than that. And, Leo, I'm just an average operator. I'm not a speed king with a key, I don't use a bug, and I don't use a fancy antenna. I owe everything I've accomplished to the Chief. It just goes to show what fine results can be obtained by using the Chief. In closing, let me say this, I will own WRL products for the rest of my ham career and I will always be assured that I will own the best.

Sincerely,  
Bob Patrick KN4MGL  
Box 330  
Tifton, Georgia

**And you can own the WRL "Chief"**

**Only \$500** per mo.  
or \$49.95 Cash

Completely Wired:  
**\$64.95 Cash**



90 Watt Xmtr.; 75 Watts for Novice Use. Power Supply included. Completely bandswitching. 160-10M, and a host of Top-Notch Features.

For Complete Information :-

**WORLD RADIO LABORATORIES**

"The World's Largest Distributor of Amateur Radio Eqpt."  
3415 W. Broadway Council Bluffs, Iowa  
PHONE 2-0277

**Hellishcopter** (Continued from page 98)  
you start fooling around with these darned R/C—"

"WHO DROPPED THE TRANSMITTER?" I snapped savagely. "Come on, we've got to chase that baby and try to figure a way to catch it before—"

**S**OMEBODY — or something — screamed quite distinctly about half a block away. It was enough to curdle one's blood, that scream . . . especially if one happened to be responsible for letting a helicopter with three-foot-long blades loose in the neighborhood. Breaking into a gallop, I wondered how many years I'd get and if the wife would wait for me.

Suddenly the whirlybird appeared—chopping furiously across an empty lot, about ten feet off the ground—and veered sharply to port. I tried to head it off, but it climbed—just as I leaped, hoping to grab a pontoon—and chattered past me. Before I landed on my aching back I caught one short glimpse of a large and scrawny tomcat clinging to a pontoon, his yellow eyes blazing with madness. I hoped he accounted for the unholy scream.

"It went into Mrs. Millar's place!" babbled the wife, helping me to my feet. "Did you see that cat riding—"

"Saw it!" I agreed, and sprinted at a dead limp into the Millar yard. Ahead, I could hear the rise and fall of the mower-engine, its pitch changing. *It's too much to hope for power failure*, I thought, as I raced through a small vegetable garden, vaulted a fence and continued through somebody's roses, ignoring my wounds. *That baby's good for another forty minutes, and when I think of the damage she can do in forty minutes . . .*

I turned off the thought.

Again, suddenly, chillingly, somebody screamed with terror. I emerged into a back yard to see a matronly woman, her face blanched and twisted with fright, staring into the air. Twenty feet above her, flying in a wide circle and trailing a clothesline with several flapping items on it, was the errant helicopter—its motor snarling and coughing with almost vicious glee.

"Don't be alarmed, lady!" I gulped. "I'll try to—"

Just then she buried her head in her arms and mercifully passed out.

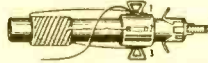
**T**HE WHIRLYBIRD now widened its circle and I saw that it went by the limbs of a tall apple tree in the next yard with regularity. A desperate, unlikely idea popped into my mind. I streaked for the apple tree and began clambering up it. The helicopter passed twice before I made it to the limb



# THE FINEST AND MOST COMPLETE LINE OF Transistor Coils & I.F. Transformers

All loops described below have a secondary which is overcoupled for maximum gain stability with a variation in output load. Designed to match an input impedance of approximately 600 ohms. These loops also make excellent antenna coils for conventional vacuum tube receivers. They offer better signal pickup and increased selectivity over ordinary air loops.

## SUBMINIATURE ANTENNA LOOPS



An adjustable antenna coil with a high Q ferrite core. May be used with any variable condenser having a maximum capacity between 250 & 450 mmf.

Cat. No.	Q @ 790 KC	Freq. Range	Tuning Cond. Max. Capacity	List Price
2002	250	540-1650 KC	250-450 mmf.	\$1.50

## I. F. TRANSFORMERS



Catalog Nos. 2041 and 2042 are miniature I.F. transformers having a tuned primary and untuned secondary. The primary is tapped for use in circuits which require a tap. Proper impedance match between primary and secondary insures optimum performance. Dimensions:  $\frac{1}{2}$ " sq. x  $\frac{3}{4}$ " high.

Manufactured under K-TRAN patents of and by Automatic Manufacturing Corp.

Cat. No.	Freq.	Impedance	Use	List Price
2041	455 KC	25K—600 Ohms	Input	\$2.85
2042	455 KC	25K—1000 Ohms	Output	2.85

## SUBMINIATURE



To our knowledge the 9-C1 and 9-C2 are the smallest I.F. transformers in existence. All technical specifications for the 2041 and 2042 apply respectively to the 9-C1 and 9-C2. Dimensions:  $\frac{3}{8}$ " sq. x  $\frac{5}{8}$ " high.

Manufactured under K-TRAN patents of and by Automatic Manufacturing Corp.

Cat. No.	Freq.	Impedance	Use	List Price
9-C1	455 KC	25K—600 Ohms	Input	\$3.50
9-C2	455 KC	25K—1000 Ohms	Output	3.50

## UNSHIELDED MINIATURE OSC.



These coils are designed for use in a converter circuit using only one transistor for both the oscillator and mixer. Dimensions:  $\frac{3}{8}$ " x 1" high.

Cat. No.	Tuning Cond. Max. Capacity	I.F. Freq.	Use	List Price
2020	365 mmf.	455 KC	Osc.	\$2.00
2022	78-100 mmf.	455 KC	Osc.	2.00

## SHIELDED SUB-MINIATURE OSC.



The 2021 oscillator coil is a sub-miniature shielded version of the #2022 described above. Identical in size to our 9-C1 and 9-C2 I.F. transformers. Designed for use with a condenser having a maximum capacity of approximately 100 mmf. (Miller #2110).  $\frac{3}{8}$ " sq. x  $\frac{5}{8}$ " high.

Manufactured under K-TRAN patents of and by Automatic Manufacturing Corp.

Cat. No.	Tuning Cond. Max. Capacity	I.F. Freq.	Use	List Price
2021	100	455 KC	Osc.	\$2.50


## STANDARD ANTENNA LOOPS



Due to its large pickup area the #2000 is one of our most popular loops. Dimensions:  $\frac{3}{4}$ " x 9"

Cat. No.	Q @ 790 KC	Freq. Range	Tuning Cond. Max. Capacity	List Price
2000	450	540-1650 KC	365 mmf.	\$2.75


## MINIATURE ANTENNA LOOPS



Similar to the #2000 described above but smaller in size for miniature sets. Slightly less signal pickup than the #2000, but extremely high Q. Dimensions:  $\frac{3}{4}$ " x  $\frac{3}{4}$ "

Cat. No.	Q @ 790 KC	Freq. Range	Tuning Cond. Max. Capacity	List Price
2001	550	540-1650 KC	365 mmf.	\$2.50
2003	500	540-1650 KC	125 mmf.	2.50

## FLAT FERRITE LOOPS




These coils are wound on flat ferrite strips rather than the normal ferrite rods. Due to this unique physical configuration they are remarkably sensitive for their small size.

Dimensions:  $\frac{1}{4}$ " x  $\frac{3}{4}$ " x  $\frac{3}{4}$ "

Cat. No.	Q @ 790 KC	Freq. Range	Tuning Cond. Max. Capacity	List Price
2004	500	540-1650 KC	365 mmf.	\$2.50
2005	450	540-1650 KC	125 mmf.	2.50

## VARIABLE CONDENSERS



Catalog #2110 is a miniature 2-gang variable condenser. The antenna section has a range of 10-130 mmf. Catalog #2112 is a standard size 2-gang condenser having a range of 10-365 mmf. for both sections. Shaft is  $\frac{1}{4}$ " dia. x  $1\frac{1}{2}$ " long.

Cat. No.	Sections	Dimensions	List Price
2110	2	$\frac{3}{8}$ " x $1\frac{1}{8}$ " x $1\frac{3}{8}$ "	\$2.50
2112	2	$2\frac{3}{8}$ " x $1\frac{1}{8}$ " x $1\frac{1}{8}$ "	3.50

SOLD BY ALL LEADING RADIO AND TELEVISION PARTS DISTRIBUTORS

Write for General Catalog 57A

## J. W. MILLER COMPANY

5917 South Main Street • Los Angeles 3, Calif.

Canadian Representative Atlas Radio Corp. Ltd. 50 Wingold Ave. Toronto 10, Ont. Canada



# ATTENTION CANADIANS!

## ELECTRO SONIC

ELECTRO SONIC SUPPLY CO. LTD.,  
Dept. TM-1, 543 Yonge St., Toronto 5, Canada  
 Rush FREE Esso Catalog No. 571

Name \_\_\_\_\_


Address \_\_\_\_\_

City \_\_\_\_\_ Province \_\_\_\_\_

(Sorry - Canadian addresses only!)

### ALL NEW! LATEST ESSCO BULLETINI

- Transistors
- Kits
- High Fidelity
- Subminiature Components
- Ham Gear
- Test Equipment
- Television
- Latest Handy Tools
- Car Radios



**pfk**  
pre-finished  
Kits



designed by Paul Klipsch

Now you need only a screwdriver to put together a furniture-finished Klipsch speaker enclosure, indistinguishable from factory-assembled Rebel 3, 4 or 5. Also available as conventional, unfinished kits.

Write for  
**COMPLETE  
CATALOG!**

- 36 pages
- 16 other hi-fi kits
- 29 equipment cabinets
- 4 matched speaker systems
- 20 hi-fi accessories




**57**



99 North 11th Street  
Brooklyn 11, N. Y.

largest manufacturer of cabinets and kits for hi-fi  
a division of G & H Wood Products Co., Inc.

*Can you think faster  
than this Machine?*



GENIAC set up to do a problem in check valve research

Be careful before you answer. GENIAC the first electrical brain construction kit is equipped to play tic-tac-toe, cipher and encipher codes, convert from binary to decimal, reason (in syllogisms) as well as add, subtract, multiply and divide. Specific problems in a variety of fields—actuarial, policy claim settlement, physics, etc.—can be set up and solved with the components. Connections are solderless and are completely explained with templates in the manual. This covers 33 circuits and shows how new ones can be designed. You will find building and using GENIACs a wonderful experience! One kit user wrote us: "this kit has opened up a new world of thinking to me." You actually see how computing, problem solving, and game play (Tic-tac-toe, nim, etc.) can be analyzed with Boolean Algebra and the algebraic solutions transformed directly into circuit diagrams. You create from over 400 specially designed and manufactured components a machine that solves problems faster than you can express them.

-----MAIL THIS COUPON-----

SCIENCE KITS, Dept. PE-57B, Oliver Garfield Company  
126 Lexington Avenue, New York 16, N. Y.

Please send me:  
1 GENIAC Electric Brain Construction Kit and Manual.  
\$19.95 (East of Mississippi) .....  
\$20.95 (Elsewhere in United States) .....  
\$21.95 (Outside the United States) .....

Returnable in seven days for full refund if not satisfied.  
I enclose \$..... in full payment.  
My name and address are attached.

which reached far out over the back yard. "Think you can grab it as it comes by?" yelled my wife, watching tensely below. "Here it comes . . ."

Balancing precariously on the unsteady limb, I readied myself to make one grab, which had to be successful, as the helicopter chopped by me. It was slowly gaining altitude again, and if I missed it—the whole plan was shot. Then, the plane was within reach and I grabbed for it . . . missed . . . lurched recklessly forward . . . grabbed again, getting the starboard pontoon and a faceful of frenzied cat . . . was pulled completely off the limb—and went hurtling earthward.

The impact was horrendous, but I heard the blades snapping off and the motor dying before I sank into gathering darkness.

I came around to find myself sprawled in the wreckage, with a large and scrawny tomcat calmly cleaning his paw beside me and two people standing over me. As my head cleared, I recognized my wife and old Mr. Dixon, owner of the apple tree.

"Listen, young feller," said old Mr. Dixon softly, "You're kinda old for them kid stunts. After this, if you want an apple—just ask for it."

**N**EITHER of us uttered a word—taking the back-alley route home—until we were safely within my workshack again. Sadly, I regarded the shattered remains of what had been a stupendous project. Tenderly, I fingered the twisted, devastated chunks of helicopter.

The wife put an arm around my shoulder. "Buck up, boy! Dismiss this whole thing from your unpredictable little mind and let's go downtown!" She smiled strangely.

"Downtown?" I murmured brokenly. "Sure! We'll buy one of those tremendous R/C boat kits! The biggest and best one we can find!"

"A-After what I've done?" I moved slightly away from her, wondering how my fall could affect her head. "You'll buy me an R/C boat kit despite all this?"

"You bet!" she said, a determined look whipping over her face. "You're grounded, boy! From here on out, you're strictly water-borne! After all these hectic years, I know better than to try and cure you of these R/C spasms. But I can modify the results! Come on. I'll even buy you a yachting cap to go with it."

That was quite some time ago and I've got the five-foot model of a Navy PT Boat almost finished. The modified mower engine fits fine, and I'm really going to wow those characters down at the R/C Boat Club. I cut quite a figure in that yachting cap.

Call me Commodore.

—50—

Always say you saw it in—POPULAR ELECTRONICS

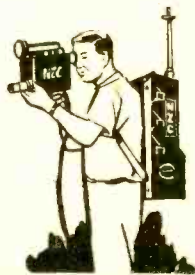


# BURGESS BATTERIES *Power* THEM!

Uniform high quality and longer life are reasons why Burgess batteries are standard equipment in many complex electronic machines of our age. These same qualities, plus engineering know-how, fit Burgess batteries into everyday industrial applications. Illustrated are just a few of Burgess battery applications. Call on Burgess today!



WALKIE-TALKIES




PORTABLE TV CAMERAS

PORTABLE TAPE RECORDERS

PORTABLE PHONOGRAPHS



America's No. 1 Flashlight Battery Line



Radar-Lite

Perfect portable lights for America on the move



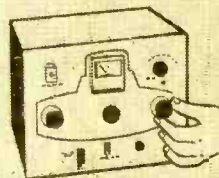
Radar-Lamp



Radar Bearcat



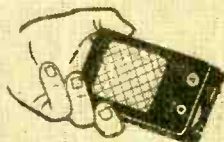
NUCLEAR DEVELOPMENT



TEST EQUIPMENT



ELECTRONIC DEVICES



TRANSISTOR CIRCUITS

**BURGESS BATTERY COMPANY**  
FREEPORT, ILLINOIS



## MORSE CODE

**COMPLETE INSTRUCTIONS**

Sending . . . Receiving  
Easy to Learn . . . FAST

Available in either speed

45 RPM 7" . . . . . \$1.25  
or 78 RPM 12" . . . . . \$2.25

Dealer, Jobber and Mail Order Firm  
Inquiries Invited!

**UNCLE SAM RECORDINGS**

59 E. Van Buren St. Dept. D-5 Chicago 5, Illinois



ALWAYS READY

TO HELP YOU  
TO TEST YOU  
TO TEACH YOU

GIVES YOU  
MESSAGES TO  
DECODE

## PORT ARTHUR COLLEGE ELECTRONICS COMMUNICATIONS

AM FM Television Broadcast Engineering  
Marine Radio Radar


CHECK THESE FEATURES: tuition \$34 per mo., room & board \$50 per mo. in dorm on campus. College operates 5 KW broadcast station. Students get on-the-job training at studios on campus. FCC license training with all courses. Well equipped classrooms & lab., am fm transmitters, radar & marine eqmt., television camera chain, experiment lab test eqmt. & other training aids. Our graduates in demand at good salaries. Free placement service. Have trained men from all 43 states. Approved for GI. Write for details.

**PORT ARTHUR COLLEGE**

Port Arthur  
Texas


Established in 1905

your present speaker in a  
**KARLSON  
 TRANSDUCER**



**CAN GIVE YOU  
 10x THE  
 EFFICIENCY!**

- ✓ 2x the dispersion!
- ✓ 2 more octaves bass!
- ✓ Flatter response — Less distortion!
- ✓ Unexcelled transient response!



IN EASY-TO-ASSEMBLE

**KITS** from \$18.60  
 to \$57 net.

Also assembled models from \$26.70 to \$174.

**KARLSON ASSOCIATES INC.**

Dept. PE, 1610 Neck Rd. BKlyn. 29, N. Y.

**CUT  
 CHASSIS  
 HOLES  
 FAST!**



ROUND


SQUARE

KEY

"D"

Smooth, accurate openings made in 1½ minutes  
 or less with Greenlee Radio Chassis Punch

Quickly make smooth, accurate holes in metal, bakelite, or hard rubber with a GREENLEE Chassis Punch. Easy to operate . . . simply turn with an ordinary wrench. Round, square, key, and "D" types . . . wide range of sizes to make openings for sockets, plugs, controls, meters, terminal strips, transformers, panel lights, etc. Assure perfect fit of parts and professional finish to every job. Write for descriptive literature. Greenlee Tool Co., 2385 Columbia Ave., Rockford, Ill.




**TIPS and  
 TECHNIQUES**



**SHOELACE SPAGHETTI**

Pieces of ordinary shoelace may be used as spaghetti for insulating connecting wires inside motors. The coils and wiring are doped with insulating varnish on finishing each job so the lace is satisfactory. It can also be used for insulating splices



and soldered connections, as shown here. After slipping the laces over the wires, a coat of varnish finishes the job. —K. M.

**COVERING TABLE RADIO CABINETS**

Self-adhesive plastic material may be used to dress up an old cabinet. Before applying, smooth out the scratches with



emery paper or fine sandpaper, and remove dirt or grease with soap and water or kitchen scouring powder. Be careful when cleaning the front of the cabinet, or

any other part of the cabinet not to be covered with the plastic material, as some of the older or cheaper cabinets have a color coating which dissolves and comes off when washed with soap and warm water, or cleaned with scouring powder. —A. T.

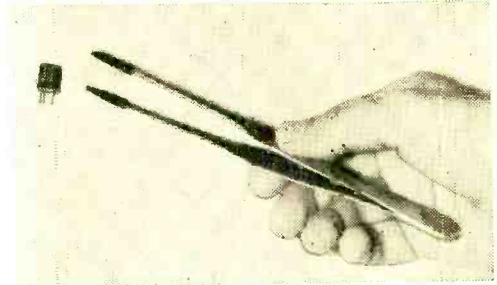
### LOUDSPEAKER RATTLE

Loudspeaker rattle is often due to warped cones or to the voice coil rubbing the magnet pole piece. These difficulties can sometimes be eliminated or reduced in smaller speakers by slightly distorting the speaker rim. To do this, place enough washers under one or more of the speaker mounting screws to throw the speaker rim out of true. It is also sometimes effective to place slight pressure on a portion of the cone, after the proper area has been located, by lightly pressing the cone with the fingers at various points until the rattle is a minimum. Be careful not to rupture the cone. It may be brittle in older sets. The pressure can be maintained by sticking a small wad of masking tape on the desired cone area, the wad being formed with the adhesive surface on the outside. When the set is installed in the cabinet, the wad will be pinched between the cone and the wire mesh grill covering the speaker opening on the cabinet. Too thick a wad will puncture the cone. When

speaker rattle is due to a tear in the cone, the edges of the tear can be held together by transparent cellophane tape. —E.F.C.

### TRANSISTOR PULLER

Transistors in their sockets are often hard to reach using only the fingers. This job can be made easy with the tool shown in the photograph. Simply obtain a large



pair of tweezers—about 6" long—and wrap a single layer of rubber tape around the end of each blade. (A short length of rubber sleeving can be used instead.)

This rubber tip for the blade will not only provide a good surface for gripping the transistor but it will help prevent scraping the type numbers off the case. To use the tool, hold the transistor by its side or top depending on the layout of the nearby parts. —J.E.P.

best buy  
anywhere

RECEIVING  
**TUBES**  
41¢  
ea.

100 Tubes — \$38.00

### ALL TUBES UNCONDITIONALLY GUARANTEED FOR 1 YEAR

#### • INDIVIDUALLY BOXED

0Z4  
1B3GT  
1H5GT  
1LC5  
1LN5  
1N5GT  
1Q5GT  
1R5  
1S4  
1S5  
1T4  
1T5GT  
1U4  
1U5  
1X2  
3Q4  
3S4  
3V4  
5U4G  
5V4G  
5Y3  
6AB4  
6AC7  
6AG5  
6AC7

6AF4  
6AK5  
6AL5  
6AQ5  
6AS5  
6AT6  
6AU6  
6AU5GT  
6AV5  
6AV6  
6AX4GT  
6AT6  
6AH4GT  
6BA6  
6BC5  
6BE6  
6BG6G  
6BJ6  
6BK5  
6BK7  
6BL7GT  
6BQ6GT  
6BQ7  
6BY5G  
6BZ7

6C4  
6CB6  
6CD6G  
6F6  
6H5GT  
6J5GT  
6J6  
6K6GT  
6L6  
6S4  
6SBGT  
6SA7  
6SH7  
6SJ7GT  
6SK7GT  
6SL7GT  
6SN7GT  
6SQ7  
6SR7  
6T8  
6U8  
6V3  
6V6GT  
6W4GT  
6W6GT

6X4  
6X5GT  
6Y6G  
7C5  
7C6  
7E7  
7F7  
7F8  
7N7  
12A5  
12A7  
12A7  
12A7  
12A7  
12AV6  
12AV7  
12AX7  
12AX7GT  
12BY7  
12BA6  
12BE6  
12AZ7  
12BH7  
12BY7  
12SA7  
12SG7

12S7GT  
12SK7  
12SL7GT  
12SN7GT  
12S07  
12SR7  
19T8  
19B6G  
25BQ6GT  
25L6GT  
25Z5  
25Z6GT  
35B5  
35C5  
35L6GT  
35W4  
35Y4  
35Z5GT  
50A5  
50B5  
50C5  
50L6GT  
117Z3

#### • PRETESTED TUBES

### BRAND NEW TV PICTURE TUBES

RCA and DUMONT Licensed

10" Tube	\$10.95	17" Tube	\$17.95
12" Tube	\$12.95	19" Tube	\$20.95
14" Tube	\$14.95	20" Tube	\$20.95
16" Tube	\$16.95	21" Tube	\$22.95

Add \$4.00 to above prices for aluminized tubes

TERMS: FREE POSTAGE on all prepaid continental U.S.A. orders on receiving tubes only. 25¢ handling charge on all or-

ders under \$5. 25% deposit on all COD's. Picture tubes F.O.B. Passaic, N. J. via Railway Express.

FREE!  
3-in-1  
SCREW  
DRIVER  
SET  
WITH  
EVERY  
ORDER  
regardless of size!

# TUBE MART DISCOUNT HOUSE

PRc011 3-0330 - The Lokpet Bldg. Passaic, N. J.

## Tuning the Short-Wave Bands

(Continued from page 82)

There are too many interval signals for s.w. stations the world over to include them all in this column, but a complete list can be obtained from the *World Radio Handbook*, available for \$2.00 from Gilfer Associates, P. O. Box 239, Grand Central Station, New York 17, N. Y. Some of the more common ones that can be heard are featured on page 82. If you would like to know the interval signal of any particular country or station, send me a card.

### Current Reports

The following is a resume of the latest reports that have been received. Please remember that these reports were correct at time of compilation; frequencies and schedules often change with little or no notice. All times shown are Eastern Standard, using the 24-hour system.

**Andora**—Radio Andorra, 5979 kc., is being heard in the Eastern USA in late afternoon with a variety of musical programs but no English. This station broadcasts mainly to Spain, Portugal, France, Switzerland, Italy, and North Africa. The IS is a low-pitched gong. (26)

**Argentina**—LRA, R. Del Estado, 9690 kc., Buenos Aires, has an English session at 2330-0000, Monday thru Friday. It features L.A.

music, commentaries, and closes with a late news bulletin. (RH, TC)

**Australia**—New frequency changes from Radio Australia are as follows: to N.Z. & South Pacific Islands at 2329-0415 on 11,710 kc. (replaces 11,740 kc.); to the British Isles & Europe at 0245-0359 on 11,710 kc. (replaces 11,740 kc.); to Eastern N.A. at 0714-0845 on 11,810 kc. (replaces 11,770 kc.); and to South, S.E., & S.W. Asia at 1500-1700 on 15,315 kc. (replaces 15,160 kc.). The Western N.A. xmsn remains unchanged and is heard daily at 1015-1115 on VLC11, 11,770 kc. The DX program is heard Sundays at 0830 on 11,810 kc., to Eastern N.A., and at 1100 on 11,770 kc. to Western N.A. (61, 82)

**Brazil**—Radio Sociedade de Bahia, Salvador, is operating new stations on 11,875 kc., heard at 1400-2100 but usually covered by jamming after 1730, and on 15,125 kc. at 0600-1100. (100)

**Radio Jornal do Comercio**, Recife, currently has two English programs as follows: "About Brazil," broadcast at 2005 Mondays thru Saturdays; and "Brazil Calling," at 1630 Sundays. They can be heard on ZYK2, 6085 kc., ZYK32, 11,825 kc., and ZYK33, 15,145 kc. (54, 66)

**Bulgaria**—Radio Sofia is again operating in English on 9700 and 7670 kc. at 2115-2215 and 2300-2330. While not directed to N.A., it is well heard. (JG, 187, 208)

**China**—Radio Peking is being reported on 15,060 kc. at 1800 and on 15,350 kc. at 0940 and 1840, in language xmsns. It can be tuned on 17,745 kc. at 2155 s/on, 2200 news, 2215-2230

## KITS! KITS!

HERSHEL'S KITS ACCLAIMED BEST

ALL KITS CONTAIN THE FINEST ASSORTMENTS. OVER 10,000 SOLD!

- 30 TUBE SOCKETS
- 2½-lbs of HARDWARE
- 15 ROTARY SWITCHES
- 10 Electrolytic Condensers
- 40 Radio & TV KNOBS
- 40 BY-PASS Condensers
- 60 CARBON RESISTORS
- 60 MICA CONDENSERS
- 100 SET SCREWS
- 8 1N22 XTAL DIODES
- 50 Ceramic Condensers
- 15 Variable Condensers (Air and Mica)
- 50 RF CHOKES
- 20 POWER RESISTORS
- 1 Phono Motor 115 Vac.
- 50 TERMINAL STRIPS
- 200 ft. HOOK-UP WIRE
- 1 TRANS. 6.3V-110 Vac.
- 5 Meissner Plug-In COILS
- 5 PILOT PANEL LITES
- 50 FUSES 3AG UP
- 1 Motor Rectifier O-1MA.
- 1 IGN. COIL 3V-15,000 VSEC.
- 25-Ft. Phono-Mike Cable
- 1 SELENIUM RECTIFIERS (150 MA. 110V.)
- 1 6V-30 amp. SOLENOID

**YOUR CHOICE ANY KIT LISTED IN THIS AD 97¢**

- 10 STRAIN INSULATORS
- 1 TELEGRAPH KEY
- 5 MICRO SWITCHES
- 75-Ft. 300 OHM TV LEAD-IN
- 25 TV STAND OFFS
- 24 SHOCK MOUNTS
- 1 PHONO XTAL with NEEDLE
- 1 PIX TUBE BRIGHTENER
- 3 CONDENSERS (500 MMFD 20,000 Volt)
- 100 Ft. of SPAGHETTI A-52
- 1 RCA Flyback Trans.
- 10 BATHTUB CONDENSERS
- 10 GRAIN WHEAT LAMPS
- 5 RADIO-PHONO CHASSIS
- 4 LOOP ANTENNAS (RADIO)
- 1 PHANTOM ANTENNA A-52
- 100 SPRINGS (RADIO-PHONO)
- 5 RADIO NOISE FILTERS
- 25-Ft. RG-58/U COAXIAL CABLE with PLUGS
- 2 Powerful ALMICO S Magnets

## The ALL NEW "15-POUNDER" MYSTERY PACKAGE

1 KW ANT. CHANGE-OVER 110 VAC RELAY



60 Cycle 15 Amp 2500 Volt D.P.D.T. \$4.95

TUNING UNITS



\$50.00 Value! \$2.50 Less Case

OIL CONDENSER \$1.65



2 MFD. 3000 VDC 1/2" x 1/2" x 1/2" 3-2 Mica removed from equip. 6 1/2" x 6 1/2" x 3/4"

OF ELECTRONIC PARTS



Worth \$35.00

WILLARD BATTERY \$1.65




2 Volt 20 Ah

ALL-PURPOSE FIL TRANSFORMER \$4.95



PRI. 117 v. 40 cycle, sec. 250, 200, 150, 100, 75, 50, 25, 12.5, 6.25

GE Pyraloid Oil CONDENSER \$9.50




12 MFD. 330 VAC removed from equip. NEW

OUR PRICE ONLY \$2.95

It's Another THRILLING HERSHEL SURPRISE. 15 pounds of BRAND NEW usable GOVT. Surplus. Perfect gift for Hams, etc.

RCA Output Transformer \$1.95



P.P. 2500 ohms 200 turns 250, 200, 150, 100, 75, 50, 25, 12.5, 6.25

100 ASSORTED CRYSTALS \$7.95




FT-243 FT-241A FT-171B Type. Holds FREQ. RANGE 2015 KC to 28.1 MC.

MODULATION and DRIVER TRANSFORMERS \$4.95



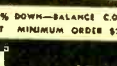
Both Units Only

PHOTO ELECTRIC CELL \$9.50



5E Vacuum Cell used in 10" x 10" x 10" for sound alarm System.

SWING CHOKE \$5.95




100 Ohm 500 mA. Thorburn T4020.

AUDIO CHOKE \$9.50



60H-1MA. 4,500 ohms 15,000 turns of 44 wire Size 1 1/2" x 3/4" x 1 1/2" Ideal for radio control, planes, boats, etc.

CARRYING ALL-PURPOSE CASE \$27.00



Orig. Cost \$27.00 Sale Price \$4.95

TERMS: Cash with order or 25% DOWN—BALANCE C.O.D. ALL PRICES NET F.O.B. DETROIT MINIMUM ORDER \$2.00

HERSHEL RADIO CO.

5247 GRAND RIVER Detroit 8, Michigan TYFR 8-9400

Perfect Gift for: Photographers • Mechanics • Adjustable Strap • Made of HARD RUBBER • WATERPROOF • Size 12" x 10" x 6 1/2" • WATERPROOF • Size 12" x 10" x 6 1/2" • Sturdily built to support 300 pounds.

s/off with Chinese music and English anmts. This latter period is dual to 15,080, 11,650, and 11,960 kc. (GA, 26, 184)

**Cook Islands**—ZL1ZA, *F. Raretonga*, Raretonga, can still be noted on 5050 kc. on Wednesdays at 2315-0000. With QRM (7)

**Cuba**—*Reloj de Cuba* is operating on 5085 kc. (heard at 1730-0000) and 11,750 kc. (heard at 1300-0000) with various musical programs and Spanish language. COCO, Havana, 9530 kc., has returned to the air after a long absence and is noted on the east coast at 0700 s/on and in the west around 2300. (DK, 7, 25, 54, 59, 160, 158)

**Czechoslovakia**—*Radio Prague* has English to N.A. at 1930-2000, 2200-2300, and 0000-0030 on 6170, 6105, 6055, and 9535 kc. (GA, 176)

**Ecuador**—New stations noted include: *Radio Equinoccial*, Ibarra, 5643 kc. (1900-2300); *La Voz del Norte*, Ibarra, 5802 kc. (1900-2300); *Radio Sangi de Ibarra* (?), Ibarra, 6210 kc. (1900-2300). A previous unidentified xmtr on 4600 kc. is *Radio Atalaya*, Guayaquil. Other unidentified stations are noted on 4490, 4695, 4700, 4755, 4775, 4870, and 5202 kc. Except for HCJB, none of the stations in this country seem to give call letters but they do announce by station name. Any help in identifying the unknowns will be appreciated. (100)

**Egypt**—*Radio Cairo* has an English program on 9475 kc. at 1330-1400. An English newscast can be heard on 9730 kc. at 1530-1540 with a commentary to 1555. (11, 26, 124, 127)

**England**—The BBC has "Music For Dancing," Sundays at 1615-1700 on 17,700 kc. On

### English Newscasts

Here is a compilation of a few stations that carry English newscasts daily. Although there are many others, these are probably the easiest to hear. (149)

**Argentina**—LRA1, Buenos Aires, 9690 kc.; news & commentary at 2330; news at 2350.

**Canada**—CKNX, on 11,945 kc. at 2200; on 11,705 kc. at 2030 with news at 2000.

**England**—BBC news at 0100 on 9600 kc. and at 2145 on 15,070 kc.

**French Equatorial Africa**—From Brazzaville on 11,970, 9730, and 9620 kc. at 2150.

**Japan**—*Radio Japan* has news at 0000 on JOA4, 11,705 kc., and JOB20, 9525 kc.

**USSR**—From Moscow at 2000 on 11,760 and 11,870 kc., and at 2200 on 11,840 kc.

Fridays at 1600, they present a program of light music on the same channel. (156)

**Formosa**—BEC27, Taipei, 7200 kc., may have a new 1000-watt xmtr in use now as the signal is excellent on the west coast with AFRS programs. This is scheduled Saturdays and Sundays only. ID is AFRS, Taiwan. (7)

**France**—The only English xmsn from Paris is on 7240 kc. at 0900-1000 to England. Paris is also noted on 15,400 kc. in French at 1500-1530 to French Africa, and on 17,850 kc. in French to Canada at 1230-1245 (Mondays-Fridays only). (116, 208)

**Gold Coast**—The Gold Coast B/C Service, Accra, is being well heard in the east on 3366

# Madison Electronics

Invites You To Write For  
More Detailed Information

On The New Line Of Quality



## High Fidelity Kits

FEATURING A NEW PREAMP THAT DEFIES  
LISTENING AND LABORATORY COMPARISON

PREAMPS \* POWERAMPS \* SPEAKERS

MADISON ELECTRONICS, INC.  
22 Rosedale Ave., Madison, N. J.

MADISON ELECTRONICS, INC., MADISON, N. J.  
Please send me detailed information.

Name .....  
Address .....  
City .....  
State .....

**GIGANTIC SAVE-TO-70% MAIL SALE** **WAR SURPLUS EXCESS INVENTORY BANKRUPT STOCK**

**GEARED AC MOTOR**  
 • 50-v, 60-c. Will run on 115-v with 60 to 150-w hub in series with motor. Gear ratio 33:1 to 1. Output speed 9 1/2 rpm. Shaft diam. 3/16". Enclosed gears run in oil. Size 3 1/2" x 3". Cost over \$15. SALE ..... \$2.88 Ppd.

**HIGH FREQUENCY RECEIVER**  
 I and G Band—Battery Operated • Brand new. Really 2 receivers in 1. Use as tuner for auto radio or operate as head-phone battery. Portable. Size 8" x 8" x 14". Wt. 10 lbs. Govt. cost over \$100. SALE ..... \$9.95 FOB

**HIGH VOLTAGE PLATE TRANSFORMER**  
 • Hermetically sealed, top grade unit. 115-v primary, tapped. Secondary 7500-v center tapped. 89 MA. Size 8" x 7" x 10". Wt. 40 lbs. Cost Govt. over \$25. SALE ..... \$9.95 FOB

**99c . . . KITS . . . 99c**  
 Your Choice—Prepaid in U.S.A.  
 • 11 Potentiometers. Good values ..... 99c  
 • 26 Resistors. To 10-w. .... 99c  
 • 5 Vacuum Tubes. A real buy ..... 99c  
 • 14 Capacitors. Tubulars, bathtubs ..... 99c  
 • 16 Tube Sockets. 4, 7, octals, etc. .... 99c  
 • 1 Surprise Package. Min. value \$6. .... 99c

**DM-42 DYNAMOTOR (New)**  
 • Hams and field engineers. Ideal for mobile transmitters and test gear. Input 12-v DC. Output 515, 1030, 2 and 8-v. 225 MA to 260 MA on high voltage. Size 7" x 11". Wt. 26 lbs. Cost Govt. \$37.50. SALE ..... \$9.91 FOB

**GEAR REDUCTION MOTOR**  
 • Multiple gear, ball bearing motor with enclosed 42-to-1 reduction gear box. High torque. 10 to 200 rpm output, reversible. Runs on 6 or 12-v DC or 110 AC through series resistors. Many uses. Cost \$35. SALE ..... \$4.97 Ppd.

**SPECIAL OF THE MONTH!**  
**DC MILLIAMMETER**  
 • Brand new genuine Weston 0-1 MA basic meter. 18.6 MV full scale with external precision multiplier. In square metal case with test lead. Size 3" x 3" x 2 1/4". Cost Govt. over \$50. SALE ..... \$4.49 Ppd.

**ELECTRONIC SPECIALS**  
 Last Minute Items • New Surplus  
 • Dynamotor, DM-37, 25-v/825-v or 12-v/280-v. SALE ..... \$5.95 FOB  
 • Acorn Tubes, 955 or 954. Govt. cost \$3.60. SALE ..... .39 Ppd.  
 • Chrome 3" Bell. 15 to 25-v AC or DC. SALE ..... .99 Ppd.  
 • Ring Heater, 300-150-75-w. 115-v. SALE ..... 1.97 Ppd.  
 • Solenoid Air Valve, 115-v 60-c. Cost \$15. SALE ..... 3.79 Ppd.  
 • ARC-5 Transmitter, 3 to 4 MC. less dynamotor. SALE ..... 7.95 FOB  
**ORDER FROM AD or write for big new FREE CATALOG 1000s items at tremendous savings. We pay frt. except where FOB.**

**SURPLUS CENTER**  
 843 "O" St. LINCOLN, NEBRASKA

**LET RCA TRAIN YOU FOR A LIFETIME CAREER IN**

**RCA TELEVISION ADVANCED ELECTRONICS**

Resident classes, day and evening, start May 20th, September 3rd, November 26th, and February 25, 1958. Free graduate placement service. Approved for Veterans. Send for free catalog now.

**RCA INSTITUTES, INC.**  
 A Service of Radio Corporation of America  
 850 West 4th St., New York 14, N. Y.

**LEARN CODE!**

a complete CODE COURSE for the Novice or Technician. Twelve expertly prepared three-minute lessons on an unbreakable 12" Long Playing 33 1/3 Record complete with a lengthy but edifying instruction book. Attractively packaged in a sturdy hardcover jacket this is an outstanding CODE COURSE at a realistic price. See it at your dealer or order direct from:

**\$3.50 POSTPAID** **ELEKTRA RECORDS**  
 dealer inquires invited

361 Bleecker St., N. Y. 14, N. Y.

**NEW THIS YEAR!**

**Special 16-page section on HOW TO SELL YOUR PICTURES FOR CASH!**

You'll profit from this money-making guide to the photo market—newspapers, calendar and greeting card firms, trade journals and magazines interested in buying your photographs.

Just one of the big, extra features in the 1957 PHOTOGRAPHY DIRECTORY. Buy your copy today—only \$1.00. On sale now at all newsstands.

**AMERICAN PHOTOGRAPHY PUBLICATION**

**1957 PHOTOGRAPHY DIRECTORY & BUYING GUIDE**

Most Complete Handbook of Photographic products

Details on exciting new products from all over the world

**SPECIAL SECTION: WHERE TO SELL YOUR PICTURES A MONEY-MAKING GUIDE TO PHOTO MARKETS**

Compiled by the editors of POPULAR PHOTOGRAPHY Price \$1.00 \$1.20 in Canada and elsewhere

**OVER 5,000 LISTINGS 1,000 ILLUSTRATED**

**ILLUSTRATED LISTINGS** Cameras Lenses Lighting Equipment...  
**LATEST MODELS** Enlargers Movie Equipment Projectors...  
**LATEST PRICES** Flash & Speedlight Units Exposure Meters...  
 Films & Papers... Stereo Equipment Filters...  
 Tape Recorders, etc., etc.

**PLUS: DIRECTORY OF PHOTO SCHOOLS**

kc. daily from 1600 to 1716 s/off with news, drama programs and music, in English. In the west, it is best heard on this channel from 0100 to 0140 fade-out with a BBC relay until 0130 and a local musical request program after 0130. This station also operates on 9615 kc., according to latest word from the station. (7, 52, 147)

**Greece**—Radio Athens is still being noted on 17,757 kc. at 1230-1240 with English news. Another English period is reported on 11,718 kc. at 1400-1500. (11, 203)

**Honduras**—The latest frequency changes are: HRNQ, R. Morazan, has moved from

### SHORT-WAVE ABBREVIATIONS

AFRS—Armed Forces Radio Service  
 anmt—Announcement  
 BBC—British Broadcasting Corporation  
 c.w.—Code  
 Eng.—English  
 ID—Identification, identity  
 IS—Interval signal  
 kc.—Kilo cycle(s)  
 L.A.—Latin America(n)  
 N.A.—North America(n)  
 QRM—Interference  
 R.—Radio  
 s/on—Sign-on  
 s/off—Sign-off  
 w.—Watts power  
 xmsn—Transmission from station  
 xintr—Transmitter used by station

6090 to 6200 kc. and is heard from 1900 to 2300 s/off; HRN, *La Voz de Honduras*, is now on 5960 kc. and is heard at 0700-0800 and 1900-2300; HROW, R. Montserrat, has moved back to 5880 kc. and is heard at 0700-0800 and 1900-2300. The above three are in Tegucigalpa. HRVW, *La Voz de Centro America*, San Pedro Sula, has moved from 5967 to 5972 kc. and is heard at 0700-0800 and 1900-2300. HRVW verified promptly by airmail. (100)

**Hungary**—Radio Budapest is again operating in English to N.A. daily at 1930-2000 and 2300-2330 on 11,910, 9833, and 7220 kc. The program features news, commentaries and music. (BH, JS, 192, 202, 208)

**India**—While this country currently has no programs beamed to N.A., *All-India Radio*, Delhi, can be noted on 17,795 kc. with English to S.E. Asia at 0830-0930 (news at 0830-0840). This xmsn is parallel on 21,580 kc. It can be



May, 1957

## POPULAR SAMS BOOKS FOR THE EXPERIMENTER • AMATEUR • TECHNICIAN



### USE THIS HANDY ORDER FORM

- Hi-Fi Handbook.** The new book for everyone interested in Hi-Fi design, selection and installation. Covers sound theory, distortion, loudspeakers, baffles, enclosures, amplifiers, pre-amplifiers, controls, etc. Invaluable hints on equipment selection, program sources, speaker location, etc. 240 pages, 5½ x 8½"..... **\$3.00**
- Transistors.** The first complete, practical book on Transistors and their application in TV-Radio-Electronics. Explains theory, circuitry, installation, testing techniques and servicing. 100 pages; 5½ x 8½"; illustrated..... **\$1.50**
- So You Want to Be a Ham.** Shows you how to get your license and acquire equipment. Covers: Conquering the Code, Getting Your Ticket, Going on the Air, etc. 196 pages; 5½ x 8½"; illustrated..... **\$2.50**
- Basic Radio Manual.** Complete course covers theory, definitions, components. Includes section on actual projects that translate theory into practice. 248 pages; 8½ x 11"; illustrated..... **\$5.00**
- Pinpoint TV Troubles in Ten Minutes.** Latest TV trouble-shooting handbook. Over 50 time-saving check charts, dozens of diagrams and tests, explanations of circuits—helps locate trouble in minutes. Amazingly practical. 299 pages; 5½ x 8"..... **\$3.95**
- Transistor Circuit Handbook.** Completely covers all phases of transistor circuits: types, construction, characteristics, applications for wiring and testing. 430 pages; 6 x 9"; illustrated..... **\$4.95**
- Electronic Metal Locators.** Explains how Metal Locators operate, describes commercial types, shows how to build locators. Describes uses in industry, for prospecting and for mine detection. Complete coverage of the subject. 124 pages; 5½ x 8½"; fully illustrated..... **\$2.50**
- Radio Receiver Servicing.** Covers all basic receiver types—gives time-saving hints for solving common troubles, such as dead set, weak set, noisy set, etc. 192 pages; 5½ x 8½"; illustrated..... **\$2.50**
- Tape Recorders.** Explains recorder theory, tape characteristics, how recorders work; covers motorboard mechanism, drive motors, volume indicators, bias oscillators, amplifiers, magnetic heads, equalization circuits. 176 pages; 5½ x 8½"; illustrated..... **\$2.75**

### HOWARD W. SAMS & CO., INC.

Order from any Radio & TV Supplier-Wholesaler, or mail to Howard W. Sams & Co., Inc., Dept. 14-E7, 2201 E. 46th St., Indianapolis 5, Ind.

Send books checked above. My (check) (money order) for \$..... is enclosed.

Name .....

Address .....

City..... Zone..... State.....

(outside U.S.A. priced slightly higher)

free

# ALLIED'S 1957 ELECTRONIC SUPPLY GUIDE



## Save on Everything in Kits, Hi-Fi, Electronics

Send for the leading Buying Guide to the world's largest stocks of Electronic equipment, including the great line of Knight-Kits, Hi-Fi equipment, recorders, TV accessories, Ham gear, P.A., test instruments, parts, tubes, tools and Books—all at lowest prices. Write for your FREE copy today.

**356 PAGES**  
packed with value

**ALLIED RADIO**

ALLIED RADIO CORP., Dept. 79-E-7  
100 N. Western Ave., Chicago 80, Ill.

Send FREE 356-Page 1957 ALLIED Catalog

Name \_\_\_\_\_

Address \_\_\_\_\_

City \_\_\_\_\_ Zone \_\_\_\_\_ State \_\_\_\_\_

## ASSEMBLE YOUR OWN

# WALKIE-TALKIE

## RADIOPHONE



for as little as

**\$6.98**

plus accessories

Specifications: 1 to 5 mile range with 18-inch antenna and much more with directional beam antenna. Tunes from 144 to 148 mcs. High level amplitude modulation. Silver plated tank circuit and many other exclusive features assure maximum efficiency and long battery life. Fully portable—no external connections ever needed. Meets FCC requirements for general class amateur license. No minimum age requirement.

The following components are all you need to assemble a complete walkie-talkie as illustrated. Factory wired and tested transceiver chassis complete with special dual tube ..... \$6.98  
High output carbon mike ..... \$1.49  
Miniature mike transformer ..... \$ .98  
Powerful alnico magnet headphone ..... \$1.25  
Strong 16 gauge aluminum case (8"x5"x2") with all holes punched, battery compartment, battery switch plus all hardware and fittings including 18" antenna ..... \$3.98

Uses standard batteries available at your local radio store.

All components except tubes guaranteed for one year.

Include 5% for postage. COD's require \$2.00 deposit

SPECIAL: Limited quantity, brand new Western Electric telephone handsets ..... \$6.98  
Receiver impedance matching transformer for using handset with walkie-talkie ..... \$ .98

All orders immediately acknowledged

**SPRINGFIELD ENTERPRISES**

Box 54-E

Springfield Gardens 13, N. Y.

tuned on its xmsns to Great Britain at 1930-2045 on 9615 kc., and at 1445-1545 on 11,705 or 9850 kc. (33, 208)

**Jamaica**—2QI, *Radio Jamaica*, Kingston, is often noted on 4950 kc. along the eastern seaboard at 1800-2000 with music, news, commercials, and frequent ID. They have English news at 1930. Tune carefully for this if you aren't along the east coast; it has been reported from all over the U.S. (47, 184)

**Japan**—JOB20, Tokyo, 9525 kc., is noted at good level in South American beam at 0400 s/on. Spanish is heard until 0415, Portuguese until 0430. (25)

**Lithuania**—If you can read c.w., here is a chance to log a rare country. LYG, Kaunas,

## SHORT-WAVE CONTRIBUTORS

George Aliman, Jr. (GA) Norwich, Ohio  
David Crockett (DC) Winston-Salem, N. C.  
Tom Conner (TC) Ashland, Ore.  
James Gere (JG) Owasco Village, N. Y.  
Bill Hansen (BH) Chicago, Ill.  
Ronald Hehn (RH) Bozeman, Mont.  
Don Kenny (DK) Pacific Palisades, Calif.  
Walter Maychrovicz (WM) Ashabula, Ohio  
Jacob Schanker (JS) Brooklyn, N. Y.  
David Wolm (DW) Kenmore, N. Y.  
Bill Flynn (7) Berkeley, Calif.  
Chuck Maxant (11) Baldwin, N. Y.  
Francis Welch, Jr. (25) Worcester, Mass.  
Floyd Backus (26) Richmond, Va.  
Bob Knowles (28) San Diego, Calif.  
William J. Currell (33) Toronto, Ont.  
Jerry Saval (47) Revere, Mass.  
R. D. Kimpton (52) Cobourg, Ont.  
Jim Cumbie (54) Sherman, Texas  
Grady Ferguson (59) Charlotte, N. C.  
John Beaver (61) Pueblo, Colo.  
Jim Lothian (62) Hempstead, N. Y.  
Frank Longenecker (66) Hollywood, Calif.  
John Mann (82) Montreal, Que.  
Jack Stephenson (88) Oklahoma City, Okla.  
Roger Legge (100) McLean, Va.  
Ed Kowalski (104) Philadelphia, Pa.  
Bob Jacobs (116) New York, N. Y.  
Tom Thompson (124) Saginaw, Mich.  
Howard Kass (127) Brooklyn, N. Y.  
E. K. Conklin (147) Farmington, Conn.  
J. Art Russell (149) San Diego, Calif.  
Camilo Castillo (150) Panama City, Panama  
Roy Bugden (152) Fort Lauderdale, Fla.  
Arthur Teal (153) Chester, Conn.  
Robert Schwartz (156) Brooklyn, N. Y.  
Albert K. Saylor (158) Quantico, Va.  
Walter Meeuws (163) Nashville, Tenn.  
Tommy Kneitel (167) Rego Park, N. Y.  
Silas Dunn (173) Little Rock, Ark.  
Eugene Simpson (176) Arlington, Mass.  
Steven Beferman (184) Bayside, N. Y.  
Philip Danley (187) Muncy, Pa.  
Danny Ferguson (192) Columbia, S. C.  
David Tabaczyk (202) Auburn, N. Y.  
Christopher Bennion (208) Riverside, Conn.

has a c.w. xmsn most evenings on 5940 and 8502 kc. A report to them was QSL'ed promptly with a prepared card. (167)

**Luxembourg**—*Radio Luxembourg*, 6090 kc., is currently being noted in the east on Sundays at 1500-1900 with no QRM. Programs are beamed to England. They feature "Top Twenty Tunes" from 1800 to 1900 complete with commercials. On other days, this xmsn is badly QRM'ed after 1700 by 4VB, *Radio Commerce*, Haiti. Another xmsn is heard around 0230 with an excellent signal and musical programs. Anmts are in Flemish. (WM, 62, 208)

**Mozambique**—Lourenco Marques is often reported from 9630 to 9638 kc., although a letter from the station states that they are on 9624 kc. The "Cactus Club" can be heard

Always say you saw it in—POPULAR ELECTRONICS



at 2300-2355 with music and commercials. (26, 28, 158)

**Netherlands**—Radio Netherlands, Hilversum, is easily heard in the south on 9590 kc. in the L.A. beam at 1630-1800. On Sundays they have the "Happy Station Program" to the U.S. & Canada at 2130-2300 on 9590 and 11,950 kc. Alternate frequencies are 15,425, 15,365, and 6025 kc. (DW, 54, 150, 152, 173)

**Nicaragua**—Here is a list of stations currently operating in Nicaragua: YNRL, 5045 kc., 75 w., Granada—*La Voz de La Victoria*; YNWW, 5965 kc., 600 w., Granada—*Radio Sport*; YNDG, 5995 kc., 1000 w., Leon—*Radio Colonial*; YNBH, 6016 kc., 400 w., Managua—*Radio Panamericana*; YNLU, 6040 kc., 250 w., Managua—*Radio Managua*; YNOW, 6055 kc., 600 w., Managua—*La Voz de La America Central*; YNEQ, 6065 kc., 400 w., Managua—*La Voz de La Victoria*; YNVP, 6185 kc., 900 w., Managua—*La Voz de Nicaragua*; YNWN, 7312 kc., 150 w., Granada—*Radio Granada*; YNRM, 7602 kc., 500 w., Matagalpa—*Radio Musun*; YNCA, 7753 kc., 150 w., Bluefields—*Radio Atlantico*; YNBX, 7890 kc., 100 w., Granada—*Radio Oriental*; YNMS, 7660 kc., 250 w., Leon—*Radio Philips*. (7)

**Poland**—*Radio Warsaw* is heard well on 6010 kc. in English to N.A. at 2130-2200 and 0030-0100, with news and music. It is dual to 9525 kc. but not heard well there until the late xmsn. It is also noted on 17,800 and 15,120 kc. at 0600-0630 with English news and music. (JG, 104, 153)

**Rumania**—*Radio Bucharest* is being noted

on 11,937 and 9570 at 2200-2230 and 2330-0000 in English to N.A. Music, news and talks make up the program. (DC)

**Surinam**—There will be a new s.w. outlet in Paramaribo on 11,590 kc. which may be in the Commercial Service. Further details are requested. (163)

**Tanganyika**—Dar-Es-Salaam now has a morning xmsn, audible in the U.S. at 2230-0000. (100)

**Tangier**—*The Voice of Tangier*, Br. P.O. Box 219, Tangier, operates as follows: at 0200-0230 and 0500-0900 on 7230 kc.; at 1330-1430 on 9444 kc.; at 0300-0500, 1200-1330, 1430-1530, and 1530-1815 on 9485 kc. *IBRA Radio* operates in English daily at 1615-1645 and on Mondays, Tuesdays, Wednesdays & Fridays at 1300-1315 on 11,515 and 8935 kc. (82)

**United States**—*The Voice of Maritime Labor*, New York, is still being noted on Sundays only at 1120-1135 with a program of interest to shippers & seamen. It is heard on 15,700, 15,850, and 19,850 kc. (104)

**Venezuela**—YVLK, *Radio Rumbos*, Caracas, 4970 kc., is heard at 1800-2230 with an English program, "Supper Club," at 1800-1900. Other programs are in Spanish. Another all-Spanish xmsn is noted over YVMQ, *Radio Barquisimeto*, Barquisimeto, 4990 kc., at 1915-2230. (88, 116)

YVLD, Valencia, is readable on the west coast at 2230/close. (7)

**Yugoslavia**—*Radio Belgrade* has an excellent signal in N.A. xmsn of news and features at 1715-1730 on 6100 kc. (104, 208)

-50-



**NOW!** Take The "Headache" Out of TV Trouble Shooting

# Amazing Handbook Helps You Accurately Pin Point TV TROUBLES IN 10 MINUTES

**SAVES TIME . . .  
MAKES YOU MORE VALUABLE!**


Now for the first time—a practical procedure for spotting the cause of trouble in any TV set—FAST! Overcomes the most difficult, most time-consuming TV trouble shooting problems. There's no guesswork! Quick, simple tests tell you in which of 5 TV set sections to find the cause of the trouble. Fool-proof **Check Charts** help you locate the exact trouble spot at once, from as many as 700 possibilities. Not a book for the "tinkerer" or home owner who tries to fix his own TV set—IT'S A BOOK WRITTEN FOR TV SERVICEMEN TO SAVE TIME AND MONEY. The hours and aggravation it can save you on a single servicing job more than pays for this amazing handbook. Helps you make more money as an expert speedy TV trouble-shooter!

**NEEDED BY EVERY TV SERVICEMAN**

"Pinpoint TV Troubles in 10 Minutes" is one of the most valuable "tools" you can carry on a servicing call. Amazingly practical. Over 300 spiral bound fast reference pages with 50 time-saving Check Charts; dozens of important diagrams and tests; explanations of circuits and designs. Fits easily into your tool kit for handy on-the-job reference. Prepared and backed by the famous Coyne Electrical School.

**COYNE ELECTRICAL SCHOOL**  
Educational Book Publishing Division  
500 S. Paulina St., Dept. 57-PE Chicago 12, Illinois

**BRAND NEW!**



**DOES AWAY WITH  
GUESSWORK!**

**NOTHING LIKE  
IT BEFORE!**

**USE IT ON 7 DAYS FREE TRIAL!**


You must see this sensational new handbook to believe how much time it can save you—how it makes your days more productive and your work easier. Send no money, just the coupon. We'll rush your copy to you on FREE TRIAL. Try it yourself! Then, after 7 days either send only \$3.95 plus postage, or return the book and owe nothing. Take advantage of this no-risk offer NOW!

**MAIL COUPON NOW!**

Educational Book Publishing Division  
COYNE ELECTRICAL SCHOOL, Dept. 57-PE  
500 S. Paulina St., Chicago 12, Ill.  
YES! Rush new TV trouble shooting handbook: "Pinpoint TV Troubles in 10 Minutes" for 7 days FREE TRIAL per your offer.

Name ..... Age .....  
Address .....  
City ..... Zone ..... State .....  
 Check here if you are enclosing \$3.95. We pay postage. 7-day money back guarantee.

# Gear Reduction MOTORS



**DELCO 5069370** (Pictured at left.)  
27 VDC Reversible PM Motor and Gear Assembly. In an aluminum case. Output speed is 80 RPM through a friction clutch to a double shaft— $\frac{1}{4}$ " x  $\frac{3}{4}$ " on one side,  $\frac{1}{4}$ " x  $1\frac{1}{2}$ " on the other side. Complete Assembly Size:  $3\frac{3}{4}$ " x 2" x  $1\frac{1}{2}$ " excluding shaft. Has built-in noise filter system. Weight: 1 lb. 5 ozs. Price..... **\$5.95**

SAME MOTOR as used in above Assembly—Size:  $1\frac{1}{2}$ " x  $1\frac{1}{2}$ " x  $2\frac{1}{4}$ ". Weight: 4 ozs..... **\$3.95**

**General Electric 58A10AJ32**  
27 Volts @ .85 Amp. Gear reduction 145 RPM output on a  $\frac{1}{4}$ " x  $\frac{3}{8}$ " splined shaft. 14 oz. inch torque. Motor size:  $1\frac{3}{8}$ " x  $3\frac{1}{2}$ ". Weight: 8 ozs. (Pictured at right.)  
Price..... **\$4.95**



**General Electric 58A10AJ370**  
Gear reduction 230 RPM  
**\$4.95**

**JOHN OSTER** Shunt Motor B-9-1-27 $\frac{1}{2}$  Volt DC @ .7 Amp. 5600 RPM. Aluminum cased motor and gear assembly. Motor is flange mounted to gear case. Two gear reductions: 22 and 51 $\frac{1}{2}$  RPM on  $\frac{1}{4}$ " x  $1\frac{1}{4}$ " shafts. Size:  $2\frac{3}{4}$ " x 3" x 7". Weight 1 lb. 14 ozs.  
Price..... **\$3.95**

## POWERFUL MAGNETS

As pictured at right—Horseshoe Type—as used with Magnetron Radar Tubes. Ideal for locating hidden metals, lifting and many other uses.



25 lb. Lift—Size:  $2\frac{1}{2}$ " x  $2\frac{1}{4}$ " x  $1\frac{1}{2}$ "..... **\$2.95**

75 lb. Lift—Size: 4" x  $3\frac{1}{2}$ " x 3"..... **\$4.95**

Assorted Magnets—Round and Square.

$\frac{1}{2}$ "-1 lb. .... 3 For **\$1.50**

Address Dept. PE • 25% Deposit on C.O.D. Orders \$5.00 and over. • All prices are F.O.B. Lima, Ohio

# FAIR RADIO SALES

132 SOUTH MAIN ST. LIMA, OHIO

# NAME BRAND TUBES

WRITE FOR STANLEY'S NEW FREE CATALOG

## BRAND NEW PRETESTED TUBES

Individual boxed. 1 year RTMA guarantee.

Type	Price	Type	Price	Type	Price	Type	Price
024	.45	6G6GT	4.00	6A7	.59	7A4	.47
183GT	.79	6J4	2.00	6AB	.59	7A5	.35
1L4	.51	6J3GT	4.00	6AB4	.59	7A6	.47
1L6	.51	6J6	.49	6AF4	.80	7A7	.45
1V4	.57	117	.52	6AD	.70	7A8	.41
1LB4	.66	6K6GT	.49	6AF8	.52	7A8	.46
1LC6	.66	6K7	.40	6AK3	.80	7B7	.42
3D5	.57	6L7	.45	6AL5	.42	7B8	.47
1LE3	.57	7C8	.45	6AL5GT	.70	7C4	.44
1L6S	.57	7F8	.70	6AS5	.50	7C5	.44
1L84	.66	7Y4	.44	6AS5	2.00	19J6	.66
1LNS	.47	12AT6	4.00	6AS5	2.25	19T8	.70
1NSGT	.55	12AT7	.68	6AT6	.40	25A7GT	1.50
1R4	.66	12AU6	.46	6AU5GT	.70	25AV5GT	.90
1R8	.51	12AV7	.38	6AV5	.43	25B0GT	.98
1S4	.59	12AV6	.42	6AV5GT	.75	25C0GT	.41
1S5	.51	12AX7	.83	6AX5GT	.59	25W3	.41
1T4	.51	12AY7	.90	6B6	.50	25Z3	.42
1J5	.50	12BA6	.46	6B6A	.49	25Z6GT	.48
1Y	.82	12B4	.70	6BC5	.50	35A8	.48
1X5A	.62	12BE6	.46	6BE6	.46	35Y4	.40
2D21	1.00	12BH7	.60	6B6G	1.18	35C3	.48
2V3	.80	12BY7	.64	6B7	.61	35L6GT	.48
2X2A	.90	12CY7	.52	6B7	.48	35W4	.39
3D6	.45	12SK7	.47	6S4	.48	35Y4	.40
3E4	.69	12SK7GT	.50	6S7G	.47	35Z3	.41
6B6	.53	12SA7GT	.53	6S7GT	.50	35Z5GT	.39
6B6J6	.49	12SN7GT	.57	6SCT	.50	50B3	.48
6BK5	.70	12SQ7GT	.46	6SQ7	.43	50B5	.43
6B7A	.68	12T4	.54	6S7	.40	50C3	.48
6B8	.59	14A7	.45	6S7GT	.45	50LGT	.48
6BL7GT	.77	14B6	.40	6S7K	.50	117Z3	.37

## BRAND NEW TV PICTURE TUBES

RCA and 10 inch.....	\$10.95	17 inch.....	\$17.95
DUMONT 12 inch.....	\$12.95	19 inch.....	\$20.95
Lic 14 inch.....	\$14.95	20 inch.....	\$20.95
16 inch.....	\$16.95	21 inch.....	\$22.95

Add \$4.00 to above prices for aluminized tubes  
TERMS: FREE POSTAGE on all prepaid continental U.S.A. orders on receiving tubes only. 50¢ handling charge on all orders under \$5. 25% deposit on all COD's. Picture tubes F.O.B. Passaic, N. J. via Hallway Express.

# STANLEY

935 MAIN AVE.

PASSAIC, N. J.

Gregory 1-2498

## Racing Radio

(Continued from page 39)

Florida, recently served as the testing ground for an experimental installation of radio communication between pit crew and stock car race driver. The car was a Chevrolet racing sedan owned by Al Hobbs of Gibsonburg, Ohio. A Vocaline transceiver was bracketed on the transmission hump inside thick slabs of sponge rubber—no internal changes of the transceiver were necessary. A floor switch, on the car's floorboard, controls an externally mounted solenoid over the "Push-to-Talk" switch, and the standard crystal microphone is solidly taped to the sedan's gearshift lever under the steering wheel, only twelve inches from the driver's lips.

Mr. Hobbs' racing stock car is driven by his 22-year-old son, Chuck, who competes in NASCAR (National Association Stock Car Automobile Races) sanctioned races throughout the southern United States. They plan on extending the benefits of radio communication to other stock and modified racing cars of the Hobbs team if this initial installation proves successful. Perhaps in the not too distant future such radio communication will become standard procedure on the stock car racing track.

—William Carroll

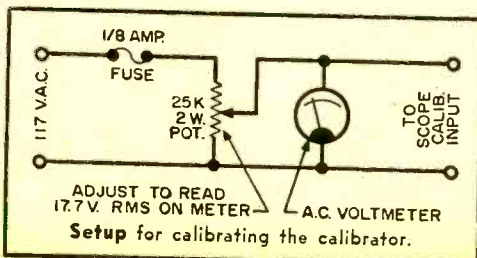
## Oscilloscope Calibrator

(Continued from page 57)


oscilloscope gain for ten boxes of deflection. When switch  $S_2$  is placed in the 0.5-volt peak-to-peak position, the deflection should be one-half box if the divider is accurate.

During actual use of the calibrator, the unit is left connected to the vertical input of the oscilloscope and the signal waveforms under observation are fed into the input terminals of the calibrator. With the switch  $S_1$  in the scope position, the oscilloscope input terminals are merely transferred to the input terminals of the calibrator.

**Using the Calibrator.** To measure the voltage of a waveform being fed into the oscilloscope, use a reverse procedure to



# ELECTRONIC EXPERIMENTER'S HANDBOOK



Compiled by the Editors of  
POPULAR ELECTRONICS

## HOBBYISTS ... EXPERIMENTERS!

### LEARN HOW TO BUILD:

- Your Own AM Hi-Fi Tuner
- Thermistor Fire Alarm
- Electronic Gardening Gadgets
- A Device That Kills TV Commercials
- Electronic Toys
- Geiger Counter
- Transistorized Light Meter
- Your Own Lie Detector
- PLUS DOZENS OF OTHER HANDY, EXCITING  
ELECTRONIC DEVICES

BUY YOUR COPY OF THE  
**ELECTRONIC EXPERIMENTER'S HANDBOOK**



ON SALE NOW  
AT YOUR FAVORITE NEWSSTAND! PRICE: \$1.00

ZIFF-DAVIS PUBLISHING COMPANY, 366 MADISON AVENUE, NEW YORK 17, N. Y.

**LEARN**

## RADAR MICROWAVES TRANSMITTERS

## CODE TV RADIO

**Phila. Wireless Technical Institute**  
1533 Pine St. Philadelphia 2, Penna.

A Non-Profit Corp. Founded in 1908  
Write for free catalog "P"

### 2 WAY PORTABLE RADIO SET

**SENDS—RECEIVES UP TO 10 MILES AS SHOWN**  
with built-in antenna or hundreds of miles with outside antennal  
Works on 80 and 40 meter (Novice) amateur radio bands—also  
Aircraft and overseas broadcast (3 to 8mc). **PORTABLE SELF-  
CONTAINED POWERED WITH STANDARD PORTABLE RADIO  
BATTERIES. NO AC PLUG-INS NEEDED!** Take it with you every-  
where you go—on trips, vacations, camping—Keep in contact with  
home, friends. Has 5 watt crystal controlled transmitter—Sensit-  
ive Regenerative Receiver. Send/Receive switch.  
Wt. only 3 lbs. Size, only 6"x4"x4". **TESTED  
—PROVEN—SIMPLIFIED—PRACTICAL—Full in-  
formation given on quick easy to get license.**

**SEND ONLY \$3.00** (bill, ck, mo) and pay post-  
man \$11.95 COD postage  
on arrival or send \$14.95 for postpaid delivery.  
Complete kit includes all parts; tube, coils, plas-  
toid cabinet, easy instructions. (Set of batteries  
—\$2.75; crystal \$1.25). **COMPLETELY WIRED  
AND TESTED POSTPAID \$19.95.** A regular  
\$49.95 value—Order now before price goes up.  
**GUARANTEED—AVAILABLE ONLY FROM:  
WESTERN RADIO DEPT. BNE-3 KEARNEY, NEBR.**



## ENGINEERING DEGREE IN 27 MONTHS

**INDIANA TECHNICAL COLLEGE**

B. S. Degree, Aeronautical, Chemi-  
cal, Civil, Electrical, Mechanical,  
& Electronic Eng. (inc. Radio &  
TV) B. S. degree in 36 mo. in Math.,  
Chem., Physics. Prep. courses.  
Low rate. Earn board. Large in-  
dustrial center. Students from 48  
states, 21 countries. Demand for  
grads. G. I. approved. Enter June,  
Sept., Dec., March. Catalog.  
2357 E. Washington Boulevard  
Fort Wayne 2, Indiana

## TAPE RECORDERS

**Tapes—Accessories**  
Nationally Advertised Brands  
**UNUSUAL VALUES**  
Send for Free Catalog

**DRESSNER**  
69-02 FA-174 St.  
Flushing 65, N. Y.

**MERITAPE**  
Low Cost, High  
Quality Record-  
ing Tape—in  
boxes or cans.

## INVENTORS


Send for  
**PATENT INFORMATION**  
Book and  
**INVENTOR'S RECORD**  
without obligation

**GUSTAVE MILLER**  
57-PE WARNER BUILDING  
WASHINGTON 4, D. C.

**REGISTERED PATENT  
ATTORNEY**  
ASSOCIATE EXAMINER  
U. S. PAT. OFF. 1922-1929  
Patent Attorney & Advisor  
U. S. NAVY DEPT. 1930-1947  
**PATENT LAWYER**

## ROAD TO RICHES

You can be the next uranium mil-  
lionaire! Government guarantees  
huge bonus! PRI instruments from \$29.95.  
See your local dealer today! **FREE CATALOG!**  
Write PRI, 4223PT W. Jefferson  
Los Angeles 16, California  
**DEALERS WANTED**



that of the calibration just described. To measure a peak-to-peak voltage, first calibrate the screen of the oscilloscope in terms of volts with the calibrator. This is done by placing switch *S1* in the *cal.* position. Then set switch *S2* to one of the voltage settings on the calibrator. For our discussion, let's use the 10-volt position.

Adjust the vertical gain of the oscilloscope to produce a signal of a specific number of boxes on its face. If you make the calibrator signal ten boxes high, then each box on the oscilloscope face will represent one volt. If you adjust the oscilloscope vertical gain so that a 10-volt calibrator output is only one box high, then ten boxes on the oscilloscope face will represent one hundred volts. Thus, it can readily be seen that the three ranges included in the calibrator will cover any voltage normally encountered with the oscilloscope.

## Sound Impressions

(Continued from page 61)

ven throws music at you in massive chunks that can emotionally bowl you over if you listen attentively.

Try his *Seventh Symphony* as recorded on Angel 35330 by Otto Klemperer conducting the Philharmonia Orchestra. This performance carries the composer's moods from the depths of tragic utterance and loneliness to flights of wild exuberance. Pervading the whole is the driving, almost compulsive sense of urgency that represents the joining of Beethoven's own personality to the rhythmic quality of the music. This is one piece that doesn't ask you to listen; it *tells* you to. The disc itself proclaims the music with tremendous dynamic range and convincing acoustics. Musically and technically, this is a big and full record. A giant speaks.

**Lush Rapture.** By the time of the Civil War, composers had learned some tricks that later won this period the name of "the romantic era." Slick harmonies slithered from key to key, giving you that aching, longing kind of feeling that makes music "sweet." Orchestration changed: instead of having choirs like strings, brass, and woodwinds always together like platoons on the parade ground, the romantic composers often let single instruments murmur mysteriously, wail plaintively, or sing out triumphantly against their massed companions.

Tschaikowski blended these tricks into deeply personal and genuinely felt music of compelling sweep and passion. Even at first hearing, his music carries you along in an avalanche of rich-hued sound. West-

minster's version of his *Fifth Symphony* (XWN 18355) is the unbelievable ultimate in vibrant hi-fi, and conductor Rodzinski wrings out music for the last drop of blood. Play it loud, and it'll wring you, too.

Brahms, contemporary with Tchaikowski, had the same harmonic and orchestral tools to work with. Yet he disdained emotional rampage and used the new musical devices for more austere and contained expression. Try his *Fourth Symphony* as done by the Vienna Philharmonic under Kubelik on London LL 1485. Its beauties don't jump at you, but they'll come out after a few playings.

**Bridge to Present.** In Gustav Mahler's music, we find a bridge from the past to our own time. Still richly melodious in the old tradition, his music already throbs with the nervous tension of modern life. He uses a huge orchestra to build cunning "sound effects" ranging from hushed and breathless whispers to strident caricature or majestic climax.

Mahler's *First Symphony*, played under Rodzinski on Westminster XWN 18014 or under Bruno Walter on Columbia 5SL-218, is a rich lode for your musical digging and tailor-made for audio.

**Here and Now.** Much of today's music is frankly experimental and often falls harshly on ears unused to dissonance. Yet there are some living composers with a knack for making modernism inviting even to novice listeners. Full-fledged sympho-



The hi-fi bug, a highly virulent germ, scored a stinging bite on Mr. Magoo, the famed motion picture star. The event and its dreadful consequence (see illustration above) were duly recorded by RCA Victor (*Magoo in Hi-Fi* LPM-1362). Timid souls may suffer magoospimples from overdoses of this disc but will recover quickly by listening to the soothing *Mother Magoo Suite* on the flip side, where they encounter *Sheepish Bo-Peep* and find *The Little Miss Muffed It*. But *Very Contrary Mary* is real pretty and full of hauntingly modal chords.



# 20 YEARS OLD!

He's already an

## ELECTRONICS ENGINEERING DESIGNER

Out of high school just 2 years ago, this young man has already started a fascinating, highly rewarding career in electronics engineering. No matter whether you are now 18 years old—or 28—a 26-month Embry-Riddle education will prepare you for a quick start in this lucrative professional field.

Electronics Engineering Design course concentrates on essential technical studies and practical projects. With the aid of top flight Embry-Riddle instructors you'll master many absorbing fundamentals—Microwaves and Radar, Servomechanisms, Industrial Electronics and Television, to mention a few of the subjects.

The demand for trained engineers is greater than the supply—and will be for years! So take the first step now—mail this coupon. And remember, study and play in Miami's perfect year-round climate is stimulating and exciting.

FOUNDED 1926



Training Authorized under G.I. Bills

**SCHOOL OF AVIATION**

MAIL THIS COUPON TODAY

DEAN OF ADMISSIONS Dept. 47

Embry-Riddle School of Aviation, Miami 30, Florida

Without obligation, please send FREE and postpaid full particulars.

- ELECTRONICS ENGINEERING DESIGN  
 AERONAUTICAL ENGINEERING DESIGN

Name ..... Age .....

Address .....

City ..... State .....

I am a (check one)  Veteran  Non-Veteran

# ELECTRONICS MADE EASY



New Popular Mechanics Book  
**SENT FREE**  
For 10-Day Reading Trial!

Ideal for the beginner who wants to enter electronic field

Explains in simple language exactly how radio tubes work; how radiosignals are transmitted and received; how sound is amplified; how to convert old radios into useful electronic equipment; how to read diagrams and follow them! Actually shows you step by step how to build your own Hi-Fi, transistor radio, intercom, record player... many other "do it yourself" projects. Written by Popular Mechanics Electronics Editor Lothar Stern. Saves you many dollars — at the same time training you for the fascinating, profitable world of electronics. Rush coupon for NO RISK TEN-DAY FREE Reading Trial. **SEND NO MONEY** now — after 10 days either return the book and mark bill "cancelled" or send only \$2.95 plus 26c shipping. Or send \$2.95 now and we pay postage. Same return privilege.

**Make — Hi-Fi Set**  
Transistor Radio  
Short Wave  
Converter  
Other Projects!

**POPULAR MECHANICS PRESS, Dept. J-5**  
200 E. ONTARIO STREET - CHICAGO 11, ILLINOIS

**POPULAR MECHANICS PRESS, Dept. J-5**  
200 E. Ontario St., Chicago 11, Ill.

Rush "ELECTRONICS MADE EASY" on 10-day reading trial. I will either return book after 10 days or remit full price of \$2.95 plus 26c shipping. (Or send \$2.95 with order and we pay postage — same return privilege.)

Name \_\_\_\_\_  
Address \_\_\_\_\_  
City \_\_\_\_\_ Zone \_\_\_\_\_ State \_\_\_\_\_

## AMAZING NEW "LIFETIME" RADIO



**REALLY WORKS—FOR LIFE!**

**GUARANTEED TO WORK FOR YOUR LIFETIME!** USES NO TUBES, BATTERIES OR ELECTRICAL PLUGS. Never runs down! SMALLER THAN A PACK OF CIGARETTES! RECEIVES LOCAL RADIO STATIONS MOST ANYTIME ANYWHERE WITHOUT EXTRA ANTENNA. Uses proven crystal diode Hi-Q Tuner—Built-in Speaker-Phone. Beautiful black gold plastic case.

**SEND ONLY \$2.00** (bill, ck. no.) and pay postman \$4.99 COD on arrival or send \$6.99 for postpaid delivery. **SENT COMPLETE READY TO LISTEN—NOTHING EXTRA TO BUY!** EVER! Aerial kit included free for distant stations. Available only from:

**MIDWAY COMPANY DEPT. WPL-5 KEARNEY, NEBR.**

## CABINET MAKING



**LOW COST HOME TRAINING COURSE FOR BEGINNERS & ADVANCED CRAFTSMEN**

Make money. Learn skills and secrets of fine woodworking and tool use. Professionally prepared shop method training tells and shows how. Covers everything. Easy to master.

Write for **INTERSTATE TRAINING SERVICE**  
Free Booklet **DEPT. F-95 PORTLAND 13, OREGON**

## YOUR F. C. C. LICENSE

**GUARANTEED PREPARATION**

Get Your License by the Easy Emig Method—Paced at Your Speed—Study Time at Your Convenience.

Write Now For Free Information

**EMIG SCHOOL OF ELECTRONICS**

4902 SUNSET BLVD. HOLLYWOOD 27, CALIF.

nists of this kind are Dmitri Shostakovich and Ralph Vaughan-Williams.

Shostakovich's youthful *First Symphony* was handed in as a sort of "term paper" for his graduation from music school. Its durable freshness, witty and hard-biting satire, and the undisguised fervor of its often bitter feeling make it one of the most popular symphonies written in our own time. Soaring strings, full-throated brass and snarling drums ring out convincingly in the Angel recording (35361) by the French National Radio Orchestra under Igor Markevich, while nose to nose in the Shostakovich hi-fi race is Westminster's XWN 18293 with Howard Mitchell conducting the National Symphony Orchestra of Washington, D. C.

Ralph Vaughan-Williams is one of the few living composers who can express the tensions of our age and yet instill in his music a feeling of quiet repose. His *Sixth Symphony*, for instance, was written in recollection of the London blitz with the city under the terrible, random rain of bombs. Anger and agony flare in this music, but yield ultimately to a pervasive calm that bespeaks the inner peace of brave men who, having come to terms with life, can fight for it to the death. The symphony celebrates the human spirit rising above the hell of war. Adrian Boult projects this work with force and dignity in a technically matchless recording on London LL 976.

Such music is more than mere entertainment, for it demands of the listener the vigorous exercise of heart and mind. You don't just sit back and let the music pass by. To get the most out of a symphony, you have to go out mentally and emotionally to meet it half-way. Sure, it takes a bit of concentration, but so does every activity sufficiently worthwhile to absorb you and reward you completely.

Each of the records listed here is a stand-out... a beacon light in the realm of music. As such, its purpose, besides casting its own light, is to steer your symphonic safari toward the many exciting "discoveries" that lie between and beyond these musical landmarks.

-30-

### After Class

(Continued from page 81)

operate satisfactorily on 10 microamperes will run for a minimum of five years with absolutely no attention.

The atomic cell functions well over wide temperature ranges from boiling heat to bitter cold. This feature could make the battery valuable for use in high-altitude

rockets and missiles or deep-space meteorological survey gear. At 200° below 0° F, the cell has a little better output than at room temperature. Used in conjunction with telemetering equipment, it could provide power for years for units dropped into remote polar regions or used in oceanographic studies. It is believed that the cost of promethium—which is now prohibitive commercially—will soon be reduced by the current expansion program in the atomic energy field.

**Indium Cell.** What of other microcells? One of the more recent and promising developments in the chemical (rather than atomic) battery fields is the indium cell. Indium, a relatively rare metal, has shown itself to be excellent battery material when properly combined with other chemicals.

The indium cell shown below is characterized by high reliability, long life, zero leakage over the period of its entire life, and the absence of swelling or other dimensional changes. It provides about 1.15 volts compared to 1.35 volts for the mercury cell and has a capacity of approximately 120 milliamperes-hours, enough energy to operate a #47 panel lamp for about three-quarters of an hour. Thus, the small cells now in production, intended for use with electronic wrist-watches, have a capacity per

unit volume which is at least 125% that of comparable mercury cells.

So—there again go any illusions we may have about atomic engines or battery-powered automobiles for the common man. But the ice has been broken; there is an atomic battery in operation! There is a button-size chemical battery which will run a wrist-watch for a respectable period!

-30-

### Kit Builder's Korner

(Continued from page 70)

It has d.c. current ranges of 0-100 microamperes and 0-250 milliamperes. Two db scales are calibrated: -20 to +10 db, and -8 to +22 db. Finally, ohmmeter ranges of 0-5000, 0-500,000 and 0-5,000,000 ohms are provided.

The most interesting feature of the kit is the fact that it is partially assembled. Much of the most difficult work is already completed, thus simplifying considerably the final assembly of the instrument. You'll also like the use of a small clip for the ohmmeter batteries.

**Comment.** The instrument assembles without difficulty, works nicely, seems fairly rugged, and has ample accuracy for most practical work. The meter face is large,

# 40¢ FOR ANY TUBE

WE WILL NOT BE UNDERSOLD

**We Have OVER 1000 USED TV SETS**

At All Times in Our Huge Warehouse. Buy one or more of these WORKING TV's to sell or use as your own second set! All sets in GOOD WORKING condition. Your Choice—Console or Table Model.

10" ..... \$23.00	19" ..... \$58.00
12" ..... \$28.00	20" ..... \$64.00
14" ..... \$33.00	21" ..... \$72.00
16" ..... \$40.00	24" ..... \$99.00
17" ..... \$46.00	

When ordering TV's, state whether table model or console is desired. Also preference on make of set. All TV's sent railway express P.O.B. Newark. On any quantity WIRE or CALL today!

PROMPT SHIPMENT OF ALL ORDERS!

**FREE BONUS ANTENNA GIVEN WITH ANY TV SET ORDER!**

SEND for our FREE complete TUBE & PARTS LIST and order blank.

FREE POSTAGE in U.S.A. and Territories on orders over \$5.00. 25c handling charge on orders under \$5.00. 25% deposit required on C.O.D.'s. Please send appropriate postage or freight on Canadian and foreign orders. Subject to prior sale.

**DON'T PAY MORE FOR SET TESTED LONG LIFE DEPENDABLE HI-FI RADIO & TV TUBES • BUY VIDEO • INDIVIDUALLY BOXED—ALL GUARANTEED FOR ONE YEAR OR YOUR MONEY BACK WITHIN 5 DAYS—37.00 Per Hundred**


Some Standard Brand—Others With Famous VIDEO Brand

0A2	2X2	6AC7	6BK5	6SQ7	7F8	12V6GT
0A3	3A4	6AG5	6BK7	6SH7	7N7	12X4
0A4	3A5	6AF4	6BM6	6SJ7GT	7Q7	14A7
0B2	3AL5	6AH4GT	6BL7GT	6SK7GT	7Y4	14B6
0C3	3AU6	6AK5	6BQ6GT	6SL7GT	7Z4	14Q7
0Z4	3BC5	6AL5	6BQ7	6SN7GT	7A6	19B6GT
1A7GT	3CB6	6AM8	6BY5Q	6SQ7	12AH7GT	19T8
1B3GT	3Q4	6AN4	6BZ7	6S57	12AT6	24A
1C7G	3Q5GT	6B5	6C4	6S77	12AT7	25AV5GT
1F4	3S4	6AQ5	6C86	6S8	12AU6	25B6GT
1H4	3V4	6AQ7GT	6CD6G	6U4GT	12AU7	25CD6G
1H5GT	4B27	6AS5	6CF6	6U7G	12AV8	25CU6
1J6GT	4B97	6AS7G	6C86	6U8	12AV7	25L6GT
1L4	5AM8	6AT6	6CU6GT	6V3	12AX4GT	25W4GT
1L6	5AN8	6AU4GT	6E5	6V6GT	12AX7	25Z6GT
1L6G	5AQ5	6AUSGT	6H6GT	6W4GT	12AZ7	35L6GT
1LC5	5AT8	6AV8	6J4	6W6GT	12B4	35W4
1LH4	5AW4	6BV5GT	6J5GT	6K4	12BA6	35Y4
1LNS	5AZ4	6AV8	6J6	6K5GT	12BE6	35Z3
1N5GT	5J6	6AK4GT	6K6GT	6L8	12BH7	35Z5GT
1S4	5T4	6BA6	6L6	6Y6G	12BY7	50A5
1S5	5T8	6AK5GT	6N7GT	7A5	12C6	50B5
1U4	5U4Q	6B4	6S4	7A7	12S47	50C5
1U5	5V4G	6B6	6S7G	7B5	12G7	50L6GT
1V2	5V6GT	6B5	6S7	7B7	12H7	80
1X2	5Y3	6B6GQ	6S7Y	7C5	12SJ7GT	117N7GT
2A7	5Y4G	6B86	6SCT	7C6	12SK7	117P7GT
2D21	6AB4	6B86	6SF5	7C7	12SN7GT	117Z3
			6SF7	7F7	12SQ7	

**FREE RCA "CHEATER" CORD GIVEN WITH ANY TUBE ORDER OF \$7.00 OR MORE! PROMPT SHIPMENT OF ALL ORDERS.**

## VIDEO ELECTRIC COMPANY

79 CLINTON PL. NEWARK, N. J. Phone Humboldt 4-9848



**\$13.95\* radio kit**  
**by Packard-Bell**

AN AMAZING VALUE, IN  
 CHOICE OF CLEAR PLASTIC OR IVORY CABINET

The famed Packard-Bell 5R1 in an exciting new kit perfect for student instruction in electronics. Powerful 5-tube superheterodyne circuit. Everything included: tubes, wiring diagrams, complete parts layout sheets. \$13.95\*, plus \$1.50 for postage and handling. Add 4% tax in Calif. Write for free illustrated catalog on other kits.

**ELECTRONIC KITS SUPPLY CO.**

Dept. PE-5, 1727 Glendale Blvd., Los Angeles 26, Calif.

**YOUR COPIES OF**

**POPULAR  
 ELECTRONICS**

**ARE VALUABLE!**

**Keep them neat...clean...**

**Ready for INSTANT REFERENCE!**

Now you can keep a year's copies of POPULAR ELECTRONICS in a rich-looking leatherette file that makes it easy to locate any issue for ready reference.

Specially designed for POPULAR ELECTRONICS, this handy file—with its distinctive, washable blue Kivar cover and 16-carat gold leaf lettering—not only looks good but keeps every issue neat, clean and orderly.

So don't risk tearing and soiling your copies of POPULAR ELECTRONICS—always a ready source of valuable information. Order several of these POPULAR ELECTRONICS volume files today. They are \$2.50 each, postpaid—3 for \$7.00, or 6 for \$13.00. Satisfaction guaranteed, or your money back. Order direct from:

JESSE JONES BOX CORP., DEPT. PE  
 Box 5120, Philadelphia 41, Pa.  
 (Established 1843)

calibrations are fairly easy to read, and the knife-edge pointer permits readings with good accuracy. Thus, the KT-20 is a valuable instrument and represents a good buy, whether purchased in kit form or as a factory-assembled instrument.

Our personal preference would be for an additional current range or two. This is not especially critical, but more current ranges would be handy for some types of work. In addition, the ohmmeter batteries used, though of standard types, might not be available in all localities . . . again, our personal preference would be for standard penlite cells in place of the shorter version used.

-50-

**Transistor Topics**


(Continued from page 90)

triodes. Commercially available units have operating frequencies up to 250 megacycles. Currently, junction tetrode transistors are available from General Electric, Germanium Products, and Texas Instruments.

Your columnist has just completed the design, construction and test of an FM "wireless microphone" using a single G.E. junction tetrode transistor and operating at approximately 100 megacycles. With a six-volt battery, the unit could be picked up at 15 to 20 feet from a low-sensitivity table model FM receiver using the oscillator's coil radiation alone . . . *no antenna!*

The second base connection in the tetrode can be used for signal insertion if necessary. For example, one r.f. signal can be applied to the "conventional" base lead, another signal to the second lead, and the tetrode used as a *mixer* or *converter*.

**New Manual.** General Electric has issued a new *Transistor Manual*. A 64-page booklet, it includes information on basic semiconductor theory, transistor specifications and body outlines, definitions, and a good selection of circuits. It sells for fifty cents (50¢) and is available through all



Allied Radio's "10-Circuit Transistor Lab Kit."

Always say you saw it in—POPULAR ELECTRONICS





Now You Can **TEST CONDENSERS** In Your Set

And Selenium Rectifiers UNDER WORKING CONDITIONS



- Quickly, Accurately Checks:
- Paper, Mica, Ceramic Capacitors
  - Electrolytics
  - Continuity
  - Flashbulbs
  - Selenium Rectifiers
  - AC/DC Voltages
  - NOT A KIT

**\$9.95** postpaid, net. Complete, ready to operate.  
**10-DAY MONEY BACK GUARANTEE!**  
**FREE** Set of leads with each CAPACITEST for Limited Time!

**CAPACITEST 2**, with thousands already in use, is an im-avoid call-backs and save you time and money. Tests Selenium Rectifiers! Checks condensers at 150 V., the approx. working voltage in radio or TV sets. Meters won't give this type of check since applied voltage is 20 V. or less. Accurately, quickly shows open, shorted or intermittent capacitors and leaky electrolytics. Compact: 4"x4"x2", Lightweight, for bench or tool kit.

Order direct from mfr. Send \$3 deposit with C.O.D.'s. Save PP & COD fees. Send \$9.95 & we'll pay postage. **The BARJAY Co.** 145 W. 40 St., New York 18, N. Y.

## GARAGE DOOR OPENER

Actuator Mechanism **\$24.50**

**EASY TO INSTALL, SAFE, RELIABLE**

WRITE for interesting free information . . . TODAY

**P. E. HAWKINS CO.**  
 631 Prospect Dept. PE Kansas City 24, Mo.

## TRANSISTORS

### 2 for \$1.00

CK 718

- Save dollars on experimenting by using quality surplus p-n-p audio transistors.
- Receive our regular customer bargain flyer by mailing your just-acquainted order today.

**THE RESEARCHER**  
 P. O. BOX 175 N. DAYTON STATION  
 DEPT. P DAYTON 4, OHIO

CK 718

VHF Explorers Receiver	24.50
All-band Preselector	22.00
Electronic Banjo	10.75
Transistor Portable	24.50
SWL's Ant. Peaker	8.50
Proximity Detector (Capacity Relay)	18.50

## KITS

Also complete kits for projects featured in this magazine each month—write for prices.

**ALGERADIO ELECTRONICS CO.**  
 236 N. Franklin St. Hempstead, N. Y.

**HOW TO BE THE HAPPIEST CREATIVE ENGINEER IN CALIFORNIA**

Engineers (E.E., M.E., Mfg., Sales) can have the kinds of jobs that creative men dream about. Top salaries and benefits. Suburban locations in Fullerton, Newport Beach, Richmond, or Palo Alto.

Write Beckman Instruments, Inc., 2999 W. 6th Street Los Angeles 5, California. Ask for Career File #92-E

## GET INTO ELECTRONICS

Train for best technical positions in a Top-flight school. Specialize in missiles, computers, radar, communications, industrial electronics, color TV, automation. Excellent program in theory, laboratory, mathematics. Major firms select our graduates as tech. reprs., field engineers, specialists. Associate degree granted. 21 months' program. High school or equivalent required. Catalog.

**VALPARAISO TECHNICAL INSTITUTE**  
 DEPT. PE VALPARAISO, INDIANA

sensitive and sells for \$42.50 ready to operate, and as a kit for \$29.75.

For those who prefer a separate receiver, rather than a converter, there are several available. One is the Hallicrafters S-102, which sells for \$59.95. It is approximately comparable in performance on 2 meters to that of an S-38D on the lower frequency bands.

From all of these figures, it can be seen that getting on 2 meters is not fearfully expensive. You might note that a good part of the slightly increased cost of the transmitters is invested in the modulation equipment, because practically all 2-meter contacts are made on phone. Also, it is worth mentioning that the slightly lower power rating of the 2-meter transmitters mentioned compared to the power of a typical, Novice c.w. transmitter is of little importance. Fifteen watts on "2" will do as good a job as 50 watts on the lower frequencies.

A 38"-long, 1/4"-diameter rod, cut in half and fed in the center via a 50 to 75 ohm transmission line or a 38" folded dipole fed with 300-ohm feed line, as described in the booklet "How To Become a Radio Amateur," is a satisfactory antenna for many contacts. However, the improvement obtained from even a small beam makes a beam highly desirable. One can be purchased for a few dollars or constructed from data in the *Radio Amateur's Handbook* to increase your effective transmitted power four to ten times and still be smaller than many TV antennas.

In the above discussion, certain pieces of commercial equipment were mentioned. Any amateur parts catalog will list other pieces of equally useful 2-meter gear. Home-built equipment also works well. A complete 2-meter station is described in the booklet "How To Become a Radio Amateur." Data on 2-meter transmitters, antennas, and converters, and how 2-meter signals are propagated, are available in the v.h.f. chapters of the *Handbook*.

**Conclusions:** Two-meter operation is not for all amateurs, any more than is 15-meter c.w. or 75-meter phone. In general, it has the most to offer to hams who like phone operation and who live in or near the larger cities—so that there will be enough stations in range to work without having to depend upon special conditions to extend the normal range of the band. Two meters also has much to offer the ham, no matter what his location, who is more interested in experimenting with antennas and equipment than in making contacts.

### News and Views

To the information given in the February, 1957, *Transmitting Tower* on obtaining a WAS (Worked All States) certificate by sub-

mitting proof of 2-way contact with each of the 48 states to the American Radio Relay League, Inc., **F. E. "Ed" Handy, W1BDI**, ARRL Communications Manager, adds a suggestion. Too many applicants fail to receive their certificates on the first attempt because of insufficient evidence. Usually, they submit 48 cards, but they accidentally include two cards from one state and none at all from another. Ed suggests preparing a list of the states in alphabetical order and filing your QSL (confirmation) cards in the same manner for easy cross-checking. ARRL absolutely will not issue a WAS certificate without written proof of each claimed contact, although a District of Columbia contact counts as a contact with Maryland.

**Dave, KN2VJO**, now employs the NC-33 he formerly used as his SWL receiver as a CON-ELRAD monitor by tuning it to a local broadcast station while he is on the air. If his keying has sounded rather bad lately, he asks: "Ever try to send code while listening to Elvis?". . . **Gerald, KN4LXT**, operates a Globe Chief 90 running 85 watts on 40 and 15 meters into a 40-meter folded dipole. In 45 days on the air, he has worked 26 states in all call areas, including five KN6's on 40 meters. He also raised some foreign DX, but his nervousness prevented him from making the contacts. Before getting his Novice license, KN4LXT had a 76% return on SWL cards to amateurs!

**Larry, KN4JNM**, uses an AT1 transmitter and a Space Spanner receiver, with a Windom antenna about 30' high. In a month on 80

meters, he has worked 29 states and one VE call area, with all but one state confirmed. Best DX is Nevada. . . **Gil, WN1NZY**, got on the air last September with a home-built 25-watt rig, full of bugs. New York was his best DX. Now, he has a Globe Chief running 75 watts. His antenna is a folded dipole, his receiver an S-53A with a Q-Multiplier added, which helps when interference is bad. Gil operates every morning between 2:30 and 4:00 a.m. and he has 20 states worked. . .

**Eddie, WN3JYM**, (17), has worked 24 states, 22 confirmed, in six weeks of operation on 40 meters. He uses a Globe Chief transmitter running 75 watts, and his receiver is a Heath-kit AR3 with Q-Multiplier\*, although he used a Space Spanner for a few weeks with good results. Eddie suggests that many Novices could study proper operating procedures with profit. He offers to help anyone obtain his license between looking for 6's and 7's.

**Buddy, KN4KQI**, uses an AT1 transmitter, feeding a 66' doublet, and an HQ-129X receiver. In five months on the air, he worked 19 states on 40 meters. He now has his 15-meter beam finished and will undoubtedly be on 15 by the time you read this. . . **Mike, KN2VXE**, works 40 meters only, because his surplus BC-455B receiver tunes only that

\* Speaking of the Q-Multiplier, it seems that the 7-henry, 15-ma. filter choke, *CHI*, used in the power supply in my article entitled "Use a Q-Multiplier" (*POPULAR ELECTRONICS*, May, 1956), is hard to locate in dealers' stocks. Any small filter choke of 7 henrys or more inductance and a current rating of 40 or 50 ma. may be substituted for it.



## BUILD YOUR OWN AMATEUR TRANSMITTER!

... FROM ONE OF THESE 3 FEATURE-PACKED KITS!

NOW THAT YOU'VE GOT YOUR NOVICE TICKET WHICH TRANSMITTER ARE YOU GOING TO BUY?

I WANT THE 50 WATT VIKING 'ADVENTURER' KIT--THE SAME TYPE TRANSMITTER USED TO EARN THE FIRST NOVICE WAC!

THAT'S A GOOD CHOICE! IT'S TVI SUPPRESSED--WORKS ALL BANDS 80 THRU 10--AND LOADS MOST ANY ANTENNA, TOO!

I'M SOLD ON VIKING GEAR--BUT WHAT TRANSMITTER ARE YOU GOING TO BUY?

I WANT EITHER THE "RANGER" OR "VALIANT". BOTH ARE BAND-SWITCHING 160 THRU 10--AND OPERATE BY BUILT-IN VFO OR CRYSTAL CONTROL! BOTH ARE EFFECTIVELY TVI SUPPRESSED AND HAVE HIGH EFFICIENCY PI-NETWORK OUTPUTS!

WHAT'S THE DIFFERENCE?

THE "RANGER" RATES AT 75 WATTS CW INPUT... 65 PHONE.. THE "VALIANT" IS RATED AT 275 WATTS CW AND SSB\*. 200 PHONE. BOTH FEATURE TIMED SEQUENCE KEYING, AND THE "VALIANT" HAS SPEECH CLIPPING, MODULATION LIMITING, AND "PUSH-TO-TALK."

HERE'S ANOTHER FEATURE, BOYS. BOTH THE "RANGER" AND THE "VALIANT" MAY BE USED TO DRIVE ANY OF THE POPULAR KILOWATT TUBES--NO CHANGES REQUIRED TO SWITCH FROM TRANSMITTER TO EXCITER OPERATION.

\* P.E.P. INPUT WITH AUXILIARY SSB EXCITER.



"ADVENTURER"  
Kit...\$54.95 Net

"RANGER"  
Kit...\$214.50 Net  
Wired...\$293.00 Net



"VALIANT"  
Kit...\$349.50 Net  
Wired...\$439.50 Net

● GET THE FULL STORY ON THESE 3 GREAT TRANSMITTERS--

WRITE TODAY

E. F. JOHNSON COMPANY  
3006 Second Ave., S. W., Waseca, Minnesota

Please send me a copy of your most recent amateur catalog.

Name \_\_\_\_\_  
Address \_\_\_\_\_  
City \_\_\_\_\_ State \_\_\_\_\_

# Shrinks Hemorrhoids New Way Without Surgery

Science Finds Healing Substance That  
Relieves Pain—Shrinks Hemorrhoids

For the first time science has found a new healing substance with the astonishing ability to shrink hemorrhoids and to relieve pain—without surgery.

In case after case, while gently relieving pain, actual reduction (shrinkage) took place.

Most amazing of all—results were so thorough that sufferers made astonishing statements like "Piles have ceased to be a problem!"

The secret is a new healing substance (Bio-Dyne\*)—discovery of a world-famous research institute.

This substance is now available in *suppository* or *ointment* form under the name *Preparation H\**. Ask for it at all drug counters—money back guarantee.

\*Reg. U. S. Pat. Off.

MAKE SURE, SAFE  
**INSULATED**  
Electrical Connections

With The New

## SUPER ChAMP Hand Tool

The ONE Tool for ALL Wire Sizes used in Home Wiring, Appliances, Automobiles.

CUTS Wire—STRIPS Wire sizes #22-#10  
CRIMP Solderless Terminals and Connectors without solder or tape for safe connections  
—SHEARS Bolts and screws without damaging threads—no filing or hack sawing.



ORDER DIRECT—USE COUPON

Satisfaction guaranteed or money back. FREE with Each Tool. Send me  post paid the new Super Champ Hand Tool. I am enclosing \$3.95. (Ohio residents add 12c sales tax.)  check  money order

NAME \_\_\_\_\_

ADDRESS \_\_\_\_\_

CITY \_\_\_\_\_

ZONE \_\_\_\_\_

STATE \_\_\_\_\_

**PEN-OHIO DJST. CO., 2631 N. Main St., Dayton 5, Ohio**

## NEW MAGIC RADIO WALKIE TALKIE!

**YOUR OWN POCKET SIZE RADIO STATION!**  
BROADCASTS TO ANY HOME OR CAR RADIO WITHOUT WIRES OR HOOKUPS! Wt. only 6 oz. Size (1½x2½x4½"). Built-in telescoping antenna. Powerful Transistor—sensitive microphone. Frequency setter, break-in switch! Runs for weeks on self-contained flashlight batteries. Durable plastic case. With this Radio Talkie you CAN TALK TO YOUR FRIENDS UP TO A BLOCK OR MORE AWAY! Talk up to 1 mile or more between two automobiles. INSTANT OPERATIONS! Just push button to talk! No license needed. Uses inductive field magnetic radiation. Useful and real fun in a million ways! GUARANTEED TO WORK. 1 YEAR SERVICE GUARANTEE.



SEND ONLY \$2.00. (cash, ck, mo) and pay postman \$9.99 COD postage or send \$11.98 for prepaid delivery. COMPLETE READY TO OPERATE with instructions and hundreds of ways and tricks for broadcasts thru any radio you desire. Price may go up soon so get your NEW POWERFUL RADIO WALKIE TALKIE NOW. Available only from: WESTERN RADIO, Dept. REL-5, KEARNEY, NEBR.

## ELECTRONIC TECHNICIANS

ARE IN DEMAND

TRAINED MEN ARE NEEDED NOW!

In just 18 months you can complete Electronic Technicians training to enter this ever-growing industry.

Day or evening classes. Opportunity for employment in local industry. Approved for Korean Veterans.

Terms beginning July, September, January, April  
Write for Catalog 224 TODAY

**INDIANAPOLIS ELECTRONIC SCHOOL**

312 E. Washington St.

Indianapolis 4, Indiana

124

band. His transmitter is a DX-35 feeding a long-wire antenna. In about four months, the combination has accounted for 20 states and Hawaii. He wishes all hams would QSL 100%, as he does.

**Bob, WN3HKK**, claims that he has not worked much because of receiver trouble. His Knight 50-watter feeds a 40-meter doublet 8' high, and has worked only 37 states—33 confirmed, three Canadian provinces, and Hawaii. When he gets his new 35' poles up and the receiver back from being repaired, Bob may do a little better. . . . **Mike, KN5HWY**, (15), didn't have room to put up a full-length (66') ½-wave doublet in a straight line, so he bent the ends down. Still, in four months of operation, he has worked 44 states—30 confirmed, Canada, and Puerto Rico on 80, 40, and 15 meters. Fifteen meters is his favorite band now. Mike uses a Globe Scout transmitter and an NC-173 receiver. He'll soon have a VFO, too, because he passed his General exam a few weeks ago.

**Bob KNØIEU**, (14), says that ham radio is the first hobby that ever held his interest, except stamp collecting. In 12 days on the air, he has made 18 contacts in 13 states and Hawaii, with all states confirmed. All work has been on 40 meters so far, but Bob plans to put his DX-35, 40-meter doublet, and SX-71 on 15 meters soon. . . . **Paul, KN1AFI**, concedes that his S-38D receiver is not quite as good as a 75A-4, but with it and his Harvey-Wells TBS-50, which feeds a 66' antenna through an AC-1 antenna coupler, he has worked 28 states, 27 of them confirmed, all on 40 and 80 meters. Along with many others, Paul has his doubts as to whether there actually are any amateurs in Vermont. He has never heard one. . . . **Dave, KNØHJT**, worked a Canadian for his first contact on 15 meters. On the other Novice bands, his SX-71, Globe Chief and "long-wire" antenna have chalked up 13 states, eight of them confirmed, in a few weeks of operation. He offers to help anyone obtain his Novice license.

*Contributors to News and Views:* **David L. Bergdahl, KN2VJO**, 113 Elmwood St., Valley Stream, L.I., N.Y.; **Gerald Williamson, KN4-LXT**, P.O. Box 111, Conetoe, N.C.; **Larry M. Camp, KN4JNM**, 411 Penfield Circle, Hapeville, Ga.; **Gilbert Beckett, WN1NZY**, 2602 Main Street, Hartford 5, Conn.; **Eddie Sell, WN3JYM**, Woodbury, Pa.; **Buddy Couch, KN4KQI**, P.O. Box 277, Hamilton, Ala.; **Mike Flincinski, KN2VXE**, 136 Roseview Ave., Buffalo 19, N.Y.; **Robert S. Elek, WN3HKK**, 2133 Chandler St., Philadelphia, Pa.; **Mike Swink, KN5HWY**, 4627 Cedar Springs, Dallas 19, Texas; **Bob Creswick, KNØIEU**, 379 South Grandview, Dubuque, Iowa; **Paul Taylor, KN1AFI**, Benham Ave., Quaker Hill, Conn.; **Dave, KNØHJT**, 8001 Watkins Drive, St. Louis, Mo.

Your friends would like to read about you in the *Transmitting Tower*; so write that letter to me now. Address it to Herb S. Brier, W9EGQ, c/o POPULAR ELECTRONICS, 366 Madison Ave., New York 17, N.Y. Include a sharp picture of yourself and your equipment—if you have one available. Until next month, then, 73,

Herb, W9EGQ

Always say you saw it in—POPULAR ELECTRONICS


# BUY THE WORLD'S MOST COMPLETE HI-FI GUIDE

*Compiled by the Editors  
of Popular Electronics*

## 164 PAGES!

Nine Big Chapters on:

- WHY AND HOW HI-FI
- TUNERS
- TAPE AND TAPE RECORDERS
- RECORD PLAYERS AND CHANGERS
- TONE ARMS, CARTRIDGES AND NEEDLES
- PREAMPLIFIERS AND AMPLIFIERS
- LOUDSPEAKERS
- SPEAKER ENCLOSURES
- SAVING MONEY IN HI-FI



Price: 75c



Also included in this new Hi-Fi Guide is a helpful YEARBOOK SECTION covering all the latest trends in high fidelity. This "book within a book" lists the nation's outstanding Hi-Fi records and artists, all FM stations, and contains a complete calendar of 1957 Hi-Fi Shows, plus a directory of Hi-Fi literature available free!

## BE SURE TO BUY YOUR COPY!

NOW ON SALE AT ALL NEWSSTANDS AND RADIO PARTS DEALERS!

May, 1957

125

**POPULAR ELECTRONICS**

# BARGAIN BASEMENT

SAVE ON THESE SPECIAL BUYS OF THE MONTH

**19.95 LAFAYETTE SPECIAL**  
**RADIO CONTROL TRANSMITTER**

Completely assembled — tested — and guaranteed R/C transmitter. Includes tube and 27.255 MC crystal, 8 sect. telescoping antenna. Size: 4" x 4" x 12". Approx. 1 mile range. Shpg. wt., 8 lbs. Less batteries.  
**F-249** ..... Net **19.95**

*Lafayette Radio* DEPT PE-E  
**165-08 LIBERTY AVE., JAMAICA 33,**  
 Include postage with order.

**YOUR BEST SOURCE**  
 FOR THE "NEW LOOK" IN RADIO CONTROL  
**ESSO RC PRODUCTS DISTRIBUTORS**  
 SINGLE CHANNEL • MULTI-CHANNEL  
 RECEIVERS • TRANSMITTERS • ESCAPEMENTS • ACTUATORS  
 • MOTORS • RELAYS • CONTROLS, etc. • KITS & COMPLETED UNITS

SPECIAL ESSCO SUPER DELUXE COMBO PKG.—Consists of 5 Watt HI POWER MAGII XMITR & 2 oz super reliable TWIN TUBE RECEIVER. BONNER multi-control VARI-COMP. battery case & DEBOLT Fuel Tank. A complete deluxe pkg of all required units for reliable long range control of model planes or boats. Nothing else to buy except batteries. Our regular list price for the above ..... **\$59.95**  
 SPECIAL for short time only to PE readers ..... **49.95**  
 Include postage for 10¢ with your remittance & receive free BONUS 72 pg RADIO CONTROL HANDBOOK.

THE ONLY SOURCE with 100% full stocks of every RC item in the industry. Babcock, Berkeley, Bonner, Bramco, C. G. Citizenship, Camron, Debolt, Newark Valley Electronics, and others, etc.

**ESSO RC PRODUCTS** 58 Walker St.  
 N. Y. C. 13, N. Y.

**SALE ON TRANSISTOR RADIO KITS!!**  
**TRANSISTOR RADIO KITS FEATURING**

1 1/2" min. speaker—matching transformer sub-min. volume control—modern dial new flat loopstick—modern cabinet size—6x3x1 1/2—lots of volume—All assortments. Regularly \$24.95. **\$9.95**

10,000 OHM PLATE RELAYS—D.P.S.T. .... **.99**  
 6-INCH HI-GAIN LOOPSTICKS ..... **.39**  
 VORAR KIT of 21-1 Freq. OSCILLATOR COIL ..... **5.99**  
 PHILMORE TRANSISTOR RADIO KITS ..... **12.95**  
 SUPREX TRANSISTOR RADIO KITS ..... **5.95**

10-element conical outdoor TV antenna—Was \$6.95 ..... **2.69**  
 8-element dipoles and reflector—Was \$8.95 ..... **3.49**  
 6-element all channel VHF yagi—Was \$12.95 ..... **4.95**

**GROVE ELECTRONIC SUPPLY CO.**  
 4103 W. BELMONT AVENUE CHICAGO 41, ILL.  
 Include postage with order—Send for 1957 catalog.

**NEW TV PICTURE TUBES**  
 featuring SENSATIONAL NEW  
**ARC PREVENTIVE BASE**

Any No. 21" Glass Tube—**\$22.95**  
 Any No. 17" Glass Tube—**\$18.95**

Add \$4.00 for Aluminized—Write for Prices on Other Sizes—One Year Guarantee—Licensed by RCA—No Dud Required—Shipped Via Railway Express—F.O.B. N.Y.C.—25% Dep. on C.O.D.'s

**CLIFFORD SALES CO., INC.**  
 172 Greenwich St., New York, N. Y. — CO. 7-6221

**EXPERIMENTERS - AMATEURS - HOBBYISTS**

We are reducing a large inventory of brand new vacuum tubes and this get-acquainted offer is limited to the stock on hand. 15 different electron tubes, including 5" CRT—a \$50.00 value for only \$2.95 postpaid in the U.S.A.: two assortments for \$4.95. Order early and we will include a "giant acorn" (orbital beam pentode) in your assortment. Sample deal of half a dozen tubes including 3" CRT just \$1.85 postpaid. 3" CRT alone \$1.00 ppd. Condenser—Resistor mix ..... includes electrolytics, mica (both transmitting and receiving types), ceramics, oils, papers and variables. .... Resistors are wirewound, carbon, precision, pots, rheostats, etc. .... A very liberal assortment of over 150 items. All are brand new and usable for just \$3.95 post. in U.S.A. Items are from our regular stock and list in excess of \$100.00.

Write for free government surplus bargain bulletin

**JOE PALMER**  
 1440 LAS SALINAS WAY SACRAMENTO, CALIFORNIA

**7.95 LAFAYETTE SPECIAL**  
**R/C RECEIVER**

Completely wired and assembled, with tube, ready to operate on exam free 27.255 MC remote control band. Size: 1 3/4" x 1 1/8" x 3". Weight 3.3 oz. Uses one 1.5 volt and one 45 volt battery. Less batteries. Shpg. wt., 6 oz.  
**F-208** ..... Net **7.95**

*Lafayette Radio* 100 SIXTH AVE., BOSTON 10, MASS., 110 Federal St.  
 NEWARK 2, N. J., 24 Central Ave.  
 PLAINFIELD, N. J., 139 W. Second St.  
 BRONX 58, N. Y., 542 E. Fordham Rd.  
 DEPT PE-E Include postage with order

**RADIO CONTROL Headquarters**

For model airplanes, boats, cars, etc. FREE CATALOG "P."  
 No operator's license required. FREE—SEND FOR FCC FORM 505  
 Garage Door Radio Control Transmitter & Receiver Kits Available.

R/C TRANSMITTER & RECEIVER KIT—27 1/4 MC, 5 Watt 2-Tube Simple Transmitter & Supersens. 2-Tube Receiver—R/C Transmitter: 5W. Power, HAND-HELD, Compl. \$17.95; Kit \$11.95 incl. Drilled Bases Wound Coil, Res., Cond., SIGMA Relay, \$9.95 Instruct.

SIGMA 4F RELAY: 8,000 ohm, \$3.85; 6 Reed Relay ..... **14.95**  
 2-GV Battery Charger Kit \$4.95; wired ..... **6.95**  
 R/C BOOKS: Model Control \$1; Radio Control \$1; Handbook 2.25  
 CRYSTALS: 27.255 Mc. Petersen 29A. \$3.95; HOLDER and .15  
 2" METERS, 150 MicroA., \$3.95; 500 MicroA., \$3.95; 3 Ma 2.95

**RELAY CONTROL UNIT** incl. Sensitive 10,000 ohm Sigma Relay (1 1/2 Ma) Thermal Bi-metal Strip Heating Element, Hi Z Audio Choke, Mini Alnico V Magnet, Neon Lamp, Resistors, Capacitors ..... only **.99**  
 TUBES: XFG1, RK61, 3A4, 3A5, 1A04, 6K4—Transistors ..... **.99**  
 Storage Batteries: Mini, 6V NT6 \$2.45; 2V 27A/Hour ..... **2.75**  
 RELAYS, 10k ohm 2 Ma DC or 110V AC SPDT 95c; SPST .85  
 Flash STROBOSCOPE 110 V AC, Range 900-14000 per min. 29.95  
 3.25-P CANAL ST.

**GYRO ELECTRONICS** NEW YORK 13, N. Y.

**EDLIE for TOP VALUES**  
**AC VOLTMETERS**

2 1/2" ..... **\$2.25**  
 3" ..... **2.95**  
 3BP1 Scope tubes ..... **.95**  
 3AP1 Scope tubes ..... **.95**  
 5CP1 Scope tubes ..... **1.15**

Write today for FREE Catalog. All made, shipped F.O.B. New York City, prices subject to change without notice. Include 20% deposit with C.O.D.'s.

**EDLIE ELECTRONICS**  
 154 Greenwich St. New York 6, N. Y. DI. 9-3143

★ **WHY PAY MORE?** HI-FI COMPONENTS • KITS • RECORD PLAYERS • TAPE RECORDERS • TUNERS • AMPLIFIERS • SPEAKERS • ELECTRONIC PARTS AND TUBES • Etc.

★ Top brand nationally adv. merchandise in this and other Radio & TV made in yours at low cost. Send your list. Give Mr.'s name and Model No. of item. Write for 1957 catalogs to Dept. P today.

★ **KITS!** Build it yourself with top mtr's lines. We stock complete kits of most kits.

★ EICO • QUALITY • JENSEN • ARKAY • PRECISE • CABINART • ELECTRO-VOICE, Etc. Domestic orders shipped 1 Yr. Guar.

★ PPD, SEND YOUR LIST SINGLE NEEDLES ..... **5.95**  
 ★ TANDEN (Dual) Needles ..... **11.45**  
 ★ and Model No. of item. For all pop. makes, Shipped PPD. Specify make of cartridge.

★ **STAN-BURN** RADIO & ELECTRONICS CO., Dept. F  
 558 Coney Island Ave., Bklyn 18, N. Y.

**LITTLE "JEWEL" R/C RELAY**

The Mighty Mite of the R/C field. Weighs less than 1/4 oz. Only 1" H x 17/32" W x 1 1/16" L. High sensitive—extremely rugged. Pulls at 1.4 Ma—drops out 1.2 Ma D.C. S.P.D.T. 5000 ohm coil.  
**F-260** ..... Net **2.75**

*Lafayette Radio* 100 SIXTH AVE., BOSTON 10, MASS., 110 Federal St.  
 NEWARK 2, N. J., 24 Central Ave.  
 PLAINFIELD, N. J., 139 W. Second St.  
 BRONX 58, N. Y., 542 E. Fordham Rd.  
 DEPT PE-E Include postage with order

**POPULAR  
ELECTRONICS**

# BARGAIN BASEMENT

SAVE ON THESE SPECIAL BUYS OF THE MONTH

## BLUE RIBBON RADIO CONTROL KITS

The highest quality radio control kits at the lowest prices in the industry. From the R/C supplier selected by Dr. Walter A. Good for his Dual Proportional units. Prices begin at \$7.95. Write for free catalog 57-4E.

### ACE RADIO CONTROL

Box 301

Higginsville, Missouri

## MAGNETIC GUITAR MICROPHONE

### Complete with Individual Tone and Volume Controls

High impedance contact mike specially designed for use with guitar. Easily mounted under strings without special attachments. While in mounted position, mike can be raised or lowered easily on rod to create varying tonal effects. With 8 ft. cable and standard phone plug. Shpg. wt. 2 1/4 lbs.



PA-38.....Net 9.95

*Lafayette Radio*

165-08 LIBERTY AVE.  
JAMAICA 33, N. Y.

# Classified

RATE: 50¢ per word. Minimum 10 words prepaid. July issue closes May 3rd. Send order and remittance to:  
POPULAR ELECTRONICS, 366 Madison Avenue, N. Y. C. 17.

## FOR SALE

**WALKIE-TALKIE** chassis \$6.98. See our display ad in this issue. Springfield Enterprises.

**CITIZEN'S** band radio plans for building your own receiver and information on transmitter design. FCC requirements, etc. plus special discount on type approved transceivers. All for \$1.00. Springfield Enterprises, Box 54-E5, Springfield Gardens 13, N. Y.

**DIAGRAMS** for repairing radio \$1.00. Television \$2.00. Give make, model. Diagram Service, Box 672-PE, Hartford 1, Conn.

**WALKIE-TALKIE.** Build wireless portable radio-telephone for less than \$10.00. Plans for variable frequency and crystal control types, only 50¢ for both, including assembly photographs. Springfield Enterprises, Box 54-E5, Springfield Gardens 13, N. Y.

**TRANSISTOR** devices, walkie-talkies, VHF AM-FM portable radios, wireless mikes, etc. at wholesale prices direct from our factory. Free literature. Springfield Enterprises, Box 54-E5, Springfield Gardens 13, N. Y.

**TUBES-TV, Radio, Transmitting And Industrial Types** At Sensibly Low Prices. New, Guaranteed 1st Quality Top Name Brands Only. Write For Free Catalog or Call Walker 5-7000, Barry Electronics Corp., 512 Broadway, New York 12N, N. Y.

**DIAGRAMS! Repair Information! Radios—Amplifiers—Recorders** \$1.00. Televisions \$1.50. Give Make, Model, Chassis. TV Miltie, Box 101-PE, Hicksville, New York.

**COMPLETE** Television sets \$11.95. Jones TV, 1115 Rambler Avenue, Pottstown, Pa.

**"TEST 'Ur Own"** Radio and TV tube testers. Total investment in tester, all accessories, and tubes, \$400. These units in drug and food stores net 12% per month. Can finance with small down payment. If really interested in complete details, call John Poler—J-Ordan 3-2705. General Electronic Research, P.O. Box 94, Fort Atkinson, Wis.

**WORLD'S** smallest wrist radio. Transistors, mercury batteries, earset, case, expansion strap, etc. Illustrated instructions. Complete kit only \$12.95. Without earset—\$9.95. Perry, 23 Knickerbocker Drive, Newark, Delaware.

**TRANSFORMERS—115V:** 6V@15A—\$2.00 each and 115V: 1V@100A—\$2.50 each. Remit with order. Durson Company, 10416 National, L.A.-34, Calif. Shipments postpaid.

**CAR** Television. Television in your car. Easy to build and install. Complete Diagrams and instructions. \$1.25. C. Carrier Co., 734—15th St., N.W., Washington 5, D. C.

**2 WAY** Wrist Radio with auxiliary long distance booster. Complete diagrams and instructions. \$1.25 C. Carrier Co., 734—15th St., N.W., Washington 5, D. C.

**ELECTRONIC** Hypnotizer. Simplifies the art of Hypnotizing. Diagrams and operating instructions \$1.25. Kit \$16.50. Wired & tested \$29.50. C. Carrier Co., 734—15th St., N.W., Washington 5, D. C.

**TELEPHONE** Extension in your car. Answer your home telephone by radio from your car. Complete diagrams and instructions. \$1.25. C. Carrier Co., 734—15th St., N.W., Washington 5, D. C.

**EAVESDROP** with a pack of cigarettes. Miniature transistorized radio transmitter. Complete diagrams and instructions. \$1.25. C. Carrier Co., 734—15th St., N.W., Washington 5, D. C.

**SUPERSENSITIVE,** Single Transistor radio circuits and construction book; sun powered, miniatures, etc. All new data! Send \$1.00 to T. R. Electronics, 1465 Prospect Road, Pittsburgh 27, Pennsylvania.

**ELECTRONIC** Tubes—9 New Assorted—\$1.25 Postpaid. Free list. Bigelow Electronics, 105 North Main, Bluffton, Ohio.

**ELECTRIC** Guitars, amplifiers, wholesale, free catalog, Carvin Pes, Covina, Calif.

## WANTED

**CASH** Paid! Sell your surplus electronic tubes. Want unused, clean transmitting, special purpose, receiving, TV types, magnetrons, klystrons, broadcast, etc. Also want military & commercial lab test and communications gear. We swap too, for tubes or choice equipment. Send specific details in first letter. For a fair deal write, wire or telephone: Barry, 512 Broadway, New York 12, N. Y. Walker 5-7000.

**CYLINDER** and old disc phonographs. Edison, Conqueror, Idelia, and Oratorio models. Berliner Gramophones and Zono-o-phones, Columbia cylinder Graphophones, and Coin-operated cylinder Phonos. Want old catalogues and literature on early phonos prior to 1919. Will pay cash or trade late hi-fi components. POPULAR ELECTRONICS, Box 50.

**WANTED:** Used Citizens band mobile 2-way Radio, 10 or 12 watt RF power output or more. John J. Strouhal, Hungerford, Texas.

## BUSINESS OPPORTUNITIES

**TO \$100.00 Weekly.** Sparetime, Home Operated Mail-order business. Successful "Beginner's" Plan. Everything Supplied. Lynn, 10420-E National, Los Angeles 34.

**VENDING** Machines—No Selling. Operate a route of coin machines and earn amazing profits. 32-page catalog free. Parkway Machine Corporation, Dept. 12, 715 Ensor St., Baltimore 2, Md.

\$200 MONTHLY Possible. Sewing Babywear! No house selling! Send stamped, addressed envelope. Babygay, Warsaw 80, Indiana.

## INVENTIONS WANTED

INVENTIONS wanted. Patented; unpatented. Global Marketing Service, 2420—77th, Oakland 5, Calif.

## HELP WANTED

HIGH Paying Jobs: Foreign, U.S.A. All trades. Travel paid. Information. Application forms. Write Dept. 21M National, 1020 Broad, Newark, N. J.

## INSTRUCTION

LEARN While Asleep! Complete instructions \$2.00. Guaranteed. Research Association, Box 610-PE. Omaha, Nebraska.

ENGINEERING Degrees earned by home study. (Residential Courses also available.) Pacific International University, Box 27724-D, Hollywood 27, California.

TRANSISTOR Workshop. Write for details! Transit, Box 15-06, Alden Manor, New York.

DON'T Cry if you're having code trouble. Shortcut methods are pure fantasy. We teach the association method approved the world over. Novice course, basic instruction plus practice material to 8 WPM, \$5.95. Advanced course, practice material 9 to 18 WPM, \$4.95. Combined—\$9.95. Magnetic recording tape, 7" dual track, 3/4 IPS. Tapedcode, Box 31-B, Langhorne, Penna.

ELECTRONICS training. Recognized public college. Degree granted. Low cost. Catalog free. Electronics Dept., Trinidad Junior College, Trinidad, Colo.

## PLASTICS

NEW Liquid Casting Plastic, clear, colors. Embed real flowers, coins, photos. New Manual shows fine things you can make at home and sell at big profit. Send 25¢. Castolite, Dept. E-115, Woodstock, Illinois.

## HIGH FIDELITY

"DIAMOND Needles", \$8.95, when we retip your sapphire with finest diamond. Send needle only. Packard Radio, 67 Littlefield St., Pawtucket, R. I.

HI-FI twin reflex enclosure kits. New table model design permits optimum performance with four to six inch speakers. \$10.95. Custom Design, Box 43, Waverly, Iowa.

DISGUSTED of "Hi" Hi-Fi Prices? Unusual discounts on all high fidelity requirements. Write now. Key Electronics Co., 120 Liberty, New York 6, N. Y.

## TAPE RECORDERS

RECORDERS, Tape. Hi-Fi. Wholesale Prices. Catalogue. Kerstin, 215 E. 88 St., N. Y. C. 28.

TAPE Recorders, Tape. Unusual Values. Free Catalog. Dressner, 69-02F, 174 St., Flushing 65, N. Y.

STEREOPHONIC, Monaural Recorded Tapes, Recording Tape, Accessories. Write. Efsco Sales Company, West Hempstead, N. Y.

## REPAIRS & SERVICINGS

"KITS assembled and wired; Construction from magazine article. Expert workmanship. Estimates. C. Spinner, Box 102, Massapequa Park, N. Y."

ALL Type kits expertly wired and tested including all ham gear. Satisfaction assured. McSwan, Box 1101, Culver City, Calif.

## BOATS

NEW! "How to Build Your Own Fiberglass Boats" and "How to Make Old Boats New with Fiberglass." Send 10¢. Castolite, Marine Division, Dept. EM-115, Woodstock, Illinois.

## MISCELLANEOUS

SONGPOEMS and Lyrics Wanted! Mail to: Tin Pan Alley, Inc., 1650 Broadway, New York 19, N. Y.

## ADVERTISER'S INDEX

ADVERTISER	PAGE NO.
Ace Radio Control	127
Algeradio Electronics Co.	122
Allied Radio Corp.	8, 9, 112
Audak Company	22
Bailey Technical Schools	24
Barjay Co., The	122
Bockman Instruments, Inc.	27
British Industries Corp.	19
Burgess Battery Co.	105
Cabinart	104
Calex Manufacturing Co.	28
Capitol Radio Engineering Institute	18
Centralab	31
Central Technical Institute	15
Cleveland Institute of Radio Electronics	128
Clifford Sales Co.	5, 113
Coyne Electrical School	11
DeVry Technical Institute	116
Dressner	14
Duotone Company, Inc.	126
Edlie Electronics	115
Electronic Experimenter's Handbook	34
Electronic Instrument Co., Inc. (EICO)	120
Electronic Kits Supply Co.	16
Electronic Measurements Corp.	126
Electronic Specialty Supply	103
Electro Sonic Supply Co. Ltd.	110
Elektra Stratford Record Co.	117
Embry-Riddle School of Aviation	118
Emig School of Electronics	114
Fair Radio Sales	32, 33, 104
Garfield Co., Oliver	12
General Electric	6
Granco Products, Inc.	121
Grantham School of Electronics	106
Greenlee Tool Co.	126
Grove Electronic Supply Co.	126
Gyro Electronics	122
Hawkins Co., P. E.	91, 92, 93, 94, 95
Heath Company	108
Hershel Radio Co.	125
Hi-Fi Guide and Yearbook	116
Indiana Technical College	124
Indianapolis Electronic School	13
International Correspondence Schools	118
Interstate Training Service	107
Johnson Co., E. F.	107

ADVERTISER	PAGE NO.
Karlson Associates, Inc.	106
Kester Solder	129
Lafayette Radio	7, 100, 101, 126, 127
Lektron Specialties	97
Madison Electronics	109
Midway Company	118
Miller Company, J. W.	103
Miller, Gustave	116
Moss Electronics Distributing Co., Inc.	130, 3rd & 4th Covers
National Company	Second Cover
National Radio Institute	3
National Schools	17
North American Philips Co., Inc.	10
Pacific States University	129
Palmer, Joe	126
Pen-Ohio Distributing Co.	124
Philadelphia Wireless Technical Institute	116
Popular Mechanics Press	118
Popular Photography Directory	110
Port Arthur College	105
Precision Radiation Instruments, Inc.	116
Progressive "Edu-Kits," Inc.	21
Quality Electronics	129
RCA Institutes, Inc.	23, 110
Raytheon Manufacturing Co.	29
Remington Rand Univac	25
Researcher, The	122
Rider, Publisher, John F.	30
Rinehart & Co., Inc.	26
Rockbar Corporation	20
Sams & Co., Inc., Howard W.	111
Spera Electronic Supply	129
Springfield Enterprises	98, 112
San Burn Radio & Electronics Co.	126
Standard Line Electric Company	99
Stanley Electronics	114
Surplus Center	110
TAB	129
Tri-State College	129
Tube Mart, The	107
Uncle Sam Recording	105
Valparaiso Technical Institute	122
Varia Corporation	119
Video Electric Company	119
Western Radio	116, 124
Whitnall Pharmaceutical Co.	124
World Radio Laboratories	102





## college graduates get ahead faster!

You see it in your own city. They have higher incomes . . . advance more rapidly. Grasp your chance for a better life. Industrial growth . . . automation . . . technical advances create career opportunities for engineers, accountants, management experts. Share rewards awaiting college-trained men. Important firms visit campus regularly to employ Tri-State College graduates. Start any quarter in this world-famed college. Approved for veterans.

### Bach. of Science degree in 27 months

In Mechanical, Civil, Electrical, Chemical, Aeronautical, Radio (TV-Electronics) Engineering. In 36 months a B.S. in Business Administration (General Business, Accounting, Motor Transport Management majors). Superior students may accelerate. 36-week course in Drafting. Intensive programs: technical fundamentals stressed; comprehensive courses with more professional class hours. Small classes; personalized instruction. Enrollment limited to 1550. Preparatory courses. Beautiful campus. Well-equipped, new and modernized buildings and laboratories. Enter June, Sept., Jan., March, Earnest, capable students (whose time and budget require accelerated courses and modest costs) are invited to write Jean McCarthy, Director of Admissions, for catalog and book "Your Career in Engineering and Commerce."



## TRI-STATE COLLEGE

3657 College Avenue Angola, Indiana

### FOR THE FINEST ELECTRONIC WORK

## USE...NEW KESTER TV-RADIO SOLDER

Kester TV-Radio Solder consists of "Resin-Flux" Flux-Core Solder, with an activated Rosin Flux that does a perfect job on all metals. Of course, "Resin-Flux" is absolutely non-corrosive and non-conductive. Also available on 1 lb. spools - see your dealer.

FREE - Kester's 16 page booklet "Soldering Simplified." Write for your copy today.

**KESTER SOLDER COMPANY**  
4275 Wrightwood Avenue, Chicago 39, Illinois  
Network 5, New Jersey, Branford, Canada



**CODE RECORD WITH INSTRUCTION BOOKLET**  
7" 45 RPM ..... \$1.00  
FIDELITY RECORDING TAPE 7" 1200 Ft. Reel. 1.49  
SIGMA 4F RELAY 8000 OHM ..... 3.50  
CRYSTALS 27.255 Mc. PETERSEN Z9A ..... 3.95  
Good Trade-In Allowance on your Receivers-Transmitters or Instruments. Send for our flyer on Transistor Kits & Parts.

**SPERA ELECTRONICS SUPPLY**  
37-10 33RD ST. LONG ISLAND CITY, N. Y.

### WANT A BETTER JOB? BECOME AN ELECTRONIC ENGINEER

ONLY 32 MONTHS TO EARN A BACHELOR OF SCIENCE DEGREE IN ELECTRONICS ENGINEERING  
Class enrollment limited to allow for individual instructions. Chartered by state of California. Nonprofit-nonsectarian, co-educational—established 26 years.

APPROVED FOR VETS—ENROLL NOW!

SEND FOR FREE CATALOG

**PACIFIC STATES UNIVERSITY**

1516 S. WESTERN AVE., Dept. M., LOS ANGELES, CALIF.



Hi-Fi Amplifier Kit \$28.50

QUAL-KITS ARE EASIEST!



Hi-Fi AM-FM Tuner Kit \$28.95\*

And they have the finest features and specs. Fully illustrated step-by-step 28-page manual makes assembly a snap! WRITE FOR FREE CATALOG: \*10% for new Federal Tax. QUALITY ELECTRONICS Dept. P-5 New York 13, N. Y.

### \$59 ELECTRONIC FLASH! 400 II SHAWLITE \$\$\$20

Assembled & ready to work! Not a Kit! Latest features SUPER CIRCUIT—Low cost flash less than 1/2cc. Inbuilt AC & Batteries\* all in one case, powerful, compact. Guide # Color 60+; R&W 300+. Recharge 2 secs. Includes 60WS/ \$24/525mfd/450VW Flash condenser. Special \$20 \*Batteries not included. Two (2)/240V...\$10



### PHOTOFASH SLAVE "PE" APRIL 57

COMPLETELY BUILT READY TO OPERATE  
PF59B BUILT READY TO FLASH ..... \$20  
PF59K REBUILD KIT FORM ..... 17  
"TAB" PHOTO ELECTRONIC FLASH BOOK ..... 50  
ILLINOIS PHOTOFASH HANDBOOK ..... 50

### "TAB" SPECIALIZES UBUILD HI-FI KITS! \*

#### FOR THE BEST DEAL C "TAB" 84U BUY HI-FI!

10 WATT—AMP & PREAMP	30 WATT—AMP & PREAMP
ARKAY A12 ..... \$22.95	ARKAY FL30 ..... \$49.95
GROMMES LJK ..... 24.95	50 WATT—AMP & PREAMP
12 WATT—AMP & PREAMP	EICO HF52 ..... \$69.95
ARKAY FL10 ..... \$29.95	TM 19K ..... 79.95
EICO HF12 ..... 34.95	20 WATT POWER AMP
20 WATT KIT 2000 ..... 28.50	TM 15A ..... \$49.95
50 WATT—AMP & PREAMP	50 WATT POWER AMP
BOGEN KD82DF ..... \$69.50	DYNA MARK II ..... \$69.75
EICO HF20 ..... 49.95	REGENCY HFSOK ..... 74.50
ELMAT HF20 ..... 53.50	EICO HF50 ..... 57.95
GROMMES 61PGK ..... 59.50	50 WATT
PREAMPS	EICO HF60 ..... \$72.95
EICO HF61A ..... \$29.95	PRECISE UPAP ..... 25.95
EICO HF61A ..... 24.95	TM16SP ..... 24.50
PRECISE UPAIN ..... 19.95	TM17P ..... 19.95
*WE BUILD OR REBUILD ALL KITS AT LOW COST!!!	PROFESSIONAL WIRED 50 WATT DYNA MARK I ..... \$79

### NEW IMPROVED "TAB" HI-FI SPEAKERS!

15" TRIAX, 23 WATT/20-20000 CYCS. #F15M3X ..... \$37.50  
12" TRIAX, 20 WATT/20-20000 CYCS. #F12A3X ..... 28.50  
12" COAX, 20 WATT/35-18000 CYCS. #F12A2X ..... 22.00  
SONOTONE CA12/COAX, 12 WATT 40-14000 CYCS ..... 19.11

\*WE BUILD OR REBUILD ALL KITS AT LOW COST!!!  
ALL MAKES & TYPES AT THE RIGHT PRICE!  
WE BUY! & SELL & TRADE AS WELL!!!



### "TAB" FINEST HI-FI RECORDING TAPE

7" Reel—1200 Ft. Per Reel ..... \$1.45 Lots Sold on Money Back Guarantee

Highest quality HI-FI Precision Coated & Silt, FERRO-SHEEN processed, quality controlled, constant output, Noise FREE, Splice FREE Plastic Tape. Preg. 7 1/2 IPS, 40 to 15000 cycles Oxide Wind. In. "TAB" @ \$1.99. 3" \$1.50 ea.  
New 1st Quality "MYLAR" 2400 Ft. 7" Reel  
Ferro-Sheen processed RECORDING TAPE @ \$4.49, 3/12  
Guaranteed Replacement Needles—All Cartridges  
Single Diamond \$8.98; Dual Dia \$16.98; Dia-Sapphire \$10.98  
Please Send Cartridge Name & Number

### TUBES TESTED GUARANTEED

0A2	.80	9LP7	2.00	6BQ6	2.00	7Q7	.79
0B2	.72	2C22	20/31	6BQ7	.99	12AT6	.59
0B3	.82	7193	20/31	6C4	.49	12AT7	.79
0C3	.64	8149	1.98	6C6	.69	12AU7	.69
0D3	.80	1N34A	2/51	6CD6	1.49	12AV6	.59
0Z4	.50	CK722	.99	6M6	.59	12AX7	.59
1AX2	.78	6U4	.59	6J5	.59	12AX4	.79
1B3	.78	5V4	.89	6J6	.59	12AX7	.79
1L4	.82	3Y3	.59	6K6	.59	12BH7	.89
1R5	.78	6AU6	.59	6K7	.59	12BY6	.89
1S4	.78	6AC7	.79	6L6	1.19	12SA7	.69
1S4	.78	6AG7	.97	6S4	.59	12SK7	.89
1T4	.68	6AQ5	.89	6S7	.79	12SN7	.69
1U5	.59	6AK5	.69	6SH7	.69	12S07	.69
1X2	.66	6AL5	.59	6SK7	.69	19BG6	1.69
2021	.68	6AQ5	.69	6SL7	.69	19B6	1.29
2X2	.48	6A5S	.75	6SN7	.69	25Z6	.79
2V3	.48	6AT6	.49	6SQ7	.59	3SC5	.59
2A5	.69	6AU6	.89	6T4	1.19	35L6	.59
954	10/51	6AU6	.59	6TR	.98	35W4	.59
955	.33	6AK4	.79	6U8	.98	35Z5	.55
957	.30	68A6	.59	6V6	.59	50A5	.69
1619	4/51	68C5	.59	6W6	.79	50B5	.79
1625	.29	68E6	.59	6X4	.39	50C5	.69
1626	5/31	68F5	.79	7A8	.79	50L6	.69
1629	4/31	68G5	1.49	7C5	.79	5Y5	1.00
807	1.15	68K5	.89	7F7	.79	76	5/31
808	.89	68L7	.89	7F8	.79	77	5/31
8P1	1.49	68N6	.59	7N7	.79	117L7	1.75

### KITS! KITS! KITS!

Each "TAB" Kit Contains the Finest Selection of Top Quality Components in the Most Popular Values and Sizes

35 Precision Resistors	40 Insulators
10 Switches	35 Power Resistors
75 Resistors IAC etc. 1/2W	75 Mica Condensers
150 Carbon Resistors	8 Crystal Diodes
45 Panel Lamps	250 Ft. Hook Up Wire, Ass't'd
12 Electrolytic Cond's	100 Fuses, ass'd all types
15 Volume Controls	100 Ceramic Condensers
35 Tube Sockets	150 Coil Forms
65 Tubular Condensers	6 Crystals & Holders
500 Lugs & Eyelets	65 Inductors & Coils
10 Bathub Dll Cond's	5 Microswitches
6 Iba. Surprise Package	10 Wheat Lamp
10 Transmit Mica Cond's	3 Transistor Ximrs

Free Kit with Each \$10 Kit order EACH KIT ONLY ..... 99c

## "TAB"


TERMS: Money Bag Gtd. (cost of mfg. only). 52 min. order F.O.B. N.Y.C. Add ship. charges or for C.O.D. 25% Dep. Prices shown are subject to change.

WRITE 4 CATALOG: OUR 12TH YEAR IN BUSINESS

111P Liberty St., New York 6V, N. Y.  
Rector 2-6245

Superior's New Model 670-A

# SUPER-METER



A Combination VOLT-OHM MILLIAMMETER PLUS  
CAPACITY, REACTANCE, INDUCTANCE AND DECIBEL MEASUREMENTS.  
SPECIFICATIONS:

**D.C. VOLTS:** 0 to 7.5/15/75/150/750/1,500/7,500 Volts

**A.C. VOLTS:** 0 to 15/30/150/300/1,500/3,000 Volts

**OUTPUT VOLTS:** 0 to 15/30/150/300/1,500/3,000 Volts

**D.C. CURRENT:** 0 to 1.5/15, Ma. 0 to 1.5/15 Amperes

**RESISTANCE:** 0 to 1,000/100,000 Ohms 0 to 10 Megohms

**CAPACITY:** .001 to 1 Mfd. 1 to 50 Mfd. (Good-Bad scale for checking quality of electrolytic condensers)

**REACTANCE:** 50 to 2,500 Ohms, 2,500 Ohms to 2.5 Megohms

**INDUCTANCE:** 15 to 7 Henries 7 to 7,000 Henries

**DECIBELS:** -6 to +18, +14 to +58, +34 to +58

**ADDED FEATURE:**  
Built-in ISOLATION TRANSFORMER reduces possibility of burning out meter through misuse.


The Model 670-A comes housed in a rugged crackle-finished steel cabinet complete with test leads and operating instructions.

28<sup>40</sup>

Superior's New Model 770-A

The FIRST POCKET-SIZED

# VOLT-OHM MILLIAMMETER



USING THE NEW "FULL-VIEW" METER.  
71% MORE SCALE AREA!!

Yes, although our new FULL-VIEW D'Arsonval type meter occupies exactly the same space used by the older standard 2 1/2" Meters, it provides 71% more scale area. As a result all calibrations are printed in large easy-to-read type and for the first time it is now possible to obtain measurements instead of approximations on a popular priced pocket-sized V.O.M.

6 A.C. VOLTAGE RANGES: 0-15/30/150/300/1500/3000 Volts. 6 D.C. VOLTAGE RANGES: 0-7.5/15/75/150/750/1500 Volts. 2 RESISTANCE RANGES: 0-10,000 Ohms 0-1 Megohm. 3 D.C. CURRENT RANGES: 0-15/150 Ma., 0-1.5 Ampe. 3 DECIBEL RANGES: -6 db to +18 db, +14 db to +38 db, +34 db, to +58 db.


FEATURES

Compact — measures 3 1/4" x 5 1/4" x 2 1/4" Uses "Full View" 2% accurate 850 Micro-ampere D'Arsonval type meter. Housed in round-cornered, molded case. Beautiful black etched panel. Depressed letters filled with permanent white, insures long-life even with constant use.

Model 770A comes complete with self-contained batteries, test leads and operating instructions.

15<sup>85</sup>

Superior's New Model TV-50



MODEL TV-50 comes absolutely complete with shielded leads and operating instructions. Only

47<sup>50</sup>

# GENOMETER

7 SIGNAL GENERATORS IN ONE! R. F. Signal Generator for A.M. • R. F. Signal Generator for F.M. • Audio Frequency Generator • Bar Generator • Cross Hatch Generator • Color Dot Pattern Generator • Marker Generator

**R. F. SIGNAL GENERATOR:** Provides complete coverage for A.M. and F.M. alignment. Generates Radio Frequencies from 100 Kilocycles to 60 Megacycles on fundamentals and from 60 Megacycles to 180 Megacycles on powerful harmonics. • **VARIABLE AUDIO FREQUENCY GENERATOR:** In addition to a fixed 400 cycle sine-wave audio, the Genometer provides a variable 300 cycle to 20,000 cycle peaked wave audio signal. • **BAR GENERATOR:** Projects an actual Bar Pattern on any TV Receiver Screen. Pattern will consist of 4 to 16 horizontal bars or 7 to 20 vertical bars. • **CROSS HATCH GENERATOR:** Genometer will project a cross-hatch pattern on any TV picture tube. The pattern will consist of non-shifting horizontal and vertical lines interlaced to provide a stable cross-hatch effect. • **DOT PATTERN GENERATOR (FOR COLOR TV):** The Dot Pattern projected on any color TV Receiver tube by the Model TV-50 will enable you to adjust for proper color convergence. • **MARKER GENERATOR:** The following markers are provided: 189 Kc., 262.5 Kc., 456 Kc., 600 Kc., 1000 Kc., 1400 Kc., 1600 Kc., 2000 Kc., 2500 Kc., 3579 Kc., 4.5 Mc., 5 Mc., 10.7 Mc., (3579 Kc. is the color burst frequency.)

**SHIPPED ON APPROVAL  
NO MONEY WITH ORDER — NO C.O.D.**

SEE FOLLOWING PAGE FOR COMPLETE DETAILS

MOSS ELECTRONIC DISTRIBUTING CO., INC. DEPT. D-337 3849 TENTH AVENUE, NEW YORK 34, N. Y.

# For the first time ever: **ONE TESTER** **PROVIDES ALL THE SERVICES LISTED BELOW!**

Superior's

New Model

# 76



### Specifications

#### ✓CAPACITY BRIDGE SECTION

4 Ranges: .00001 Microfarad to .005 Microfarad; .001 Microfarad to .5 Microfarad; .1 Microfarad to 50 Microfarads; 20 Microfarads to 1000 Microfarads. This section will also locate shorts, and leakage up to 20 megohms. And finally, this section will measure the power factor of all condensers from .1 to 1000 Microfarads. (Power factor is the ability of a condenser to retain a charge and thereby filter efficiently.)

#### ✓RESISTANCE BRIDGE SECTION

2 Ranges: 100 ohms to 50,000 ohms; 10,000 ohms to 5 megohms. Resistance can be measured without disconnecting capacitor connected across it. (Except, of course, when the R C combination is part of an R C bank.)

As Design Engineers, we the undersigned would like to say that the Model 76 is in our opinion the best combination unit of its kind we have been privileged to design. Although it is comparatively a low-priced tester, it will, after you become acquainted with its multiple services, be your most frequently used instrument.

S. LITT  
 L. MELENKEVITZ

IT'S A

## CONDENSER BRIDGE

with a range of .00001 Microfarad to 1000 Microfarads (Measures power factor and leakage too.)

IT'S A

## RESISTANCE BRIDGE

with a range of 100 ohms to 5 megohms.

IT'S A

## SIGNAL TRACER

which will enable you to trace the signal from antenna to speaker of all receivers and to finally pinpoint the exact cause of trouble whether it be a part or circuit defect.

IT'S A

## TV ANTENNA TESTER

The TV Antenna Tester section is used first to determine if a "break" exists in the TV antenna and if a break does exist the specific point (in feet from set) where it is.

#### ✓SIGNAL TRACER SECTION

A built-in high gain pentode voltage amplifier, plus a diode rectifier, plus a direct coupled triode amplifier are combined to provide this highly sensitive signal tracing service. With the use of the R.F. and A.F. Probes included with the Model 76, you can make stage gain measurements, locate signal loss in R.F. and Audio stages, localize faulty stages, locate distortion and hum, etc. Provision has been made for use of phones and meter if desired.

#### ✓TV ANTENNA TESTER SECTION

Loss of sync., snow and instability are only a few of the faults which may be due to a break in the antenna, so why not check the TV antenna first? The Model 76 will enable you to locate a break in any TV antenna and if a break does exist, the Model 76 will measure the location of the break in feet from the set terminals. 2 Ranges: 2' to 200' for 72 ohm coax and 2' to 250' for 300 ohm ribbon.

Model 76 comes complete with all accessories including R.F. and A.F. Probes; Test Leads and operating instructions. Nothing else to buy ..... Only

# \$26<sup>95</sup>

# SHIPPED ON APPROVAL NO MONEY WITH ORDER — NO C. O. D.

We invite you to try before you buy any of the models described on this page, the preceding page and the following page. If after a 10 day trial you are completely satisfied and decide to keep the Tester, you need send us only the down payment and agree to pay the balance due at the monthly indicated rate.

### NO INTEREST OR FINANCE CHARGES ADDED!

If not completely satisfied, you are privileged to return the Tester to us, cancelling any further obligation.

## SEE OTHER SIDE

CUT OUT AND MAIL TODAY!

MOSS ELECTRONIC DISTRIBUTING CO., INC.

DEPT. D-337 3849 TENTH AVENUE, NEW YORK 34, N. Y.

Please send me the units checked. I agree to pay down payment within 10 days and to pay the monthly balance as shown. It is understood there will be no finance or interest charges added. It is further understood that should I fail to make payments when due, the full unpaid balance shall become immediately due and payable.

- Model TW-11... Total Price \$47.50  
\$11.50 within 10 days. Balance \$6.00 monthly for 6 months.
- Model TV-12... Total Price \$72.50  
\$22.50 within 10 days. Balance \$10.00 monthly for 5 months.
- Model 670-A... Total Price \$28.40  
\$7.40 within 10 days. Balance \$3.50 monthly for 6 months.

- Model TV-50... Total Price \$47.50  
\$11.50 within 10 days. Balance \$6.00 monthly for 6 months.
- Model 76... Total Price \$26.95  
\$6.95 within 10 days. Balance \$5.00 monthly for 4 months.
- Model 770-A... Total Price \$15.85  
\$3.85 within 10 days. Balance \$4.00 monthly for 3 months.

Name \_\_\_\_\_


Address \_\_\_\_\_

City \_\_\_\_\_ Zone \_\_\_\_\_ State \_\_\_\_\_

All prices net, F.O.B., N.Y.C.

Superior's New Model TV-12

# TRANS-CONDUCTANCE TUBE TESTER



**ALSO TESTS TRANSISTORS!**

### TESTING TUBES

- **EMPLOYS IMPROVED TRANS-CONDUCTANCE CIRCUIT.** An in-phase signal is impressed on the input section of a tube and the resultant plate current change is measured. This provides the most suitable method of simulating the manner in which tubes actually operate in Radio & TV receivers, amplifiers and other circuits. Amplification factor, plate resistance and cathode emission are all correlated in one meter reading.
- **NEW LINE VOLTAGE ADJUSTING SYSTEM.** A tapped transformer makes it possible to compensate for line voltage variations to a tolerance of better than 2%.
- **SAFETY BUTTON**—protects both the tube under test and the instrument meter against damage due to overload or other form of improper switching.
- **NEWLY DESIGNED FIVE**

**POSITION LEVER SWITCH ASSEMBLY.** Permits application of separate voltages as required for both plate and grid of tube under test, resulting in improved Trans-Conductance circuit.

### TESTING TRANSISTORS

A transistor can be safely and adequately tested only under dynamic conditions. The Model TV-12 will test all transistors in that approved manner, and quality is read directly on a special "transistor only" meter scale. The Model TV-12 will accommodate all transistors including NPN's, PNP's, Photo and Tetrododes, whether made of Germanium or Silicon, either point contact or junction contact types.

Model TV-12 housed in handsome rugged portable cabinet sells for only

**\$72<sup>50</sup>**

Superior's new Model TW-11. STANDARD PROFESSIONAL

# TUBE TESTER

- Tests all tubes, including 4, 5, 6, 7, Octal, Lock-in, Hearing Aid, Thyatron, Miniatures, Sub-miniatures, Novals, Sub-minars, Proximity fuse types, etc.
- Uses the new self-cleaning Lever Action Switches for individual element testing. Because all elements are numbered according to pin-number in the RMA base numbering system, the user can instantly identify which element is under test. Tubes having tapped filaments and tubes with filaments terminating in more than one pin are truly tested with the Model TW-11 as any of the pins may be placed in the neutral position when necessary.
- The Model TW-11 does not use any combination type sockets. Instead individual sockets are used for each type of tube. Thus it is impossible to damage a tube by inserting it in the wrong socket.
- Free-moving built-in roll chart provides complete data for all tubes. All tube listings printed in large easy-to-read type.


- **NOISE TEST:** Phono-jack on front panel for plugging in either phones or external amplifier will detect microphonic tubes or noise due to faulty elements and loose internal connections.

### EXTRAORDINARY FEATURE

- **SEPARATE SCALE FOR LOW-CURRENT TUBES**—Previously, on emission type tube testers, it has been standard practice to use one scale for all tubes. As a result, the calibration for low-current types has been restricted to a small portion of the scale. The extra scale used here greatly simplifies testing of low-current types.

The Model TW-11 operates on 105-130 Volt 60 Cycles A.C. Comes housed in a beautiful hand-rubbed oak cabinet complete with portable cover.

**\$47<sup>50</sup>**



# SHIPPED ON APPROVAL NO MONEY WITH ORDER — NO C. O. D.

**FIRST CLASS**

Permit No. 61430

New York, N. Y.

**BUSINESS REPLY CARD**

No Postage Stamp Necessary if Mailed in the U. S.

POSTAGE WILL BE PAID BY —

**MOSS ELECTRONIC DIST. CO., INC.**

**3849 TENTH AVENUE**

**NEW YORK 34, N. Y.**

We invite you to try before you buy any of the models described on this and the preceding pages. If after a 10 day trial you are completely satisfied and decide to keep the Tester, you need send us only the down payment and agree to pay the balance due at the monthly indicated rate. (See other side for time-payment schedule details.)

**NO INTEREST  
OR FINANCE  
CHARGES ADDED!**

If not completely satisfied, you are privileged to return the Tester to us, cancelling any further obligation.

## SEE OTHER SIDE

← **CUT OUT AND MAIL TODAY!**