

The
Indiana
Historical
Radio Society

BULLETIN

Volume 47

Spring 2018

Number 1

***-Just A Few Short Weeks-
The Indiana Historical Radio Society
Spring Meet!
May 4 and 5 at the Shrine Club,
Kokomo, Indiana!
(see pages 4 and 5)***

***The Ozarka "Armada 78"
and Horn Speaker***



page 10



The BULLETIN

A PUBLICATION OF THE INDIANA HISTORICAL RADIO SOCIETY.
CELEBRATING FORTY-SEVEN YEARS OF DOCUMENTING EARLY RADIO

The Indiana Historical Radio Society Bulletin

Spring 2018

On the cover of this issue of the Bulletin:

We look forward to the Indiana Historical Radio Society annual Spring Meet this May 4th and 5th. This year we return to the Shrine Club in Kokomo. The Shrine Club provides ample parking, easy access to indoor set up space, and indoor/outdoor areas for food prep and serving. The schedule of activities are on pages 4 and 5.

Consistent with Popular Vote contests at past meets we had several attractive radios in the Lawrence Park contest. One of the entries, shown on the cover, is an Ozarka, Armada model 78. Ozarka radios are known for ornate cabinet designs—the Armada is one of them.



In this issue:

On *page 3* is a review of an Indiana Historical Society "Traces" article titled "Don't Touch That Dial. The Early Years Of WOWO In Fort Wayne." The article topic was submitted by Ed Taylor.

Pages 4 and 5 contain the plan for the IHRS Spring Meet in Kokomo. Time is short! Get that radio ready for the contest or display!

Ed Dupart remembers, on *pages 6, 7, and 8*, the time his family brought their first television in to their house.

On *pages 9 and 20* is a review of Bob Pote's display of Allied Radio Knight Kits shown at the Lawrence Park meet.

The centerfold pictures on *pages 10 and 11* are of the Lawrence Park Popular Vote entries. (Thank you Ed Dupart for the pictures.)

RadioAds for this issue are on *Page 12*. Note that in addition to IHRS members listing items for sale, the IHRS Spring Meet Donation Auction is also listed.

Pages 13 and 14 show activity at the Lawrence Park Meet.

Fred Prohl provides some detail about his Theremin displayed at the Winter Meet on *page 15*.

Page 16 is dedicated to the recent completion of a new website titled "*Preserving Arvin*". You don't have to be an Arvin Radio enthusiast to enjoy browsing "*Preserving Arvin*".


Editor, April 2018

WOWO and the Indiana Historical Society
“TRACES of Indiana and Midwestern History”

Topic submitted by Dr. Ed Taylor

If you are a member of the Indiana Historical Society you receive a quarterly publication titled Traces of Indiana and Midwestern History. Included in the Winter 2018 issue of several interesting articles is a “Focus” article – *Don’t Touch That Dial, the Early years of WOWO in Fort Wayne.*” The author of Don’t Touch That Dial, Barbara Quigley, references eleven photographs gleaned from the Indiana Historical Society’s archives to guide the reader through WOWO’s rich history. The eleven pictures are from a collection of ninety-eight WOWO photographs located in the IHS Henry William Smith Memorial Library. In addition to the interesting pictures that tell their own story, the author writes about WOWO personalities who have worked at the station. The stories of Bob Sievers, Tommy Longworth, Hilliard Gates, Eldon Campbell, and Tom Caregie are used to tell the growth of WOWO (and WGL). Probably the most interesting picture and story is on the cover of this “Traces” issue. John Hackett is at the microphone, (nicely identified with a WOWO/WGL logo). Eldon Campbell, Carl Vandagriff, and Franklin Tooke are in support, operating a candlestick phone and a second mike. Seated at a table, complete with a key and sounder, is an unidentified Western Union operator. They are calling the play-by-play of the first WOWO/WGL broadcast of a basketball game.*

A book to have on your *Indiana Radio* bookshelf is “In The Public Interest. Oral Histories of Hoosier Broadcasters”, written by Linda Weinhart and Jane R. Nolan. Published by the Indiana Historical Society in 1999. “In The Public Interest” documents pictures and conversations with Indiana radio personalities for the past decades. The book is referenced as a primary resource for “Don’t Touch That Dial”



Regretfully a generic table radio was selected for the articles intro page. The “Bulletin” editor suggests a Farnsworth BT1010 as shown to the left (or a similar radio) may have been more appropriate for the story.

*A photo of the above referenced 1st Basketball Game Broadcast along with the text of the article can be found at: <https://indianahistory.org/stories/dont-touch-that-dial-the-early-years-of-wowo-in-fort-wayne/>

**The Indiana Historical Radio Society,
and the Antique Wireless Association
invite you to a Spring Meet
Friday, May 4 & Saturday May 5, 2018
at the Kokomo Shrine Club,
Kokomo, Indiana**

The Kokomo Shrine Club, 3892 East US 35, Kokomo, Indiana, is approximately 1.5 miles East of the new US31 Kokomo bypass on US35. (SR22 East of SR931, old US 31) There is space for indoor and outdoor Swap N Sell setup. The indoor space is on ground level with easy access.

Registration fees: Admission to the Vintage Radio Meet is free. Swap table rental, two tables maximum: IHRS members - \$10.00 for each table; non-IHRS members – \$15.00 for each table.

Friday schedule:

3:00pm – Auction setup, Swap N Sell setup

4:00pm – Spring Meet begins

6:00pm – Food – The Shrine Club offers a 6:00pm meal for \$9.00.

6:30pm – Technical presentation:

“Refinishing Wood Cabinet Radios” Ed Dupart

7:30pm – Doors close for the evening

Saturday schedule:

7:00am – Doors open for general setup

8:00am – Meet officially begins

8:00am to 9am – contest setup

9:30am – Contest judging begins

10:30 – Contest results announced

11:00am – Lunch from the grill (weather permitting),
donations to cover costs accepted.

12 noon – Donation Auction

Old Equipment Contest - The contest is open to all Indiana Historical Radio Society and Antique Wireless Association members. Non-member entries will be for display only. The entries are judged for historical significance, documentation, and condition of radio.

Our 47th Annual Spring Meet!

Contest Categories: *Contest judged by a team of IHRS members.*

category 1 – Indiana Made Radio

category 2 – Art Deco Radio (Art deco: a design style of the 1920s and 30s characterized by bold outlines, geometric and zigzag forms, and the use of materials such as plastic and chrome.)

category 3 – 1920's Battery Radio with Head Phones

category 4 – Open to all radio and radio related equipment

Display category – Electron Flow Apparatus

Show a unique item that depends on electrons to operate!

Operating radios will be judged in the appropriate contest category.

On Display – Want to show off a radio set or unique electrical device, generate a discussion? Space will be available to display your “electrons at work” equipment.

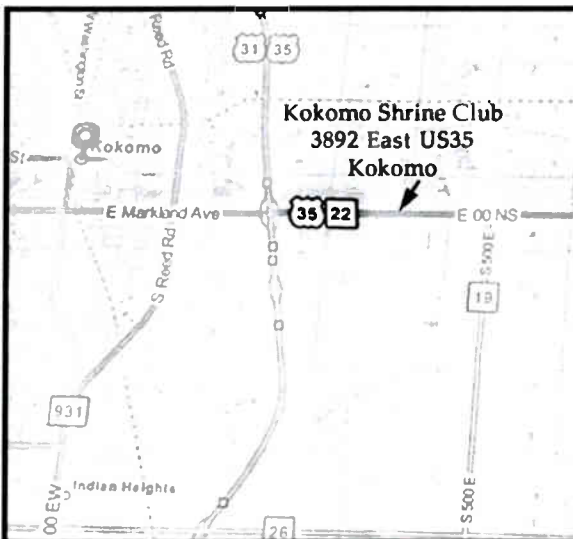
The IHRS welcomes the Hoosier Antique Phonograph Society to our Spring Meet. They will set up with us in the Swap N Sell area. Have a vintage phonograph to show off? Bring it for display.

Meet contact – Don Yost 765-945-7014

Check indianahistoricalradio.org for updated information.

Convenient Motel – Comfort Inn, 522 East Essex Drive, Kokomo

(765) 452-5050 The Comfort Inn is a couple blocks north of SR22 on SR931.



GPS notice!

We have reports that some GPS mapping sources give directions for the Shrine Club to the west of Kokomo. This is not correct—the Kokomo Shrine Club is East of Kokomo along US 35.

Our First TV by Edward Dupart



By 1950 the television craze had swept the country and those that didn't have a TV were considering getting one. My Aunt June bought a 7" Motorola in 1949 with a bubble magnifier that would sit in front of the TV screen and magnify the picture to a whopping 10". This was the first TV I saw and I was fascinated by this new technology and I'm sure I bugged my parents to buy one. My aunt would let the neighbors watch her new TV by opening the front door and would let them peer through the front windows and the front door to marvel at this new technology. It was funny to see them gathered by the front door and the windows looking at the small screen. At home we continued gathering around the radio, a Zenith 288, which I still have, listening to the Lone Ranger, Dragnet and other popular radio programs of the day. It would be another two years before we got a TV.

Finally, in the late summer of 1952 my dad decided to buy a new TV and it was to be a 21" rectangular screen Muntz. The TV man came out in a box truck full of TV's and I watched him open the back door and pull out his ramp. Then he went inside the truck with his two-wheeled cart and loaded a blonde 21" Muntz with a protective blanket wrapped around it and wheeled it into the house. A lot of houses in Detroit had front porches so he had a few steps on the front porch to deal with, so it was fun watching him get it to the top. My parents looked at the blonde cabinet and said, "No, we don't like blonde furniture." So out the door he went and came back with a mahogany 21" Muntz and my parents liked that one and bought it. So he set that one up and put a set of JFD rabbit ears with little red plastic balls on top of the adjustable metal rods on top of the TV and so we finally had a TV and was I excited!

Programs I remember watching in the early 50's were Howdy Doody, Soupy Sales, Dragnet, Adventures of Ozzie and Harriet, I love Lucy, The Lone Ranger, Hopalong Cassidy, You Bet Your Life and a jungle show. My parents watched a lot of other shows, but were past my bedtime. They did

limit my TV watching time and when it interfered with school they would scale back what I watched or shut it off completely, so I didn't spend hours upon hours watching TV.

Muntz televisions were known for cheap TV's in the later 50's, but ones from the early 50's were of fairly high quality and had circuitry comparable to other brands. The ones from the later 50's did work fairly well in metropolitan areas where the TV stations were close but worked poorly in rural areas. The set we had was built in 1952 and had the date stamped on the chassis and was copper clad with a 21EP4 picture tube. It had three IF's and a standard tuner with one RF stage and a 6J6 for the mixer/oscillator and the vertical and horizontal circuits were pretty much standard. The only odd thing about this set is that it didn't have a fine tuning control. My dad had a paintbrush with the wooden end filed down to a screwdriver point and he would use that to tune the oscillator slugs in the tuner. Apparently a TV man showed him how to do that, because my dad was not an electronics person. Otherwise it was decent set that had a good picture and we enjoyed it.

If the set broke down my dad would take the tubes to the drug-store that had a tube tester and he


would check the tubes and if he would find a bad one he would buy a new tube from the drug-store. Many times that fixed the TV, if not he would have a TV man come out and fix it and it was usually a tube my dad missed. It never went into the shop until about 1958 and they couldn't fix it so it went into the basement and he bought a new 1959 21" Muntz TV with an AM radio and a record player to replace it. I really wanted him to buy a Zenith or an RCA, but they cost a lot more. I was learning electronics at the time and my dad didn't mind if I worked on the old Muntz and I did find the problem. It was a bad ceramic capacitor in the horizontal oscillator that killed the horizontal oscillator so there was no high voltage and therefore, no picture. Why they couldn't find that still puzzles me. My dad was proud and now we had a second TV.

The old Muntz was given to a relative and I was fixing lots of TV's and so we always had a second, third or fourth TV around the house. At one time I had ten TV's in my bedroom and it's a wonder I didn't blow a fuse when I turned them all on, but the one that gave me the most excitement was that first 1952 Muntz coming up those porch steps. My first color TV would be a close second, but that's another story.



Dennis at www.retroden.net provided me with the picture of his Muntz. He did a very nice restoration on his Muntz and converted it to a modern day TV with extras. He left the cabinet original, but replaced the innards with modern ones. If you are contemplating keeping the old TV cabinet, but want to up date the electronics, then his site is worth looking into.

Edward Dupart, February 27, 2018




“You’re never satisfied
always changing channels”

Drawn by cartoonist, Bill Harrison for the
“Saturday Evening Post.” Issue date unknown.

Some of the Popular Allied Radio Knight-Kits from about 1963

When I lived in Chicago I worked on the North Side, I use to pass "Allied Radio" every morning and evening when they were located a 100 Wester Avenue. I used to get their catalogs and built all four of the Knight Kits here on display. But not these particular sets. I never did actually stop and go into Allied's store, preferring to shop vie catalog.

Bob Pote March 10, 2018



Knight Kit "Ocean Hopper" 1963
With Case price \$16.98, Coils extra



Knight-Kit "Span Master"
AM/SW 540KC to 30MC
1963, with case price \$25.95



Knight Kit "Space Spanner" 1963
AM 540—1400KC, SW 6.5-14MC
with case price \$18.98




Knight-Kit "Wireless Broadcaster"
1963 price \$12.95
Crystal Microphone \$2.50 extra

The March 2018 issue of "QST Magazine" has an article titled "Knight Kit and the Rise of Kit-Built Radios." Written by Ron Pollack, K2RP, in his "Classic Radio" segment, the growth of kit radios and electronic communications equipment is discussed. The greater portion of the article reports on various Knight-Kit transmitting equipment. There is no reference to Bob's receivers pictured above. *Editor*

Popular Vote Contest, Lawrence Park, March 10, 2018
Contest pictures taken by Ed Dupart



A "Detrola 114"
entered by Ed Dupart



An "Ozarka Armada 78"
entered by Jim Sabo



A "Westinghouse WR-22" submitted by Joe Filipczak



On display— a "Theremin" presented by Fred Prohl.

The 1963 issue of Electronics World has an article written by Robert Moog on building a transistorized Theremin. The project was available in kit form.

Search *Carolina Eyck, Theremin*, on YouTube for a sample of excellence in playing a Theremin





Submit your "FREE TO CURRENT MEMBER" RadioAd by the 15th of February, May, August, or November in time for the Bulletin issue that follows. Unless otherwise requested, RadioAds will run two consecutive issues.

For Sale: Ravioli 51,1930, doored console, condition very good, \$150.00; Radiola 60, 1927, casket style box, refinished, works, \$70.00; Crolsey, ~ 1937, small table set, not working, \$50.00; Atwater Kent, 1929, model 60, console, refinished — works, \$150.00; Crosley, Buddy Boy, case only, \$35.00; Queen Quality Battery set, 1925, casket style box, nice with 01A tubes, Evansville, IN, \$75.00; Courier 652, ~ 1932, doored console, very good condition, not working, \$150.00; Radiola 66, Console, very good condition, \$150.00. Contact Richard Grogg via e-mail dickpamg@gmail.com or by phone 618-554-3506 .

For Sale: Speaker from Philco 95, good condition, \$20.00; eye tube 6G5 \$10.00, used tubes tested good in playing radio: \$4.00 each 6V6GT, 224A, 5U4, 50L6, 227, 6F6Gt, 80; and tubes \$1.00 each 12BA6, 12BE6, 12BA6, 12AV6, 35C5, 50C5, 12SK7, 35L6 50L6 . Contact James S. Looney at mowman7777@yahoo.com, 276-531-8677.

Donation Auction: Rick Weber, W9QZ, has donated a large quantity of radio parts related to construction of pre 1929 ham radio equipment. The parts and related equipment will be sold at the IHRS Spring Meet Donation Auction, May 5, 2018.



Donation Auction — May 5, Kokomo.

Around the Room at Lawrence Park 2018



Bill Morris showed the beginnings of his 1925, Popular Mechanics "Nine Tube Superhet" project.



Around the Room at Lawrence Park 2018



Pictures credit - Ed Dupart

A Theremin On Display at Lawrence Park

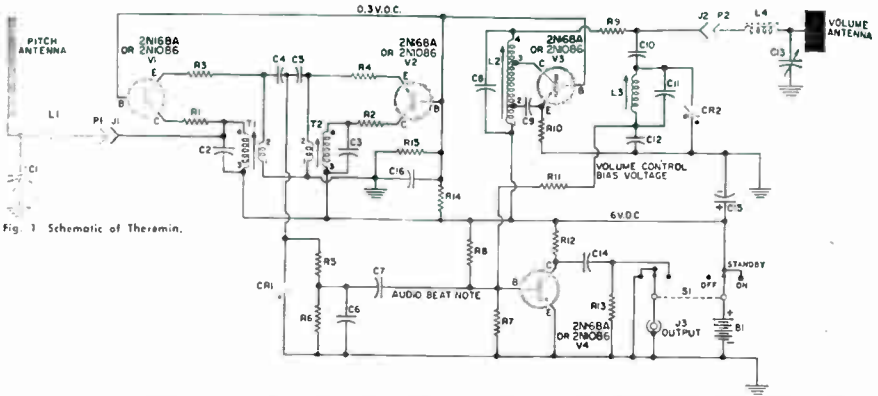



Fig. 1 Schematic of Theremin.



Theremin Circuit Basics:
Right hand capacitance close to but not touching the vertical antenna changes the difference frequency between two oscillators (left section of schematic). Right hand movement varies the difference frequency – the pitch .

The left hand varies the volume of the pitch audio by moving the hand close to and away from a flat plate antenna (not seen in the pictures). The left hand capacitance varies the frequency of a third oscillator, upper right of the schematic. The left hand close the plate antenna cuts off the audio, movement of the left hand away from the flat antenna increases the volume.

The March 2018 issue of "Nuts and Volts" magazine has an interesting article related to a Theremin. Author Crain A. Lindley describes an Altra MIDI Theremin kit. His article includes the life of Leon Theremin, inventor of the Theremin. Mystery and intrigue surround Theremin, his wife, and the art of politics and playing the Theremin.

ARVIN

Smart Styles in Radio

"PRESERVING ARVIN"

An on line site dedicated to Arvin Manufacturing.



Search on-line for "*Preserving Arvin*" to see an extensive presentation of Arvin products. (There is a link to "*Preserving Arvin*" at indianahistoricalradio.org). The site has several categories : Arvin Facilities, Products, Radios, Arvin History, and The War Years.

Go to "Radios" and you can select a radio by period (years) or locate a radio using the index. There are 365 Arvin Radio models listed in the index—and, pictures associated with each model number. This is a very nicely done web site. Set aside an ample amount of time to see it all.

2018—VINTAGE RADIO ACTIVITY—2018

Indiana Historical Radio Society—Swap Meet

indianahistoricalradio.org

May 4th & 5th, Kokomo Shrine Club, Kokomo, IN

August 11, Cool Creek Park, Carmel, IN

October 13, Riley Park Community Center, Greenfield, IN

Antique Radio Club of Illinois

antique-radios.org

Swap Meet—April 29, American Legion Hall, Carol Stream, IL

Swap Meet—ARCI and 6-Meter Club of Illinois, June 17, DuPage Co Fairgrounds

August 24 and 25, RADIOFFEST, Medinah Shrine Club, Addison, IL

Michigan Antique Radio Club—Vintage Electronics Expo

michiganantiqueradio.org

Extravaganza July 12-14, Kalamazoo Expo Center,

2900 Lake St, Kalamazoo, MI

Pittsburg Antique Radio Society

pittantiqueradios.org

April 22—Tri State RadioFest, Center Stage Banquet Hall, Monaca, PA

AWA Antique Wireless Association

www.antiquewireless.org

Annual Convention, August 14—18, Rochester, New York

If the date on your mailing envelope for this issue of the Indiana Historical Radio Society Bulletin is 12/17 or earlier, it is time to renew your membership. Make your check payable to the *Indiana Historical Radio Society* in the amount of \$15.00 per year and send to: Don Yost, IHRS, 3814 E 400 N, Windfall, IN 46076. Include your current mailing address, if not on your check, and your email address, if you have one.

Renew your Indiana
Historical Radio
Society membership
NOW! (thanks)



- Vintage Radio -

Indiana Historical Radio Society (IHRS)

Meets four times a year at central Indiana locations.

Publishes a quarterly "Bulletin"

contact: inhistradio@gmail.com

fb: Indiana Historical Radio Society web: indianahistoricalradio.org

Antique Radio Club of Illinois (ARCI)

Meets six times a year in the Chicago area

with RadioFest as a two day event

Issues an on line bi monthly "ARCI News"

fb: antique radio club Illinois web: antique-radios.org

Michigan Antique Radio Club (MARC)

Two large vintage electronics meets, Winter and Summer

Publishes the Quarterly MARC Chronicle

fb: Michigan antique radio club web: michiganantiqueradio.org

Kentucky: Mid-South Antique Radio Collectors (MSARC)

Hosts Spring and Fall Meets in Lexington or Louisville

Contact: layvinradio@twc.com

email jmiller981@aol.com to be added to mailing list

fb: Mid South Antique Radio Collectors

Ohio: Cincinnati Antique Radio Society (CARS)

Hosts annual "Radiorama" each June

Meets on 2nd Monday of each month at 7:30PM.

Contact: info@cincinnati-antique-radio.org

web: Cincinnati-antique-radio.org fb: Cincinnati Antique Radio Society

Central Ohio Antique Radio Association (COARA)

Hosts two Saturday meets per year

Meets quarterly on 3rd Wednesday — Mar, Jun, Sep, and Dec fb:

COARA Central Ohio Antique Radio Association web: coara.org

Tennessee - Music City Vintage Radio Club

Monthly meeting and three annual meets in Nashville.

fb: Music City Vintage Radio Club web: musiccityvintageradio.org

Pittsburg Antique Radio Society (PARS)

Eight events scheduled for 2018

Publishes the quarterly "Oscillator"

web: pittantiqueradios.org



2018 Officers

Responsibilities

Alex Whitaker President

2927 South East Street
Indianapolis, Indiana 46225
317-787-2854 ehscott@sbcglobal.net

Activities, business,
administration, & publicity

Michael Feldt, Vice President

12035 Somerset Way, East
Carmel, Indiana 46033
(317) 844-0635 email: feldtm@msn.com

Sites and dates of meets

Don Yost, Treasurer

3814 E 400 N
Windfall, Indiana 46076
(765) 945-7014
email: dearsir@netscape.com

Dues, financial, and address
change. Please notify
immediately of change of address.

Editor Fred Prohl

615 Wren Drive
Franklin, IN 46131
(317) 736-1228 email inhistoradio@gmail.com

News articles, radio ads, photos
for Bulletin publication
Maintain indianahistoricalradio.org

Dr. Ed Taylor, Historian

Indiana Historical Radio Society
Historical Documentation

Bulletin Deadlines: News, Articles & Radio Ads, 2/15, 5/15, 8/15, 11/15

IHRS Web site address: www.indianahistoricalradio.org

The INDIANA HISTORICAL RADIO SOCIETY is a non-profit organization founded in 1971. Annual membership dues of \$15.00 includes the quarterly IHRS "BULLETIN." Radio-Ads are free to all members. Please include an S.A.S.E. when requesting information. Send applications for membership and renewals to Don Yost, our treasurer as noted above.

The BULLETIN

**A publication of the Indiana Historical Radio Society
Forty-seven years of documenting early radio.**



Bob Pote displayed at the IHRS Winter Meet a collection of his Allied Radio Knight-Kits dating from about 1963.

Pictured left to right: the *Ocean Hopper*, *Space Spanner*, *Span Master*, and the *Wireless Broadcaster*.

See page 9 of this Bulletin for details.