

The

# Call Letter

November 2019

Vol 45, #11



**2019 Fall Radio Sale and Swap Meet**

# The Northwest Vintage Radio Society

Post Office Box 82379  
Portland, Oregon 97282-0379

The Northwest Vintage Radio Society is a non-profit historical society incorporated in the State of Oregon. Since 1974 the Society has been dedicated to the preservation and enjoyment of "Vintage Radio" and wireless equipment.


Membership in the Society is open to all who are actively interested in historic preservation. The dues are \$25.00 for domestic membership, due on January 1st of each year (prorated quarterly).

The Call Letter has been a monthly publication since 1974. It was originated with the founder, Bob Bilbie, and our first president, Harley Perkins. Through several editors and with the assistance of numerous society members, the Call Letter has continued to be a publication that informs members of the society's business and that supports the hobby of collecting, preserving, and restoring vintage radios.

Society meetings are held the second Saturday of each month at the Abernethy Grange Hall at 15745 S. Harley Ave. in Oregon City, Oregon. They convene at or about 9:30 AM for the purpose of displaying radios, conducting Society business, and exchanging information. Guests are welcome at all Society meetings and functions (except board meetings).

Other Society functions include guest speakers, auctions, radio shows, and radio sales which are advertised in the Call Letter and are held in and around Portland.

With each issue of the Call Letter, we remember Jim Mason, a charter member of the society who remained active until his death in 1999. A generous bequest from Jim's estate ensures the vitality of the Northwest Vintage Radio Society, and continued publication of the Call Letter.



## Society Officers

President	Pat Kagi 360 909-7009	<a href="mailto:patkagi@yahoo.com">patkagi@yahoo.com</a>
Vice President	Franklin Ouchida	<a href="mailto:crazykeychains@gmail.com">crazykeychains@gmail.com</a>
Treasurer	Ed Tompkins (360) 573-3895	<a href="mailto:edtomp@Q.com">edtomp@Q.com</a>
Recording Sec'y	Liles Garcia (503) 649-9288	<a href="mailto:landn2@frontier.com">landn2@frontier.com</a>
Corresponding Sec'y	Mark Moore (503) 286-5224	<a href="mailto:mark@pdxhistory.com">mark@pdxhistory.com</a>
Board member at large	Mike McCrow (503)730-4639	<a href="mailto:soundmikey14@gmail.com">soundmikey14@gmail.com</a>
Librarian	Jeff LaDoe (503) 408-4446	<a href="mailto:flat4pdx@gmail.com">flat4pdx@gmail.com</a>
Call Letter Editor	Don Hanson	<a href="mailto:vanguard4@lycos.com">vanguard4@lycos.com</a>

# On the Cover

## 2019 Fall Radio Sale and Swap Meet

Photograph contributed by Mark Moore

---

## November Table of Contents

Announcements.....	1
President, VP, and Officers' Notes .....	2
Calendar of Events .....	3
The Tombstone Table Console Radio by Dan Howard .....	4
Two Norco Brands by Art Redman .....	8
Supplying Power to Farm Radios by Sonny Clutter .....	10
Fall Radio Sale & Swap Meet – Photos by Mark Moore .....	11
Radiolaguy's Monthly Showcase by Sonny Clutter .....	12
Swap Shop .....	12

---

## Announcements

**November Meeting** will start at 9:30 AM on Saturday, Nov. 9

**November Monthly Feature** is Clock Radios

**November Tech Talk** will be Sid Saul building coil antennas

**November Tube of the Month** is the Wunderlich detector. Please bring your example of this unique design tube to the Nov. meeting.

- Mike McCrow and Damon Vandehey

**Leads and Needs** - The Swap Shop has returned to the Call Letter.

Member ads are free and can either be permanent or temporary.

**Editor's Note** - Please have December Call Letter contributions in by Wed. Nov 27. Articles & Ads welcome (Tube labels too).

---

Visit our web site at:

[www.nwvrs.com](http://www.nwvrs.com)

Find us on Facebook:

[www.facebook.com/nwvrs](http://www.facebook.com/nwvrs)

---

## Note from President Pat Kagi

We had a great time at the Tesla Live radio show with live entertainment. Thanks to Sid Saul and Mr. and Mrs. Rossi for showing up and helping out. There was a trio singing songs from the 40's and we saw two live episodes of the "13th Floor". Here is the NWVRS display:



NWVRS participated at the Columbia Springs repair clinic that was held in the Battleground Community Center on Tuesday, October 22nd from 6 pm to 8 pm. The turnout was much greater than expected and 7 items were successfully tested and diagnosed. Repair cards were given out to all 7, so if you want to be included in repair work, we need your business cards.

Starting in 2020, the yearly membership dues are reduced to \$20 if you suspend the printed copy of the Call Letter.

If someone needs a night out, you should attend the “It’s a wonderful life” on Saturday, December 7th at 8:00 pm at the Old Church Concert Hall. The tickets are free if you sit at the NWVRS table. The table will display various radios playing music through the YORS transmitter and have handouts about our club.

Still looking for someone to host an Open House. This is where club members can come over and visit you where you can show off your collection and tell us a little about yourself. A table for items for sale/trade/wanted is highly recommended.

Pat

## **Calendar of Events**

February 15, 2020. Salem Hamfair & Computer/Electronics Swapmeet. Rickreall, OR at the Polk County Fairgrounds. *This is an ARRL sanctioned event.* <http://www.w7sra.com> .

March 7, 2020. Mike & Key 39th Electronics Show & Fleamarket. Puyallup fairgrounds exhibition hall, Puyallup, WA. <http://www.mikeandkey.org/index.php>

March, 21 2020. (Tentative Date) MicroHams Digital Conference. Redmond, WA. <https://www.microhams.com>.

April 18, 2020. Yakima Hamfest. Yakima, Washington. <http://yakimaamateurradioclub.com/yakima-hamfest/>

April 25 & 26, 2020. Communications Academy. South Seattle Community College, Seattle, WA. <http://commacademy.org/>

May 2020. Stanwood Camano Amateur Radio Club Flea Market and Hamfest, Stanwood Middle School, Stanwood, WA. Contact: Fred Laun, [w7pig@arrl.net](mailto:w7pig@arrl.net)

# The Tombstone Table Console Radio

By Dan Howard



I tried hard to leave it where I found it. Even at only \$10, it seemed like a lost cause with chips and cracks galore. I'd seen sets like this before and was captivated. Back in the mid-1930's someone was really on the ball when they came up with a great looking set designed to play in multiple positions. Try that with a Philco cathedral!

So, I kept going back for another look. And another. And another. By late morning the crowd at the Rickreall Hamfair was really beginning to thin out. I'd already drug Dad over to see its unique design. And I'd discussed it with Bill, assuring him that I was not foolish enough to take it home. The other club members had already been around and were wise-enough to let it be. Why not me?

Then, finally as we were getting ready to pack up – just one last look at this forlorn orphan set. Yes, it happened. The new price – a mere \$5 – overcame my remaining willpower. No, I didn't carry my "prize" triumphantly back to our table. Instead, I picked up its tired cabinet (and surprisingly heavy chassis) and hustled it off to the dark reaches of the back of Dad's truck.

Sets identical to this one were manufactured ca. 1937 by multiple RCA-licensed makers in the Chicago area and were sold under many brand names such as Admiral, Goldentone, Knight, Mantola (model 5z), Monarch, Truetone, etc. My chassis was made by Radio Products Corporation (RPC) and does not have a brand name on the dial.



The chassis has five tubes (6A7, 6D6, 75, 41, and 80), a power transformer, and a large electrodynamic speaker. The combination fully-fills the available space in the 11 x 7 x 7" cabinet and all this girth hangs from plastic rods and a couple of small screws at the back of the cabinet. Most sets would have multiple screws passing through the bottom of the cabinet but, of course, this set was designed not to have a bottom. Likewise, no handle, feet, or logo commit the owner to displaying it a particular way.






The cabinet is a striking white Plaskon, a 1930's-vintage competitor to Bakelite, whose composition made possible white and other lighter cabinet colors instead of just browns and blacks. Plaskon's capacity to carry-off intricate molded details made it competitive with Catalin as well. Unfortunately, Plaskon is predisposed to suffer stress cracks and having a heavy and poorly-supported chassis did this set no favors.

Despite its condition, this example retains its metal trim strips; some were apparently sold untrimmed as well. Considering the sets "rough upbringing" it's not too surprising that Its Plaskon back is long gone.

There truly is no bottom to the cabinet. All four sides and the front are finished beautifully. And the dial scale is printed on the diagonal to be legible in several positions. On its side, it's a table model. When you turn it upright, it displays as a fashionable tombstone, a very popular style of the period. And when you place the controls at the top, it resembles a small console.

Marketers nicknamed the set the Tu-Way or the Du-ette.in an effort to highlight the set's versatility. One "final" orientation (probably *not* anticipated by the manufacturer) could be called "the coffin."

Granted, it's a set that I may never display (or even keep). But I've certainly gotten my \$5-worth of enjoyment contemplating its unique design.



## Two Norco Brands By Art Redman

The first Norco brand radio was simply "Norco" or "The Norco" made by the Northwestern Radio Manufacturing Company of Portland. The 5-tube three-dial set sold for \$55.00 beginning late 1924. In addition, Norco later in 1925 offered a leatherette carrying case, console cabinet and desk enclosure. Norco also offered a table cone speaker for \$32.50 and horn speaker retailing at \$25.00.

The Norco Model 66 was one of the last radios manufactured by the Northwestern Manufacturing Company run by Charley Austin. The Norco 66 had six tubes and selling for \$225.00 during the latter part of 1926. The set came complete with a Philco battery eliminator, table, cone speaker, and B battery. The same package deal was also available for Gilfillan Brothers sets during 1926.

The entire Norco unit sold at a discount rate of \$110.00 during June 1927 and the set with tubes sold for \$50.00. By 1929, the whole unit listed in the Classified ad section of the Oregonian sold for only \$35.00.

### NORCO '66' Radio Receivers

The new Norco 66 is sensitive  
ITS VOLUME CAN BE VARIED FROM A MERE WHISPER  
TO THE LOUDEST SIGNAL

Pick out of the air just what you like and do it easily with a  
receiver that is sensitive to every note, every inflection.

Such rich reception is not found  
in every Radio

EVERY VARIATION IS FAITHFULLY REPRODUCED  
IT IS A FEATURE OF THE NORCO THAT COMPELS  
ATTENTION

Norco—A sure sign of a wonderful Radio buy

## Honeyman Hardware Company

PARK AT GLISAN ST.  
Our Big Free Parking Ground is reserved for motorists while  
dealing at our store

**Norco 66 ad - Oregonian, November 31 1926**

There is also a seven-tube Norco radio made by Northwestern. Sonny Clutter lists this model on his web site. This set has no listed model number and has the same cabinet as the Model 66, but is not a variant because of having seven tubes. Maybe it is a Model 77 standing for a seven-tube set made in early 1927. No advertising about the seven-tube Norco set exists in the Oregonian newspaper.

**NORCO**  
 radio, complete with cone speaker,  
 Philco eliminator, tubes, battery, etc.;  
 regular price \$225, for \$110, or set  
 with tubes, \$50. TRINITY 2851 Sunday,  
 or evenings between 6 and 8.

**Norco ad - Oregonian, June 12 1927**

**The Norco Remler**

Pirated in 1932 by the Remler Company of San Francisco, the Norco-Remler has not relationship to Northwestern Radio Manufacturing of Portland, which causes confusion for some on-line sellers and collectors. The Norco (Remler) Model 4 super heterodyne with shortwave sold for \$29.95 at the Edwards Furniture located in SW Portland. Remler used the Norco brand as a radio model until 1937.

**FOR SALE.**  
**Radio Equipment.**

**FADA "Special" six-tube receiver; complete with Western Electric cone speaker and new B-batteries. Cost new over \$150, out price \$37.50, \$10 down, \$5 month.**

**BRUNSWICK special Radiola 6-tube; Super Hetrodyne console, mahogany cabinet, in perfect shape; built-in loop and speaker. Equipped with Philco A. B. socket power. A very fine set. Cost new over \$225, our price \$60, \$10 down, \$5 a month.**

**BREMMER-TULLY Cou:terphase six; electric equipment, large cone speaker, power tube, table to match set; excellent performer; \$45 complete, \$10 down, \$5 a month.**

**NORCO six-tube receiver, two power tubes, good tone, electric power units, table with built-in speaker. Cost new over \$150. A very neat and compact outfit for only \$35, terms.**

**1929 Norco Classified ad  
 Oregonian, August 18 1929**

**Norco**  
 (Remler)  
 Superheterodyne

**\$19.95**

A big radio in a small package!

Remler with **\$29.95**  
 Short Wave... **Easy Terms**

Don't Forget That We Maintain  
**EXPERT RADIO SERVICE DEPARTMENT**

**Edwards**  
**FURNITURE**

FIFTH AND OAK ATwater 9666  
 "A good place to trade since 1877"



**1932 Norco Remler ad  
 Oregonian, November 6 1932**

# Supplying Power to Farm Radios

**By Sonny Clutter**

Farm radios were made to operate from a local type DC power line, a battery package, or a car battery/windmill. The typical 1920's battery radios do not fall into the category of a "Farm Radio".

**DC power line:** The most common of DC power supplied to homes in some areas was 32 volts. Many companies made radios that would operate on 32 volts DC.

**Battery Package:** The most common type of Farm radio requires a battery package or battery-pac. These "battery-pacs" were so called because they contained all the voltages in one package needed to operate the radio. There are some exceptions where some radios may require two "pacs" (one for the "A" supply, another for the rest of the voltages).

These "battery pacs" were usually unique to the brand and model of the particular radio. Early on, they had to be purchased from the dealer that sold that model radio. As the popularity of these radios increased, most battery companies (Ray-O-Vac, Burgess, Eveready etc.) offered their version for a replacement battery package.

**Windmill or Car battery:** This type of radio usually had a "vibrator" type of power supply that converted a 6 volt DC source to 110 volts pulsed DC which fed the radio's primary of a power transformer. The power transformer operated as if it were supplied with AC. Some of these type radios were universal and had a switch to also operate on 110 volts AC or DC.

Windmills did not operate a radio directly, the voltage from same had to be connected to (typically) a 6 volt car battery. The windmill would supply a charging voltage to keep a 6 volt car battery or a radio's battery charged. Rural folks would usually have more than one battery (depending on their financial situation), one set for their vehicle (if they had one) another for the radio. I do understand there were windmills that supplied voltages other than 6 volts.

C. E. "Sonny" Clutter; AKA: the RadiolaGuy

# Fall Radio Sale & Swap Meet

Photos by Mark Moore



# Colonial Globe Radio

Brilliant radio engineering ca: 1933



## Radiology's Monthly Showcase for November

### The 1933 "New World", Dual Wave, "Globe" radio

Designed by Raymond Loewy, Engineered by Dr. Fulton Cutting, manufactured by Colonial Radio Corporation.

Distributed exclusively by Graybar Electric Company.

Circuitry; 5 tube super-het (IF freq. 175 KC), AVC, series strung filaments, electrodynamic speaker with "hum bucking". Tube line-up: 6A7 osc.-mixer, 78 IF, 75 Det.-AVC, 43 output, 25Z5 rect.

[http://radiology.com/Showcase/RadiologyMonthlyFeature-\(10-19.htm](http://radiology.com/Showcase/RadiologyMonthlyFeature-(10-19.htm)

## Swap Shop

Ads are free and can be permanent, or 3-month, with an asterisk added each month for tracking. Contact editor to extend.

Please contact the following members to be trained in Radio Repair

Bruce Baur	503 708-4537	Milwaukee
Blake Dietze	360 944-7172	Vancouver
Mike McCrow	503 730-4639	Aloha
Sid Saul	503 869-5280	Hebo
Ed Tompkins	360 573-3895	Vancouver



I wish to purchase a 1942 Model 985866 Portable radio as pictured. Please contact me at 360 695-6349 or (C) 360 989-5981. The radio is ID'd by the Model # and the GM under the dial. - Ray Holland \*\*\*

Three more items that I wish to sell: Reel to reel tape recorder Voice of Music model 710 for \$40, a Guild Spice Chest radio model 484 plays for \$35, and an Emerson Set of Books Radio - lights but no sound for \$30. Call John Bucholtz at 360-693-7135 or [bucholtz3049@comcast.net](mailto:bucholtz3049@comcast.net). \*

For Sale - B.F. Goodrich Model R459 AM + SW (big console) \$20  
Call Robbie Robinson at 503 810 0565



*Your  
Holiday  
DJ*

**Reliving Radio** entertains those who remember the **Way Radio Was** with audio and video clips of radio shows, commentary, news, music and memories of 40 years of radio history.

**Reliving Radio** has been part of the fun at car shows, banquets, museums, picnics, "sock hops," wedding receptions, "senior proms" or any special event for the over 65 set.


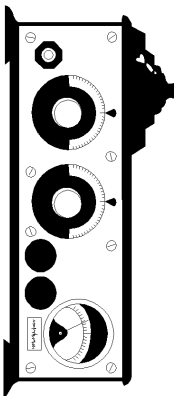
**Reliving Radio** provides entertainment and memories year round in more than 40 retirement communities in the Pacific Northwest.

[www.relivingradio.com](http://www.relivingradio.com)

Call to book **Reliving Radio** 503-784-4398



NW Vintage Radio Society  
P.O. Box 82379  
Portland, Oregon 97282-0379



**FIRST CLASS MAIL**