

The

# Call Letter

April, 2013  
Vol. 39 – No. 4

## ANTIQUUE RADIO *Show & SALE*



Presented by the  
Northwest Vintage Radio Society

**SATURDAY APRIL 13th**

**9 AM 'til 3 PM**

**American Legion Hall**  
21510 Main St.  
IN HISTORIC  
**AURORA, OR**

*You'll see & can purchase; vintage wood, Bakelite, plastic, transistor & short-wave radios. Buy 'em all restored or in as-found condition. Hard to find tubes parts, vintage TV's, phono's and other related items will also be available.*



---

**NEXT MEETING: MAY 11TH**

---

# The Northwest Vintage Radio Society

Post Office Box 82379

Portland, Oregon 97282-0379

The Northwest Vintage Radio Society is a non-profit historical society incorporated in the State of Oregon. Since 1974 the Society has been dedicated to the preservation and enjoyment of "Vintage radio" and wireless equipment.

Membership in the Society is open to all who are actively interested in historic preservation. The dues are \$25.00 for domestic membership, due on January 1st of each year (prorated quarterly).

The Call Letter has been a monthly publication since 1974. It was originated with the founder, Bob Bilbie, and our first president, Harley Perkins. Through several editors and with the assistance of numerous society members, the Call Letter has continued to be a publication that informs members of the society's business and that supports the hobby of collecting, preserving, and restoring vintage radios.

Society meetings are held the second Saturday of each month at the Abernethy Grange Hall at 15745 S. Harley Ave. in Oregon City, Oregon. They convene at or about 10 AM for the purpose of displaying radios, conducting Society business, and exchanging information. Guests are welcome at all Society meetings and functions (except board meetings).

Other Society functions include guest speakers, auctions, radio shows, and radio sales which are advertised in the Call Letter and are held in and around Portland.

With each issue of the Call Letter, we remember Jim Mason, a charter member of the society who remained active until his death in 1999. A generous bequest from Jim's estate ensures the vitality of the Northwest Vintage Radio Society, and continued publication of the Call Letter.



## Society Officers for 2013:

President	Sid Saul (503)869-5280	<a href="mailto:saulsidney@gmail.com">saulsidney@gmail.com</a>
Vice-President	Mike McCrow (503)730-4639	<a href="mailto:tranny53@frontier.com">tranny53@frontier.com</a>
Treasurer	Ed Tompkins	<a href="mailto:edtomp@Q.com">edtomp@Q.com</a>
Recording Sec'y	Charlie Kent (503)281-9335	<a href="mailto:radiogallerykent@qwestoffice.net">radiogallerykent@qwestoffice.net</a>
Corresponding Sec'y	Jim Harper (503)538-8738	<a href="mailto:JLHarperclan@aol.com">JLHarperclan@aol.com</a>
Board member at large	Mark Moore (503)286-5224	<a href="mailto:mark@pdxhistory.com">mark@pdxhistory.com</a>
Call Letter Editor	Tony Hauser (503)438-0297	<a href="mailto:abhauser@aol.com">abhauser@aol.com</a>
Librarian	Robert Robinson (503) 255-3585	<a href="mailto:srrobins@comcast.net">srrobins@comcast.net</a>

---

# April 2013

## Table of Contents

---

NWVRS March Meeting Minutes.....2  
 NWVRS Calendar of Events .....5  
 The Sonometer Company.....6  
 March Display.....8  
 Play it Again Sam.....10  
 Swap Shop.....12

**On the cover:** The NWVRS Radio Sale poster advertising our new month for the event.

**No Monthly Meeting. Swap Meet in Aurora!!**

**Next meeting in May features an auction for a 1942 Zenith console and annual Trash Bash!**

**Visit our web site at <http://nwvrs.com>**

**and on Facebook:**

**[www.facebook.com/northwest-vintage-radio-society](http://www.facebook.com/northwest-vintage-radio-society)**

---

**Next Call Letter deadline: April 26, 2013**

---

The *Call Letter* is the official publication of the Northwest Vintage Radio Society. Circulation is limited to the membership and guests of the Society. The Society is not responsible for the material contributed for publication, nor the quality, timeliness, or accuracy of the items or services offered for sale in the SWAP SHOP. By common agreement of the board of directors, the buyer assumes all responsibility for the satisfaction of any transaction.

---

# February Meeting Minutes

---

by Recording Secretary Charlie Kent

The March 8, 2013 meeting of the Northwest Vintage Radio Society was called to order at 10:00 am by President Sid Saul. A motion was made and approved to have the Pledge of Allegiance at the start of each meeting, and was performed. Mark Dinsmore was introduced as a new member, whose interest is in ham radio with his call letters being KF7HNA.

The February 9, 2013 minutes were approved as presented in *The Call Letter*.

Mark Moore reported the recovery of the Grunow radio that was taken from our clubhouse.

## **Don Iverson Award Contest**

Vice President Mike McCrow explained how the Don Iverson Award selection would be made. There were approximately 10 submissions for the award. **Chris Butler** won the first Don Iverson Award with his restored radio. **Congratulations Chris!**

## **Treasurer's Report**

Ed Tompkins reported on our expenditures for the month.

## **Corresponding Secretary**

James Harper reported on new books in A.R.C.

## **Library**

Robbie Robinson announced the new AWA journal is now available.

## **Call Letter**

Tony Hauser requested bios of members be sent to him.

### **Membership / Webmaster**

Pat Kagi talked about new features on our website. If Pat does not have your email address, please send it to him.

### **Membership Roster**

Club photographer Chris Butler asked members to contact him if your roster photo needs to be taken.

### **Swap/Sale**

Brian Toon reported eight tables are left for purchase for the April Swap/Sale in Aurora.

### **Merchandise**

Charlie Kent gave prices for shirts, caps and nametags.

A Pittock Mansion update was made.

### **July Speed Feldshau Memorial Swap Meet and Picnic**

Secretary Charlie Kent outlined plans for the event. A motion was made and approved to hold the event from 9:00 am to 2:30 pm with the last hour devoted to clean up.

### **Good and Welfare**

Jerry Hertel had a knee operation, and is doing well.

### **Leads and Needs**

None for *Call Letter* reporting. It was reported that newly-opened Oregon Electronics' address is 8055 S.W. Nimbus Avenue, Building 12, Beaverton, OR 97008.

### **May Trash Bash**

Bring your old electronics to the trailer out front of our clubhouse before the meeting. No picture tubes.

**May Monthly Feature** – Catalin radios

**May Tech Talk** by Charlie Kent – History of Catalin, followed by a repair demonstration.

At the 10:50 am recess, Secretary Charlie Kent conducted the auction of a wire recorder netting \$22.00, and a battery radio for \$320.00. Proceeds will be placed in the NWVRS Education Fund.

The meeting adjourned at 12:17 pm.

The post-meeting class was given by Brian Gibson: Part 1 on soldering. Part 2 will take place at the end of May's meeting.



---

## NWVRS Calendar of Events

---

Most of the hamfest and ham swap meet information comes from: PNW Hamfair web page at [www.n7cfo.com/amJradio/hf/hf.htm](http://www.n7cfo.com/amJradio/hf/hf.htm)

- February 1 – July 8** **Pittock Mansion display. From Stereoscopes to Televisions: The Evolution of Home Entertainment.**  
<http://pittockmansion.org/events/from-stereoscopes-to-televisions-the-evolution-of-home-entertainment/>
- April 13** **NWVRS Spring Swap & Sale (new month!)** 9am-3pm.  
American Legion Hall, 21510 Main St. Aurora, OR
- May 11** NWVRS monthly meeting 10am; **ANNUAL TRASH BASH 8:30.** Tech Talk: History of Catalin and Catalin repair. Display: Catalin Radios. **SPECIAL AUCTION: 1942 8-tube Zenith console.**
- May 31 – June 2** **Sea-Pac Hamfest** Seaside Convention Center, Seaside, OR. <http://www.seapac.org/>
- June 8** NWVRS monthly meeting 10am; tailgate swap 8:30.  
Tech Talk: Arvin Radio.
- July 13** **Speed Feldschau Memorial Swap Meet** Replaces the regular monthly meeting. 9am-2:30pm at the Abernethy Grange.
- July 20** **Coos County Radio Club Hamfest and Swap Meet** North Bend, OR. Contact [zane.albertson@com](mailto:zane.albertson@com) (541) 404-6908
- July 27** **Chehalis Valley ARS 13<sup>th</sup> Annual Swap Meet** Lewis County Fairgrounds. Contact John Ellingson, K7OSK [k7osk@boatanchor.com](mailto:k7osk@boatanchor.com), [www.cvars.org](http://www.cvars.org)

---

# The Sonometer Company

---

by Art Redman

Portland has a new radio manufacturer the newspaper The Portland Telegram proclaimed on November 11, 1926 “Loud Speaker Made Locally.” The company made a new type of the loudspeaker, called the Sonometer, which was invented by W.O. Erbes of Goldendale Washington for which he obtained a patent. It took Mr. Erbes more than five years to perfect the speaker. The first prototype was used by KGW radio in 1922 to broadcast phonograph records.

The speaker was constructed by the Universal Wood Working Company at 104-108 NW Third Avenue and the Lents Cabinet Shop located at 9331 SE Foster Blvd. The distributors of the speaker were the North Coast Electric Company of Portland located at 329 Everett Street and their other stores in Tacoma and Seattle. The first speaker made was presented to Queen Marie of Romania when she visited the Goldendale Museum.

The Sonometer was claimed to amplify sound without resonance with a special tapered air cushion or vent system which eliminated and filters all unnecessary and period sounds. The cushion was made from a composition secret formula that slowed down the velocity of sound to near the speed it has through the air column of the amplifier.

The sound chamber was made of vertically grained spruce built like a violin. It had an interior floating sound board having a connection to the top of the sound chamber. These two connections are glued and doweled with wooden pegs by a half inch spring block. The location of these connections is where the nodes are most constant creating a complete separation of amplification and resonance which allows the sound chamber to function properly in giving heavy diapason and cello tones. All piano tones were heavier and the reproduction of



female voices was improved along with the separation of all instruments in large orchestras.

The size and material used and its rigid construction made the amplifier unturned to any one frequency, tune, or cord. The speaker itself becomes an entirely neutral medium for sound. The vent system or air cushion which is the main feature of the patent creates a system of matched impedances in the amplifier. There were no descriptions of the loudspeaker coil, cone, diaphragm, or other electrical parts of the speaker.

The speaker was a floor model about two feet in height made of two tone mahogany having a clean appearance. I first wrote about the Sonometer citing this article about twenty-five years ago for the Call Letter. The question still remains: Does any member of the NWVRS have a Sonometer or ever seen one? Another fact is the Sonometer Company is not listed in the Portland City Directories which makes me believe The Sonometer Company made only this one product and no other speakers or radios.



NWVRS member George Kirkwood explaining the operation of the Norco receiver (left) at the opening of the Pittock Mansion display in February. See the Calendar of Events on page 5 for more information.

---

# March Display

---

by Chris Butler

The entries for the first Don Iverson Craftsmanship Award.



Charlie Kent



Dick Bixler



Chris Butler's winning entry



Joe Fielding



George Kirkwood's Loewe OE333 Repro.

---

# March Display

---



Larry Tobkin



Liles Garcia



Mike McCrow



Sonny Clutter's Crosley 2C1



Ray Holland

---

## Play It Again, Sam

---

by David Wise

### Jackson Bell Model 60 "Trumpet Tone" by Gilfillan: Part II of II

I cracked open the Rider's index and sighted down the Jackson-Bells. There was at least one in every early volume, so I just plowed in, starting at Volume 1. Nothing, nothing, nothing, nope, nope, nope, PAY DIRT! in Volume 7. It's a Model 60, drawn on April 14, 1930. It's usually seen in a peaked-roof tombstone cabinet with a sunburst grille.

Nobody was making 26-powered manual-gain TRF's in 1930. With the old "where am I" 0-to-100 tuning scale. Model 60 was obsolete before it was designed, let alone before it hit the shelves. I don't know the Jackson-Bell serial number scheme, but mine is 58076, which at least sounds impressive. I'd love to see an ad - I bet they were "priced for quick sale". Radiomuseum says \$59 which is preposterous - a Philco 20 (August 1930) would blow the doors off it and sold for \$50. However, this was not Jackson-Bell's cheapest radio. On the same Rider's page, model 59 swaps the 224 detector for - you guessed it - a 227. It's also grid-leak instead of C-bias (more distortion), and transformer-coupled to the driver, where the 24 was resistance-coupled. Hard to say which has more gain, but a grid leak loads the tank and pulls down Q, which is already bad because the 59 doesn't regenerate. No sensitivity, no selectivity - this had to be a big-city-only radio, which makes the 60 kind of the deluxe version. Now the tube lineup makes sense; they started with a 26/27 set, and upgraded it to a 24.

A Service Note solved the mystery of my 60's second filter choke. Apparently they had trouble procuring those new "high-tech" electrolytic caps, and to keep the production line going they hastily retrofitted paper caps, whose smaller capacitance necessitated a second stage of pi-type filtering. (By the way, the choke measures 40 henrys.)

They didn't use high-quality caps such as are occasionally still serviceable. These leaked like nobody's business. I added a terminal strip loaded with modern electro's and bypassed the old box. Checking the schematic, I saw that four of the seven Cubs operate in low-voltage, low-impedance conditions: RF filament bypass, Detector cathode and screen bypass, and regen coupling. I replaced the other three: Detector plate RF bypass, and 1A6 grid and plate coupling.

When I powered up the radio, I got stations. A few. A quick

probe around looking at voltages showed more than expected on the detector screen, and the plate was about the same as the screen. If you remember the difference between the 24 and the 24A, you'll know this is a Bad Thing. The upper-leg resistor in the detector screen voltage divider had decreased in value, from 20K down to 10K, and the lower leg went up from 3K\* to 5K. When I substituted new 22K and 3.3K parts, the plate rose out of saturation and sensitivity improved, but I remembered reading how temperamental the early detector circuits were, and decided, what the heck, let's experiment. Powering the screen from an external variable supply, I quickly found a "sweet spot" that was below the design voltage. Turns out this 224 C-bias detector really likes fifteen volts! I tried three 224's and three 224A's. The 224's wanted 12V while the A's preferred 18, but both did fine with the compromise. Compared to the original 27V, this won me about 3dB of extra gain. In this radio, you'd best not refuse it. I adjusted my resistors accordingly, and preened at outdoing the original engineer – only 83 years late!

\* The schematic says 8K but this is a misprint. The resistance table in the Service Note is consistent with 3K. (The table entry for Detector Screen Voltage can't be reconciled with either value. I don't know how they got it.)

Without a drive to add friction, the tuning cap wants to fall shut from its own weight. J-B pressed a felt pad to the side of the thumbwheel to hold it still. Nice idea but the springy bracket gives it "stiction". As you slowly turn the wheel it slips, catches, slips... really annoying when you're trying to peak a signal you can barely hear. I had something that might help, and I'd been looking for an opportunity to try it. Nye Lubricants makes a range of "damping greases", which, yes, do lubricate, but they also add a calculated amount of friction, on purpose. Those silky-feeling pots on your stereo are treated with this. So are microscope focus knobs. I put a swipe of PG-1S on the wheel, and Problem Solved. (I also have some PG-3S and PG-44A. You can have a dab of all three if you want.)

Now I can get quite a few stations during the day. Although signals are stronger at night, listening to anything but the locals is a chore requiring constant twiddling of gain, regen, and tuning. This will be fun for a while, but the Jackson Bell 60 is not a daily driver. Unless Diane falls in love with it, I may let it go.

---

## Swap Shop

---

*FOR SALE:* Thousands of tubes, hundreds of radio parts, panels, meters, surplus, etc. R5-D3 electronic surplus, Bob Lee, 9770 S.E. Stanley Ave., Milwaukie, OR 97222, (503) 513-0410

*FOR SALE:* Many Tubes New and Used – 30-day money back Warranty. For list visit [www.antiquetubesupply.webs.com](http://www.antiquetubesupply.webs.com). I can ship OR bring to club meetings. Damon Vandehey, (503) 459-1777.

## Leads and Needs

Questions about restoration of vintage radio? Visit Radiolaguy's web site often for this information plus lots of other interesting displays, photos, virtual museum plus lots of other information on vintage radio and television. Oh, yes, there are items for sale as well and NVRS members get a substantial discount on most of these items. Thank You, Sonny the Radiola Guy  
Visit my vintage radio web site: <http://www.radiolaguy.com>

## Radio Service

These members have indicated they are willing to perform radio repairs:

Roger Brown – (503) 693-6089

Bruce Baur - (503)-708-4537, [brucebaur@comcast.net](mailto:brucebaur@comcast.net)

Blake Dietze – (360) 944-7172, [wb6jhi@ix.netcom.com](mailto:wb6jhi@ix.netcom.com) - Full Service Shop

Jack Doyle – (503) 305-8097

Pat Hickman – (503) 887-9015 Web: [www.classictubeaudio.com](http://www.classictubeaudio.com)

Email: [phickman@comcast.net](mailto:phickman@comcast.net)

Jim Myers – (509) 525-6264

Tony Ranft – (360) 944-8489 or [walterranft@hotmail.com](mailto:walterranft@hotmail.com) – General repairs.

Dave Wise – (503) 648-0897, [david\\_wise@phoenix.com](mailto:david_wise@phoenix.com)

If you are willing to repair radios, give your name, phone and/or e-mail, and any comments to the *Call Letter* editor.

The Northwest Vintage Radio Society is not responsible in any disputes arising from services provided by members listed here. By common agreement of the board of directors, the buyer assumes all responsibility for the satisfaction of any transaction.

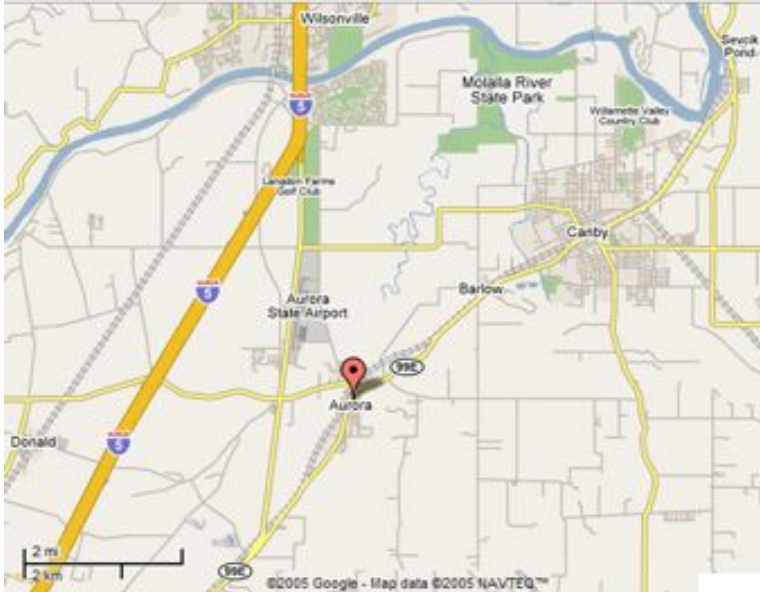
---

# Fall Swap/Sale Location


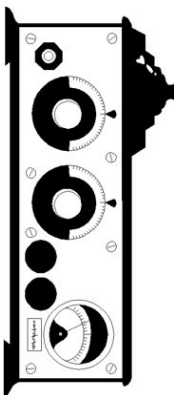
---

Map by Google

Here is a map to Aurora. The American Legion hall is just off of Highway 99E at the corner of 3rd and Main Street NE. Exits off I-5 to Aurora are clearly marked from either direction. Really, you can't miss it.



**NW Vintage Radio Society**  
**P.O. Box 82379**  
**Portland, Oregon 97282-0379**



**FIRST CLASS MAIL**