

The

# Call Letter

April, 2005  
Vol. 31 — No. 4



30 years in print!

# The Northwest Vintage Radio Society

Post Office Box 82379  
Portland, Oregon 97282-0379

The Northwest Vintage Radio Society is a non-profit historical society incorporated in the State of Oregon. Since 1974 the Society has been dedicated to the preservation and enjoyment of "Vintage radio" and wireless equipment.


Membership in the Society is open to all who are actively interested in historic preservation. The dues are \$25.00 for domestic membership, due on January 1st of each year (prorated quarterly).

The *Call Letter* has been a monthly publication since 1974. It was originated with the founder, Bob Bilbie, and our first president, Harley Perkins. Through several editors and with the assistance of numerous society members, the *Call Letter* has continued to be a publication that informs members of the society's business and that supports the hobby of collecting, preserving, and restoring vintage radios.

Society meetings are held the second Saturday of each month (except July and August) at the Abernethy Grange Hall at 15745 S. Harley Ave. in Oregon City, Oregon. They convene at or about 10 AM for the purpose of displaying radios, conducting Society business, and exchanging information. Guests are welcome at all Society meetings and functions (except board meetings).

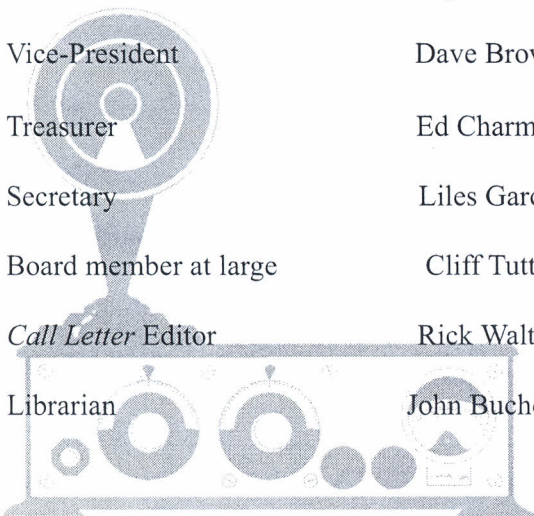
Other Society functions include guest speakers, auctions, radio show, and radio sales which are advertised in the *Call Letter* and are held in and around Portland.

With each issue of the *Call Letter*, we remember Jim Mason, a charter member of the society who remained active until his death in 1999. A generous bequest from Jim's estate ensures the vitality of the Northwest Vintage Radio Society, and continued publication of the *Call Letter*.



## Society Officers for 2005:

President	George Kirkwood	(503) 648-4809 <a href="mailto:radiogeo@hevanet.com">radiogeo@hevanet.com</a>
Vice-President	Dave Brown	(503) 585-4667 <a href="mailto:ironradio@qwest.net">ironradio@qwest.net</a>
Treasurer	Ed Charman	(503) 654-7387
Secretary	Liles Garcia	(503) 649-9288 <a href="mailto:landn@easystreet.com">landn@easystreet.com</a>
Board member at large	Cliff Tuttle	(503) 666-7005 <a href="mailto:kiptuttle@aol.com">kiptuttle@aol.com</a>
<i>Call Letter</i> Editor	Rick Walton	(503) 284-5648 <a href="mailto:rwalton@easystreet.com">rwalton@easystreet.com</a>
Librarian	John Bucholtz	(360) 693-7135 <a href="mailto:BonJonBuck@webtv.net">BonJonBuck@webtv.net</a>



---

# April 2005

## Table of Contents

---

The Presidents Corner: ..... 2

From the Editor..... 3

NWVRS Meeting Minutes ..... 6

Atmospherica..... 7

The 2005 NWVRS Annual Radio Competition ..... 8

How Judges Judge ..... 9

Photo Display ..... 10

Voilà ...new and recent finds by NVRS members ..... 12

In the Shack ..... 13

Swap Shop ..... 15

**On the cover:** The radio logo on the front cover comes from last month's feature at the meeting. This is the logo that is on the inside cover of the radio that President George Kirkwood brought to the meeting. Your editor took the picture to be able to identify the radio, but with a little digital magic, it became our April cover.

---

**The next meeting is on April 9, 2005.**

---

**Last call for annual dues!**

**April Feature: Annual Radio Competition.**

Visit our web site at <http://nwvrs.org>.

---

**May Call Letter Deadline: May 4, 2005.**

---

The *Call Letter* is the official publication of the Northwest Vintage Radio Society. Circulation is limited to the membership and guests of the Society. The Society is not responsible for the material contributed for publication, nor the quality, timeliness, or accuracy of the items or services offered for sale in the SWAP SHOP. By common agreement of the board of directors, the buyer assumes all responsibility for the satisfaction of any transaction.

---

## The Presidents Corner:

---

(Just a little fire side chat)

The NWVRS has grown and our endeavors to have good meetings, swaps, and comradeship have been increasing in quality. However, there is a danger that an organization can become stagnant. There has been much effort to add new features that will make for a better time for all. In having tech-talks, better Christmas parties, better place for swap meets, and yes, the dumpster project have added to our meetings good times. We are going to try a new item with the spring radio competition, which stems from our change of the show and tell. I am looking forward to this function.

In this next year we should be, as a group, looking to new ways to be movers and shakers in the NWVRS experience. Therefore I would like all of the members to offer any suggestions and ideas to have our organization be the best. We need to have input in order to grow. So I offer some categories to explore:

- An invitation to all the many Ham clubs.
- Hold some meetings in other parts of the state.
- Have a member canvas to let those that do not attend know that we care about them and learn what can be done so they can attend the meetings.
- Have a spectacular presentation on TV.
- Have an antique radio presentation at schools.
- Have lecture presentations from industry.
- As a group, visit the Radio museum.
- Hold a summer picnic and swap.
- Find a better place where there is more walk-in traffic to have the swaps.
- Etc.

Some of these suggestions are out in left field. However, we must think out of the box and look for one or two things that will enhance our group.

Please e-mail me or call with your Ideas.

George

[Radiogeo@hevanet.com](mailto:Radiogeo@hevanet.com)

Phone 503-349-0711

---

## From the Editor

---

by *Call Letter* Editor, Rick Walton

This month's meeting with the Annual Radio Competition is surely one you don't want to miss, and perhaps you want to participate by entering a radio from your collection. I don't have anything to enter, but even if I did I'd be too busy taking pictures and reporting on the event to try to compete. All entries **must** be in by **9:30 a.m.** so be sure you arrive with your entry before then! See page 8 for all the details along with some insights from Blake Dietze on "How Judges Judge."

By just a pure stroke of luck, my wife rescued by me at the last minute. She called me at work to let me know that she'd invited a friend over for dinner who would help me with some baseboards in our kitchen. How did she rescue me, you ask? By changing my plans to attend the auction in Canby that took place March 23, that's how! The last time I attended an auction in Canby, a batch of radios followed me home despite my intended restraint, and I have no reason to think that this time would have been any different. The catalog showed a lot of promise, especially if you wanted consoles. I really do want to thank Sonny Clutter for spreading the news about the auction on the e-mail list. I would have never learned of it otherwise — except after-the-fact.

At the March meeting members displayed the radios they were least likely to part with, and the response was good as you'll see by the number of photos in this month's "Photo Display." But the photos don't capture the best part: the stories that went along with each radio. I enjoyed hearing all of them, but I must say that my favorite was Frank Olberding's story that went along with the little 1938 Philco radio he brought. The radio is one that he bought brand-new to give to his lady friend at the time. She was living in a place where there weren't any other radios, and Frank wanted to make sure she had something entertaining to keep her home at night. That lady friend later became his wife, who passed away just a year ago after over 60 years of marriage. That story makes that radio really special and one that he definitely wouldn't be willing to part with.

As promised, I've reprinted the next installment of Mike Parker's "In the Shack." This one is from the February, 1995, issue of the *Call Letter*. Mike describes a Magnus radio he bought by mail and some of its restoration, then provides us a ten-step process for restoring battery set knobs. And I slipped in another of Tom James' "Atmospherica" poems, this one first printed in June of 1978, and reprinted in June 1997.

Voilà is small this time, and it's a good thing because there wouldn't be room for any more in this chock-full issue.

---

## NWVRS 2005 Calendar of Events

---

- April 9** NWVRS monthly meeting and **Annual Radio Competition**, 10 am; tailgate swap 8:30.
- April 9** Inland Northwest Hamfest & Computer Show, Lilac City ARC & Lilac City Chapter of 10-10 International, St. Ann's Parish Hall, East 2120 First Avenue, Spokane, Wa.
- April 16** Yakima Amateur Radio Club W7AQ Hamfest 2004 Selah Civic Center, Selah, WA.  
<http://eagle.ykm.com/~W7aq/hamfest.html>
- May 8** Maple Ridge Amateur Radio Club Ham, Computer and Electronics Swap Meet. Maple Ridge, BC. [www.qsl.net/ve7rmr/index5.html](http://www.qsl.net/ve7rmr/index5.html)
- May 14** NWVRS Spring Swap/Sale at Salvation Army Rose Center.
- May ?** Stanwood Camano Amateur Radio Club (SCARC) Hamfest, Stanwood, WA. Contact Vic, N7KRE (360)387-7005.
- May 21** Chili Cook Off and Electronics Swap Meet. Albany, Oregon Near I-5 just off Highway 20. 12:00 noon until! Contact Steve, (541)928-2207. [www.qsl.net/wa7abu](http://www.qsl.net/wa7abu).
- June 3, 4, 5** Apple City Radio Club Hamfest, Dryden Gun club. Dryden, WA. Go to the intersection of Hiway 2 and Hiway 97 and look for the signs. Contact Judy, [ka7zna@msn.com](mailto:ka7zna@msn.com). [www.qsl.net/w7td/](http://www.qsl.net/w7td/)
- June 11** NWVRS monthly meeting 10 am; tailgate swap 8:30.
- June 11** Hamfest 2005. Kootenai Amateur Radio Society. Lions Club, Hiway 53, Rathdrum, ID. For more info contact Jim, N7ESU at (208)667-4915 or email [n7esu@arrl.net](mailto:n7esu@arrl.net)
- July 9** NWVRS monthly meeting 10 am; tailgate swap 8:30.
- June 17-19** SEA\*PAC, Northwestern Division Convention, Seaside, OR Oregon Tualatin Valley ARC <http://www.seapac.org>

- July 15-17** Glacier-Waterton International Peace Park Hamfest July 18-20, 2003, East Glacier, MT.  
<http://www.gwhamfest.org>
- July 23** Hamfest - Swapmeet. Bandon, OR. Located at the "Barn" (Bandon's Community Center). Sponsored by the Coos County Radio Club. Contact Paul, K7AIA at (541)888-2050 or [k7aia@arrl.net](mailto:k7aia@arrl.net).
- July 30** Chehalis Valley Amateur Radio Society Hamfest. Lewis County Fair Grounds, Chehalis, WA. For details, contact John Ellingson, K7OSK, [k7osk@boatanchor.com](mailto:k7osk@boatanchor.com).
- August 13** NWVRS monthly meeting 10 am; tailgate swap 8:30.
- August 13** Hamfest and Electronics Flea Market, Radio Club of Tacoma; Bethel Junior High School  
22001 38th Avenue East, Spanaway, WA
- August 13** Christina Lake Amateur Radio Picnic/Camp out. Christina Lake Motor Inn, Christina lake, BC, Canada. For information, contact [janroy@shaw.ca](mailto:janroy@shaw.ca), (250)497-6136.
- August 13** The 8th Annual Greater Portland Insulator Swap. Located on Mt. Scott in southeast Portland -- 9999 SE Frenchacres Dr. Portland, OR Starts at 1:00 pm and runs until early evening. No charge. For more information contact Dan Howard (503)761-7799 email [strains@msn.com](mailto:strains@msn.com).
- August 20** Longview Hamfair. New location at the Castle Rock Fairgrounds. Sponsored by the Lower Columbia Amateur Radio Association. For information contact Bob, KB7ADO, [KB7ADO@aol.com](mailto:KB7ADO@aol.com). Flyer in PDF, (37K)  
Map in PDF, (31K)
- August 21** Antique Radio Swap Meet. Sponsored by the Puget Sound Antique Radio Association. 9 AM to 1 PM. Shoreline museum parking lot. N. 175th & Linden, Avenue, North Seattle. One block west of Aurora Ave. or one mile west of I-5, exit 176. Free admission.
- September 10** NWVRS monthly meeting 10 am; tailgate swap 8:30.
- (Turn to *Calendar* on page 16.)

---

# NWVRS Meeting Minutes

---

By Liles Garcia, NWVRS Secretary

President George Kirkwood called the March 12, 2005 meeting to order at 10:00 AM. There were 40 members at our meeting today, and Richard Ryan attended today as a guest. Welcome Richard! The February meeting minutes were approved as printed in the Call Letter. Treasurer Ed Charman gave the Treasurer's report.

## Old Business

Swap Meet — Contact Sonny Clutter if you would like to get a table at our swap meet.

Radio Display Contest — We will have our Radio Display Contest at our April meeting. The entry categories and judging criteria will be published in the April Call Letter. This information will also be on our website.

Zenith Museum Trip — Rudy is working with the museum owners to arrange for our tour. The tour will probably happen in June.

## Technical Talk

Sonny described how to clean old plastic and Bakelite radios. He uses Pine-Sol and it does not damage old bakelite. George added that dilute Drano removes old paint. Also, WD40 removes masking tape from bakelite.

## Leads and Needs

Eugene Castaneda needs two knobs for a Crosley 9-104W radio.

Phil Levelle needs a 6 in speaker assembly for a Zenith 5S29.

Ron Hershey needs some old-style lid supports for a battery set.

George Kirkwood needs some red laminated plastic sheet about 1/4" thick and 1 1/2" wide.

Jerry Talbott has a 4 foot square piece of clear Plexiglas that he would like to give away.

Jim Ellsworth needs a meter for an Eico 666 Tube Tester. [jells59@yahoo.com](mailto:jells59@yahoo.com)

## Program Topic


The program topic for this month was "the radio that you would be least likely to part with". Members showed and discussed the radios that they brought.



The Feature Radio for June is “tuning eye radios“.

Radio Auction — Bob Meyers donated a Freed-Eisemann NR-6 Radio to be auctioned at our meeting today. George was the auctioneer, and the bidding was lively and spirited. Many thanks to Bob for his generous donation!

The meeting was adjourned.



by Tom James, from the June, 1978 Call Letter

*That's Life*

*I get word of a radio find,*

*And it turns out to be,*

*A beautiful Plastic job —:*

*An Airline, fifty three!*

*My friend, on the other hand,*

*Walks into a store nearby*

*And finds an autographed copy of*

*The Radio Boys and the Spy!*

*I admire his acuity,*

*Vision, persistence, and pluck,*

*But still I cry to high Heaven*

*That there ain't no justice in luck!*

---

---

# The 2005 NWVRS Annual Radio Competition

---

By Dave Brown

As has been previously announced, on April 9<sup>th</sup> we will be having our 2005 Annual Radio Competition. This will be in lieu of the usual Monthly Feature. There will be six categories as follows:

- Wireless Sets and Pre-War Crystal Sets
- '20s Battery Sets
- '20s AC Sets
- '30s – '40s Wood Sets
- '30s – '40s Plastic Sets
- Miscellaneous

One entrant may enter as many as two radios. They may be entered in the same or in different categories.

Here is the schedule we'll be adhering to on April 9<sup>th</sup>:

- **08:30 – 09:30** - Setup. Please place your entry(ies) on the appropriate table(s), fill out an information card and place the card by your radio(s). There will be blank information cards on each table.
- **09:30** – The contest will **close** to additional entries.
- **09:30 – 10:00** - Judging
- **10:00 – End** - April Meeting
- **After Meeting** – Awards

The following panel will judge the competition using the criteria in the article on the next page:

- Sonny Clutter
- Blake Dietz
- George Kirkwood
- Mike Parker

---

## How Judges Judge

---

### As interpreted by: Blake Dietze

The first rule in judging is to find judges who are qualified, impartial, and are known to possess a high degree of integrity. The second and almost equally important rule is for them to work from an agreed upon set of judging criteria.


When it comes to radios, these two rules still apply. The judges should be knowledgeable and experienced in the contest category that they are judging. For example, I would not accept the role of judging plastic or bakelite radios from the 1950s, since my interest and expertise is in pre-war and early wireless sets. The formal act of judging is not difficult if an established, published, and accepted set of rules or criteria are in-place prior to the contest. To this end, I humbly submit the following criteria which have been used by a successful radio club in the mid-west. This method is based on a 100 point total.

1. **Eligibility.** Has the entry been submitted by a NWVRS member in good standing, and does the entry qualify for the contest category? (0 points, but can lead to disqualification)
2. **Rarity.** Is the entry rare or scarce? This is not a question of dollar value. (0-25 points)
3. **Originality.** Is the entry original, or has the owner changed parts with materials not intended or not originally intended for the entry. (0-25 points)
4. **Authenticity.** Not to be confused with Originality. Authenticity would be a measure of the how closely a restored radio was kept to its original (new) state. (1-15 points)
5. **Documentation.** How much documentation was included with the entry? This includes owner created materials, copies of manuals/magazine articles/Ads and original documents. (0-15 points)
6. **Accessories.** Original accessories that were available when the radio was marketed. (0-10 points)
7. **Cleanliness.** Was an attempt made by the owner to prepare the entry for display. That means clean the glass dial and dust the chassis. (0-10points)

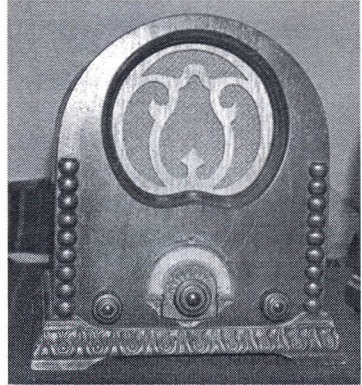
# Photo Display

Photos by Rick Walton


Thanks to members for sharing their stories about these sets that they wouldn't part with.




Art Redman - Murdock tuner with Kilbourne & Clark detector




Dave Brown - Mini-cathedral of unknown make



Dave Brown - Zenith B509C




Ed Tomkins - Philco 630




Ed Cook - Emerson 148




Ed Tomkins - Philco Aerial




Ed Cook - Ingraham Emerson clock



Eugene Castaneda - Arvin




Frank Olberding - Philco 38-12




George Kirkwood - Norco




Joe Beseda - National  
HRO 5TA1



Larry Tobkin -  
Colonial 656




Lloyd Harris - Philco 116 Chassis




Roger Brown - GE M40



Rick Walton - Philco 42-345



Sonny Clutter - Silvertone  
by Detrola



Phil Levelle - American Bosch speaker and radio

---

# *Voilà*

*...new and recent finds by NVRS members*

---

Compiled by Sonny Clutter

**Ron Hershey:**

This month I picked up a Western Royal 151 (made by Belmont)  
Zenith 5S127 tombstone  
Philco 80

**Cliff Tuttle:**


20's radio with the label "Indiana Mfg & Electric Co. - Case Radio Apparatus". It is called a "Case" on the front panel. It looks to be a 6 tube TRF battery set. There are two large tuning knobs, one runs a single variable capacitor (likely the antenna matching section) and the other knob runs two variable caps that are tied together with a metal band.



*Editor's note: This "In The Shack" article is from the February, 1995 Call Letter.*

Recently, I purchased another seldom seen brand: 1925 3-Dial "freak;" a "MAGNUTROL" radio by Magnus Electric & Radio Co., New York.

I bought it "mail order" sight unseen through an ad in Antique Radio classified. The seller, hopefully will represent the radio accurately and the buyer will, hopefully ask the right questions about it!



You never really know what you are getting. Buying this way and this set was no exception. It had two common problems associated with many 1920's battery sets. (1) one of the audio transformer windings was open, which I will discuss in another article. And (2) The numerals and the increment marks were flaking off of the tuning knobs, which is the subject of this article.

You can do a couple of things in this case. Take the easy out and replace the knobs with a good set you have found, or restore the ones you have on the set.

In case of the Magnus radio, a little research by looking through my reprint of the 1925 Radio Trade Directory, revealed that Magnus made their own knobs and didn't rely on the standard types made by companies like Kurz-Kasch or Na-Ald, etc. Restoring the original knobs was the only alternative.

Having made that decision, I purchased a Lacquer Stick paint stick from Antique Electronic Supply, 6221 S Maple Ave., TEMPE, AZ. 85283. The price was \$.90 plus S&H.

## Ten Step Process For Battery Set Knobs

1. Set tuners to 0 or 100 or whatever position is easiest to access the knob set screw with a screwdriver.

2. Remove knob, brush out the dirt with a small, clean soft bristle paint brush. If the set screw is rusty, dab threads with one drop of light oil and work thread in and out. Soak a Q tip with a drop Liquid Wrench or WD-40. Dab the screw until entirely soaked and wipe it off to avoid dripping. This should preserve the screw and avoid future rust.

3. Peel paper off the end of the Lacquer Stick to prepare a clean, fresh surface. Apply end of Lacquer Stick to dial increments and numerals. Use a generous amount. Although this seems to waste it, it is the only way to insure uniform coverage.

4. Tapping the Lacquer Stick into the marks seems to work the best. A rubbing motion across them will tend to pull the material back out of the grooves. Tap the paint stick in until all marks are covered.

5. Let the dial dry for a period of time, allowing the paint to set up. Two minutes is too soon to wipe off and two days may be too long to wait.

6. My main objection to the Lacquer Stick has been it's color. It is too white! There are no original battery set knob numerals and increment marks as white as the Lacquer Stick! They don't make one in Ivory or off-white color; so, what to do?

7. Wipe off excess Lacquer Stick from numerals with a clean soft cloth using a careful one-way motion and turning over the cloth frequently. Do not rub hard but make sure Lacquer remains in grooves. This may require a careful re-application in some spots. Worn surfaces may be hard to cover and in worse cases, impossible.

8. After Lacquer Stick is rubbed off but still dry, apply the coloring agent for an old off- white look. At first, I used dust from the shop floor but found that we want clean off-white numerals, not dirty ones. Go to the spice cabinet in the kitchen and get a can of pure powdered mustard or turmeric (turmeric is a bit to yellow). I sneaked this item into the shop to avoid an explanation to the wife of this "hair brained scheme" with her spices. Use your own discretion!

9. While lacquer in numeral marks is still tacky, rub mustard powder into the dial marks with finger. The knob will take on the 70 year old look it should have. Brush off excess mustard with a soft bristle brush. Reapply if necessary.

10. Install knobs on radio, setting tuning condensers to 0 or 100, whatever is easiest to access set screw. Position knob slightly out from panel to avoid rubbing. In case you have Kurz- Kasch two piece compression knobs with no set screw, common on many battery sets, use a small wrench to hold hexagon shoulder on dial face part of knob, while tightening the hex shaft nut with another wrench. Avoid slipping or overtightening. This type is rather tricky and you have to hold by hand, the tuning condenser in full mesh which is generally indicated at 100 on the dial. Screw on knob portion snug but not tight enough to twist dial past the correct setting. When tuning a 3-Dialer, do not try to adjust dials on the shafts to the same numeral for a peak station setting. A slight and sometimes wide variance, depending on the set is normal for these receivers. Log the peak station setting on a piece of paper or chart, i.e. KEX @ 20-22-24. Have some fun with that old radio. Train your pet monkey to use both arms and his tail to run all three dials!... See you next time, "IN THE SHACK"... 73's Mike Parker



---

## Swap Shop

---

**FOR SALE:** Thousands of tubes, hundreds of radio parts, panels, meters, surplus, etc. R5-D3 electronic surplus, Bob Lee, 9770 S.E. Stanley Ave., Milwaukie, OR 97222, (503) 513-0410

**FOR SALE or TRADE:** 1929 Freed NR-55 eight tube (high boy?) console. Cabinet is very nice. The radio works but needs either the power transformer replaced or an additional high voltage transformer added. (One leg of the high voltage output is open.) Tubes are type 26 x 3, 27 x 2, 71A x 2 and 80. All are globes except one. Photos e-mailed upon request. \$135.00 or trade? Vance Daberko, Corvallis, OR ([vdaberko@fastmail.fm](mailto:vdaberko@fastmail.fm)) 541-753-3356

**FOR SALE:** \*Need to downsize for upcoming move - Hallicrafters SX-100 \$150; SX111 \$80; SX25 \$100; S-38(also B & C models) \$40-\$60; S72 \$50; S-118 \$25; S-120 \$25, EC-1 \$30; Also DX-150 \$35; Lafayette HA-600 \$40; National NC-57B \$35, Knight Star Roamer \$50, Zenith Model 825 Wood Table Model, need re-finishing, make offer. Mike Roy 360 254-8082 or [coasties@comcast.net](mailto:coasties@comcast.net).

**WANTED:** \*\*Packard-Bell tube type portable radio, AC-DC or battery only, any vintage. Jerry Talbott, E-mail ([vinradio@easystreet.com](mailto:vinradio@easystreet.com)) or phone (503-538-4041).

**WANTED:** \*\*Manuals for a Heath VT1 and Mallory 12VT1D vibrator testers.  
THANX — R Campbell

## Radio Service

These members have indicated they are willing to perform radio repairs:

Roger Brown – (503) 693-6089

Blake Dietze – (360) 944-7172, [wb6jhh@ix.netcom.com](mailto:wb6jhh@ix.netcom.com)

Tony Ranft – (360) 944-8489 or [ranft@saw.net](mailto:ranft@saw.net) – General repairs.

Dave Wise – (503) 293-7835, [david\\_wise@phoenix.com](mailto:david_wise@phoenix.com)

If you are willing to repair radios, give your name, phone and/or e-mail, and any comments to the *Call Letter* editor.

The Northwest Vintage Radio Society is not responsible in any disputes arising from services provided by members listed here. By common agreement of the board of directors, the buyer assumes all responsibility for the satisfaction of any transaction.

## Leads and Needs

See the meeting minutes.

Questions about restoration of vintage radio? Visit radiolaguy's web site often for this information plus lots of other interesting displays, photo's, virtual museum plus lots of other information on vintage radio and television. Oh, yes, there are items for sale as well and NVRS members get a substantial discount on most of these items. Thank You, Sonny the Radiola Guy  
Visit my vintage radio web site: <http://www.radiolaguy.com>

(Calendar — continued from page 5)

- September 24** Spokane Hamfest. (ARRL Washington State Convention) New University High School, Spokane, WA 99206. <http://www.kbara.org>. Info, contact Betsy Ashleman, N7WRQ, [n7wrq@aol.com](mailto:n7wrq@aol.com).
- Sept 30 - Oct 2** Pacific Northwest VHF Society Annual Conference. Shilo Inn, Seaside Oregon. [http://www.pnwvhfs.org/pressreleases/PR\\_12182004.htm](http://www.pnwvhfs.org/pressreleases/PR_12182004.htm)
- October 8** NWVRS Fall Swap/Sale at Salvation Army Rose Center.
- November 12** NWVRS monthly meeting 10 am; tailgate swap 8:30. Nomination of officers for 2006.
- October?** Swap-Toberfest, Polk County Fairgrounds, Rickreall, Oregon. (Ten miles west of Salem). This is a big one and a good one! For information, contact [n7bud@arrl.net](mailto:n7bud@arrl.net). <http://www.swaptoberfest.net/>
- October 29** Mount Baker Amateur Radio Club Flea Market, Lynden, WA. <http://www.qsl.net/k7skw/fleamarket.htm>. Info, contact [k7iey@netscape.net](mailto:k7iey@netscape.net)
- December 10** NWVRS monthly meeting and annual Holiday Party 10 am. Election of officers for 2006.

---

# Member Information

---

Just in case we don't have your most current member information, please take the time to send the information requested on this form.

**Name\*:**

---

**Mailing Address\*:**

---

**City, State, ZIP\*:**

---

**Ham Call Sign:**

---

**E-mail:**

---

Check here if you'd like to be added to the Yahoo e-mail list.

**Phone:**

---

**Collecting Interest** (e.g. Battery sets, consoles, clock radios, etc.):

---

---

---

\*Information we must have to be able to send you your Call Letter. The rest is optional, but we hope you'll share it with other club members.

Mail this sheet (or something like it) to Rick Walton at the society's mailing address:

The Northwest Vintage Radio Society  
Post Office Box 82379  
Portland, Oregon 97282-0379

or e-mail the information to [rwalton@easystreet.com](mailto:rwalton@easystreet.com).