
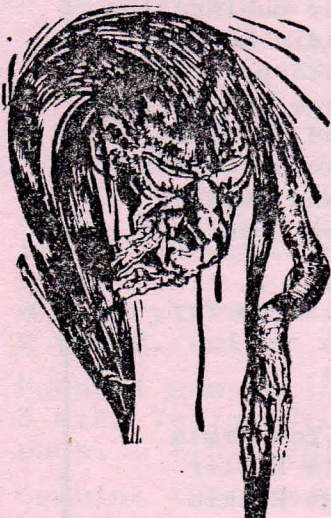


VOL. 6
NO. 7



JULY
1980

CALL LETTER



Does
of Man-made Static
Spoil your
Radio ?

IF elevators, motors, electric refrigerators and other electrical apparatus interfere with your radio enjoyment, call a Tobe Noise Control Specialist to investigate the cause of the trouble. No obligation. Write or phone.

All radio set manufacturers approve Tobe Service

We Stop Radio Interference

TOBE DEUTSCHMANN CORPORATION

136 LIBERTY STREET, NEW YORK CITY

Telephone: REctor 2-9193

▼ Contents

POWER SUPPLY.....3
ATMOSPHERICA.....4
SWAP SHOP.....5,16
OUR PEOPLE.....6,7
SHORT WAVE KINKS.....8,9
HUGO GERNSBACK EDITORIAL.....10,11
NEWS (50 YEARS OLD).....12
Ol'e.....13
CARTOON CLIPPINGS.....14
I.Q. TRIMMER.....15

CALL LETTER

The Call Letter is a monthly publication of the Northwest Vintage Radio Society, a non-profit organization, incorporated in the state of Oregon. Meetings of the Society are held on the second Saturday of each month, normally, at the Buena Vista clubhouse located at 16th and Jackson Streets, Oregon City, Oregon. Meetings convene at 10 o'clock A.M.

•• •• •• •• •• ••
Editor-in-chief.....Bill De Vey
16969 S.W. Tracy Ave.
Lake Grove, Or., 97034
Ph: 635-6746

Contributing Writer.....Tom James
Power Supply.....Bobbie Kibler
Our People.....Hugh Rankin
Advertising Mgr.....Bob Hay

•• •• •• •• •• ••
Feature articles are contributed by members under various by-lines. Please send all contributions to the editor.

•• •• •• •• •• ••
Call Letter Address: P.O. Box 02379,
Portland, Oregon, 97202

POWER SUPPLY

by Bobbie Kibler

On June 17, the ladies of the Radio Club and Buena Vista Club enjoyed a nice dinner at North's Chuck Wagon in Milwaukie in celebration of their recent cash award from CCA. A good time was had by all.

According to a reliable source, money has finally been made available to renovate the old club house, so it will soon be receiving a much needed face lift!

Aunt Sammy is taking a much deserved three month vacation. In her absence I will attempt to furnish you with some good recipes for using up those garden-fresh vegetables. If you like summer squash, you should enjoy the following recipe:

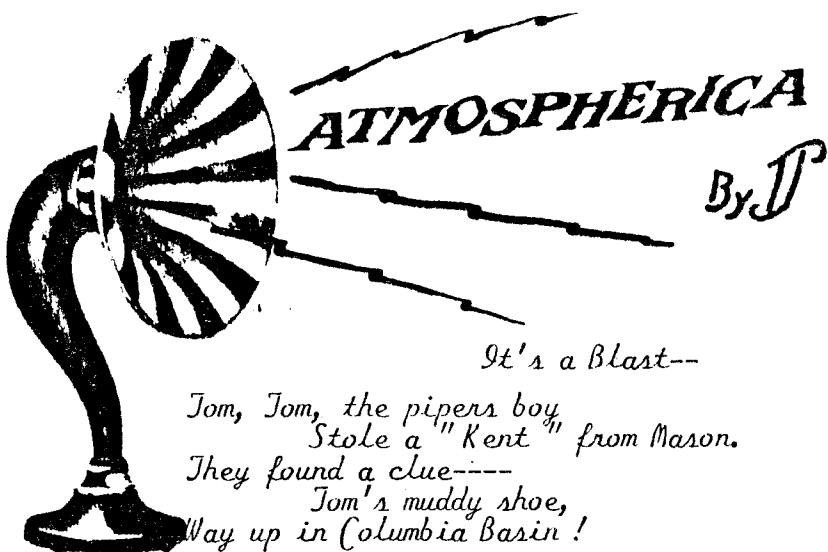
Squash Medley

- 4 fresh medium unpeeled summer squash
- ½ green pepper, chopped
- 3 medium ripe tomatoes, peeled & chopped
- 6 strips bacon, cooked, drained & crumbled
- 1½ c. shredded process cheese
- 1/3 c. chopped onion
- ½ tsp. salt
- ½ c. dry bread crumbs
- 2 tblsp. butter or margarine

Parboil squash in boiling water--Zucchini, 3 min; Yellow Crooknecks, small white Pattypans, 5 min.; White Scallops, 15 min.

Combine the remaining ingredients, except bread crumbs, and mix well. Slice squash thinly; place in baking dish, alternating squash and filling. Top with bread crumbs and dot with butter. Bake at 375° for 35 min. or until hot. Makes 6 to 8 servings.

Don't forget Butcher's Bistro
July 18 at 7:00 P.M.



It's a Blast--

*Tom, Tom, the pipers boy
Stole a "Kent" from Mason.
They found a clue----
Tom's muddy shoe,
Way up in Columbia Basin!*

*Jim has beaucoup antique jobs,
All of them are pets.
He's very free
With J.N.J.,
'Cause he booby-traps his sets!*

*** ** * ** * ***

Yakimockery--

*One of the eager members
Of the Vintage radio Club,
Went clear up to Yakima---
Made contact at a pub.*


*He'd heard of this sweetheart set,
A Federal sixty-one;
Was a-gonna make it his
Before the setting of the sun.*

*One look at the dials and knobs,
He quickly passed the cash---
Opened up the lid and found
The cabinet full of ash!*

*** ** * ** * ***

*Lucy Wyre thinks a Vaudeville Circuit is some
kind of old radio hookup!*

Do any of you have one of the old clock radios such as those on this page? If so, how about bringing them along to show at the July meeting. Those of us who don't have an early clock radio will bring our earliest A.C. job. Do you have one or more of those early sets that still has an Edison base which screws into a light socket?



SWAP SHOP

FOR SALE:

Scott 800 w/cabinet. Mint. See page 169 in Flick of the Switch.

Radiola 60 w/original packing case. Mint condition.

Detrola cathedral T.R.F. 1933.

200 unboxed tubes.

Brunswick T.R.F. large chassis, no case, with tubes. \$20.00.

Make offer on all items.

Pete Young, 5906 S.E. Lloyd, Milwaukie, Ph: 659-7735.

5

OUR PEOPLE

by HUGH RANKIN

Our June meeting brought out a surprizing number of "oddities" from our members collections. Had this been a contest one would have been hard pressed to pick a winner.

Bob Campbell brought a well restored Browning-Drake and all the necessary paraphernalia to operate it. Bob has done this with different sets on several occasions; it entails a lot of extra work to bring batteries, cables, speaker and some times a loop antenna but it does add a touch of class to listen again to a nicely restored battery set from the 20's.

Jim Mason displayed a "Bulova" a cathedral style bearing the inscription "Built Like a Watch". A label in back says it was "made by U.A.C.C." - whoever they were. It would seem that Bulova has maintained a sporadic interest in radios. In recent years I recall they marketed a clock radio under their name.

Joe Tompkins produced several items, among them a "Paragon", a 6 tube super het kit radio, a Heath Kit crystal set, two old phono pick-ups (one made by the Scappoose Company, then in the Pittock Block in Portland) and an early short wave adapter.

Others who displayed little known makes were Alan Shadduck with a "Goldentone" table model; Bill De Vey a "Shamrock" 6 tube; Art Redman a nicely restored 1926 "Blair" Model 11 and Ed Charman's set produced about 1925 by the Jong Radio Co., Cornelius, Oregon.

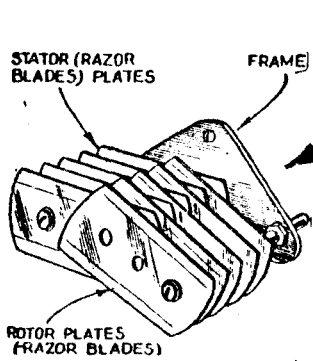
Our thanks to guest speaker Bob Lindahl for his talk on trouble shooting the old sets. Bob has had much experience in servicing, broadcast transmission and recording work, so was well qualified to discuss any phase of radio technology.

A recent edition of Time-Life Encyclopedia of Collectibles, has a section on old radios, covering the hobby from the early 20's to the 40's, and presenting numerous excellent full color photos. The author is Dr. Ralph Muchow, a dentist in Elgin, Ill., (maybe some of you know him) who built his first radio in 1927. He has been collecting old radios since 1967 and now has almost 2000 that he has restored. He started his collection by knocking on doors of older homes --- in one instance he bought a bushel basket of old parts, to discover later that, among the bits and pieces, he had the component of an AK5, quite a find.

In February 1941 "Radio Today", a trade magazine for retailers, thought it would be well for its readers to know who the leading artists and shows were, and published a New York World-Telegram poll for that period. Here's the results: top show was Jack Benny, Fred Allen - second, Information Please, third, Bob Hope fourth and Fibber McGee and Molly fifth. Guy Lombardo had the number 1 orchestra and Bing Crosby and Kate Smith top vocalists. Dinah Shore was hailed as a promising "new star". And that's the way it was almost 40 years ago.

Don't forget to put a circle around the date of August 9th. That's the date that has been confirmed for our monthly meeting and picnic at Trolley Car Park. Admission charges are \$2.00 for adults, \$1.50 for children and seniors or a \$5.00 family charge.

See you at the next meeting, July 12, same time, same place.

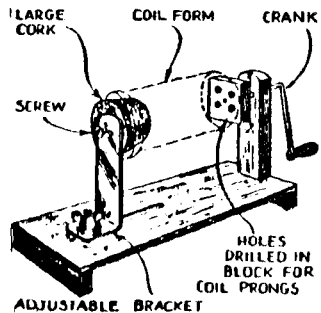


RAZOR BLADE USE 1st Prize Winner

One of the cleverest home-made variable condensers we have ever seen is shown in the illustration. As can be seen it is made from a set of old razor blades which serve as the rotor and stator blades for the condenser. The stator blades are permanently fixed in one position while the rotor assembly is, of course, movable. Condensers of any capacity can be made by increasing or decreasing the number of razor blades used. This kink has double utility because it also solves the problem of what to do with old razor blades.—Armando de la Cruz.

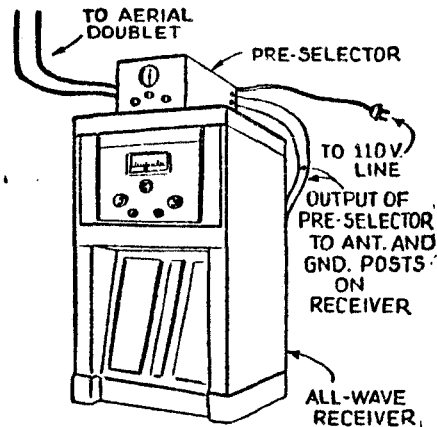
COIL WINDER

Here is a gadget which should appeal to the man who winds his own. It is a home-made coil winder for simplifying the task. A block is drilled for ordinary plug-in coils. Several sets of holes may be drilled so that 4, 5 and 6 prong coils may be placed in the winder. To operate the device, simply start the wire on the coil form and turn the crank with one hand while guiding the wire with the other hand.—Ernest Long.



FOR SHARP
TUNING!

Ed.



Connecting a pre-selector to an all-wave set

IMPROVING ALL-WAVE SETS

Q. I have had an all-wave receiver for about a year. While it gives satisfactory reception on the broadcast band, I find that short-wave stations are not very well heard; the signals are weak and mixed with a continuous hissing sound. I have a special all-wave aerial system but this does not seem to help. What can you suggest to improve short-wave reception?

A. Your trouble is a fairly common one among owners of all-wave receivers. A good many of these receivers are not capable of giving very good performance on short-waves because of the frequent necessity of the manufacturer adopting a compromise design between good broadcast reception and good short-wave reception. The best remedy for this condition is to add a pre-selector unit to your receiver.

This unit is used only when listening to the short-waves. Commercially available pre-selectors contain from 2 to 3 tubes and may be plugged into the power line. The aerial system is connected to the input of the pre-selector while aerial terminal of the receiver goes to the output of the pre-selector.

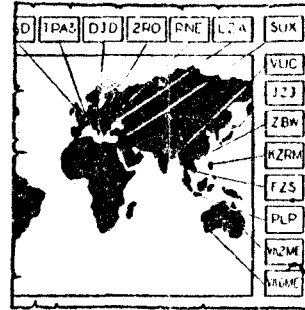
When tuning on the short-waves it is necessary to tune both the all-wave receiver and the pre-selector. The pre-selector acts as an additional amplifier for the short-waves and will give greatly improved performance with virtually any all-wave receiver.

The method of connecting a pre-selector is sketched above.

Short Wave Kinks

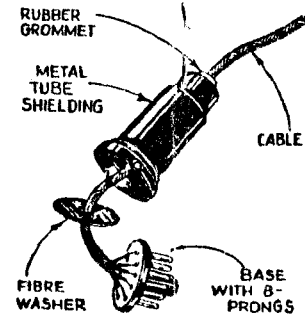
NOVEL QSL MOUNT

A very novel way of mounting QSL cards is illustrated. This scheme has the added advantage of being educational. As the sketch shows, QSL cards are mounted along the side of the map, and a string or piece of paper is then placed on the city in which that particular station is located. In this way, the exact location of each station is shown in graphic fashion.—J. S. Shino.




A SHIELDED PLUG

A new use for defective metal tubes is to remove the metal jacket from the tube and make use of it as a shielded cable connector (see sketch). This particular assembly is especially well adapted for use with shielded cable, as the metal shield serves to thoroughly shield the leads at the end of the cable.—H. Campoy.



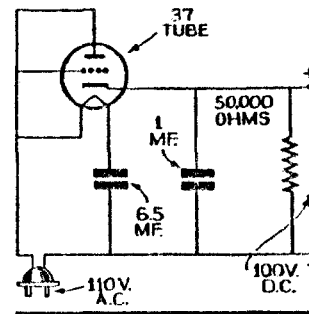
ANTENNA TUNING

A simple method of quickly changing the tuning system on a ham transmitter is illustrated. By throwing the D.P.D.T. switch parallel or series tuning of Zepp feeders can be obtained, using only a coil condenser and a switch. The switch should have ceramic insulation to minimize losses at high frequencies.—Alfred Soboleski.



POWER SUPPLY

A novel rectifier unit for operation on 110 volts, is sketched. The hookup is perfectly straightforward except in one respect. Instead of using a resistor in



series with the 37's heater to reduce the voltage a paper condenser is placed in series. By picking a condenser of suitable size, the proper voltage drop is obtained. As all condensers have a definite resistance to alternating current, the voltage drop depends on the capacity of the condenser. For use with a 6.3 volt tube, with a filament current .3 amp. a 6½ mf. condenser is satisfactory.—Theodore Stearn.

NOISY RECEPTION

Q. My all-wave receiver makes crackling noises intermittently. It sometimes behaves perfectly for a day or so, but eventually the noise returns. What is the possible cause of this and what can I do to remedy it?

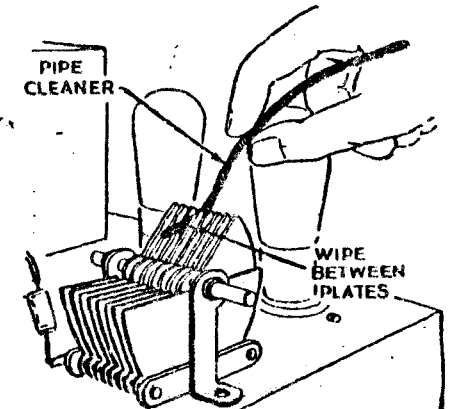
A. The cause of noisy reception, either on short or broadcast waves, is one of the most difficult things to diagnose. In general, the sources of noises can be classified as follows:

First—those originating in the set itself. Defective fixed condensers or resistors are a frequent cause of annoyance. Corrosion of soldered joints and oxidation of tube prongs and tube shields also frequently cause noises. Dust collecting in various parts of the receiver chassis can cause a great deal of trouble, both in the way of noises and also in the matter of reducing the set's sensitivity.

Defective condensers or resistors can be only located by means of careful checking one by one. Corrosion of soldered joints can be investigated by gentle pulling on the wires close to the point where they are soldered. It should be noted, however, that this is not an infallible test, sometimes the joint may be mechanically secured while electrically bad. Oxidation of tube prongs and tube filters is a relatively simple matter to check and remedy; simply remove each tube and shield from the set and clean the tube prongs and tube shields with a cloth and replace in the set. In the act of replacing move the tube in and out of the socket several times to wipe the contacts clean.

The same procedure should be followed when cleaning the shields. This simple procedure will frequently perform wonders when the receiver has been used for several months or more.

Dust is one of the greatest enemies of a radio receiver, and ideally the set should



Removing dust from tuning condensers

PROFITS IN THE NEW TUBES

An Editorial by HUGO GERNSBACK

THE Radio Service Man has, right now, the greatest opportunity to get an additional income with little trouble, and with a minimum of sales effort. The radio tube manufacturers have been exceedingly good to the Radio Servicing trade. They have all worked during 1932 to bring out such a profusion of tubes as has never been put on the market in a similar span of time. The wide-awake Service Man is now in a position to take advantage of this situation, and if he does not cash in on it, he has only himself to blame.

All he needs to do is to carry with him a few of the new tubes when he makes a call. Nine times out of ten, the radio set owner is still using the old tubes, and it is not a difficult trick to make a sale almost immediately. No high pressure methods, and very little sales talk is required. All you have to do is to find out the following:

What stations does the set owner receive poorly now? Is the volume satisfactory? Are distant stations received with good volume? Is the tone of the set as good as it should be? Do distant and nearby distant stations fade badly? These are just a few of many questions that may be asked, and almost immediately rectified.

All the Service Man needs to do is to take the old tubes from the set and replace them with the new and modern tubes. *Let the set owner be the judge.* You will find that it is not at all difficult to make a sale, because nine times out of ten the new tubes with their greater efficiency will make the sale for you and get you a satisfied customer.

Even if you have no service calls, and things are a bit dull, you might call up your prospects and tell them that you have something new you wish to show them. Frequently, the curiosity of the owner will get the better of him, and he will allow you to "show him." Then, all you require is a few sets of tubes, and the rest will be easy.

I have listed in the paragraphs below, a few of the old tubes which may be replaced almost immediately, without major structural changes to the set. It will give the Service Man a good idea of just how important the new tubes are, so far as he is concerned, and of his increase in income during the next few months:

227—These old tubes may be replaced with the new 56 without any circuit changes. The advantages are smaller size bulb; lower filament-current drain (from 1.75 to 1. amp.) which is especially useful with poor power transformers, or where you may want to add more tubes without increasing the drain from the power unit.

224—This tube may be replaced either by the 57 or 58. In some cases it may be desirable to replace the primary of the R.F. transformer with one of higher impedance, or the set may be worked as is, although not quite as efficiently. If the 57 is used, the volume control should be changed to the cathode-circuit instead of the screen-grid

circuit, and the socket should be changed to the 6-prong type. By using this tube, the amplification of the set will be increased considerably. These tubes are also better detectors than the 224. In addition to this, if the 58 is replacing the 224, the variable-mu action is also obtained. Of course, the sockets must be changed to the 6-prong type, and the volume control placed in the control-grid circuit. Another advantage of the use of the new tubes is the lower filament-current drain (from 1.75 to 1. ampere). If additional tubes are to be added, the total drain from the power unit is not increased.

280—This is a full-wave rectifier tube. In receivers where greater gain must be had to obtain satisfactory reception, it may be replaced by the new, mercury-vapor 82. This tube has an internal drop of only 15 volts which may increase the D.C. output voltage as much as 100 volts, in some cases. The increased voltage so secured may increase the volume of many receivers. No socket changes are necessary, but a small R.F. choke (85 millihenries) should be connected in the center tap of the high-voltage winding.


Detectors—Clear reception and high gain are the advantages to be obtained by the use of the new 55, special detector tube. This tube is a combination diode detector and triode amplifier tube, and is therefore called "Duo-Diode Triode." This may be installed in any receiver in place of the usual detector tube by merely changing the socket to the 6-prong type. A few additional resistors and condensers are necessary to complete the job. In the 6.3-volt line, the 85 may replace the usual detectors. Corresponding changes must be made.

If so desired, the 29, a special detector tube without triode amplification, may be used instead of the usual detectors. This tube is equipped with two separate cathodes and grids, with but a single plate. It really constitutes two triode tubes in one glass envelope. In the 6.3-volt line, the 69, which is identical with the 29, may be used. As before, the socket must be of the 6-prong type.

D.C. Receivers—For D.C. operated receivers where output is of paramount importance, it is desirable to replace old type tubes with the new 48. This new tube has many times the output of the older 238, and has the added advantage that the filament-voltage rating is 30 volts, thus reducing the amount of resistance necessary in the filament supply. The use of this tube, therefore, requires the revision of the filament connections.

There are, of course, a number of adapters on the market now which are required when using some of the new tubes enumerated above. These adapters should be carried by the Service Man so that he can demonstrate the new tubes to the customer right on the spot. There is nothing more convincing to the set owner than to hear his own receiver perform as he never heard it before. In most cases, the sale is made at a good profit, immediately.

NEWS of the Radio Industry



Kolster Reorganization Plan Approved

The common stockholders protective committee of the bankrupt Kolster Radio Corporation has approved the so-called Woodward plan for reorganization. The plan provides for a new company, capitalized at 5,000,000 shares of no par common stock, and \$4,500,000 in ten-year 6 per cent debentures. In exchange for these securities, the new company would obtain all of Kolster's assets including \$218,000 cash in the receiver's hands, also some 800 patents and other assets of the Brandes Corporation and other affiliates. Woodward agrees to purchase debentures at 90 and common stock at 9 to the amount of \$4,500,000, which would give the new company that much working capital. The plan provides further for the issuance of one new share of common for each three old shares, and gives the right to purchase one new share at 10½ for each old share exchanged. Two shares of new common would be exchanged for each share of old preferred outstanding. Rudolph Spreckels and Frederick Dietrich would receive 200,000 shares of new common in exchange for their 80,000 shares of preferred and cancellation of \$1,359,465 indebtedness.

Magnavox Wins Majestic Suit

The U. S. District Court in California has decided that dynamic speakers made by Grigsby Grunow Co., infringe on Magnavox patents and has enjoined their sale in California. A master in chancery has been appointed to make an accounting of profits and assess damages.

Magnavox Corporation has closed its Oakland, Calif., plant and moved to Chicago, where its headquarters will hereafter be located. The Fort Wayne plant is now in production on dynamic speakers.

Thirteen and Half Million Sets in U. S.

Radio receiving sets in use in the United States on July 1 were estimated by the Commerce Department at 13,478,600. New York, with 1,752,000, had the largest number. California was second, with 1,470,000 sets, or more than several states which exceeded her in population. Other state totals were: Illinois, 1,060,000; Pennsylvania, 977,000; Ohio, 845,000; Massachusetts, 656,000; Michigan, 627,000, and New Jersey, 450,000.

Too Soon for Home Talkies

The delay in the commercial introduction of home talkies, according to L. G. Pacent, is due to the non-availability of a sufficient number of satisfactory sound picture films. Good reproducing equipment is ready but there are not enough films to justify its purchase. "To proceed at this time would be to proceed on a flimsy foundation. It would be an injustice to jobber, dealer and ultimate purchaser."

Capehart Sound System at Griffith Stadium

A Capehart Sound System, installed at Griffith Stadium, Washington, D. C., by Thomas A. Curran, is used to



Capehart Sound Equipment at Griffith Stadium

furnish announcements, American music or radio features. The installation is portable and may be used outdoors or indoors. It stands 48 in. high and occupies 24 by 36 in. floor space. The metal cabinet houses amplifiers having a maximum capacity of supplying 147 magnetic speakers. This installation is typical of what wide-awake dealers are doing to add to their sales volume, especially in the sale of records for the automatic record changes.

Crosley Business Improves

About half of the sets now being made by the Crosley Radio Corporation are midsets. September sales showed an increase of 25 per cent this year as compared with last year. October orders were greater than for any similar period in the history of the company.



RADIO FOR NOVEMBER, 1930

Success of Synchronization

M. H. Aylesworth, NBC president, has advised the Federal Radio Commission that WEAF, WGY and KDKA have been successfully synchronized on 660 kc. Following this statement, announcement was made that an independent group of ten sponsors proposed to apply for permission to erect a group of stations throughout the country, all to be synchronized by wire connection and to be operated on one wavelength.

R. S. M. A. Non-Resident Membership

The Radio Service Managers' Association, 324 West 42nd Street, New York City has extended its full privileges and benefits to members who do not reside in New York. In addition to its service man's examination, employment bureaus and other advantages the association intends to establish a bureau for locating and restoring stolen radio sets.

RCA Boosts Spare Tubes Idea

"Good News," published in the interests of RCA Radiotrons urges the dealer to sell each customer at least one spare tube of each type in his set and to educate the customer to replace them himself when reception becomes faulty. Half the 37½ million tube renewal sales of 1929 were made over the counter and half by service men. "The day is coming when every customer will keep spare tubes on hand, but, before that day comes, customers must be taught to replace their worn out tubes without the aid of the service man."

German Radio Novelties

Among the novelties displayed at the annual Radio Exposition in Berlin was a gridless vacuum tube to be used as an audio amplifier. The control electrode consists of a metal coating which is sprayed on the outside of the tube. It is intended for use in cheap sets. An improved type of Vogt electrostatic speaker was also shown and claimed to give results rivaling those from electromagnetic and electrodynamic speakers.

Bankruptcy Petition Against Erla

Petition in bankruptcy has been filed against the Electrical Research Laboratories, Inc., Chicago, by concerns whose claims aggregate less than \$30,000.

Ole!

by

T.J.

Among the few reporting Ole's this month were Dick Howard, John McConnell, Joe Tompkins, and yours truly. Several were on vacation with no report forthcoming.

- * Dick reports that they have a "new Crosley pup" at their diggings up at Mt. Scott. It's a noisy little Devil, and cute as can be. This is a neuter-dyne with four legs, two ears, a tail etc., but he did not mention about a grid leak--. In case you havn't guessed, they have a new dog named "Crosley" as a substitute for the real McCoy.
- * John, who collects the more prestigious of the tube sets, found a Freed-Eisemann, Mod. 30, AM/FM (88-108 Mc.) set made in 1957! Uses 21 tubes. Has no cabinet however much to John's chagrin.
- * Joe Tompkins, in a letter to me, tells of his find at Brooks. Three horns, three batt. radios; A Chelsea, a three tube regenerative, and a Neutrodyne. All played ok also three sets of "Little Jattlers" headphones in excellent condition, and a "B" eliminator unit (maybe iffy). Said he was nicked plenty but hooked by the hobby!
- * Your reporter found two Freshman Masterpiece battery sets with tubes (201As), A Whitestone battery set with the same, An A.K. model 21, without W 199s. A Philco table model # 38/9, A Majestic battery/AC portable, and a Magnavox Model R-3 driver without horn. Who's got a horn for my Magnavox?

** ** * ** **

Who has small audio transformers, or a source thereof. Also who can give info as to source of rubber feet, rubber chassis mounts etc., as well as grommets for tuning gangs, old time tube sockets and the like? This facet of restoration has just about floored your editor in an otherwise rather easy endeavor. Some of the old rubber grommets are so hard that they are no good as shock mounts as mentioned above.

That's all for this month, see you at the next meeting.

tj/6/80

CARTOON CLIPPINGS



"But operator, I don't know the area code number!"



I Q Primer...

by THE PROF.

During the '30s, in the big-band era, many of the better known orchestras had catch phrases, descriptive or otherwise, for their band title. Some of the better known ones appear below with a word omitted. You should get at least passing on this month's Quiz!

1. Les Brown and his band of _____
2. Paul Whiteman, the King of _____
3. _____ and the Pennsylvanians
4. Hot Lips _____ and his Orchestra
5. Jan Garber, The idol of the _____
6. Rudy Vallee, and the _____ Yankees
7. _____, and the sweetest music this side of heaven
8. Kay Kyser, and his college of musical _____
9. Phil _____, and his all girl orchestra
10. "Cugie's" _____ rhythms
11. Bob Crosby, and the _____
12. Swing and Sway, with _____
13. Guy Lombardo, and his _____ Canadians
14. Ben Bernie, and all the _____

** ** * ** * ** * ** * **

Last month's answers are as follows;

No.1 true No.2 false No.3 false No.4 false
No.5 true No.6 true. Score yourself zero if you
missed No.2

tj/7/80

15

SWAP SHOP

COMPILED
By
BILL DEVEY

WANTED: Power transformer (#95-627) for
Zenith Model # S463.
Glen Ownbey, Ph: 668-6055

WANTED: Bell for horn speaker.
Art Redman, Ph: 774-9913

WANTED: Short-wave receiving magazines,
parts, misc. Bob Campbell,
2175 S.E. Pine, Hillsboro, Or.,
97123

WANTED: Sams TR-17 manual or copy of TK-46
information. C. R. Kibler,
Rt 2, Box 694, Aurora, Or.,
Ph: 678-5066

WANTED: Three interstage audio transformers,
(3:1 or 3½:1) to restore Long Radio
chassis. These appear to have been
the old American style, with screw
terminals on a fiberboard plate at
the top. C.E. Charman,
Ph: 654-7387 or 243-4409

FOR SALE: A.K. LARGE 20 w/o tubes \$95.
A.K. Model 33 w/o tubes \$55.
Dick Howard, Ph: 775-6697

WANTED: Early tubes, crystal sets, cabinets
for Crosley Tryrdyn Slope Front,
Crosley model 51. qSTs 1915 to 1924.
Dick Howard, 9999 S.E. Frenchacres
Dr., Portland, 97266, Ph: 775-6697.