

**National Association of Broadcasters**

# **ENGINEERING HANDBOOK**

---

**SEVENTH EDITION**

---

E. B. Crutchfield, Editor  
Manager, Technical Information Services



Department of Science and Technology  
National Association of Broadcasters  
Washington, DC

Copyright © 1985 by the National Association of Broadcasters.

All Rights Reserved.

Copyright 1935, 1938, 1946, 1949, 1960, 1975 by the National Association of Broadcasters. All rights reserved. Printed in the United States of America. No part of this book may be reproduced in any form or by any means without permission in writing from the National Association of Broadcasters, 1771 N Street, NW, Washington, DC 20036.

The content of manuscripts provided by individual authors to the National Association of Broadcasters for inclusion in this publication is solely the effort of those individuals. The National Association of Broadcasters is not responsible for and makes no claim as to the veracity of statements contained therein or any omissions thereto.

**Library of Congress Cataloging in Publication Data**

Main entry under title:

National Association of Broadcasters Engineering Handbook.

Includes bibliographies and index.

1. Radio—Transmitters and transmission. 2. Radio stations—Design and construction. 3. Television—Transmitters and transmission. 4. Television stations—Design and construction. I. Crutchfield, E.B. II. National Association of Broadcasters.

TK6561.N3 1985 621.3841 85-3023

ISBN 0-89324-000-1

---

## TO THE BROADCAST ENGINEER

---

“Broadcast quality” is a term in which our industry can take great pride. It has come to be almost a generic phrase for excellence in the communications field, a tribute to the skill, inventiveness and stringent adherence to sound engineering principles of our broadcast engineers. The result in the United States is the most superb, high quality system of free over-the-air broadcasting in the world—the model upon which other nations develop their communications system.

Technology continues to advance at an awesome pace. Technical regulations are being swept away. It is our challenge and our responsibility to maintain the superior quality of our system and to develop even further in an increasingly competitive marketplace.

This new edition of the *NAB Engineering Handbook* takes into account the technological and regulatory changes since the book’s last revision in 1975. We hope that broadcast engineers will find it a valuable resource as they seek to maintain the high standards of performance which our audiences have come to expect.

**Edward O. Fritts**

President, National Association of Broadcasters



---

## FOREWORD

---

With publication of this 7th Edition, we mark the fiftieth anniversary of NAB's first *Engineering Handbook*, published in 1935. Those years have seen tremendous growth in our industry and extensive change in our technology, reflected in the development of this book from the slim, 100-page First Edition.

When the First Edition went to press, AM radio was well established and directional antenna technology was developing; television and FM radio were still experimental, and the Communications Act of 1934 had just gone into effect, replacing the Federal Radio Commission with the Federal Communications Commission. For five decades, then, the FCC developed regulations in greater number and detail to guide development of a broadcasting system serving "the public interest, convenience, and necessity."

In the new era of deregulation and "unregulation," the Commission has recognized that the broadcast industry has matured and has scrapped its technical rules, finding them burdensome, outdated, and unnecessary. It left the broadcaster with considerable freedom, but greater responsibility, for what to do, and how to do it, to stay in compliance with overall requirements.

Technology and regulation have changed, and the nature of the *Handbook* must change as well. The emphasis of this edition is less on quoting rules and more on providing the broadcast engineer with a tool to ensure that the best engineering practices are the norm at every radio and television station—in other words, that the lofty standards inherent in the term "broadcast quality" are maintained. With deregulation, we no longer have precisely defined operating procedures and routines imposed on us and cannot be content with simply meeting FCC requirements. As broadcasters, we are clearly challenged to develop voluntary standards to hold on to this freedom and to use it to our advantage. This means applying our skills and imagination not only to maintain technical compliance but to do so in a way that will benefit our stations, our industry and, most important, our audiences.

A primary responsibility of the NAB Department of Science and Technology is to assist the broadcast industry by gathering and making readily available broadcast technical information related to interference control, spectrum efficiency, compatibility and technical quality. The 7th Edition of the *Handbook* represents an important part of that effort and we are indebted to the many companies, members and associate members and the literally hundreds of individuals whose efforts have made this book possible. We welcome your comments and suggestions to help us develop updates and future editions of the *NAB Engineering Handbook*.

**Thomas B. Keller**

Senior Vice President, Department of Science and Technology  
National Association of Broadcasters



---

## EDITOR'S NOTES

---

### USING THE HANDBOOK

If you are not familiar with this edition, please take a few minutes to read the following notes.

#### Purpose

The *NAB Engineering Handbook* is a general reference for all engineers and technicians working in broadcast stations as well as those working in related or similar facilities such as production, closed-circuit, and cable studios, and for engineering consultants and equipment manufacturers.

The authors are experienced engineers, active in the fields on which they are writing. Each was asked to review theory, where applicable, but to emphasize practical information such as design approaches and criteria, applications, and techniques for system planning, installation, operation and maintenance. We have tried to avoid, on the one hand, the highly theoretical information found in design textbooks and, on the other hand, the very detailed instructions found in manuals supplied with equipment. Some things, such as towers and transmission lines, do not usually come with instruction manuals, and there we have tried to provide more details.

The *Handbook* is not a primer. Some understanding of electronics and general engineering principles is expected, but the level depends on the subject matter of the individual chapter.

#### Organization

The material in this Handbook is divided into 7 sections.

**Section 1. Procedures and Practices:** Working with the Federal Communications Commission, frequency coordination committees and consultants.

**Section 2. Antennas and Towers:** Radiating systems, transmission lines, measurements and towers.

**Section 3. Transmitters:** Transmitters, subcarriers, remote control and measurements.

**Section 4. Program Transmission Facilities:** Terrestrial and satellite systems and measurements.

**Section 5. Production Facilities:** Studio facilities, production equipment and systems.

**Section 6. Remote Program Origination:** Remote production equipment and pickup systems.

**Section 7. Special Systems:** Broadcast engineering and related items not covered in the above sections, including NTSC and other color systems, news room computers, ac power systems, and others.

The Table of Contents lists the main headings within each chapter to make it easier to find which chapter or chapters cover a particular subject. In coordinating the preparation and review of manuscripts, we have tried to avoid

duplication, but in some cases it is neither practical nor desirable to eliminate all overlap. A good example of this is in planning and coordinating auxiliary service frequency use; this increasingly important subject is addressed in several chapters.

Please take some time to browse through the Table of Contents and become familiar with its organization. Section and chapter titles may look familiar if you have an earlier edition of the *Handbook*. We have retained the previous general organization, but all material in this edition is completely new or has been updated.

Each page number includes the section and chapter numbers, and individual pages are numbered from the start of each section. For example, the Table of Contents shows Transmission Lines as the third chapter of Section 2, starting on the 33rd page of that section, or “2.3-33.”

## **FCC Rules**

As we go to press, the FCC is completing a major effort toward “technical deregulation.” A number of requirements affecting operation and performance have been deleted completely. In some instances, an operating parameter is specified (*e.g.*: carrier frequency tolerance), but how the broadcaster monitors and maintains compliance is not specified.

We have tried to reflect changes in the Rules, not by citing Rules or FCC decisions, but rather by emphasizing what might be called “good engineering practice.” Where a specific Rule is cited, it is because there is good reason to believe it will remain in effect. In any event, every broadcaster is responsible for knowing and maintaining compliance with all applicable FCC Rules and other regulations and laws.

## **Acknowledgements**

Production of this edition of the *NAB Engineering Handbook* has taken almost two years and required the efforts of many people in the broadcasting industry and related fields. In addition to the individual authors, who are identified with their chapters, there were many others who spent considerable time assisting NAB staff with overall planning of this edition, reviewing manuscripts, offering suggestions and supplementary material. It is not possible to list everyone, but the following reflects the breadth of technical and editorial support NAB received.

### **NAB Engineering Advisory Committee Members**

Robert Flanders  
McGraw-Hill Broadcasting Company, Inc.

William E. Garrison  
Multimedia Broadcasting Company

Ron Graiff  
LIN Broadcasting Corporation

Warren Happel  
Scripps-Howard Broadcasting Company

William Loveless  
Bonneville International Corporation

Martin H. Meaney  
National Broadcasting Corporation

Charles T. Morgan  
Susquehanna Broadcasting Company

Robert O'Connor  
CBS, Inc.

David W. Palmer  
WATH/WXTQ

Gerald T. Plemmons  
Outlet Broadcasting Company

R. LaVerne Pointer  
American Broadcasting Company, Inc.

William J. Wisniewski  
Mutual Broadcasting System



**And thanks to the many others who helped.**

Norm Avery WBZ	Richard Jackson Grass Valley Group
Oded Ben-Dov RCA Broadcast Systems Division	Mike Keller Landy Associates
Robert Bousman Delta Electronics, Inc.	J. M. Kinn Electronic Industries Association
Neil Braswell Enterprise Electronics	Harrison Klein Westinghouse Broadcasting
John A. Carlton Monaco Labs	Greg Kozikowski National Broadcasting Company, Inc.
Harry Clapp Agfa-Gevaert NV	Jim Kussman American Broadcasting Company
Jules Cohen Jules Cohen & Associates	Harry Larkin Belar Electronics Laboratory, Inc.
Julius Cohen Cohen and Dippell, PC	Noel Luddy RCA Broadcast Systems Division
Gus Dato American Broadcasting Company	Alan MacIntyre UNC Center for Public Television
John Dooley Hubbard Broadcasting, Inc.	Verne S. Mattison RCA Broadcast Systems Division
Eli Drexler Fuji Photo Color Film USA, Inc.	J. B. McPherson WMAL-AM
Shirley C. Earlewine Federal Communications Commission	B. F. Melchionni RCA Broadcast Systems Division
Carl Eilers Zenith Electronics Corporation	Robert J. Monaco Monaco Video
Keith Ericson KOSI	Henry R. Owen WDVM-TV
R. E. Fisk Harris Corporation	Chris Payne Utility Tower Company
John Francioni WRVA	Oscar Reed Atlantic Research Corporation
Jeffrey B. Friedman Society of Motion Picture and Television Engineers	John Reiser Federal Communications Commission
David Garner WTOP	Ed Ries Porta-Pattern, Inc.
M. Lynwood Heiges, Jr. CBS, Inc.	Richard Schumeyer WJR-AM
Wayne Hetrich National Public Radio	John Serafin American Broadcasting Company
Albin Hillstrom KTSP Radio & TV	Jerry Smith Harris Corporation
Don Hobson KJQY-FM	Steven A. Smith Broadcast Technology Consultants
James H. Hoke Harte-Hanks Radio, Inc.	Harris Sullivan National Broadcasting Company, Inc.
Robert Hurst RCA Broadcast Systems Division	Jim Tharp KING Radio

E. M. Tingley  
Electronic Industries Association  
Theodore "Bud" Untiedt  
American Broadcasting Company

Donald Voros  
Harris Corporation

John Wang  
Federal Communications Commission

Paul Wescott  
Shively Labs

## **Editorial**

Design and production were supervised by Teryn Wright. Text processing and telecommunications were supervised by assistant editor M. Elizabeth Andleman. JoAnn Pileggi was in charge of proofreading and authors' reviews. Their skills and extraordinary efforts made the expeditious delivery of this edition possible. The editor accepts full responsibility for editorial errors which may have slipped by; it was his decision that an up-to-date *Handbook*, in your hands, is more important than a perfect *Handbook* inching its way toward the press.

**E. B. Crutchfield**  
Editor

---

# NAB ENGINEERING HANDBOOK

## Supplement to the 7th Edition

---

### Introduction

As the 7th Edition of the Handbook was being prepared, the broadcast industry was in a period of rapid change in both technology and regulation. This situation was likely to continue for some time, and it was affecting planned contents of the Handbook.

The chapters supplied as part of the Supplement to the Handbook are, for the most part, those which contained important materials being affected by technical and regulatory changes. It was felt that the industry would be better served by publishing the main body of material, particularly in the basic areas of transmission, as soon as that was ready.

Now that these remaining chapters are completed, they should be placed in their appropriate sections. An up-dated Table of Contents is supplied, along with new Section dividers and a complete Index.

### Acknowledgements

In addition to those persons whose help is acknowledged in the Editor's Notes, we would like to thank the following persons who helped with preparation of the Supplement.

David Chancey  
Moseley Associates, Inc.

Bernie Dickens  
CBS

John Fesler  
ITC-3M

Don Himus  
RCA Broadcast Systems Division

Michael Leader  
Electro-Voice, Inc.

Bill Lorenz  
Capitol Video Communications, Inc.

Mac McClanahan  
Marti Electronics

John Phelan  
Shure Brothers, Inc.

Ronald Rackley  
duTreil Rackley

Karl Renwanz  
WNEV-TV

Jack Williams  
Pacific Recorders &  
Engineering Equipment

Yoshi Yao  
Panasonic

Fred Zimmerman  
Moseley Associates, Inc.

### Editorial

We were fortunate to have the high quality of design and production maintained by Teryn Wright. Assistant Editor for the Supplement was Janet Elliott who also coordinated communications and proofreading.

The Index was prepared by David Bialik, who also compiled the information in Chapter 1.6, Information Sources.

**E. B. Crutchfield**  
Editor



---

# TABLE OF CONTENTS

---

## SECTION 1. PROCEDURES AND PRACTICES

---

### **1 FCC Organization and Administrative Procedures ..... 1.1-1**

Statutory authority  
FCC organization  
Mass Media Bureau organization  
The licensing process  
The FCC Rules and Regulations  
The rule making process  
FCC telephone directory

### **2 FCC Field Operations Bureau ..... 1.2-19**

The Field Operations Bureau  
The inspection  
Inspection checklists: radio stations, television stations

### **3 Frequency Coordination ..... 1.3-49**

What is frequency coordination  
Some history of coordination  
Terrain, user density and propagation considerations  
Essence of the broadcast coordination process  
What does it take to build a successful coordinating committee  
Coordination considerations for various broadcast uses  
    of Part 74 spectrum  
Aural STL considerations  
TV microwave considerations

### **4 Consultant Services: When and How to Use Them ..... 1.4-67**

Working with consultants  
Types of consulting services

### **5 Frequency Allocations for Broadcasting and the Broadcast Auxiliary Services ..... 1.5-71**

How is spectrum allocated  
AM broadcasting frequency allocations  
FM broadcasting allocations  
Television broadcasting allocations  
Auxiliary broadcast services

### **6 Source Guide: Broadcast Standards and Information ... 1.6-87**

Federal government  
State and local governments  
Trade associations  
Professional associations  
Related organizations  
Broadcast engineering and related periodicals  
Broadcast abbreviation reference list

## **SECTION 2. ANTENNAS AND TOWERS**

---

<b>1 Design, Erection and Maintenance of Antenna Structures</b> .....	<b>2.1-1</b>
Tower characteristics, designs and materials	
Lighting and electrical systems	
Design standards	
Loads, analysis, and safety factors	
Effects of antennas and transmission lines	
Foundations and anchors	
Erection	
Inspection and maintenance procedures	
<b>2 Lightning Protection for Broadcast Facilities</b> .....	<b>2.2-21</b>
The thunderstorm cell	
The lightning discharge	
The lightning conductor	
Grounding	
Bonding	
Surge suppression	
Shielding-general guidelines	
<b>3 Transmission Lines</b> .....	<b>2.3-33</b>
Transmission lines	
Coaxial transmission lines	
Semirigid transmission line	
Installation	
Waveguide	
<b>4 AM Broadcast Antenna Systems</b> .....	<b>2.4-63</b>
<b>Part I: System Design</b>	
Radiation versus field strength	
The single tower nondirectional antenna	
Two tower directional antenna	
<b>Part II: Antenna Coupling and Phasing Systems</b>	
The function of a directional antenna phasing system	
Phasor performance objectives	
Basic networks	
Antenna monitor and sampling system	
Detuning and decoupling systems	
Transmitter load optimization	
Diplexers and multiplexers	
Overall system performance	
A simple bandwidth test	
Sampling source to feed a modulation monitor	
<b>Part III: Maintenance</b>	
Routine maintenance	
Sudden component failures	
Environmental changes	
Readjusting an array	

<b>5 Antennas for FM Broadcasting .....</b>	<b>2.5-117</b>
Propagation	
Circular polarization	
General coverage standards	
Antenna site selection	
Commercially available antennas	
Directional antennas	
Antenna gain and transmitter power	
Diplexing and community antenna systems	
FM antenna installation on AM towers	
Pattern optimization	
Installation procedures	
Transmission line systems	
FM SCA multiplexing	
Spurious frequencies	
<b>6 Antennas for Television Broadcasting .....</b>	<b>2.6-155</b>
Requirements	
Specifications-General	
Specifications-Technical	
Design and theory	
Types of antennas	
Antenna tests	
Installation	
Maintenance	
<b>7 Measurement of FM and TV Field Strengths .....</b>	<b>2.7-203</b>
Measurement objectives	
Propagation and other special studies	
Basic equipment principles	
Measuring procedures and techniques	
Practical problems encountered in making field-strength surveys	
Emergency procedure	
Safety precautions	
<b>8 AM Field Strength Measurements and Proof of Performance .....</b>	<b>2.8-217</b>
Quick reference guide-FCC Rules	
Proof of performance	
General requirements for measurements	
FCC form for license	
License	
<b>9 Radio Wave Propagation .....</b>	<b>2.9-235</b>
Quantifying propagation	
Free space propagation	
Medium frequency propagation	
Propagation above 30 MHz	
Coverage areas	
<b>10 Radio and TV RF Systems .....</b>	<b>2.10-251</b>
Switching	
Filters	
Transmitter systems	

## **SECTION 3. TRANSMITTERS**

---

<b>1 AM Transmitters</b> .....	<b>3.1-1</b>
Amplitude modulation theory	
Radio frequency power amplifiers	
Discussion of basic AM systems	
Transmitter circuitry	
Transmitter performance measurements	
Factory tests	
Important AM stereo transmitter characteristics	
International shortwave broadcast transmitters	
Representative commercial production transmitters	
<b>2 AM Stereo Systems</b> .....	<b>3.2-37</b>
<b>System descriptions:</b>	
“Motorola C-Quam AM stereo system”	
“Harris Linear AM stereo system”	
“AM stereo system transmission and reception—Kahn”	
“Belar AM stereo system”	
“AM stereo and the PMX AM stereo system”	
<b>3 FM Transmitters</b> .....	<b>3.3-63</b>
Characteristics of FM	
The FM transmitter	
RF power amplifiers	
Power supplies	
Transmitter control systems	
Transmission line and SWR measurements	
Combined transmitters	
Filterplexing	
Operational measurements	
Tuning for best performance	
Installation considerations	
FM transmitter plant maintenance	
<b>4 Subcarrier Transmission and Stereophonic Broadcasting</b> .....	<b>3.4-113</b>
The composite baseband	
Stereophonic transmission standards	
Generating the stereophonic baseband signal	
FM SCA transmission	
SCA data systems	
Monophonic, stereophonic and SCA performance	
<b>5 Television Transmitters</b> .....	<b>3.5-137</b>
Visual exciter	
Aural exciter	
UHF klystron	
Triodes, tetrodes, and television transmitters	
Combining circuits	
Precise frequency control	
Performance measurements	



**6 Multichannel Television Sound ..... 3.6-185**

- The BTSC system objectives
- Transmission format
- The companding system
- The separate audio program channel
- Other subcarriers
- Modulation summary
- Performance specifications
- Compatibility with receivers, translators and CATV
- Operating practice

**7 Transmitter Control Systems ..... 3.7-197**

- Current FCC regulations concerning transmitter control systems
- Basis theory of operation
- Elements of a transmitter remote control system
- Control terminal
- Remote terminal
- Control terminal/remote terminal communication
- Transmitter facility interfacing
- Television monitoring equipment

**8 Frequency and Aural Modulation Monitoring ..... 3.8-211**

- Why monitor your transmitter
- FCC rules affecting monitoring
- Essential features of frequency monitors or meters
- Essential features of an aural modulation monitor
- Monitoring techniques
- Calibration and maintenance of monitors

**SECTION 4. PROGRAM TRANSMISSION FACILITIES**

**1 Television Signal Transmission Standards ..... 4.1-1**

- Comparison of NTC-7 and EIA RS-250-B standards
- General and waveform technology
- Video measurements
- Audio measurements

**2 Microwave Engineering for the Broadcaster ..... 4.2-59**

- Path performance
- Antenna and waveguide considerations
- Radio considerations
- Power plants
- Frequency planning
- FCC licensing

**3 Satellite Earth Stations ..... 4.3-79**

- System description
- Satellite earth station components
- Site selection
- Interference
- FCC license
- Installation
- Operation and maintenance

**4 Fiber Optic Video Transmission Systems ..... 4.4-93**

Introduction to fiber optics  
Light and fiber characteristics  
Optical device characteristics  
Installation considerations  
Fiber optic system planning

**5 Aural Broadcast Studio Transmitter and Intercity  
Relay Service ..... 4.5-105**

STL selection  
FCC requirements  
STL equipment  
STL equipment configurations  
System planning

**SECTION 5. PRODUCTION FACILITIES**

---

**1 Planning and Costs of Broadcast Facilities ..... 5.1-1**

General planning considerations  
Television facility planning outline  
Acoustic considerations and reverberation time  
Estimating costs  
AM and FM studio facilities  
Control room announce booth design  
Radio studios on a low budget

**2 Planning and Design of Studio Lighting Equipment .... 5.2-29**

Studio size  
Suspension systems  
Architectural criteria  
Lighting control  
Lighting fixtures

**3 The Broadcast Television Camera System ..... 5.3-45**

Components of the basic camera system  
Studio, ENG and EFP camera types  
The optical system: lenses and beamsplitters  
Camera tubes  
Solid state imagers  
Measurement and performance of imaging devices  
Camera performance  
Choosing a camera

**4 Video Signal Switching, Timing and Distribution ..... 5.4-73**

The video signal  
Interconnection conventions  
Potential system problems  
Video system design  
Distribution amplifiers  
Video signal switching  
Video signal timing and genlock  
Timing concepts in the modern studio  
Guide to plant timing

<b>5 Video Tape Recording</b> .....	<b>5.5-89</b>
History	
Quadruplex recorders	
C format helical recorder	
Video tape editing	
Other formats	
Magnetic disc recorders	
<b>6 Radio Studio Audio</b> .....	<b>5.6-107</b>
Typical studio layouts	
The audio console	
Turntables	
Microphones	
Studio odds and ends	
Audio production	
<b>7 Magnetic Recording Media</b> .....	<b>5.7-121</b>
<b>Part I: Care and Handling of Magnetic Tape</b>	
The recording and operations area environment	
Operating practice recommendations	
Storage environment	
Accidental erasure	
<b>Part II: Principles and Current State of the Art</b>	
Basic principles	
Magnetic recording media	
Progress toward higher recording densities	
<b>8 Film for Television</b> .....	<b>5.8-137</b>
Attributes of film	
Advantages of low contrast print films	
Film density to electronic output	
Optimum television pictures from film	
Advantages of choices	
Setup (procedures and alignment)	
Survey of new generation telecines	
Corley telecine test film	
Color bars for setting up telecines	
Film sound	
Stills	
Recommended practices for television films and slides	
Color television test films and slides	
Film cleaning and handling practices	
Film splicing	
Storage of film and slides	
<b>9 3/4" and 1/2" Video Recording Systems</b> .....	<b>5.9-159</b>
3/4" video recording systems	
Basic definitions	
Color-under recording	
Principles and characteristics	
Typical performance specifications	
Maintenance	
Half-inch format video tape systems	

Principles and current state of the art  
Principles and characteristics  
System features  
Maintenance

**10 Video Tape Editing ..... 5.10-175**

History  
VTR edit timing  
Editor VTR control  
Medium level time-code editing controller hardware systems  
VTR interfaces  
Editing suite design considerations

**11 Audio Magnetic Recording ..... 5.11-217**

An historic perspective  
Tape composition and types  
The recording process  
The need for bias  
Self erasure  
The playback process  
Equalization  
Playback head contour effects  
Mechanical alignment  
System performance summary  
The future of analog recording  
Tape machine electronics  
Tape machine performance comparison  
Future tape machine developments  
Audio tape machine maintenance

**12 Microphones ..... 5.12-239**

Transducer types  
Phantom power  
Frequency response  
Polar patterns  
Limiting the working distance  
Going for the distance  
Sensitivity ratings  
Output impedance  
Dynamic range  
Durability and reliability  
Voiding and avoiding noise problems  
Handling or mechanical noise  
AC hum rejection  
Acoustic phase interference  
Microphone polarity reversal  
Stereo miking  
Care and feeding

## **SECTION 6. REMOTE PROGRAM ORIGINATION**

---

### **1 Radio Field Production ..... 6.1-1**

Planning the network  
Wired systems  
Wireless systems

### **2 Microwave Electronic News Gathering ..... 6.2-19**

Frequency considerations  
Receiver site selection  
Transmitter  
The ENG van  
Central receive site  
Remote control  
Interference and central receivers  
Airborne considerations

### **3 Television Field Production ..... 6.3-29**

What is field production  
Planning for field production  
Lease or buy  
Equipment selection  
Operation tips and techniques

### **4 Telephone Systems and Interfacing ..... 6.4-41**

**Part I: Interfacing to the Dial-up Network**

**Part II: Telco Audio Program Service**

## **SECTION 7. SPECIAL SYSTEMS**

---

### **1 Color Television: NTSC Basics, PAL and SECAM ..... 7.1-1**

#### **Part I: The Color System**

Fundamentals  
Electronic aspects of compatible color television  
Color fidelity  
The color encoder  
Camera alignment  
Color test equipment NTSC time base specifications

#### **Part II: Worldwide Color Television Standards**

Background  
“Monochrome-Compatible” Color TV Systems  
NTSC, PAL, and SECAM Systems Overview  
The NTSC Color System  
PAL Color System  
SECAM Color System  
Additional Systems of Historical Interest  
Summary and Comparisons of Systems Standards and Specifications  
Comments on International Exchange of Images

<b>2 Using Operational Amplifiers in Broadcasting .....</b>	<b>7.2-69</b>
Active filters and equalizers	
Improving equipment	
<b>3 AC Power Systems .....</b>	<b>7.3-77</b>
The utility power system	
Standby power systems	
The efficient use of energy	
<b>4 Translators and Low Power Television Systems .....</b>	<b>7.4-95</b>
Regulatory framework and definitions	
The multiple output FM translator	
Site selection	
Translator and LPTV coverage	
Input signal considerations	
Transmitting systems	
Translator/LPTV installation considerations	
Progress into the future	
<b>5 Instructional Television Fixed Service and Multipoint Distribution Service .....</b>	<b>7.5-115</b>
Technical system considerations	
Response channels	
<b>6 Broadcast Newsroom Computer Systems .....</b>	<b>7.6-123</b>
Newsroom computer system architecture	
Planning a newsroom computer system	
Choosing a vendor	
Installation	
Maintenance	
Security	
Glossary	
<b>7 Weather Radar Systems .....</b>	<b>7.7-159</b>
Radar history	
Radar principles	
Radar displays	
History of colorizers and remoting	
Typical applications	
Dial-up weather radar data	
<b>8 The Emergency Broadcast System .....</b>	<b>7.8-167</b>
System organization	
System operation	
Emergency broadcast system (EBS) checklist for participating stations	
Nonparticipating stations	
State and local level instructions	

**9 Broadcast Audio Measurement ..... 7.9-185**

- Audio measurement
- Amplitude measurement
- Frequency analysis
- Distortion measurement
- Noise measurement
- Relative program/loudness measurement
- Phase monitoring and measurement





- Chapter 1: FCC Organization and Administrative Procedures
- Chapter 2: FCC Field Operations Bureau
- Chapter 3: Frequency Coordination
- Chapter 4: Consultant Services: When and How to Use Them
- Chapter 5: Frequency Allocations for Broadcasting and the Broadcast Auxiliary Services
- Chapter 6: Source Guide: Broadcast Standards and Information



## FCC Organization and Administrative Procedures

Ralph A. Haller

*Chief, Technical & International Branch  
Federal Communications Commission\*  
Washington, DC*

### STATUTORY AUTHORITY

Congress, through adoption of the Communications Act of 1934 (the Act), created the Federal Communications Commission (FCC) as an independent regulatory agency. Section 1 of the Act specifies that the FCC was created:

“For the purpose of regulation of interstate and foreign commerce in communication by wire and radio so as to make available, so far as possible, to all the people of the United States a rapid, efficient, nation-wide, and world-wide wire and radio communication service with adequate facilities at reasonable charges, for the purpose of the national defense, for the purpose of promoting safety of life and property through the use of wire and radio communication, and for the purpose of securing a more effective execution of this policy by centralizing authority heretofore granted by law to several agencies and by granting additional authority with respect to interstate and foreign commerce in wire and radio communication . . .”

\*The opinions expressed in this chapter are those of the author and not necessarily those of the FCC.

### THE “COMMISSION”

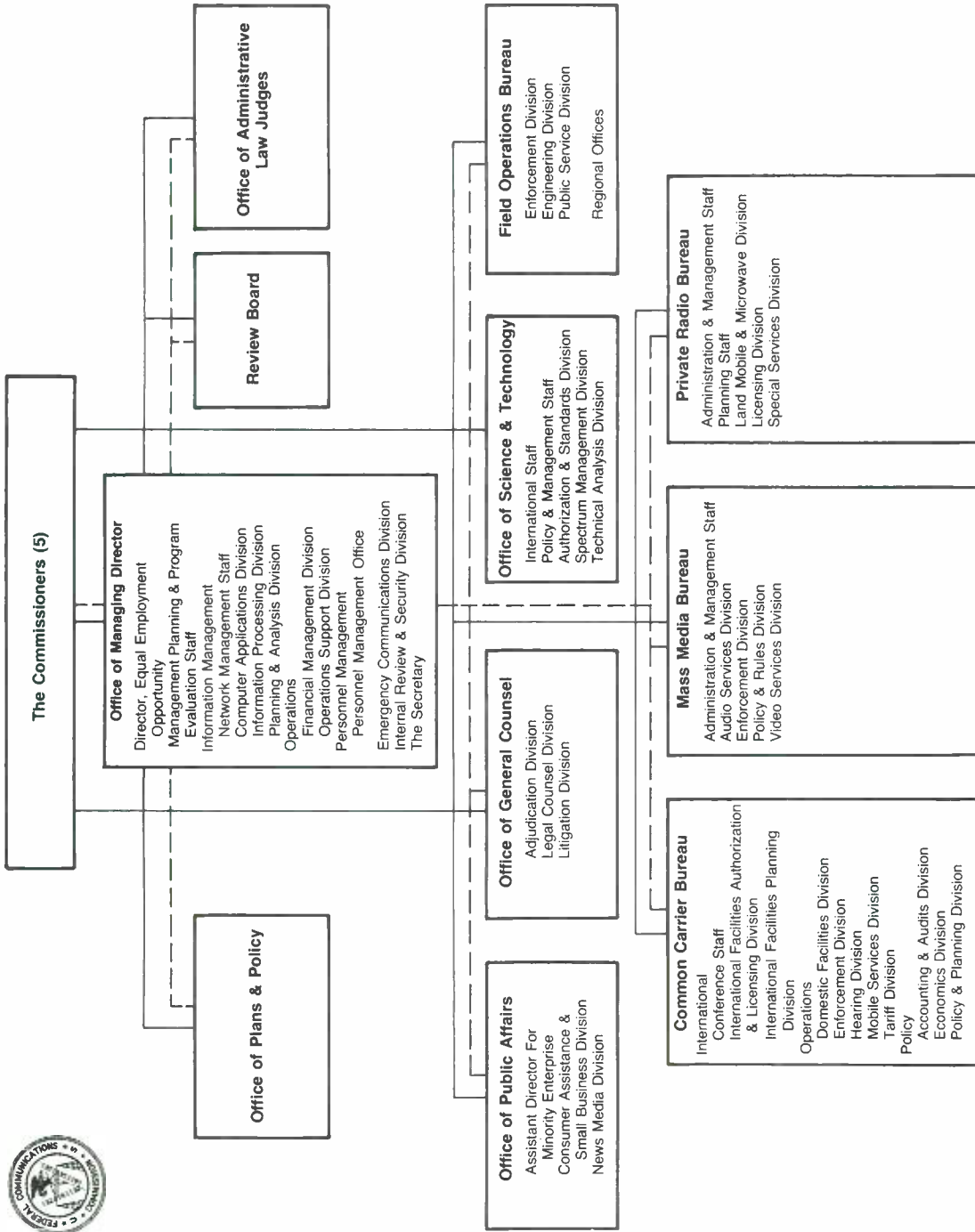
The “Commission” consists of five Commissioners appointed by the President, by and with the advice and consent of the Senate. The President designates one Commissioner as Chairman. Except for limited actions of delegated authority by the staff, the Commissioners personally consider each new rule or regulation and either adopt or reject it by vote in regularly scheduled public meetings.

### FCC ORGANIZATION

The staff of the FCC performs day-to-day functions of the agency, including: 1) license and application processing, 2) drafting of rule making items, 3) enforcing rules and regulations, and 4) formulating policy. The staff is divided along functional lines into various offices and bureaus. Normally, broadcasters deal with the Mass Media Bureau (MMB) or the Field Operations Bureau (FOB); however, actions by other elements of the agency may directly affect broadcasters. The major organizational units, as shown in Fig. 1, are:

#### Office of the Managing Director (OMD):

The Managing Director serves as the chief operations and executive official, as supervised and directed by the Chairman. OMD recommends,



--- Lines of Management & Administrative Authority

--- Lines of Policy & Judicial Authority

Fig. 1. Federal Communications Commission organization chart.



to the Chairman, program priorities, resources and position allocations, management and administrative policies. OMD operates the agency's personnel office. This Office, along with the Defense Commissioner, has responsibility for emergency communications policies.

**Office of Public Affairs (OPA):**

OPA functions as the FCC's primary point of contact with the public in dissemination of information about the Commission.

**Office of Plans and Policy (OPP):**

This Office makes recommendations to the Commission on development and implementation of communications policies.

**Office of General Counsel (OGC):**

The General Counsel advises the Commission in all matters of law and litigation, and interprets and implements statutes and treaties.

**Office of Administrative Law Judges (ALJ):**

The Law Judges have responsibility for hearing and conducting all adjudicatory cases designated for any evidentiary adjudicatory hearing other than those to be heard by the Commission en banc.

**Office of Science and Technology (OST):**

OST conducts scientific and technical studies related to communications and operates the FCC Laboratory in Columbia, Maryland. This Office has primary responsibility for overall spectrum management. The Chief Scientist administers the equipment authorization program (type acceptance, certification, etc.). Additionally, the Office issues authorizations for experimental communications work.

**Review Board (RB):**

The Review Board (three or more FCC personnel) is set up within the FCC to review decisions of Administrative Law Judges in all adjudicative proceedings, unless the Commission specifies otherwise.

**Common Carrier Bureau (CCB):**

CCB develops, recommends, and administers policies and programs for the regulation of services, facilities, rates and practices of entities (excluding maritime) which furnish communications services for hire.

**Private Radio Bureau (PRB):**

PRB develops, recommends, and administers policies and programs for development and regulation of the private radio services, such as those used by persons, businesses, state and local governments, and other organizations licensed to operate their own communications systems for their own use (not for hire).

**Field Operations Bureau (FOB):**

FOB operates the Commission's field offices, monitoring stations, and mobile monitoring vehicles. It administers the radio operator licensing programs, the field enforcement programs, and the field public service programs. The Bureau has responsibility for the nationwide program of lighting and marking of antenna structures.

**Mass Media Bureau (MMB):**

MMB develops, recommends, and administers policies and programs for development and regulation of the broadcasting and cable television industries. This includes auxiliary services such as translators, low power television, and operational circuits.

## MASS MEDIA BUREAU ORGANIZATION

Because the Mass Media Bureau regulates broadcasting and cable television, most broadcast engineers will deal primarily with this Bureau. (Certainly, contact with the Field Operations Bureau can also be expected; see Section 1.2: "FCC Field Operations Bureau.") There are four major operational Divisions within MMB. Each Division has subdivisions, called Branches, to handle specific areas of regulation, enforcement, licensing, or policy development, as shown in Fig. 2.

**Audio Services Division**

Licensing, license modification, and license renewal of AM and FM broadcasting stations fall under the Audio Services Division. The Division also handles the aural auxiliary services, such as Broadcast Remote Pickup, Studio Transmitter Links, and FM Translators. Questions concerning pending applications, processing policies, and filing requirements should be directed to the appropriate branch as listed below. Also, requests for waivers of the Rules, requests to operate with parameters at variance (e.g., directional AM antenna out of tolerance), and other requests to operate inconsistently with the station's instru-

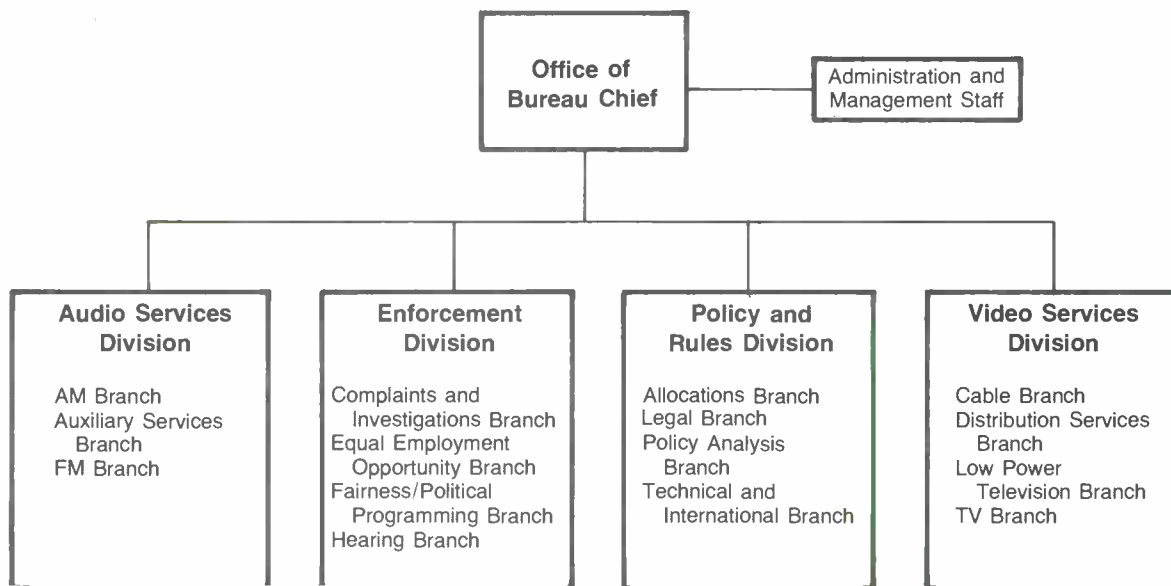


Fig. 2. Mass Media Bureau organization chart.

ment of authorization (license or construction permit) are handled by this Division. The Audio Services Division branches are:

**AM Branch**— AM Broadcast radio

**FM Branch**— FM Broadcast radio

**Auxiliary Services Branch**—Broadcast Remote Pickup, FM Boosters, and Translators, Aural STL

### Video Services Division

Licensing, license modification, and license renewal of television stations are handled by the Video Services Division. In addition to over-the-air television, the Division's responsibilities include Low Power Television (LPTV), Direct Broadcast Satellite (DBS), Cable Television (CATV), Instructional Television Fixed Service (ITFS), and video auxiliary services. Questions concerning pending applications, processing policies, and filing requirements should be addressed to the appropriate branch as listed below. Also, requests for waivers of the Rules or for authority to operate inconsistently with the station's instrument of authorization (license or construction permit) are handled by this Division. The Video Services Division branches are:

**Cable Television Branch**— CATV, CARS Microwave

**Distribution Service Branch** — ITFS, TV-STL, DBS

**Low Power Television Branch** — LPTV and TV Translators

**Television Branch**— TV Broadcast

### Enforcement Division

Although the Field Operations Bureau generally conducts station inspections and enforcement monitoring, their work normally concentrates on violations of the technical rules. Enforcement actions in other areas, such as equal employment opportunity or political broadcasting, are handled by the Enforcement Division in Washington, DC. This Division also works closely with FOB in enforcement of the technical regulations. Questions regarding enforcement matters should be addressed to the Enforcement Division. The Enforcement Division branches are:

**Complaints and Investigations Branch** — General

**Equal Employment Opportunity Branch** — EEO matters

**Fairness/Political Broadcasting Branch** — Fairness Doctrine, Political Broadcasts

**Hearing Branch** — Broadcast and CATV hearings

### Policy and Rules Division

New broadcast and CATV rules and regulations generally are written in the Policy and Rules Division. The Division also regularly reviews the rules to eliminate unneeded ones or to modify those that have not kept pace with technology, policies, or legal decision. The Division also interprets broadcasting and CATV rules and regula-

tions. The Division can grant waivers of the Rules to permit experimentation with new technology on broadcast frequencies. The Policy and Rules Division also represents the United States at international forums. Rules and regulations can be classified as: frequency allocations related, legal, policy, or technical. The branches are accordingly aligned as:

**Allocations Branch** — Petitions for Rule Making to Amend the FM or TV Table of Allotments

**Legal Branch** — Legal rules such as ownership or community ascertainment

**Policy Branch** — Rules that are primarily policy decisions such as lottery procedures

**Technical and International Branch** — Technical rules, international representation, and AM and short wave station coordination internationally

## THE LICENSING PROCESS

Any qualified citizen, firm, or group may apply to the Federal Communications Commission for authority to construct and operate an amplitude modulated (AM), frequency modulated (FM), or television (TV) broadcast station. More recent changes in the rules have permitted low power television (LPTV) and direct broadcast satellite (DBS) stations to be licensed. The FCC does not license cable television (CATV) systems; however, it does have rules and regulations governing CATV operation and some filings are required. The licensing procedures are outlined in Part 73 of the FCC Rules and Regulations. In general, applicants must satisfy the Commission that they are legally, technically, and financially qualified, and that operation of the proposed station would be in the public interest.

### Types of Facilities

Applicants must propose specific station parameters to the Commission. In the case of AM broadcast, applicants generally conduct an interference study to assure that certain field strength contours of the planned station will not overlap existing stations. There are no preplanned AM broadcast assignments to cities or locations. Each application must be uniquely engineered to: 1) serve the community of interest, and 2) prevent interference. Use of a directional antenna will often be required to limit radiation in one or more directions. AM broadcast assignments are made at 10 kilohertz intervals, from 540 kilohertz to 1600 kilohertz, inclusive. Each channel has a designation of Class I, II, III, or IV (with additional subdivisions). The classes relate to coverage

area ranging from Class I stations that serve only one locality. Power of AM broadcast stations varies from 250 watts to 50,000 watts.

Commercial FM and all TV applications differ from AM broadcast in that the Commission already has a Table of Allotments in these services. An application for a station in a city need not contain a mileage separation study if the city is listed in the Table of Allotment and no station currently operates on that channel. If no assignment exists in the table, then the applicant must first file a petition for rule making to have the proposed city added to the Table, based solely on specified mileage separations from other stations or assignments. If the proposal meets the Commission's criteria, the assignment will be added to the appropriate Table of Allotments and the application can then file for the station. Unfortunately, being successful in amending the Table does not guarantee being granted a station. Once the Table has been amended, other qualified applicants may also file for the station.

Commercial FM stations operate on channels spaced every 200 kilohertz, from 92.1 megahertz to 107.9 megahertz. Stations are classified as A, B1, B, C2, C1, and C, based on location in the country, channel, and power. Class A stations operate between 100 watts and 3,000 watts, while class B stations may operate with up to 50,000 watts and class C stations are permitted 100,000 watts. Television stations have three categories: low VHF, high VHF, and UHF. Channels 2-6 are considered low VHF and 100,000 watts is authorized. High VHF stations operate on channels 7-13 and are permitted 316,000 watts. Finally, UHF television stations can radiate up to 5 million watts. The coverage areas of all television stations should be relatively equal with the above power levels. The power level differences in television relate to the more difficult propagation conditions at the higher frequencies.

Non-commercial FM (educational) stations have assignments between 88.1 megahertz and 91.9 megahertz. These stations may radiate up to 100,000 watts, but are allocated by actual predictions of service contour overlap rather than by the absolute mileage separations of commercial FM stations. LPTV stations are secondary to full service television stations. LPTV service contours may not overlap full service stations' contours and cause interference. Successful applicants for direct broadcast satellite transponders receive an exclusive right to use a particular DBS "slot" in space. Finally, licensees in the ITFS have exclusive use of a set of frequencies in a given community and may, to a limited extent, merge their facilities with common carrier operations in the Multipoint Distribution Service (MDS).

Applicants may represent themselves before the Commission in licensing matters; however, most applicants employ the services of communications attorneys and consulting engineers. By necessity, to prevent interference and assure license grants to qualified entities, the license process is complex. Professional advice can speed the process along and help prevent costly errors.

### **The First Step to a Broadcasting (AM, FM, or TV) License**

Assuming that the engineering work has been done to determine that an AM or educational FM station can be designed and built in a community or that the FM or TV station can be designed and built in a community or that the FM or TV assignment is now contained in the appropriate Table of Allotments, the next step is to file for a construction permit (CP). Commercial applicants file on FCC Form 301, "Application for Authority to Construct a New Broadcast Station or Make Changes in an Existing Station." Educational station applicants use FCC Form 340 for the same purpose. The application for CP requests considerable information about the applicant(s) and the proposed facility. Commercial applicants must certify the financial ability to operate the station, without revenue, for three months after construction of the station.

If the Commission accepts the application for filing, a Public Notice will be released to inform interested parties of the action. At least 30 days after the release of the Public Notice will pass before the Commission again acts on the application. If no objections to the application are received and the Commission otherwise finds the applicant(s) qualified, a construction permit will be issued by the Mass Media Bureau under delegated authority. Again, the Commission issues a Public Notice and allows 30 days for interested parties to file for reconsideration of the grant. After grant of the CP, the applicant (now called a "permittee") should file for a call sign. Construction must be completed within 12 months for all classes of stations (except TV, which is 18 months) after the grant. Extensions of time may be requested for legitimate reasons.

### **Contested Applications**

Not all applications for construction permits flow smoothly through the FCC. Often other parties will either file applications in competition with the original application or they will contest the application on some grounds. For example, an existing station licensee may disagree with the applicant's basic qualifications or intentions. Any of these protests will undoubtedly delay issuance of the CP, even if the applicant can resolve the

conflicts outside the FCC forum. Absent any other method of resolution, the Commission will designate the application for a hearing.

Once designated for hearing, the applicant and other parties have 60 days to prepare their respective cases. The hearing will be conducted by an Administrative Law Judge (ALJ). The ALJ has authority to administer oaths, examine witnesses, and rule on the case based on the evidence presented. After the ALJ closes the record, an initial decision will be issued. The applicant, or any other interested party, may then file exceptions to the finding. The Commission or its Review Board may then hear oral arguments and adopt, modify, or reverse the ALJ's initial decision. If the decision was by the Review Board, the matter may be contested and the case taken to the Commission. Court appeals may be filed after the final decision by the Commissioners.

### **Station Construction and Equipment Testing**

Construction should be exactly in accordance with the terms of the construction permit. If deviations must be made, then an amended FCC Form 301 must be filed. If the station cannot be constructed within the required time period, the permittee must file FCC Form 701 (Application for Additional Time to Construct a Radio Station). It is important to remember that filing of the form 301 or 701 does not guarantee that an extension of the CP will be granted.

### **Applying for the Station License**

After the technical parameters of the station are in line, program testing may begin for non-directional AM and FM stations and TV stations. At this time, the permittee files for the station license on FCC form 302. AM and FM stations with directional antennas must apply for and secure authority from the FCC before beginning program testing. Stations operate in the program test mode until a license is received. Processing time varies, but the station license should arrive within a few months, assuming the FCC finds no problems with the form 302. The FCC may suspend the program test authority because of interference or other appropriate reasons.

### **License Renewal**

Broadcast licenses have a life of 5 years for TV stations and 7 years for radio stations. Renewal is not automatic. Licensees file for license renewal on FCC form 303. If the licensee's record is good and if no one contests the renewal, the renewal process remains relatively simple. On the other hand, the renewal may be placed in hearing status for disposition if the licensee's per-



formance during the previous period is in question or if someone contests the renewal.

### Sales and Transfers

If the holder of a construction permit or license desires to assign it to someone else, application is made on FCC Form 314 (Application for Consent to Assignment of Radio Broadcast Station Construction Permit or License). Should the permittee or licensee wish to transfer corporate control, FCC Form 315 (Application for Consent to Transfer Control of Corporation Holding Broadcast Station Construction Permit or License) is used. FCC Form 316 (Application for Assignment or Transfer-Short Form) may be used when the transfer or assignment involves no substantial change in interest.

### Auxiliary and Translator Services

Broadcast station permit and license holders can apply for several types of auxiliary radio stations. For example, Aural Studio-Transmitter Links are available. Also, Broadcast Remote Pickup (two-way) stations can be used for program production communications or remote broadcasts.

FM licensees and other interested parties may operate FM Translators to fill in areas of the coverage pattern. Likewise, TV licensees and other interested parties may operate TV translators. Each application varies slightly. Details of these services are contained in Part 74 of the FCC Rules and Regulations.

### DBS and LPTV

The application process for these services differs considerably from regular processing for broadcast stations. Unless an application for an LPTV station is not contested (which is very rare), the decision for the best qualified applicant is made by weighted lottery. Each applicant receives a weighting in the lottery based on factors such as minority ownership. DBS applicants apply to the Commission for a slot in space in the geostationary orbit. The construction permit can be retained only if a showing of due diligence has been shown in the construction of the facility. Final licensing comes after the station has been placed in operation.

## THE FCC RULES AND REGULATIONS

Broadcasters should be familiar with the FCC Rules and Regulations. Every station should have at least one copy of the Rules. The Government Printing Office, not the FCC, sells the Rules

through their local stores or by mail. New editions are printed yearly. This service provides no updates throughout the year as Rules are changed; however, the service is relatively inexpensive.

The following Rule Parts pertain to broadcasting and CATV:

- Part 0:** Commission Organization
- Part 1:** [FCC] Practice and Procedures
- Part 2:** Frequency Allocations and Radio Treaty Matters; General Rules and Regulations
- Part 17:** Construction, Marking, and Lighting of Antenna Structures
- Part 73:** Radio Broadcast Stations
- Part 74:** Experimental, Auxiliary, and Special Broadcast and Other Program Distribution Services
- Part 76:** Cable Television Service
- Part 78:** Cable Television Relay Service

All of these Rule Parts can be obtained by purchasing two rules books. The FCC Rules are contained in the Code of Federal Regulations (CFR), Title 47. Parts 0-19 are contained in one book and Parts 70-79 are contained in another. The Government Printing Office, Washington, DC, 20402, phone (202) 738-3238, or your local GPO sales office, should be contacted directly to order the books.

One or more private publishers offer subscription services to the FCC Rules. Generally, these services are more costly, but regular updates of the Rules are provided to subscribers. Subscriptions can also be obtained to receive copies of daily releases from the FCC.

## THE RULE MAKING PROCESS

The FCC, like all other federal government agencies, enacts new rules and regulations through the terms of the Administrative Procedures Act (APA). The APA specifies how rules may be proposed, adopted, and appealed. The APA assures that the public has input into the rule making process. Fig. 3 is a flow chart of the process and may be helpful in understanding the steps. Part 1 of the FCC Rules and Regulations provides detailed information on the FCC's general rules of practice and procedure.

### Initiation of Actions

Rule making actions can be proposed by anyone through a petition for rule making. Such petitions bring the desires of individuals or groups to the attention of the Commission. The FCC will evaluate the petitions and either dismiss them for one of the reasons in Section 1.401 of the Rules or accept them for action. If accepted, a Public

Notice will be released giving a brief description of the details of the petition. Others may then submit comments in support of or against the petition.

Other rule makings may begin by direction of Congress, the President, or the courts. The FCC may also initiate rule makings on its own motion.

### Early Options

Initiation actions are handled in one of four ways. A petition can be dismissed directly through a *Memorandum Opinion and Order* (MO&O). Minor rules changes can be made effective directly through a *Report and Order* (R&O). Generally, however, either a *Notice of Inquiry* (NOI) or *Notice of Proposed Rule Making* (NPRM) will be drafted by the staff. If enough information is at hand to draft the proposed rule changes, an NPRM will be issued without first gathering background material in an NOI. After adoption of an NPRM by vote of the Commissioners, the *ex parte* rules become effective (see section below). Because this inhibits direct contact between FCC staff and concerned parties, the NOI may be considered an essential first step in many matters. *Ex parte* does not apply at the NOI stage.

Comment periods are provided to allow interested parties to express their views. If, based on a review of the comments received, the Commission finds that an NOI should be terminated without further action, it will issue an MO&O stating the reasons for the termination. Otherwise, the matter will be considered for specific rule making in an NPRM. The MO&O is subject to a 30 day period in which parties may file petitions for reconsideration if they have good reason to believe the Commission acted incorrectly.

### Notice of Proposed Rule Making

Most rule making items begin as a *Notice of Proposed Rule Making*. The staff prepares the NPRM for consideration by the five Commissioners. An NPRM normally presents the issues and alternatives, may ask specific questions to help finalize the matter, and sets forth proposed rules or rule amendments. An NPRM may address one or multiple topics.

Comments must be filed by the close of the comment period, usually 30 days. Reply comments may then be filed in response to comments, usually for a 15 day period. These two comment periods provide the Commission with a "written debate" of the issues.

The comments and reply comments received are reviewed and enter heavily into the Commission's final actions. However, a comment does not represent a vote for the proposed rules. The Commission must decide in each issue based on the

public's interest, convenience, and necessity. Even if the majority of the comments oppose an item, the FCC can nevertheless adopt the proposal. The FCC can also schedule items for oral argument among the interested parties.

Filings should be clear, concise, and address the issues in the NPRM. Emotional responses or uninformed responses are of little value. Copies of the actual texts of the NPRM need to be studied before making comments. All NPRMs are published in the Federal Register and will be available at most larger libraries or law libraries.

The comments are reviewed by Commission staff at the Branch or Division levels. Recommendations are then passed to the Bureau level and ultimately to the Commissioners. The Commissioners will then approve, disapprove, or direct the staff to modify the recommendations.

The staff or the Commissioners may also decide that that record still does not support a decision, and a *Further Notice of Proposed Rule Making* (FNPRM) will be released. Like an NPRM, the comment periods apply. Once the record supports a final decision, the FCC will act by adoption of a *Report and Order*.

### Report and Order

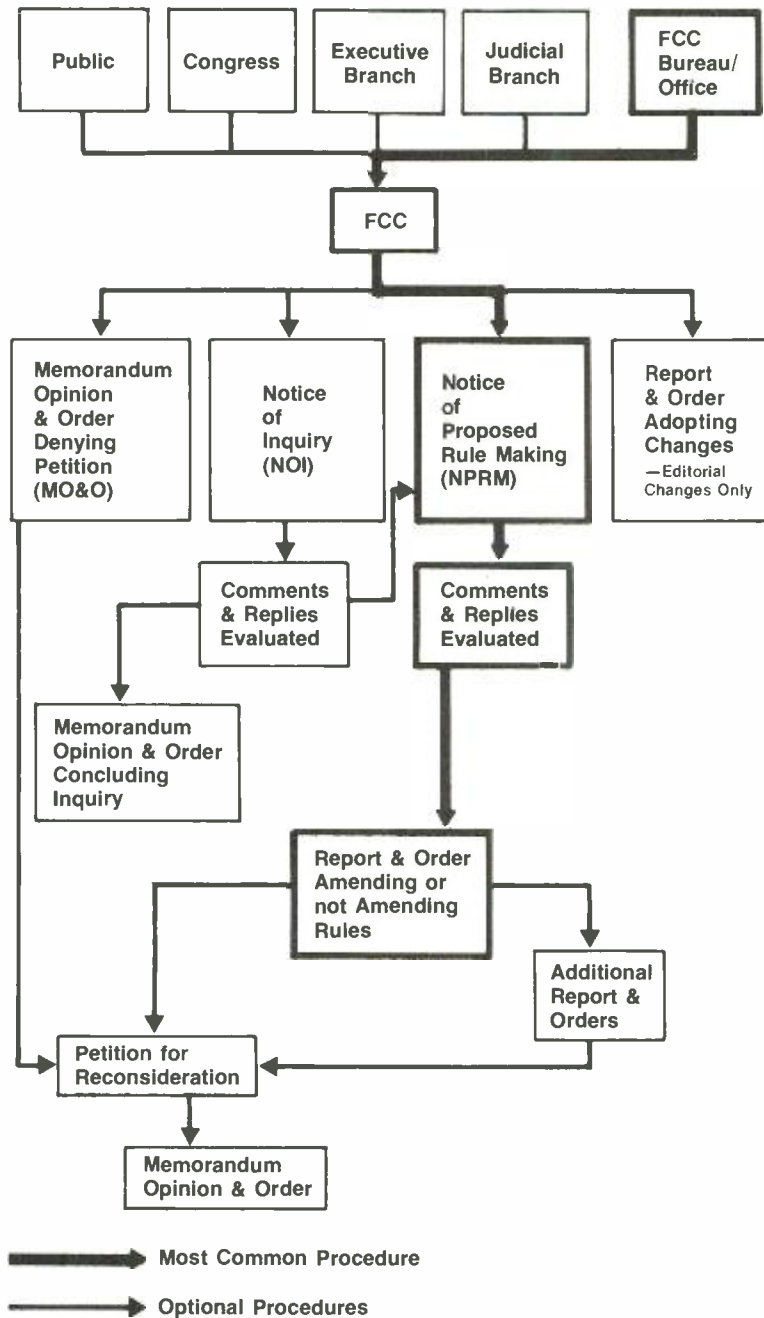
A *Report and Order* may be used to dismiss the proposals in the NPRM, adopt some of the proposals (possibly modified based on the comments), or adopt the rules as proposed. Rules will normally not become effective until 30 days after publication of the R&O in the Federal Register. The R&O constitutes the Commission's final action unless a petition for reconsideration is filed.

### Petition for Reconsideration

Any interested person may petition for reconsideration of a final action. The petitions for reconsideration must be filed within 30 days of the date the R&O was published in the Federal Register. The Commission will act on a petition for reconsideration by *Memorandum Opinion and Order*. The initial decision may be modified or the petition may be denied in the MO&O.

### Ex Parte Considerations

Most rule making proceedings become *ex parte* upon adoption of an NPRM and remain *ex parte* until 30 days after the Commission's final action (R&O or MO&O for reconsiderations). An *ex parte* contact is any written presentation made to FCC decision making personnel by another person, which is not served on all parties to the proceeding. It is also any oral presentation made to the FCC decision makers, without advance notice to the parties to the proceeding and op-



**Steps:**

**1. Initiation of Action.** Suggestions for changes to the FCC Rules and Regulations can come from sources outside of the Commission either by formal petition, legislation, court decision, or informal suggestion. In addition, a Bureau/Office within the FCC can initiate a Rule Making proceeding on its own.

**2. Bureau/Office Evaluation.** When a petition for Rule Making is received, it is sent to the appropriate Bureau(s)/Office(s) for evaluation. If a Bureau/Office decides a particular petition is meritorious, it can request that Dockets assign a Rule Making (RM) number to the petition. A similar request is made when a Bureau/Office decides to initiate a Rule Making procedure on its own. A weekly notice is issued listing all accepted petitions for Rule Making; the public has 30 days to submit comments. The Bureau/Office then has the option of generating an agenda item requesting one of four actions by the Commission. If an NOI or NPRM is issued, a Docket is instituted, and a Docket number is assigned.

**3. Possible Commission Actions.** Major changes to the Rules are presented to the public as either an NOI or NPRM. The Commission will issue an NOI when it is simply asking for information on a broad subject or trying to generate ideas on a given topic; an NPRM is issued when there is a specific change to the Rules being proposed. If an NOI is issued, it must be followed by either an NPRM or an MO&O concluding the inquiry.

**4. Comments & Replies Evaluated.** When an NOI or NPRM has been issued, the public is given the opportunity to comment initially, and then respond to the comments that are made. When the Commission does not receive sufficient comments to make a decision, a further NOI or NPRM may be issued, again calling for comments & replies. It may be determined that an oral argument before the Commission is needed to provide an opportunity for the public to testify before the Commission, as well as for the Bureau(s)/Office(s) to present diverse opinions concerning the proposed Rule change.

**5. Report & Order Issued.** A Report & Order is issued by the Commission stating the new or amended Rule, or stating that the Rules will not be changed. The proceeding may be terminated in whole or in part.

**6. Additional Reports & Orders Issued.** The Commission may issue additional Reports & Orders in the docket.

**7. Reconsideration Given.** Petitions for reconsideration may be filed by the public within 30 days; they are reviewed by the appropriate Bureau(s)/Office(s) and/or by the Commission.

**8. Modifications Possible.** As a result of its review of a petition for reconsideration, the Commission may issue a MO&O modifying its initial decision or denying the petition for reconsideration.

This brief account of how Rules are made at the FCC merely highlights the major components of the process. For details, contact the Dockets Branch.

This article was prepared with the assistance of staff members from several Bureaus and Offices, particularly Sharon Briley, Cable Television Bureau.

Fig. 3. How FCC rules are made.

portunity for them to be present. Certain proceedings are “restricted” and no *ex parte* contacts can be made. These would be, for example, contested applications for licenses. Most rule makings are “non-restricted” and do not involve competing claims to a valuable privilege.

### **Appeal to the Courts**

Once the Commission has considered and reconsidered a matter, interested parties may appeal the decision to the federal courts. Ultimate-

ly, the Supreme Court could hear the case. Under current law, however, the Federal Communications Commission need not wait for the court decision before enacting the new rules and regulations. As long as the matter has been given full consideration under the Administrative Procedures Act, the FCC may place the new rule in effect until a court rules to the contrary or orders a “stay.” The courts typically defer to the expertise of the Commission in technical matters and will often look more to assure that the APA was followed than to try to second-guess the Commission’s decision.

## FCC Telephone Directory Functional Listing

(Please Note: Telephone numbers are subject to change.)

Subject	Telephone Number	Subject	Telephone Number
<b>—A—</b>			
Access charge tariffs (CCB) .....	632-6387	• Experiment (OST) .....	653-8137
Accounting systems (CC) .....	634-1861	• General Mobile (PRB) .....	(717) 337-1511
Administrative Sanctions (FOB) .....	632-7354	• Industrial (Includes Power, Petroleum, Manufacturers, Forest Products, Industrial Ratio Location, Motion Picture, Relay Press and Telephone Maintenance) (PRB) .....	(717) 337-1511
Advisory Committees		• Land Transportation (Includes Railroad, Taxicab, Auto Emergency, Motor Carrier—Interurban Passenger, Urban Property, Urban Passenger) (PRB) .....	(717) 337-1511
• Advisory Committee on Cable Single Leakage .....	632-2706 / 254-3420	• Equipment Authorization .....	(301) 725-1585
• National Industry Advisory Committee .....	632-7232	• Telephone Equipment Registration (CCB) .....	634-1833
• Radio Technical Commission for Marine Service .....	296-6610	• Marine (PRB)	
Agriculture (including Crop Spraying, Bee Keeping, Farming, Ranching, Harvesting, Seeding, Livestock, Nurseries, Orchards) (PRB) .....	(717) 337-1212	— Ships .....	(717) 337-1212
Alien Restricted Permits (FOB) .....	632-7240	— Marine Coast .....	(717) 337-1511
All-Channel TV Receivers (OGC) .....	632-6990	— Offshore Radio Telecommunications Service (CCB) .....	632-6400
Allocation		— Rural Radio Service (CCB) .....	632-6400
• Call Signs .....	634-1923	• Microwave (Industrial) (PRB) .....	(717) 337-1421
• Call Sign Block .....	653-8144	— Public Safety (Includes Police, Fire, Local Government, Highway Maintenance, Forestry Conservation Special Emergency and State Guard) (PRB) .....	(717) 337-1511
• Call Sign Policy .....	653-8144	— Radio, TV and Aux. Serv. (MM) .....	632-6634
• Charts and Tables (OST) .....	653-8162	Assignment of Microwave Common Carrier Licenses (CCB) .....	634-1706
• Frequency		Automobile Emergency (PRB) .....	(717) 337-1212
— Government (OST) .....	653-8137	Aviation Services (PRB):	
— Non-Government (OST) .....	653-7434	• Applications/ Licenses .....	See "Application Status Aviation"
— International (OST) .....	632-8144	• Rules/Hearings .....	632-7175
Amateur applications/Licenses (PRB) .....	(717) 337-1212		
Ambulance & Rescue Squads (PRB) .....	(717) 337-1212	<b>—B—</b>	
Annual Report Form (CC) .....	632-7084	Bills (Legislative) (OGC) .....	632-6405
Annual Employment Report Form 395) (CCB) .....	632-7500	Broadcast, Inspection of Stations (FOB) .....	632-7014
Annual Employment Report (395A) Cable TV Systems .....	632-7069	Broadcast Services—(MMB)	
Antenna Structures & Towers— Includes Lighting and Marking (FOB) .....	632-7521	■ AM SERVICE	
Application Status		• Engineering Rules:	
• Air to Ground Public Correspondence .....	254-6810	— Existing Stations .....	632-7010
• Amateur (PRB) .....	(717) 337-1212	— Minor Changes Applications .....	245-9570
• Aviation (PRB)		— New Stations and major changes Applications .....	254-9570
— Aircraft .....	(717) 337-1212	— STL's; Remote Pickups, Intercity Relays .....	634-6307
— Aviation Ground .....	(717) 337-1511	• Non-Engineering Rules:	
• Business (PRB) .....	(717) 337-1511	— Advertising Questions/Comments .....	632-7551
• Cellular .....	632-6400	— Application Forms .....	632-7272
• Commercial Operator (FOB) .....	632-7240	— Assignment & Transfer Applications .....	254-9470
• Common Carrier (Wire Line Facilities) .....	634-1800	— Construction Permit Applications .....	254-9570
• Digital Electronic Message Service — DEMS—(CCB) .....	634-1706	— Emergency Broadcast System .....	634-1600
• Domestic Satellite .....	634-1624	— Political Programming/Fairness Doctrine .....	632-7586
• Mobile Services (CCB) .....	254-6810	— Programming Questions/Comments .....	632-7048
• Microwave (CCB) .....	634-1706		
• Multipoint Distribution Service— MDS—(CCB) .....	634-1706		
• International (CCB) .....	632-7265		

\*Unless noted, all numbers are in Area Code 202, Washington, D.C., Area Code 717 refers to the Gettysburg, PA Office, Area Code 301 refers to the Laboratory in Laurel, MD.

Subject	Telephone Number	Subject	Telephone Number
• Renewal Applications .....	254-9570	• Non-Engineering	
• Equal Employment Opportunity .....	632-7069	— Application Preparation .....	632-9356
• Reports		— Existing Stations .....	632-9356
— Employment (Form 395) .....	632-7069	— New Stations/Major Changes .....	632-9356
— Ownership (Form 323) .....	632-7258	• Educational/Non-Commercial	
■ <b>FM SERVICES</b>		— TV .....	632-6357/632-7531
• Engineering Rules		— EEO—Industry (General) .....	632-7069
— Existing Stations .....	632-6908	• Rule Making Petitions	
— Minor Changes Applications .....	632-6908	— General .....	634-6530
— New Stations/Major Changes		Budget (MD) .....	632-7194
Applications .....	632-6908	Bulletins, Request for (Other than those supplied at	
— SCA .....	632-7166	field installations) (OPA) .....	632-7260
— STL's; Remote Pickup; Intercity Relays ..	634-6307	Business Radio (PRB) .....	(717) 337-1212
— Translators/Boosters .....	632-7505	Busses (PRB) .....	(717) 337-1212
• Non-Engineering Rules			
— Advertising Questions/Comments .....	632-7551	—C—	
— Application Forms .....	632-7272	Cable—	
— Assignment & Transfer Applications .....	632-6908	• Aerial or Underground/Coaxial (CCB) .....	634-1800
— Construction Permit Applications .....	632-6908	• Landing Licenses/Ocean Systems (CCB) .....	632-7265
— Educational FM .....	632-6098	Cable—	
— Emergency Broadcast System .....	634-1600	• Telephone/TV Cross Ownership .....	634-1830
— Political Broadcasting/Fairness Doctrine ..	632-7586	Registration (MMB) .....	632-7076
— Programming Questions/		• Complaints (Subscribers) .....	632-7048
Comments .....	632-7551/632-7048	• Fees .....	632-7076
• Renewal Applications .....	632-6908	• Franchising .....	632-7076
• Equal Employment Opportunity .....	632-7069	• General—as it relates to Radio and TV .....	632-7048
— Reports		• Microwave	
— Employment (Form 395) .....	632-7069	— Legal .....	632-7480
— Ownership (Form 323) .....	632-7258	— Engineering .....	254-3420
• SCA's Stereo-Multiplex .....	632-7166	• Pole Attachments (CCB) .....	632-4890
• Translators/Boosters .....	633-7505	• Policy	
• Petitions for Rulemakings .....	634-6530	— Access .....	632-7480
■ <b>TV SERVICES</b>		— Pay Cable .....	632-7480
• Engineering Rules		— Rule Making re CATV .....	632-7792
— Existing Stations .....	632-6495	• Public Reference Room .....	632-7076
— New Stations/Major or Minor Changes		• Research (Industry Statistics) .....	632-7792
Applications .....	632-6495	• Special Relief .....	632-7480
— STL's; Remote Pickups, Intercity		• Technical Standards & Rules .....	254-3420
Relays .....	634-6307	Cablegrams (CCB) .....	632-7265
— Translators .....	632-7698	Call Letters (Signs—)	
• Non-Engineering Rules		• Amateur .....	(717) 337-1212
— Advertising Questions/Comments .....	632-7551	• Others .....	634-1923
— Applications Forms .....	632-7272	Campus Radio Stations (OST) .....	632-8247
— Assignment & Transfer Applications .....	632-6357	Carrier Equipment (OGC) .....	634-1800
— Educational TV .....	632-6357	Cases in Court (OGC) .....	632-7112
— Emergency Broadcast System .....	634-1600	CATV—See Cable TV	
— Political Broadcast/Fairness Doctrine .....	632-7586	CCIR—International Radio Consultative	
— Programming Questions/		Committee (OST) .....	653-8102
Comments .....	632-7551/632-7048	CCIT—International Telegraph Consultative	
• Rebroadcast .....	632-3894	Committee (CCB) .....	632-3214
• Renewal Applications		Cellular Mobile Radio .....	632-6400
— General .....	632-6357	Certification of RF Devices (Pt. 15)(OST) .....	653-8247
• Processing .....	632-6357	Civil Air Patrol (PRB)	
— Equal Employment Opportunity .....	632-7069	• Applications/Licenses .....	(717) 337-1212
— Engineering .....	632-6495	• Rules .....	632-7175
• Reports		Coast Stations (PRB)	
— Employment (Form 395) .....	632-7069	• Applications/Licenses .....	(717) 337-1212
— Ownership (Form 323) .....	632-7258	• Rules/Hearings .....	632-7175
• Subscription TV .....	632-6357	Commercial Operators—(FOB)	
• Translators .....	632-3894	• Examinations (Washington, D.C. Area) (301) 962-2728	
• Petitions for Rulemakings .....	634-6530	• Examinations (Other Areas) .....	632-7240
• Broadcast Stations International		• All other matters .....	632-7240
— New & Existing Stations .....	632-6955/254-3394	Commission Proceedings, Tape Recordings .....	632-7000
■ <b>ITFS</b>		Common Carrier Radio (CCB)	
• Engineering		• International & Satellite .....	632-7265
— Existing Stations .....	632-9356	• Mobile Services .....	632-6400
— Governmental Material (except		• Microwave Services .....	634-1706
International) .....	632-7025/653-8137		
— New Stations/Major Changes .....	632-9356		

Subject	Telephone Number	Subject	Telephone Number
Community Antenna TV—SEE CABLE TV			
Complaints—		—E—	
• Broadcast (TV & Radio).....	632-7048	Eavesdropping (Electronic)(OGC) .....	632-6990
— Advertising Questions.....	632-7551	Electronic Switching (Telephone)(CCB) .....	634-1800
— Political Broadcasting/Fairness Doctrine ..	632-7586	Emergency Broadcasting System (EBS) .....	634-1600
— Programming Questions/Religious		Emergency Medical Services (PRB) .....	337-1212
Petitions .....	632-7048	Employment .....	632-7106
• Cable Television (MMB).....	632-7048	Enforcement—Private Radio Bureau Forfeitures	
• Common Carrier—		Show Cause Orders.	
• Informal Complaints & Public Inquiries .....	632-7553	• Revocations, Suspensions .....	632-7197
— Telephone .....	632-7553	— Land Mobile (PRB) .....	632-7125
— Telegraph/Telegram .....	632-7553	— Aviation & Marine .....	632-7197
— Interconnect .....	634-1800	— Personal & Amateur.....	632-7197
— Pole Attachments (CCB).....	632-4890	• Requests for Enforcements	
— Rates .....	632-5550	— Washington, D.C. Area (FOB) .....	(301) 962-2728
• Interference to Radio & TV		— All other areas—Refers to local field office	(FOB)
— Washington, D.C. Area .....	(301) 962-2728	Engineering Surveys—Field Strength (OST) .....	632-7080
— All Other Areas—Refer to local field		Environmental Law (NEPA)(OGC) .....	632-6990
installations listed in backs of telephone book		Equipment Measurement Authorization	
Compliance—		(OST) .....	(301) 725-1585
• Registration (MMB) .....	254-3407	Examinations—(FOB)	
• Common Carrier Accounting (CCB) .....	634-1861	• Washington, D.C. Area .....	(301) 926-2728
• Experimental (OST) .....	653-8139	• Outside Washington, D.C. ....	632-7240
• Incidental and Restricted Radiation Devices		Ex Parte Rules (Interpretations of)(OGC) .....	632-6990
(OST) .....	653-8247		
• Land Mobile (PRB) .....	632-7125	—F—	
• Aviation & Marine (PRB) .....	632-7197	Facsimile—Wire (CCB).....	634-1800
• Personal & Amateur (PRB) .....	632-7197	Fairness Doctrine .....	632-7586
Computing Device Emission Standards (Pt. 15)		FCC Rules (Legal Interpretations of)(OGC) .....	632-6990
(OST) .....	653-8247	Field Disturbance (Pt. 15) .....	653-8247
Conferences		Field Offices	
International—CCIR, WARC (OST) .....	653-8102	• Common Carrier (CCB) .....	634-1861
CCITT (CCB).....	632-3214	• Field Operations Bureau (See Field Office	
Conflict of Interest Interpretations (OGC) .....	632-6990	Directory)	
Congressional and Public Affairs, Office of ..	254-7674	• Field/Public Service Staff .....	634-1940
Consumer Assistance and Small Business	632-7000/632-7260	Financial Data—	
Control Devices (unlicensed) Part 15 (OST) .....	653-8247	• Common Carrier (CCB) .....	632-7084
Copy Contractor (Int'l Transcription Svs.) .....	296-7322	Fire (PRB) .....	(717) 337-1212
Cordless Telephone (Pt. 15)(OST) .....	653-8247	Foreign Attachments—	
Court Cases (OGC) .....	632-7112	• Telephone (CCB) .....	634-1833
Coverage—Radio (OST) .....	653-8247	• Interconnection (CCB).....	634-1800
Curtailment of Service (Telephone or Telegraph)		Forest Products (PRB) .....	(717) 337-1212
(CCB).....	632-7553	Forfeitures/Fines	
Customer Owned Equipment—		• Mobile Services (includes CB) .....	632-7197
• Attach to Telephone (CCB).....	634-1833	• Collection of (OGC) .....	632-6444
Customer Toll Dialing (CCB) .....	632-7553	Forms Distribution—	
—D—		• By form number only .....	632-7272
Defense Activities (EBS).....	632-7007	• General form request .....	632-7000
Depreciation Rules (CCB) .....	634-1861	Franchising (CATV) .....	254-3407
Development Stations		Freedom of Information (OGC).....	632-6990
• Aviation or Marine (PRB) .....	(717) 337-1431	Frequencies for—(Ask for which service and refer	
• Common Carrier (CCB) .....	634-1706	to that service)	
• Experimental (OST) .....	632-8139	Frequency Allocations—	
Diathermy Approval (OST) .....	(301) 725-1585	• Government (OST).....	653-8137
Direct Broadcasting Satellites.....	632-9356/632-7792	• Non-Government (OST) .....	653-8162
Direct Distance Dialing (CCB) .....	632-5550	• Allocation Treaties Agreements and	
Discontinuances—Carrier Comm. Svs. (CCB) ..	634-1800	Arrangements (International)(OST).....	653-8144
Domestic Public (CCB)—		• Chart and Tables (OST) .....	653-8144
• Auxiliary Test, Base, Control and Repeater		• Coordination/Spectrum	
Stations .....	632-6450	• Government (OST).....	632-7025
• Cellular Radio .....	632-6400	• Non-Government (OST) .....	632-7025
• Land Mobile Radio Service .....	632-6450	• International (OST) .....	653-8144
• Microwave .....	634-1706	• Lists	
• Rural Radio .....	632-6450	• Government (OST) .....	653-8162
		• Non-Government (OST) .....	653-8162

Subject	Telephone Number
• Notification and Registration (OST) . . . . .	653-8144
• Usage Data & Utilization (OST) . . . . .	653-8162

—G—

Garage Door Openers—Licensed (PRB) . . . . .	(717) 337-1212
Garage Door Openers—not licensed . . . . .	653-8247
General Counsel (OGC) . . . . .	632-7020
General Mobile Radio Service (PRB) . . . . .	(717) 337-1212
Government—	
• Broadcasting, Frequency Coordination, List, Interference, Radio Stations, Telecommunications Committees (OST) . . . . .	632-7025

—H—

Health Unit (FCC) . . . . .	632-1618
Harrassing Telephone Calls (CCB) . . . . .	632-7553
Hearing Calendar (OLJ) . . . . .	632-7680
Highway Maintenance (PRB) . . . . .	(717) 337-1212
Highway Patrol (PRB) . . . . .	(717) 337-1212

—I—

Incidental Radiation Devices (Rules)(OST) . . . . .	653-8247
Industrial Heating Equipment (OST) . . . . .	653-8247
Information—General (OPA) . . . . .	632-7000/632-7260
Information—Technical Research (OST) . . . . .	632-7040
Infraction Reports—International (OST) . . . . .	653-8144
Injunctions (OGC) . . . . .	632-7112
Inspections (FOB) . . . . .	632-7014
Integrated Data Processing (common carrier transmission of)(CCB) . . . . .	632-5550
Interception of Radio Communications (OGC) . . . . .	632-6990
Interconnection (CCB) . . . . .	634-1800
Interference Complaints	
• Washington, D.C. Area (FOB) . . . . .	(301) 962-2728
• All Others (Refer to local Field Office)	
• Requests for Monitoring (FOB) . . . . .	632-6975
• Direction Finding Assistance (FOB) . . . . .	632-6975
• Radio—Government (OST) . . . . .	653-8137
• Radio—International (OST) . . . . .	653-8144
• Research (OST) . . . . .	632-7040
• Standards (OST) . . . . .	632-7093
International—International Conferences (Future), CCIR . . . . .	653-8108
Conferences (past) . . . . .	632-7025
WARC (OST) . . . . .	653-8102
Broadcasting . . . . .	632-9660
• Conferences and Meetings (OST) . . . . .	653-8102
• Frequency Allocations (OST) . . . . .	632-7025
• Frequency Allocation Charts & Tables (OST) . . . . .	632-7025
• Frequency Coordination (OST) . . . . .	653-8144
• Frequency Lists, Notification & Registration (OST) . . . . .	653-8144
• Interference (OST) . . . . .	653-8144
• Permits to Operate in Canada . . . . .	653-8144
• Radio Publications/Regulation (OST) . . . . .	653-8144
• Satellites Systems Coordination . . . . .	653-8153
• Telecommunications Convention/Union (OST) . . . . .	653-8144
• Telegraph & Telephone Rates (CCB) . . . . .	632-5550
• Treaties, Agreements & Arrangements (OST) . . . . .	653-8144
Intrusion Alarms (OST) . . . . .	653-8247

Subject	Telephone Number
Investigations—	
• Unlicensed Operations	
— Washington, D.C. Area (FOB) . . . . .	(301) 962-2728
— All other areas refer to local Field Office (FOB)	
• Interference	
— Washington, D.C. Area (FOB) . . . . .	(301) 962-2728
— All other areas refer to local Field Office (FOB)	
Ionosphere (OST) . . . . .	632-7080
IRAC (Interdepartment Radio Advisory Committee) (OST) . . . . .	632-7025
ISM (Industrial, Scientific & Medical Equipment) (OST) . . . . .	653-8247

—L—

Land Mobile—	
• Common Carrier (CCB) . . . . .	632-6450
• Other than CC (PRB) . . . . .	(717) 337-1212
— Public Safety . . . . .	(717) 337-1212
— Special Emergency . . . . .	(717) 337-1212
— Business . . . . .	(717) 337-1212
— Other Industrial . . . . .	(717) 337-1212
— Land Transportation . . . . .	(717) 337-1212
Land Mobile Frequency Assignment Techniques (PRB) . . . . .	(717) 337-1411
Land Mobile Operational Review of Radio Systems . . . . .	632-6497
Land Transportation (PRB) . . . . .	(717) 337-1212
Law Suits Litigation (OGC) . . . . .	632-7112
Leased Facilities (OGC) . . . . .	632-7553
Library (FCC)(MD) . . . . .	632-7100
Licenses—(See “Application Status” also)	
• Amateur (PRB) . . . . .	(717) 337-1212
• Aviation (PRB) . . . . .	(717) 337-1212
• Business (PRB) . . . . .	(717) 337-1212
• Commercial Operator (FOB) . . . . .	632-7240
• Common Carrier	
• Domestic Satellite . . . . .	634-1624
— Mobile Services (CCB) . . . . .	632-6400
— Cellular . . . . .	632-6400
— Microwave (CCB) . . . . .	634-1706
— Wireline (Authorization or Cert.)(CCB) . . . . .	634-1800
— International & Satellite (CCB) . . . . .	632-7265
• Experimental (OST)(PHS) . . . . .	653-8137
• General Mobile (PRB) . . . . .	(717) 337-1212
• Industrial (PRB) . . . . .	(717) 337-1212
• Land Transportation (PRB) . . . . .	(717)337-1212
• Marine (PRB) . . . . .	(717) 337-1212
• Microwave (Industrial) (PRB) . . . . .	(717) 337-1421
• 1st, 2nd, 3rd Class Operators (FOB) . . . . .	632-7240
• Public Safety (PRB) . . . . .	(717) 337-1212
• Radio & TV (See Broadcast Services)	
Lighting devices (RF) (Pt. 18)(OST) . . . . .	653-8247
Local Government Radio (PRB) . . . . .	(717) 337-1212
Local Television Transmission (CCB) . . . . .	634-1706
Locator—Personnel . . . . .	632-7106
Lotteries (OGC) . . . . .	632-6990
Low Power Transmitters for operation without a license (OST) . . . . .	653-8247
Low Power Television	
■ Engineering Rules	
• Existing Stations . . . . .	632-7426
• New Stations/Major or Minor Change Applications . . . . .	632-7426
■ Non-Engineering Rules	
• Application Processing . . . . .	632-3894
• Existing Stations . . . . .	632-3894



Subject	Telephone Number
—M—	
Manufacturing (PRB) .....	(717) 337-1212
Marine Services (PRB)	
• Applications/Licenses .....	(717) 337-1212
• Rules/Hearings .....	632-7175
Marketing Rules .....	632-7068
MD's Licensing .....	634-1706
Measurement for	
• Type Acceptance .....	(301) 725-1585
• Type Approval .....	(301) 725-1585
• Certification .....	(301) 725-1585
Medical Equipment (including diathermy) (OST) .....	653-8247
Metered Service—Message Units (CCB) .....	632-7553
Microwave—	
• Auxiliary—Common Carrier (CCB) .....	634-1706
• Auxiliary—Mass Media (MM) .....	634-6307
• Cable TV Relay Service (MM) .....	254-3420
• Closed Loop (CCB) .....	634-1706
• Data Base (OST) .....	653-8163
• Digital Electronic Message (CCB) .....	634-1706
• Monitoring Stations, Protection from Interference (FOB) .....	632-7593
• Multipoint Distribution (MDS)(CCB) .....	634-1706
• (PRB) operational review .....	632-6497
• Ovens (OST) (Pt. 18) .....	653-8247
• Radio Relay (CCB) .....	634-1706
• General/Operational .....	632-6497
• Satellite (OST) .....	653-8107
• TV—Pickup (CCB) .....	634-1706
Military Stations (OST) .....	653-8137
Mining (PRB) .....	(717) 337-1212
Mobile Telephone Services (CCB) .....	632-6450
Mobilization Planning (OST) .....	632-7025
Model Airplanes (PRB) .....	(717) 337-1212
Monitoring (FOB) .....	632-6975
• Monitoring Stations, Protection from Interference (FOB) .....	632-7593
Monitoring Telephone Svc. (CCB) .....	632-5550
Motor Carrier (PRB) .....	(717) 337-1212

## —N—

National Environmental Policy Act (OCG) .....	632-6990
Navigation (Air or Water) (PRB) .....	632-7175
News Gathering and Publishing (PRB) .....	(717) 337-1212
Noise—Radio (OST) .....	632-7040

## —O—

Obstruction Markings—Antenna (FOB) .....	632-7521
Offshore Radio Telecommunications Service (CCB) .....	632-6450
Off-the-Air Pickup (CCB) .....	634-1706
Off-Track Betting (OGC) .....	632-6990
One-Way Paging and Signaling (CCB) .....	632-6450
Operating Revenues—	
• Int'l., Telephone & Telegraph (CCB) .....	632-7084
Operator Licenses (FOB)—	
■ Commercial	
• Administration & Suspension of .....	632-7240
• Examinations (1st, 2nd & 3rd Class) — Washington, D.C. Area .....	(301) 962-2728
— All Other Areas .....	632-7240
• License Records (Commercial) .....	632-7240

Subject	Telephone Number
■ Restricted Radiotelephone Permit (FOB)	
• U.S. Citizens—Wash., D.C. Area .....	(301) 962-2728
• U.S. Citizens—All Other Areas .....	632-7240
• Aliens—All Areas .....	632-7240
Oral Arguments (OMD) .....	632-7535
Original Plant Cost (Telephone & Telegraph) (CCB) .....	632-3772
Over-the-Horizon or Scatter Technique (OST) .....	632-7080

## —P—

Paging—Common Carrier (CCB) .....	632-6450
Paging—One-Way (PRB) .....	(717) 337-1212
Pay Cable TV (CATV) .....	632-7480
Personnel—Employment (OMD) .....	632-7106
Personnel—Health Benefits Retirement, Employment Verification .....	632-6279
Personnel—Locator .....	632-7106
Petroleum Off-Shore Drilling (PRB) .....	(717) 337-1212
Physicians Radio—Private (PRB) .....	(717) 337-1212
Physicians Radio—Common Carrier (CCB) .....	632-6400
Point-to-Point Microwave—	
• Common Carrier (CCB) .....	634-1706
• Private (PRB) .....	(717) 337-1212
Pole Attachments (CCB) .....	632-4890
Political Programming .....	632-7586
Power (Electric, Gas, Water) (PRB) .....	(717) 337-1212
Press Relations (OPA) .....	254-7674
Press (Relay) (PRB) .....	(717) 337-1212
Privacy Act—Procedures (OGC) .....	632-6990
Private Carriers Communications (PRB) .....	(717) 337-1212
Private Operational Fixed Services (PRB)	
• Microwave Applications	
— Technical Questions .....	(717) 337-1212
— Status of .....	(717) 337-1212
Private Wire Systems—Telephone & Telegraph (CCB) .....	634-1800
Procurement (OMD) .....	634-1528
Propagation—Radio Waves (OST) .....	653-8108
Property Records—Common Carrier (CCB) .....	634-1861
Public Information—	
• Consumer Assistance .....	632-3860 / 632-7000
• Press & News Media .....	254-7674
Public Reference Rooms—	
• Mass Media (MMB) .....	632-7566
• Cable (MMB) .....	632-7076
• Carrier Reports (CCB) .....	632-7084
• Carrier Tariffs (CCB) .....	632-5550
• Public Safety (PRB) .....	(717) 337-1212

## —Q—

Quality Control—Common Carrier (CCB) .....	634-1800
Quality Control—Common Carrier (CCB) .....	632-7553

## —R—

RACES (PRB) .....	(717) 337-1212
Radar—	
• Intrusion Alarms (Unlicensed) (OST) .....	653-8247
• Aviation or Marine (PRB)	
— Applications/Licenses .....	(717) 337-1212
— Rule Interpretations .....	632-7175
Radiation hazards (OST) .....	632-7074

Subject	Telephone Number	Subject	Telephone Number
Radio Astronomy—		Safety Manager (OMD) .....	632-7541
• Frequencies (OST) .....	632-7025	Satellite—Sanction (FOB)	
• Technical (OST) .....	632-7040	• International Facilities (CCB) .....	632-7265
Radio Broadcasting (See Broadcasting Services)		• Domestic Facilities (CCB) .....	634-1624
Radio Complaints .....	632-7048	• International Coordination .....	653-8144
Radio Control Devices		• Maritime (PRB) .....	632-7175
• Unlicensed (Pt. 15) (OST) .....	653-8247	• Rates (CCB) .....	632-5550
• Unlicensed (Pt. 95) (OST) .....	653-6288	• Systems (CCB) .....	634-1624
• (PRB) .....	632-4964	• Spread Spectrum (OST) .....	632-7073
• Unlicensed (other Pts.) (PRB) .....	632-4964	• Coordination and Interference (OST) .....	653-8107
• (OST) .....	653-8247	Scatter Technique—Technical (OST) .....	653-8108
Radio Frequency Devices (OST) .....	653-8247	Search & Rescue—Assistance for (FOB) .....	632-6975
Radiograms (CCB) .....	632-7265	Security Officer (OMD) .....	632-7143
Radiolocation—Industrial (PRB) .....	(717) 337-1212	Ship Inspections (FOB) .....	632-7014
Radio Propagation (OST) .....	653-8108	Ship Licensing (PRB) .....	(717) 337-1212
Radiotelegraph—		Ship Rules/Exemptions .....	632-7175
• Common Carrier (CCB) .....	632-7265	Single Side Band—Standards (OST) .....	653-6288
• Marine (PRB)		Special Emergency or Industrial (PRB) ....	(717) 337-1212
— Applications/Licenses See “Application Status—Marine”		Spectrum Allocation (See Allocation)	
• Operator License, Issuance of (FOB) .....	632-7240	Speed of Service—	
Radiotelephone—		• Telephone or Telegraph (CCB) .....	634-1800
• Aviation or Marine (PRB)		Split Channel Operations (CCB) .....	632-6400
— Applications/Licenses .....	(717) 337-1212	Sports Blackout (MMB) .....	632-7048
— Rule Interpretations .....	632-7175	Standards—Licensed Equipment (OST) .....	653-6288
• Common Carrier Services (CCB) .....	632-6450	State Guard (PRB) .....	(717) 337-1212
• Equipment .....	(301) 725-1585	Statistics—	
• Operator License Issuance of (FOB) .....	632-7240	• Common Carrier (CCB) .....	632-7084
• Permits, Restricted Radiotelephone (FOB) .....	632-7240	Studio Transmitter Links—	
Railroad (PRB) .....	(717) 337-1212	• Mass Media (MMB) .....	634-6307
Rate Base (International, Telegraph and Telephone) (CCB) .....	632-3772	• Common Carrier (CCB) .....	634-1706
Rate Level (International, Telegraph and Telephone) (CCB) .....	632-5550	Submarine Cable (CCB) .....	632-7265
Rate of Return (International, Telegraph and Telephone) (CCB) .....	632-3772	Sunspot Cycle (OST) .....	632-7040
Rate Structure (International, Telegraph and Telephone) (CCB) .....	632-5550		
Real Property (FOB Field Installations) .....	632-7593	—T—	
Recording Telephone Conversations (CCB) .....	632-7553	Taping of Phone Calls (OGC) .....	632-6990
Reduction of Carrier Service (CCB) .....	632-7876	Tariff Schedules (International, Telegraph and Telephone) (CCB) .....	632-5550
Relay—Microwave (CCB) .....	634-1706	Taxicab (PRB) .....	(717) 337-1212
Relay Press (PRB) .....	(717) 337-1212	Technical Research (OST) .....	632-7040
Religious Petition (RM 2493) .....	632-3860 / 632-7000	Telephone Equipment Interconnection (CCB) .....	634-1800
Rescue Squads (PRB) .....	(717) 337-1212	Telegraph Service (CCB) .....	632-7876
Research (Technical) (OST) .....	632-7040	Telephone Lines (CCB) .....	634-1706
Restricted Radiation Devices (OST) .....	653-8247	Telephone Telegraph Service Complaints (CCB) .....	632-7553
Retirements (Telephone Plants) (CCB) .....	634-1861	Telephone Telegraph Rates (CCB) .....	632-5550
Rules and Regulations—		Teletypewriter Exchange Svs. (TWX) (CCB) .....	632-5550
• Aviation and Marine .....	632-7175	Television Broadcasting (See Broadcast Services)	
• Business .....	634-2443	Television Complaints—	
• Industrial, Scientific and Medical (ISM) Equipment .....	653-8247	• Advertising Questions .....	632-7551
• Other Industrial .....	634-2443	• Political Broadcasting Fairness Doctrine .....	632-7586
• Land Transportation .....	634-2443	• Programming Questions .....	632-7048
• Low Power Communication Devices (unlicensed) (Pt. 15) (OST) .....	653-8247	• Religious Petitions .....	632-3860 / 632-7000
• Microwave (PRB) .....	634-2443	TELEX	
• Personal and Amateur .....	632-4964	• International & Domestic (CCB) .....	632-7265
• Public Safety .....	634-2443	Tie-line—Telegraph Telephone (CCB) .....	632-5550
Rules—Ship Earth Station .....	632-7175	Toll Charges (CCB) .....	632-5550
• Interpretation of (Gen. Inquiries) (OGC) .....	632-6990	Tort Claims (Legal) (OGC) .....	632-6990
Rural Radio (CCB) .....	632-6400	Towers—Painting and Lighting of (FOB) .....	632-7521
		Towing (PRB) .....	(717) 337-1212
—S—		Transfers—	
Safety—Sea (PRB) .....	632-7175	• Microwave Common Carrier License (CCB) .....	634-1706
		Transit Systems (PRB) .....	(717) 337-1212
		Transportation—Land (PRB) .....	(717) 337-1212

Subject	Telephone Number
Treaties—	
• Administrative Interpretation (OGC) . . . . .	632-6990
• Frequency Allocation (OST) . . . . .	632-8144
Treaty Library (OST) . . . . .	653-8144
Troposphere (OST) . . . . .	632-7040
• Interference to (Wash., D.C. Area) (FOB) . . . . .	(301) 962-2728
— All other areas—Refer to Local Field Office (FOB)	
• Military (OST) . . . . .	653-8157
• Pickup (Common Carrier) (CCB) . . . . .	634-1706
TV (and Radio) Complaints—Other than Interference . . . . .	632-3860
TV STL—	
• Mass Media (MMB) . . . . .	634-6307
• Common Carrier (CCB) . . . . .	634-1706
Type Acceptance (OST) . . . . .	(301) 725-1585
Type Approval (OST) . . . . .	(301) 725-1585

—U—

Ultrasonics Equipment (OST) . . . . .	653-8247
Unlicensed Operators—	
• Investigation of (FOB) . . . . .	632-6345
• Administrative Sanctions (FOB) . . . . .	632-7240

—V—

Video Transmission—	
• Common Carrier (CCB) . . . . .	634-1706
Violations Records (Ask what service and refer to that service)	
• FOB Violation Records (FOB) . . . . .	632-7278

—W—

Walkie-Talkies (That may be operated without a license) (OST) . . . . .	653-8247
Watch Officer (Monitoring) (Open 24 hrs. per day— 7 days per week) (FOB) . . . . .	632-6975
Wire Facilities (CCB) . . . . .	634-1800
Wireless Microphones—	
• Non-licensed (OST) . . . . .	653-8247
• Licensed (PRB) . . . . .	(717) 337-1212
• Licensed (MMB) . . . . .	632-7505
Wiretapping (OGC) . . . . .	632-6990

—Y—

Yellow Page Advertising (CCB) . . . . .	632-7553
---	----------



## FCC Field Operations Bureau

Ralph A. Haller  
*Chief, Technical & International Branch*  
*Federal Communications Commission\**  
*Washington, DC*

### THE FIELD OPERATIONS BUREAU

The FCC's Field Operations Bureau operates a series of 25 field offices and 13 monitoring stations throughout the United States, including Alaska, Hawaii, and Puerto Rico. These offices and monitoring stations perform the day-to-day enforcement work of the Commission. Additionally, the offices provide a local contact point between the public, licensees, and the FCC.

### FOB Headquarters (Washington, DC)

The headquarters of FOB is divided into 3 functional Divisions:

- 1) Engineering Division
- 2) Enforcement Division
- 3) Public Service Division

Although these divisions support the field installations and formulate policies, normally broadcasters will not deal directly with the headquarters Divisions. FOB headquarters Divisions should be considered as "second level" contacts as these offices are not intended for direct public contact. Nevertheless, knowledge of the headquarters functions may prove useful in specific instances.

---

\*The opinions expressed in this chapter are those of the author and not necessarily those of the FCC.

### *Engineering Division*

The Engineering Division serves the in-house engineering consulting function for FOB. The Engineering Division develops enforcement measuring procedures, designs and builds enforcement vehicles, and develops new enforcement tools such as direction finders. Questions concerning any of these areas may be directed to the Engineering Division.

### *Enforcement Division*

The Enforcement Division directs all field inspections, investigations, and monitoring (signal sampling) operations. This Division sets priorities for enforcement actions and administers the violations sanctions program. Inquiries concerning enforcement actions may be addressed to the Enforcement Division; however, such inquiries should begin with the local enforcement facility.

### *Public Service Division*

The Public Service Division administers the Bureau's public service program. The program assists the public, licensees, and other government agencies with telecommunications-related matters. It also reports to the FCC, trends and problems learned of through public contact. The Division also provides information to people with interference problems, supervises the mailing out of forms and publications from field installations, and administers the radio operator examination program. This Division handles approvals for

tower construction and lighting. Questions in these areas may be addressed to the Public Service Division.

### **Field Facilities**

Operationally, the field installations are divided into six regions, which cover large areas of the country. Although policies may vary slightly between regions, based on available resources, basic enforcement guidance flows from headquarters.

#### ***Regional Directors***

Regional directors are located in Atlanta, Boston, Chicago, Kansas City, San Francisco, and Seattle. Their primary function is to support the operations of the field facilities under their control. The regional directors set regional priorities and provide a first-level supervisory function over local offices and monitoring stations. Again, like headquarters, the regional offices are primarily administrative and are not intended regularly to handle inquiries from licensees or the public. Generally, the regional offices should be contacted only if a problem cannot be resolved with the local office.

#### ***Field Offices***

Most direct contact between broadcasters and the FCC enforcement team comes at the field office level. Each office is headed by an Engineer in Charge. Most offices also have public contact representatives, staff engineers (inspectors), and clerical personnel. These are multi-purpose offices which provide forms, technical assistance, rule interpretations, and radio operator testing. Broadcasters should make an effort to become acquainted with their local FCC office staff, as these offices can be of invaluable assistance. Offices are located in Anchorage, AK; Atlanta, GA; Baltimore, MD; Boston, MA; Buffalo, NY; Chicago, IL; Dallas, TX; Denver, CO; Detroit, MI; Honolulu, HI; Houston, TX; Kansas City, MO; Long Beach, CA; Miami, FL; New Orleans, LA; New York, NY; Norfolk, VA; Philadelphia, PA; Portland, OR; St. Paul, MN; San Diego, CA; San Francisco, CA; San Juan, PR; Seattle, WA; and Tampa, FL. In addition to inspecting FCC licensed stations, these offices solve interference problems, administer the Safety of Life at Sea Act, find and close down illegal stations, and investigate any use of radio energy that does not comply with the Rules and Regulations.

#### ***Monitoring Stations***

Monitoring stations provide most of the functions of a field office in addition to sampling signals off-the-air. Because many signals cannot be heard beyond line-of-sight distances, these stations operate several monitoring vehicles that

travel around the country and sample signals, especially in the VHF region and above. Monitoring stations are located in Allegan, MI; Anchorage, AK; Belfast, ME; Douglas, AZ; Ferndale, WA; Fort Lauderdale, FL; Grand Island, NE; Kingsville, TX; Laurel, MD; Livermore, CA; Powder Springs, GA; Sabana Seca, PR; and Waipahu, HI. Six of the stations also have special TV/FM/microwave enforcement vehicles, called Enforcement Monitoring Units (EMU), to handle most broadcast and microwave work. Although these units are not needed for AM stations, these stations will often be included in enforcement schedules for convenience. These monitoring stations and vehicles can analyze signals with amazing accuracy. Originally, monitoring stations were not intended for direct public contact. More recently, however, such contact has been welcomed as an added public service of the Commission.

## **THE INSPECTION**

Perhaps the most feared activity of the FCC is the inspection program. Although this reaction is understandable, the inspection need not be cause for concern in well managed and operated stations. The FCC inspectors are engineering professionals, not policemen. As such, they will normally be very understanding of problems and often will be eager to offer advice. The inspections provide an opportunity for one-on-one exchanges with the FCC and should be viewed positively. The inspectors have no violation quotas to meet, so an inspection need not end with a violation notice.

### **Elements of an Inspection**

Most inspections follow a similar pattern. The inspector will be primarily interested in the technical operation of the station. Although some attention may be paid to the required records, the majority of the time will be devoted to a review of technical parameters. In the case of AM directional antenna stations, the inspection will include visits to the monitoring points.

The following topic areas are included in inspections; however, a particular inspection need not cover all of the areas:

1. Station Documents and Records
2. Transmitter Operation
3. Studio and Control Point Operation
4. Tower and Antenna
5. Emergency Broadcast System Compliance
6. Remote Control Operation
7. Extension Metering

8. Tower Light Inspection Log
9. Other Logs, as may be required
10. Automatic Transmission System
11. Radio Operator Licenses
12. Directional AM Antenna Performance
13. Auxiliary Broadcast Stations
14. Signal Analysis

The FCC publishes checklists to assist broadcasters in checking their own operation. One checklist covers AM and FM stations, while a second checklist pertains to TV stations. FCC field offices can supply copies of one or both checklists to stations upon request.

After the inspection, the inspector will hold a review session with the chief operator and station licensee or general manager. All areas that need improvement will be discussed. Depending on the severity of a particular violation, FCC actions could range from simply a warning to a monetary forfeiture.

### Notification of Violations

If violations were noted during the inspection, the inspector will return to the FCC office and mail a list of the violations to the station. Three levels of notices are provided, and a given inspection may result in issuance of one or more of these notices.

#### *Advisory Notice (FCC Form 790)*

Near violations will be brought to the attention of licensees in the form of an FCC Form 790. This level indicates that an observation in some area of the station operation has a high probability of becoming a violation if the problem is not corrected. No reply to the notice is required. (See Fig. 1)

#### *Tier Two Violation (FCC Form 790)*

Violations that have little probability of causing the station to interfere with other stations will be notified by the tier two advisory notice (FCC Form 790). Although no reply is required, licensees should immediately correct the discrepancies. Left unchecked, these violations could lead to more serious actions (See Fig. 1)

#### *Tier One Violation (FCC Form 793)*

Violations that involve safety of life or property, have a high potential to cause interference, or are of a serious nature for some other reason will be notified on FCC Form 793. This is an Official Notice of Violation. Licensees must reply to such notices within 10 days of receipt. Failure

to reply could result in a monetary forfeiture or ultimately in license revocation. Even if the response cannot be fully complete within the 10 days, as a minimum an extension of time must be requested. Violations in this category are serious and require immediate attention. Depending on the nature of the violation, whether it is a repeated or willful violation, and the licensee's response, additional sanctions could be imposed. (See Fig. 2)

### Monetary Forfeitures

Serious violations can result in a forfeiture. In most cases, the local field office will issue the forfeiture; however, in a few cases, some forfeitures will be issued by the FCC in Washington, DC. Field issued forfeitures may not exceed \$2,000. The field issued forfeitures may be for items related to safety, interference, tower lighting, or important administrative matters (like not having a licensed operator on duty). More serious violations may have forfeitures of up to \$20,000 or more if repeated. These higher levels do require the approval by the Commissioners before being issued. Failure to pay a forfeiture may result in license revocation or criminal charges being filed by the US Attorney.

### Criminal Penalties


Broadcasters normally will not be involved in violations so serious as to be handled as criminal violations. These types of violations often are, for example, by people operating unlicensed stations.

### Appeals

As with any governmental enforcement actions, licensees have the opportunity throughout the sanction process to appeal the action. If the broadcaster feels that the sanction action is inappropriate or the amount of a monetary forfeiture should be reduced, the office issuing the sanction should be contacted. It may also be useful to obtain professional counsel.

## OFF-THE-AIR MONITORING

Technical parameters of station operation may be monitored off-the-air. This occurs at the monitoring stations or in FCC enforcement vehicles. Licensees do not usually know about the Commission's monitoring until after-the-fact. Violations will be brought to a licensee's attention through an advisory notice, a tier two notice, or a tier one notice (see above).



UNITED STATES OF AMERICA  
FEDERAL COMMUNICATIONS COMMISSION  
WASHINGTON, D.C. 20554

**NOTICE OF  
RADIO STATION CONDITIONS**

FREQUENCY		CALL SIGN	
EMISSION	DATE OBSERVED	TIME OBSERVED	
LOCATION OF STATION OR NAME OF CRAFT		RADIO SERVICE OR CLASS OF STATION	

**NO REPLY  
IS NECESSARY**

Items \_\_\_\_\_ are violations of the Commission's Rules detected during monitoring or an inspection. These items must be corrected promptly.

Items \_\_\_\_\_ identify unsatisfactory or marginal conditions noted during monitoring or an inspection. We suggest you correct these items to avoid violations or operating problems.

**PARTICULARS:**

SAMPLE  
DOCUMENT

FCC OFFICE ADDRESS	DATE SERVED	ISSUING OFFICER
		SUPERVISOR

**CAUTION:** Violations, if repeated or willful, may result in imposition of sanctions, including monetary fine, revocation or suspension of operating authority or prosecution. (See Sections 501, 502, 503, 312, and 303 (m) of the Communications Act of 1934, as amended and Section 1.89 of the Commission's Rules.) We are retaining a copy of this notice.

*(All previous editions of this form are canceled.)*
FCC Form 790  
November 1978

Fig. 1. Sample FCC advisory notice.



United States of America  
 FEDERAL COMMUNICATIONS COMMISSION

OFFICIAL NOTICE OF VIOLATION

1. Name and Address of Licensee

**WRITTEN REPLY  
 REQUIRED IN DUPLICATE**

*(See Instructions and Privacy Act Notice on reverse side)*

**WARNING:** Violations, if repeated or willful, as well as your failure to reply to this notice, may result either in the imposition of monetary forfeitures, the revocation of your station license or suspension of operator license. (See Sections 503, 312, and 303 (m) of the Communications Act of 1934, as amended and Section 1.89 of the Commission's Rules.)

2. FREQUENCY				
2a. Authorized	2b. Measured	2c. High/Low (Hertz)	3. Emission	
4. Location of Station or Name of Craft	5. Radio Service or Class of Station	6. Hour(s) of Violation (EST-GMT)	7. Date(s) of Violation	8. Call Sign

9. VIOLATION(S)

ISSUING OFFICER	SUPERVISOR - LOCATION	DATE MAILED/SERVED
-----------------	-----------------------	--------------------

The knowing and willful making of any false statement in reply to this NOTICE is punishable by fine or imprisonment under Title 18, United States Code, Section 1001.

*(All previous editions of this form are canceled.)*

*(See Reverse Side)*

FCC Form 793  
 April 1978

Fig. 2. Sample FCC office Notice of Violation.

**TO THE LICENSEE:**

The facts set forth herein indicate that you have violated the requirements of law or treaty. This Notice is issued in accordance with Section 1.89 of the Commission's Rules.

1. Within 10 days from receipt of this Notice, a written reply in **DUPLICATE** shall be addressed to "Federal Communications Commission" and **SENT TO THE ADDRESS SHOWN ON THE FACE HEREOF AT THE TOP OF THE PAGE**. DO NOT address your reply to an individual.

2. **MAKE CERTAIN THAT YOUR ANSWER:**

- a. Fully explains each violation.
- b. Specifically describes the action taken to correct and to prevent continuation or recurrence of each violation.
- c. Is identified as a reply to this Notice. Include the *call sign* of your station so that your answer may be properly associated with the station file.
- d. Does not refer to a reply to another notice, but is complete in itself.
- e. Is dated and is signed by the licensee or, if appropriate, an officer of the licensee.
- f. Includes all the information requested above in addition to any other information requested in Items 3 and 4, below.

3. **CHANGE OF ADDRESS:**

If the address appearing in Block 1 on the face of this Notice is not your correct address for receipt of mail, include the correct address in your letter of reply to this Notice.

4. If an "X" appears in the box preceding any of the following instructions, comply with the instruction(s) so indicated and submit the information together with the above described letter.

- a. State the name of the person who operated the transmitter at the time of the violation. Does this person hold an operator license or permit issued by the Federal Communications Commission?
- b. A second copy of this notice is enclosed for the operator to answer the following questions thereon. That copy must then be submitted with the letter of reply described in Item 2 above from the person addressed on the face of this notice. **RETAIN THE ORIGINAL OF THIS NOTICE.**

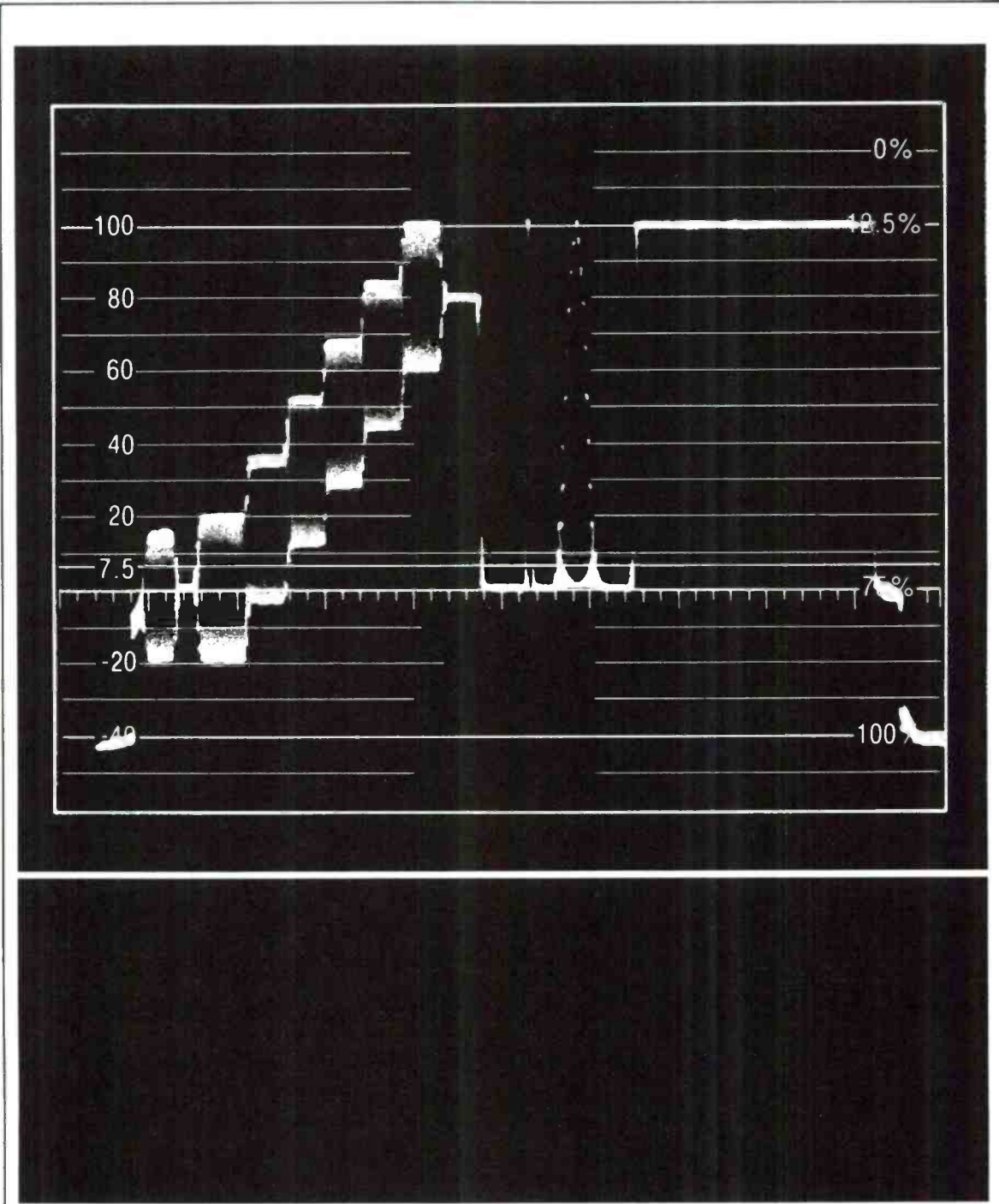
I, the undersigned, was the operator on duty at the time of the violation noted hereon, and hereby acknowledge this NOTICE. I hold FCC-issued Radio Operator (Not Station) License or Permit as follows (if none, so state): \_\_\_\_\_  
 Number (If unnumbered, so state): \_\_\_\_\_  
 Issuance date: \_\_\_\_\_ Birth date: \_\_\_\_\_  
 Name (print): \_\_\_\_\_  
 Address: \_\_\_\_\_  
 Signature: \_\_\_\_\_

**NOTICE REQUIRED BY THE PRIVACY ACT OF 1974, P.L.  
 93-579, DECEMBER 31, 1974, 5 U.S.C. 552a(e)(3):**

The staff will use all relevant and material information before it, including the information disclosed in your reply, to determine what, if any, enforcement action is required to ensure current and future Rule compliance.

Willful or repeated violation or failure to reply may result in a monetary forfeiture or license revocation.

Fig. 2. Sample FCC office Notice of Violation. (Cont.)



Provided by  
Field Operations Bureau

# TV Station Checklist

**This TV Station Checklist** is provided to assist broadcast engineers and other technical staff in maintaining compliance with FCC Rules and Regulations.

For additional copies, contact the nearest field office or the FCC, Field Operations Bureau, Washington, D.C. 20554.

Provided by  
Field Operations Bureau

December 1984

## Partial Index By Subject To Rules For TV Stations

Since rules are subject to periodic revisions, listings should be checked with recent rule changes as they occur. This is not a complete listing of all rules to which stations may be subject.

### 1. Station Document & Records

- License, Construction Permit, Renewal, Program test posted 73.1230 [a]
- Operator licenses posted 73.1230 [b]
- Operators properly licensed 73.1860 [a]
- Auxiliary, antenna authorization 73.1230 [a]
- Logs and Records available 73.1225 [c]
- Station available for FCC inspection 73.1225 [a]
- Logs relinquished to Commission on request 73.1226 [a]
- Chief operator designation 73.1870 [b]

### 2. New Station Notices To Be Filed

- Equipment test notice with Washington and EIC 73.1610 [a]
- Program test commencement notice with Washington 73.1620 [a]
- License application filed within 10 days 73.1610 [a]

### 3. Transmitter

- Transmitter type-accepted or approved, or as shown on license 73.1665
- Aural O.K. not more than 22% visual 73.1560 [c] [2]
- Visual operating power 80-110% of authorized 73.1560 [c] [1]
- Function of meters labeled 73.688 [d]
- Meters accurate 73.1215 [f]

- |   |                                  |
|---|----------------------------------|
| <input type="checkbox"/> Means for measuring aural modulation   | 73.688 [a]                       |
| <input type="checkbox"/> (Meters) proper scale/range all powers | 73.1215                          |
| <input type="checkbox"/> Interlock and safety provisions        | 73.687 [d] [3]                   |
| <input type="checkbox"/> Power adjustment capability            | 73.687 [c] [3]                   |
| <input type="checkbox"/> Efficiency O.K.                        | <b>Good engineering practice</b> |
| <input type="checkbox"/> Transmitter modifications approved     | 73.1690 [b] [2]                  |
| <input type="checkbox"/> Vestigial sideband filter if necessary | 73.687 [a] [3]                   |
| <input type="checkbox"/> Harmonics suppressed at least 60 dB    | 73.687 [i]                       |
| <input type="checkbox"/> Carrier frequencies within tolerance   | 73.1545 [c]                      |

#### 4. Studio and Control Point

- |  |             |
|--|-------------|
| <input type="checkbox"/> Main studio location O.K. and licensed              | 73.1125     |
| <input type="checkbox"/> Operator's primary duty is operation of transmitter | 73.1860 [d] |
| <input type="checkbox"/> Equipment/wiring—good engineering practice          | 73.687 [j]  |
| <input type="checkbox"/> Transmitter/Monitor visible to operator             | 73.1860 [a] |
| <input type="checkbox"/> EBS alarm visible or audible                        | 73.932 [a]  |
| <input type="checkbox"/> EBS check list immediately available                | 73.908      |

#### 5. Tower and Antenna

- |   |                 |
|---|-----------------|
| <input type="checkbox"/> Tower location and height as licensed        | 73.1690 [b] [3] |
| <input type="checkbox"/> Correct color (TSA)                          | 17.23           |
| <input type="checkbox"/> Correct number of bands (TSA)                | 17.23           |
| <input type="checkbox"/> Lighting agrees with license                 | TSA             |
| <input type="checkbox"/> Top and flashing lights work or FAA notified | 17.48 [a]       |
| <input type="checkbox"/> Photocell and flashing mechanism             | TSA             |
| <input type="checkbox"/> Authority obtained for changes in antenna    | 73.1690 [b] [3] |

## 6. Visual Signal Monitors

- Visual signal monitoring equipment installed and working 73.691

## 7. EBS

- Receiver decoder installed and working 73.932 [a]
- Weekly test transmission made unscheduled 73.961 [c]
- EBS tests received off-the-air 73.932 [c]
- EBS check list immediately available 73.908
- Equipment loan inventory installed and operational Terms of Contract
- EBS tone encoder installed/working 73.932 [b]
- Correct station assignment monitored 73.932 [a]

## 8. Remote Control Operation

- Positive on/off 73.1410 [a]
- Transmitter secure 73.1410 [b]
- Operation discontinued if operation beyond station authorization not correctable 73.1410 [e]
- Remote equipment calibrated and tested as needed 73.1410 [c]
- Provisions for remote tower light check if not directly observed 73.1410 [a]
- Fail-safe for false activation 73.1410 [d]
- Remote control point(s) secure 73.1410 [b]

## 9. Extension Metering

- |   |                 |
|---|-----------------|
| <input type="checkbox"/> Transmitter accessible within 100 feet | 73.1550 [a] [2] |
| <input type="checkbox"/> All required meters extended           | 73.1550 [b]     |
| <input type="checkbox"/> Meters have standard scales            | 73.1550 [a] [6] |
| <input type="checkbox"/> Extension meters calibrated            | 73.1550 [c]     |
| <input type="checkbox"/> Extension meters agree within 2%       | 73.1550 [c] [3] |
| <input type="checkbox"/> Extension meters operate continuously  | 73.1550 [a] [5] |

## 10. Station Log

- |   |                     |
|---|---------------------|
| <input type="checkbox"/> Retained for 2 years                             | 73.1840 [a]         |
| <input type="checkbox"/> Signed by operators making entries               | 73.1800 [a]         |
| <input type="checkbox"/> Reviewed and signed by designated chief operator | 73.1870 [c] [3]     |
| <input type="checkbox"/> Pages numbered and dated                         | 73.1800 [b]         |
| <input type="checkbox"/> Indicated advanced or nonadvanced times          | 73.1800 [b]         |
| <input type="checkbox"/> Tower light failures                             | 73.1820 [a] [1] [i] |
| <input type="checkbox"/> Data as specifically required by FCC             | 73.1835             |
| <input type="checkbox"/> EBS tests transmitted and received               | 73.961              |
| <input type="checkbox"/> Corrections made properly                        | 73.1800 [c]         |
| <input type="checkbox"/> Reason for EBS test failures                     | 73.932 [c]          |

## 11. Public Inspection File

- |   |                 |
|---|-----------------|
| <input type="checkbox"/> Records at accessible location               | 73.3526 [d]     |
| <input type="checkbox"/> Applications tendered (after May 13, 1965)   | 73.3526 [a] [1] |
| <input type="checkbox"/> Ownership reports filed (after May 13, 1965) | 73.3526 [a] [3] |



- |  |                 |
|--|-----------------|
| <input type="checkbox"/> Political time requests in public file    | 73.3526 [a] [4] |
| <input type="checkbox"/> Annual employment reports                 | 73.3526 [a] [5] |
| <input type="checkbox"/> Public and Broadcasting Procedural Manual | 73.3526 [a] [6] |
| <input type="checkbox"/> Letters from public as required           | 73.3526 [a] [7] |
| <input type="checkbox"/> Materials available for reproduction      | 73.3526 [f]     |
| <input type="checkbox"/> Materials retained for proper period      | 73.3526 [e]     |
| <input type="checkbox"/> Quarterly Issues/Programs List            | 73.3526 [a] [8] |

## 12. Automatic Logging

### Station Log

- |  |                 |
|--|-----------------|
| <input type="checkbox"/> Accurately calibrated, time, date and circuit functions       | 73.1820 [b]     |
| <input type="checkbox"/> Autologger does not affect accuracy                           | 73.1820 [b] [1] |
| <input type="checkbox"/> Equipment accurate  | 73.1820 [b] [2] |
| <input type="checkbox"/> Calibration of logger as needed                               | 73.1820 [b] [3] |
| <input type="checkbox"/> Aural alarm circuit   | 73.1820 [b] [4] |
| <input type="checkbox"/> Parameters read continuously or at least once each 30 minutes | 73.1820 [b] [5] |
| <input type="checkbox"/> Logger located in vicinity of operator                        | 73.1820 [b] [7] |
| <input type="checkbox"/> Conforms with 73.1215 (arbitrary scales not authorized)       | 73.1820 [b] [8] |
| <input type="checkbox"/> No alterations after entry recorded                           | 73.1800 [d]     |

## 13. Operator

- |   |             |
|---|-------------|
| <input type="checkbox"/> Chief operator employed      | 73.1870 [b] |
| <input type="checkbox"/> Licensed operator on duty    | 73.1860 [a] |
| <input type="checkbox"/> Operator properly instructed | 73.1860 [c] |

## 14. Other Operating Requirements

- |  |                             |
|--|-----------------------------|
| <input type="checkbox"/> Licensee conducted contest  | 73.1216                     |
| <input type="checkbox"/> Required station identification   | 73.1201 [a]                 |
| <input type="checkbox"/> Sponsors identified on air  | 73.1212                     |
| <input type="checkbox"/> Broadcast of telephone conversation   | 73.1206                     |
| <input type="checkbox"/> Rebroadcasting other stations   | 73.1207                     |
| <input type="checkbox"/> Delayed-recorded broadcast announced  | 73.1208 [a]                 |
| <input type="checkbox"/> No fraudulent billing   | 73.1205                     |
| <input type="checkbox"/> EEO compliance  | 73.2080                     |
| <input type="checkbox"/> Compliance with rules re: personal attacks and political editorials, broadcasts by candidates for public office | 73.1920, 73.1930<br>73.1940 |
| <input type="checkbox"/> Letters to Commission describing any emergency operation conducted by the station                               | 73.1250 [e]                 |
| <input type="checkbox"/> Broadcast of Lottery Information  | 73.1211                     |

## 15. Technical Signal Analysis

- |   |                 |
|---|-----------------|
| <input type="checkbox"/> Visual carrier frequency Nom. 1.25 MHz above lower bound | 73.682 [a] [2]  |
| <input type="checkbox"/> Visual carrier frequency tolerance within $\pm 1000$ Hz  | 73.668 [a]      |
| <input type="checkbox"/> Aural-Visual separation 4.5 MHz $\pm 1000$ Hz            | 73.668 [b]      |
| <input type="checkbox"/> Horizontal scan rate within tolerance                    | 73.682 [a] [6]  |
| <input type="checkbox"/> Vertical scan rate within tolerance                      | 73.682 [a] [6]  |
| <input type="checkbox"/> Chrominance frequency 3.579545 MHz $\pm 10$ Hz           | 73.682 [a] [5]  |
| <input type="checkbox"/> Blanking level 72.5-77.5%                                | 73.682 [a] [12] |
| <input type="checkbox"/> Reference white level 10-15%                             | 73.682 [a] [13] |
| <input type="checkbox"/> Setup interval 5-10 IRE units                            | 73.682 [a] [17] |
| <input type="checkbox"/> Horizontal sync pulse width 4.4-5.1 us                   | 73.699          |

<input type="checkbox"/>	Front porch duration 1.3 us min.	73.699
<input type="checkbox"/>	Sync to end-of-burst 7.9 us max.	73.699
<input type="checkbox"/>	Sync to start of video 9.2 us min.	73.699
<input type="checkbox"/>	Horizontal blanking interval 11.5 us max.	73.699
<input type="checkbox"/>	Color burst length 8-11 cycles	73.699
<input type="checkbox"/>	Color burst amplitude 90-110%	73.699
<input type="checkbox"/>	Breezeway duration .4 us min.	73.699
<input type="checkbox"/>	Pulse rise time .3 us max.	73.699
<input type="checkbox"/>	Equalizing pulse width 2.5 us Nom. (45-50% H. sync)	73.699
<input type="checkbox"/>	Serration width 3.8-5.1 us	73.699
<input type="checkbox"/>	Blanking sync tip variation 5% max.	73.682 [a] [16]
<input type="checkbox"/>	Teletext lines & levels	73.682 [a] [24]
<input type="checkbox"/>	Vertical blanking interval 21 lines	73.682 [a] [24]
<input type="checkbox"/>	Aural carrier modulation within limits	73.1570 [b] [3]
<input type="checkbox"/>	Subcarrier modulation within limits	73.1570 [b] [3]

## 16. Auxiliary Broadcast Stations

### **Remote Pickup Stations**

<input type="checkbox"/>	Operating power not in excess	74.461
<input type="checkbox"/>	Frequency within tolerance	74.464
<input type="checkbox"/>	License posted or attached to transmitter	74.467 [a] or [b]
<input type="checkbox"/>	Operated under control of licensee	74.18 [b]
<input type="checkbox"/>	Tower light entries required by Part 17	74.30
<input type="checkbox"/>	Station identification given	74.482
<input type="checkbox"/>	Repairs by qualified person	74.18 [d]

### **Remote Control Operation**

<input type="checkbox"/>	% modulation indicator or automatic modulation control	74.434 [a] [1]
--------------------------	--	----------------

- On/off control of RF stage 74.434 [a] [2]
- Protected against unauthorized operation 74.434 [a] [3]

**Aural Broadcasting Auxiliary Stations**

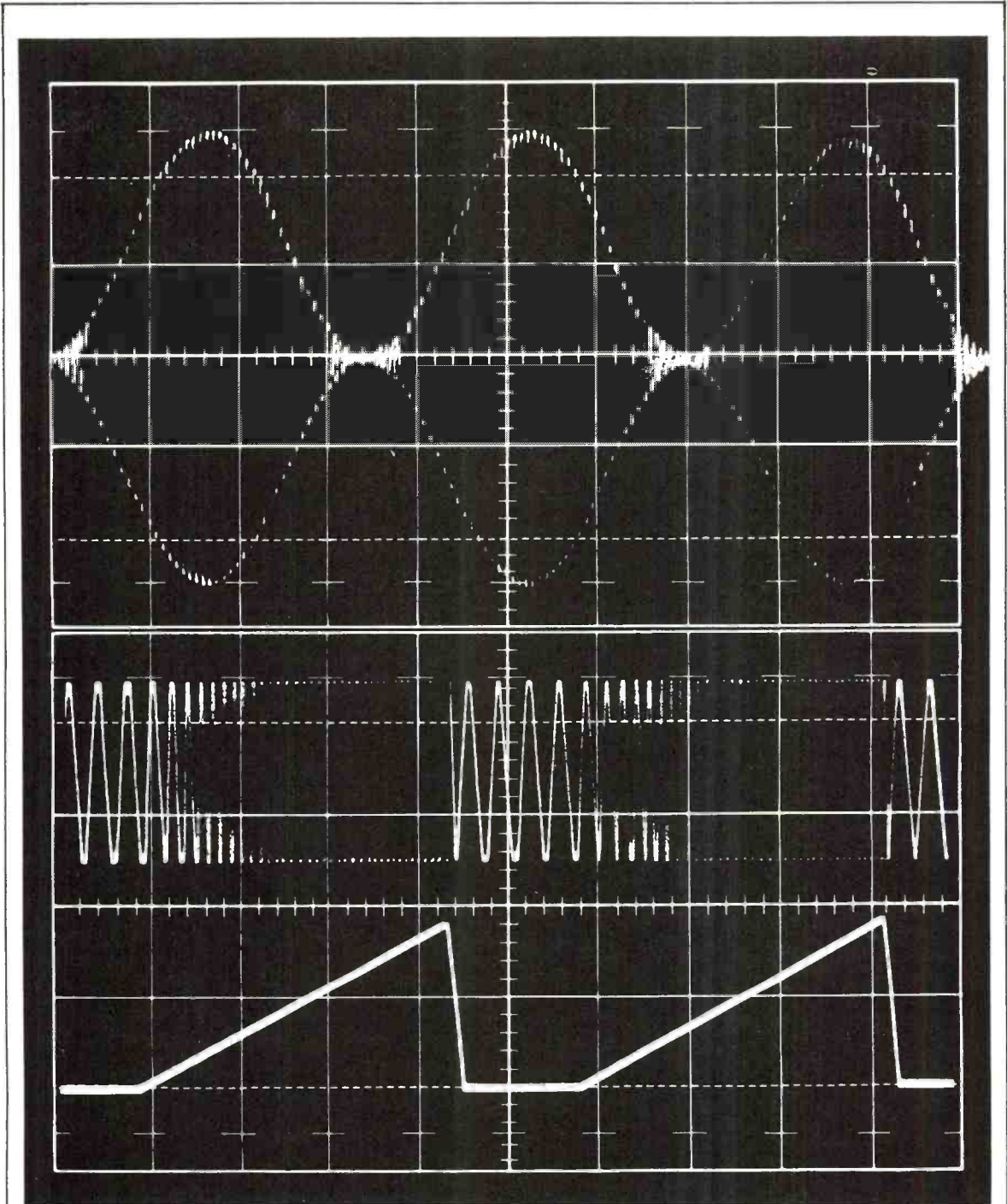
- Operating power not in excess 74.534
- Directional antenna required 74.536
- Frequency tolerance of .005% or for 18 GHz .003% maintained 74.561
- Station license posted 74.564
- Tower light records required by Part 17 74.30
- Station identification 74.582

*Remote Control Operation*

- RF or control activated device showing Tx is radiating 74.533 [a] [2]
- On/off control of RF stage 74.533 [a] [3]
- Protected against unauthorized operation 74.533 [a] [4]

*Unattended Operation*

- Notification to Commission 10 days prior to operation 74.533 [b]
- Protected against improper operation 74.533 [b] [2]
- Protected against unauthorized operation 74.533 [b] [3]
- Observations made at receiving end or operating position 74.533 [b] [4]



Provided by  
Field Operations Bureau

# AM & FM Broadcast Station **Checklist**

This **AM/FM Checklist** is provided to assist broadcast engineers and other technical staff in maintaining compliance with FCC Rules and Regulations.

For additional copies, contact the nearest field office or the FCC, Field Operations Bureau, Washington, D.C. 20554.

Provided by  
Field Operations Bureau

December 1984

## Partial Index By Subject To Rules For AM & FM Broadcast Stations

Since rules are subject to periodic revisions, listings should be checked with recent rule changes as they occur. This is not a complete listing of all rules to which stations may be subject.

TSA = Terms of Station Authorization  
GEP = Good engineering practice

<b>1. Station Document &amp; Records</b>	<b>AM</b>	<b>FM</b>
<input type="checkbox"/> License, CP, Renewal, Program test posted	73.1230 [a]	73.1230 [a]
<input type="checkbox"/> Operator licenses posted	73.1230 [b]	73.1230 [b]
<input type="checkbox"/> Alternate site, auxiliary antenna, PSRSA, PSSA, remote control (AM Directional) authority	73.1230 [a]	73.1230 [a]
<input type="checkbox"/> Designated chief operator agreement posted	73.1870 [a]	73.1870 [a]
<input type="checkbox"/> Contract chief operator agreement	73.1870 [b]	73.1870 [b]
<input type="checkbox"/> Antenna impedance measurement	73.1225 [c]	—
<input type="checkbox"/> Field strength measurement for directional systems	73.1225 [c]	—
<input type="checkbox"/> Contracts for brokers, etc.	73.1226 [c]	73.1226 [c]
<input type="checkbox"/> Logs and Records available	73.1225 [c]	73.1225 [c]
<input type="checkbox"/> Station available for FCC inspection	73.1225 [a]	73.1225 [a]
<input type="checkbox"/> Logs relinquished to Commission on request	73.1226 [a]	73.1226 [a]
<input type="checkbox"/> Common carrier SCA authorized	73.127 [b]	73.295 [b]

## 2. New Station Notices To Be Filed

- |  |             |             |
|--|-------------|-------------|
| <input type="checkbox"/> Equipment test notice with Washington and EIC | 73.1610 [a] | 73.1610 [a] |
|--|-------------|-------------|

- |   |             |             |
|---|-------------|-------------|
| <input type="checkbox"/> Program test authority advance notice with Washington or authorized for DA | 73.1620 [a] | 73.1620 [a] |
| <input type="checkbox"/> License application filed within 10 days                                   | 73.1610 [a] | 73.1610 [a] |

### 3. Transmitters

- |  |                 |                 |
|--|-----------------|-----------------|
| <input type="checkbox"/> Main transmitters acceptable                    | 73.1665         | 73.1665         |
| <input type="checkbox"/> Operating power correct                         | 73.1560 [a]     | 73.1560 [b]     |
| <input type="checkbox"/> Function of Meters labeled                      | 73.58 [d]       | 73.258 [d]      |
| <input type="checkbox"/> Meters accurate                                 | 73.1215 [f]     | 73.1215 [f]     |
| <input type="checkbox"/> Meter(s) proper scale/range all powers          | 73.1215         | 73.1215         |
| <input type="checkbox"/> Interlock and safety provisions                 | 73.49           | 73.317 [b]      |
| <input type="checkbox"/> Power adjustment capability                     | 73.40 [a] [1]   | 73.317 [a] [8]  |
| <input type="checkbox"/> Efficiency O.K.                                 | GEP             | GEP             |
| <input type="checkbox"/> Transmitter efficiency factor available         | —               | 73.267 [c] [3]  |
| <input type="checkbox"/> Transmitter modifications approved              | 73.1690 [b]     | 73.1690 [b]     |
| <input type="checkbox"/> Frequency in tolerance (AM—20 Hz, FM—2000 Hz)   | 73.1545 [a]     | 73.1545 [b]     |
| <input type="checkbox"/> Modulation within tolerance (generally 85—100%) | 73.1570 [b] [1] | 73.1570 [b] [2] |

### 4. Studio and Control Point

- |  |                 |                 |
|--|-----------------|-----------------|
| <input type="checkbox"/> Main studio location O.K. and licensed              | 73.1125         | 73.1125         |
| <input type="checkbox"/> Operator's primary duty is operation of transmitter | 73.1860 [d]     | 73.1860 [d]     |
| <input type="checkbox"/> Equipment/wiring—good engineering practice          | 73.49           | 73.317 [c]      |
| <input type="checkbox"/> Transmitter/control equipment visible to operator   | 73.1860 [b]     | 73.1860 [b]     |
| <input type="checkbox"/> EBS alarm visible or audible                        | 73.932 [a]      | 73.932 [a]      |
| <input type="checkbox"/> EBS check lists immediately available               | 73.908          | 73.908          |
| <input type="checkbox"/> Extension meters visible                            | 73.1550 [a] [3] | 73.1550 [a] [3] |



- |  |            |            |
|--|------------|------------|
| <input type="checkbox"/> Operator can monitor/control SCA services | 73.127 [e] | 73.295 [e] |
|--|------------|------------|

## 5. Tower and Antenna

- |  |                         |                 |
|--|-------------------------|-----------------|
| <input type="checkbox"/> Authority obtained for change in radiating system                       | 73.1690 [b] [3]         | 73.1690 [b] [3] |
| <input type="checkbox"/> Correct color (TSA—terms of station license)                            | 17.23                   | 17.23           |
| <input type="checkbox"/> Correct number of bands (TSA)   | 17.23                   | 17.23           |
| <input type="checkbox"/> Lighting agrees with license  | TSA                     | TSA             |
| <input type="checkbox"/> Top and flashing lights work or FAA notified                            | 17.48 [a]               | 17.48 [a]       |
| <input type="checkbox"/> Photocell and flashing mechanism  | TSA                     | TSA             |
| <input type="checkbox"/> Radials protected and in good condition                                 | 73.189 [b]<br>[4] & [5] | —               |
| <input type="checkbox"/> Antenna & transmission line not exposed                                 | 73.49 [a]               | —               |
| <input type="checkbox"/> Base fence secure and grounded  | 73.49 [a] [8]           | —               |
| <input type="checkbox"/> Tuning house secure   | 73.49 [a] [8]           | —               |
| <input type="checkbox"/> Base ammeter 2% calibration to remote                                   | 73.57 [d] [3]           | —               |
| <input type="checkbox"/> Weeds cut in antenna area   | GEP                     | —               |
| <input type="checkbox"/> Satisfactory field strength at 1 mile                                   | 73.189 [b] [2]          | —               |
| <input type="checkbox"/> Spurious or harmonic emissions attenuated                               | 73.44 [a]               | 73.317 [a]      |
| <input type="checkbox"/> Base meters in range for all powers                                     | 73.58 [a]               | —               |
| <input type="checkbox"/> Remote antenna current pickup point located at,<br>but below main meter | 73.57 [b]               | —               |
| <input type="checkbox"/> Directional System Tolerances   | 73.62                   | —               |

## 6. Modulation Monitor

- |  |           |            |
|--|-----------|------------|
| <input type="checkbox"/> Equipment for measuring modulation levels | 73.58 [a] | 73.258 [a] |
|--|-----------|------------|

## 7. EBS

<input type="checkbox"/> Receiver decoder installed and working	73.932 [a]	73.932 [a]
<input type="checkbox"/> Weekly test transmissions made unscheduled	73.961 [c]	73.961 [c]
<input type="checkbox"/> EBS tests being received	73.932 [c]	73.932 [c]
<input type="checkbox"/> Check list immediately available	73.908	73.908
<input type="checkbox"/> Equipment loan inventory O.K.	Terms of loan agreement	
<input type="checkbox"/> EBS tone encoder installed/working	73.932 [b]	73.932 [b]
<input type="checkbox"/> Monitoring correct station assignment	73.932 [a]	73.932 [a]

## 8. Remote Control Operation

<input type="checkbox"/> Positive on/off	73.1410 [a]	73.1410 [a]
<input type="checkbox"/> Transmitter secure	73.1410 [b]	73.1410 [b]
<input type="checkbox"/> Operation discontinued if operation beyond station authorization not correctable	73.1410 [e]	73.1410 [e]
<input type="checkbox"/> Remote equipment calibrated and tested as needed	73.1410 [c]	73.1410 [c]
<input type="checkbox"/> Remote control point(s) secure	73.1410 [b]	73.1410 [b]
<input type="checkbox"/> Fail safe for false activation	73.1410 [b]	73.1410 [d]
<input type="checkbox"/> Redundant control for automatic AM mode changes	73.1410 [a]	—
<input type="checkbox"/> Termination of remote control within three hours when required because of inaccurate readings	73.1410 [e]	73.1410 [e]
<input type="checkbox"/> Antenna monitor type approved for remote reading	73.53 [c] [9]	—
<input type="checkbox"/> Provisions for remote tower light check if not directly observed	73.1410 [a]	73.1410 [a]

## 9. Extension Metering

<input type="checkbox"/> Transmitter accessible within 100 feet	73.1550 [a] [2]	73.1550 [a] [2]
<input type="checkbox"/> All required meters extended	73.1550 [b]	73.1550 [b]
<input type="checkbox"/> Meters have correct scales	73.1550 [a] [6]	73.1550 [a] [6]

- |  |                 |                 |
|--|-----------------|-----------------|
| <input type="checkbox"/> Extension meters calibrated           | 73.1550 [c]     | 73.1550 [c]     |
| <input type="checkbox"/> Extension meters agree within 2%      | 73.1550 [c] [3] | 73.1550 [c] [3] |
| <input type="checkbox"/> Extension meters operate continuously | 73.1550 [a] [5] | 73.1550 [a] [5] |

## 10. Station Log

- |   |                 |                 |
|---|-----------------|-----------------|
| <input type="checkbox"/> Logs retained for 2 years                      | 73.1840 [a]     | 73.1840 [a]     |
| <input type="checkbox"/> Signed by operator making entries              | 73.1800 [a]     | 73.1800 [a]     |
| <input type="checkbox"/> AM DA field strength measurements              | 73.61 [a]       | —               |
| <input type="checkbox"/> Reviewed, signed and dated by designated chief | 73.1870 [c] [3] | 73.1870 [c] [3] |
| <input type="checkbox"/> Pages numbered and dated                       | 73.1800 [b]     | 73.1800 [b]     |
| <input type="checkbox"/> Indicated advanced or nonadvanced times        | 73.1800 [b]     | 73.1800 [b]     |
| <input type="checkbox"/> Tower light observed failures                  | 73.1820 [a] [1] | 73.1820 [a] [1] |
| <input type="checkbox"/> Special technical data as required by FCC      | 73.1835         | 73.1835         |

### AM Directional Antenna Stations Without Approved Sampling Systems

- |  |                            |     |
|--|----------------------------|-----|
| <input type="checkbox"/> Adjustments to transmitter parameters                         | 73.1820 [a]<br>[2] [i]     | —   |
| <input type="checkbox"/> Plate voltage and plate current                               | 73.1820 [a]<br>[2] [i]     | —   |
| <input type="checkbox"/> Antenna current or common point current                       | 73.1820 [a]<br>[2] [i] [B] | —   |
| <input type="checkbox"/> Antenna monitor sample current, ratio or ratio deviation      | 73.1820 [a] [2]            | —   |
| <input type="checkbox"/> Phase indications   | 73.1820 [a] [2]            | —   |
| <input type="checkbox"/> Meter readings without modulation effects                     | 73.1820 [a]                | —   |
| <input type="checkbox"/> No variation in readings for long periods                     | GEP                        | GEP |
| <input type="checkbox"/> Entries for commencement at each mode and at 3 hour intervals | 73.1820 [a] [2]            | —   |

<input type="checkbox"/> Efficiency factor derivation, Ep X Ip for indirect power	73.1820 [a] [2] [ii]	—
<input type="checkbox"/> EBS Tests transmitted and received	73.961 73.1820 [a] [1] [iv]	73.961 73.1820 [a] [1] [iv]
<input type="checkbox"/> Corrections made properly	73.1800 [c]	73.1800 [c]

## 11. Public Inspection File

<input type="checkbox"/> Records at accessible location	73.3526 [d]	73.3526 [d]
<input type="checkbox"/> Applications tendered after May 13, 1965	73.3526 [a] [1]	73.3526 [a] [1]
<input type="checkbox"/> Ownership reports filed after May 13, 1965	73.3526 [a] [3]	73.3626 [a] [3]
<input type="checkbox"/> Political use requests	73.3526 [a] [4]	73.3526 [a] [4]
<input type="checkbox"/> Annual employment reports	73.3526 [a] [5]	73.3526 [a] [5]
<input type="checkbox"/> Public and Broadcasting Procedural Manual	73.3526 [a] [6]	73.3526 [a] [6]
<input type="checkbox"/> Letters from public as required	73.3526 [a] [7]	73.3526 [a] [7]
<input type="checkbox"/> Issues/Programs list	73.3526 [a] [10]	73.3526 [a] [10]
<input type="checkbox"/> Materials available for reproduction	73.3526 [f]	73.3526 [f]
<input type="checkbox"/> Materials retained for proper period	73.3526 [e]	73.3526 [e]
<input type="checkbox"/> Donor announcement for non-commercial stations	73.3527 [a] [8]	73.3527 [a] [8]

## 12. Automatic Logging

### Station Log

<input type="checkbox"/> Accurately calibrated, time, date and circuit functions	73.1820 [b]	—
<input type="checkbox"/> Autologger does not affect accuracy	73.1820 [b] [1]	—
<input type="checkbox"/> Equipment accuracy	73.1820 [b] [2]	—
<input type="checkbox"/> Calibration of logger as needed	73.1820 [b] [3]	—
<input type="checkbox"/> Aural alarm circuit	73.1820 [b] [4]	—

<input type="checkbox"/> Parameters read continuously or at least once each 30 minutes	73.1820 [b] [5]	—
<input type="checkbox"/> Logger located at control point	73.1820 [b] [6]	—
<input type="checkbox"/> Logger located in vicinity of operator	73.1820 [b] [7]	—
<input type="checkbox"/> Conforms with 73.1215 (arbitrary scales not authorized)	73.1820 [b] [8]	73.1820 [b] [8]
<input type="checkbox"/> No alterations after entry recorded	73.1800 [d]	73.1800 [d]

### 13. Radio Operator

<input type="checkbox"/> Chief operator employed or contracted	73.1870 [b]	73.1870 [b]
<input type="checkbox"/> Licensed operators on duty	73.1860 [a]	73.1860 [a]
<input type="checkbox"/> Operator properly instructed	73.1860 [c]	73.1860 [c]

### 14. Other Operating Requirements

<input type="checkbox"/> Required station identification	73.1201 [a]	73.1201 [a]
<input type="checkbox"/> Sponsors identified on air	73.1212	73.1212
<input type="checkbox"/> Presunrise authorized operation	73.99	—
<input type="checkbox"/> Time, power and modes of operation correct	73.1745	73.1745
<input type="checkbox"/> Broadcast of telephone conversation requirements	73.1206	73.1206
<input type="checkbox"/> Rebroadcasting other stations	73.1207	73.1207
<input type="checkbox"/> Delayed-recorded broadcast announced	73.1208 [a]	73.1208 [a]
<input type="checkbox"/> No fraudulent billing	73.1205	73.1205
<input type="checkbox"/> EEO Compliance	73.2080	73.2080
<input type="checkbox"/> Compliance with rules re: personal attacks and political editorials, broadcasts by candidates for public office	73.1920 73.1930 73.1940	73.1920 73.1930 73.1940
<input type="checkbox"/> Letter to Commission describing emergency operation	73.1250 [e]	73.1250 [e]

<input type="checkbox"/> Minimum Operating Schedule	73.1740	73.1740
<input type="checkbox"/> Licensee conducted contest	73.1216	73.1216
<input type="checkbox"/> Broadcast of Lottery Information	73.1211	73.1211

### 15. AM Measurements

	Required In Proof	Required Specifications
<input type="checkbox"/> Hum & noise referenced to 100% modulation at 400 Hz	—	73.40 [a] [6]

### 16. Directional Antenna System

	AM	FM
<input type="checkbox"/> Field strength measurements made as necessary	73.61	—
<input type="checkbox"/> Field strength meter available and working	73.61 [a] [1]	—
<input type="checkbox"/> Base current, sample loop current, phase angle agree with license	73.62	—
<input type="checkbox"/> Antenna monitor installed and working	73.69	—
<input type="checkbox"/> Field strength measured less than licensed maximum at monitoring points	TSA	—
<input type="checkbox"/> Monitor point satisfactory location and adequately described on license	GEP	—
<input type="checkbox"/> Antenna monitoring authorized type	73.69 [a]	—
<input type="checkbox"/> Approved sampling system O.K. if required	73.68	—

### 17. Stereo & SCA Operation

<input type="checkbox"/> Stereo pilot checked as necessary	—	73.297 [b]
<input type="checkbox"/> Stereo pilot injection 8 to 10%	—	73.322 [b]
<input type="checkbox"/> Stereo pilot frequency within 2 Hz	—	73.322 [b]
<input type="checkbox"/> Stereophonic subcarrier suppressed to less than 1% modulation of main carrier	—	73.322 [e]
<input type="checkbox"/> Subcarrier injections not excessive	—	73.319 [d]
<input type="checkbox"/> Subcarrier baseband within limits	—	73.319 [c]

## 18. Automatic Transmission Systems

<input type="checkbox"/>	Authorization to use ATS	73.140 [c]	73.340 [c]
<input type="checkbox"/>	ATS personnel licensee employees	73.146 [a]	73.346 [a]
<input type="checkbox"/>	ATS personnel can perform monitoring & duties	73.146 [f]	73.346 [f]
<input type="checkbox"/>	ATS personnel fully instructed on duties	73.146 [g]	73.346 [g]
<input type="checkbox"/>	Tower lights checks either manual or automatic	73.146 [c] [3]	73.346 [c] [3]
<input type="checkbox"/>	Only manual turn on used	73.140 [e]	73.340 [e]

### ATS control functions

<input type="checkbox"/>	Power adjust automatic	73.142 [b] [2]	73.342 [b] [2]
<input type="checkbox"/>	Modulation adjust automatic	73.142 [b] [3]	73.342 [b] [3]
<input type="checkbox"/>	Mode switching clock O.K. if needed	73.142 [d]	—
<input type="checkbox"/>	Mode switching completely automatic	73.142 [d]	—
<input type="checkbox"/>	Modulation control for SCA if used	—	73.342 [c]
<input type="checkbox"/>	ATS auxiliary/alternate trans. O.K. if used	73.142 [g]	73.342 [g]
<input type="checkbox"/>	Minimum modulation maintained	73.142 [b] [3]	73.342 [b] [3]
<input type="checkbox"/>	Provision for indirect power function if used	—	73.342 [b] [1]
<input type="checkbox"/>	ATS test system functioning	73.142 [i]	73.342 [i]

### ATS turn off and fail-safe functions

<input type="checkbox"/>	Over power uncorrected over 3 minutes	73.144 [a] [1]	73.344 [a] [1]
<input type="checkbox"/>	Over modulation uncorrected over 3 minutes	73.144 [a] [2]	73.344 [a] [2]
<input type="checkbox"/>	Clock for mode switching fails over 3 minutes	73.144 [a] [3]	—
<input type="checkbox"/>	Loss of turn-on or turn-off control	73.144 [a] [4]	73.344 [a] [4]
<input type="checkbox"/>	Loss of alarm device functioning	73.144 [a] [5]	73.344 [a] [5]
<input type="checkbox"/>	Loss of alarm sampling circuits	73.144 [a] [6]	73.344 [a] [6]

**ATS alarm functions**

- |  |                |                |
|--|----------------|----------------|
| <input type="checkbox"/> Loss of signal (carrier or program) 3 minutes | 73.146 [c] [1] | 73.346 [c] [1] |
| <input type="checkbox"/> Power below 90% authorized over 3 minutes     | 73.146 [c] [2] | 73.346 [c] [2] |
| <input type="checkbox"/> Tower lighting failure if alarms used         | 73.146 [c] [3] | 73.346 [c] [3] |

**ATS monitoring and alarm points**

- |   |                |                |
|---|----------------|----------------|
| <input type="checkbox"/> On/off controls functioning                          | 73.146 [b] [1] | 73.346 [b] [1] |
| <input type="checkbox"/> Off-air SCA program monitor for SCA                  | —              | 73.346 [b] [2] |
| <input type="checkbox"/> Off-air monitor                                      | 73.146 [b] [2] | 73.346 [b] [2] |
| <input type="checkbox"/> Aural alarm signal functioning                       | 73.146 [b] [3] | 73.346 [b] [3] |
| <input type="checkbox"/> Point accessible & under licensee control            | 73.146 [a]     | 73.346 [a]     |
| <input type="checkbox"/> Point controls protected from unauthorized operation | 73.146 [a]     | 73.346 [a]     |
| <input type="checkbox"/> EBS facilities provided as needed                    | 73.146 [f]     | 73.346 [f]     |
| <input type="checkbox"/> Licenses and ATS authorization posted                | 73.146 [h]     | 73.346 [h]     |

**19. Auxiliary Broadcast Stations****Remote Pickup Stations**

- |  |                   |
|--|-------------------|
| <input type="checkbox"/> License power not exceeded                | 74.461            |
| <input type="checkbox"/> Frequency within tolerance                | 74.464            |
| <input type="checkbox"/> License posted or attached to transmitter | 74.467 [a] or [b] |
| <input type="checkbox"/> Operated under control of licensee        | 74.18 [b]         |
| <input type="checkbox"/> Tower light records required by Part 17   | 74.30             |
| <input type="checkbox"/> Station identification given              | 74.482            |
| <input type="checkbox"/> Repairs by qualified person               | 74.18 [d]         |

**Remote Control Operation**

- |   |                |
|---|----------------|
| <input type="checkbox"/> % modulation indicator or automatic modulation control | 73.434 [a] [1] |
| <input type="checkbox"/> On/off control of RF stage                             | 74.434 [a] [2] |



- Protected against unauthorized operation 74.434 [a] [3]

#### **Aural Broadcast Auxiliary Stations**

- Operating power not in excess 74.534
- Directional antenna required 74.536
- Frequency tolerance for offset operation 74.502 [a]
- Frequency tolerance of 0.005% or 0.003% for 18GHz maintained 74.561
- Station license posted 74.564
- Tower light records required by Part 17 74.30
- Station identification 74.582

#### *Remote Control Operation*

- Notification to Commission 10 days prior to operation 74.533 [a]
- RF or control activated device showing Tx is radiating 74.533 [a] [2]
- On/off control of RF stage 74.533 [a] [3]
- Protected against unauthorized operation 74.533 [a] [4]

#### *Unattended Operation*

- Notification to Commission 10 days prior to operation 74.533 [b]
- Protected against improper operation 74.533 [b] [2]
- Protected against unauthorized operation 74.533 [b] [3]
- Observations made at receiving end every day 74.533 [b] [4]



## Frequency Coordination

Richard Rudman  
*Engineering Manager, KFWB*  
*Los Angeles, California*

### WHAT IS FREQUENCY COORDINATION?

The push to leave the studio to originate programs has been a part of broadcasting from the beginning. Now, with over 9000 radio and 1150 TV stations on the air, the demand for reliable ways to get news, sports, public affairs and entertainment programming from the field back to the studio has naturally increased. Part 74 of the FCC's Rules deals with segments of the spectrum that have been assigned to the Broadcast Auxiliary Service to accommodate this demand. Part 74 also covers other services outside the scope of this discussion such as FM and TV translators, ITFS, and experimental broadcast stations.

While the number of stations requiring support spectrum has grown tremendously since 1970, the amount of spectrum allocated for this support has stayed relatively constant. Broadcasters using Part 74 spectrum began to experience competition for the limited number of channels allocated. Interference from other

broadcasters has gradually become a critical problem in many markets and there are no provisions for exclusive licensing in Part 74. Consequently, broadcast frequency coordination is necessary to facilitate the allocation of limited spectrum for a growing number of uses among a growing number of users.

### SOME HISTORY OF BROADCAST COORDINATION

Formal coordination has existed for some time for major events such as political conventions and space launches. In the case of the political conventions, the three national television networks have rotated the chairmanship of an "ad hoc" group, known as the National Political Conventions Frequency Coordinating Committee. Washington, D.C. has had unique coordination problems along with a history of cooperative effort for pool feeds to cover the workings of our Federal Government. Such committee activity has traditionally arisen out of a need, mutually felt by broadcast engineers, to discuss concerns before they become problems. Among the oldest groups formed to deal with mutual operational problems, including coordination, were the Washington Executive Broadcast Engineers (WEBE) and the TV Broadcasters All-Industry Committee in the New York metropolitan area.

The first major region to form a committee to deal exclusively with Part 74 coordination was

---

Several people made important contributions to both the new field of Part 74 coordination and this chapter of the NAB Engineering Handbook. They are: Don Wilson, present Chairman of the Southern California Frequency Coordinating Committee, for work on aural STL standards proposed in this chapter. Robert Van Buhler, Chairman of the Arizona Frequency Coordinating Committee for his case study on the AFCC, and work on frequency coordinating data bases. Larry Will, New Jersey Public Television, for his assistance on the TV microwave portion of this chapter.

TABLE 1. 1976 FCC 450 Channel Plan Showing SCFCC Waiver Changes.

Channel Designation	Channel Bandwidth	Peak FM Deviation	Total No. of Channels	SCFCC Waiver No. of Chs.
N1	50 kHz	10 kHz	12	0
N2	25	5	24	60
R	50	10	10	14
S	100	35	2	0
P	10	1.5	8	8

Note that since the SCFCC plan allows for center channel use of the "split" N1 50 kHz channels, the maximum number of 25 kHz channels can jump from 24 to 60 since the center channel can be used when geographic separation and or terrain shielding permit.

Southern California. In 1976, the FCC revised Part 74, Subpart D of its Rules which deals with the Remote Pickup Service used by radio and television stations for dispatch, on-air remote pickup, cues and orders, communications, and transmitter telemetry. Recognizing the use of narrowband FM technology, the Commission re-allocated the UHF (450 and 455 MHz) frequencies from wideband 100 kHz channels to smaller bandwidth 50 kHz, 25 kHz and 10 kHz channels. Under the FCC's 1976 changes, R and S channels were intended for program material, and cues and orders necessary to implement that programming. N1 and N2 channels were to be used for broadcast program material, cues and orders necessary to that material, and operational communications. Microwave path setup and dispatch functions fall under this last category. P channels may be used only for Operational Communications and telemetry.

In the last half of 1976 CBS called a series of meetings in markets where they owned stations to discuss these changes with their fellow broadcasters. Prior to the FCC's 1976 changes, there were only ten 100 kHz channels in each 1 MHz band segment, for a total of 20 channels. With their 1976 Rulemaking, the FCC created five separate channel groups for specific uses. Southern California, already the scene of heavy 450 MHz activity, was the only region at that time to formally organize a group that held regular meetings.

The Southern California Frequency Coordination Committee (SCFCC) held its first official meeting in November, 1976. By early 1977, it had gained approval of its membership to request a waiver of the FCC Rules. This waiver request proposed further splitting of the N1 50 kHz channels and the S 100 kHz channels. In 1980 the FCC granted this waiver. It was implemented successfully, and has become the basis for similar plans in other markets.

The SCFCC has been holding monthly meetings for the region since 1976 and has

broadened its scope to deal with congestion in the Aural STL (Studio Transmitter Link) service, wireless mikes and RF cuing systems, as well as in the microwave bands for TV STL, Inter City Relay (ICR), and Television Pickup (ENG).

Regions such as Northern California, Arizona, Dallas, and New York organized according to the needs of their licensees. For example, the Northern California Frequency Coordinating Committee, building on bylaws prototyped by the SCFCC, recently incorporated as a non-profit organization. The Arizona group not only coordinates the entire state, but is deeply involved with coordinators for non-broadcast VHF, UHF, and microwave services, including public safety.

Coordination activity spans many aspects of broadcasting. Some regions have not experienced congestion and interference with their own licensees, but have organized committees to deal with problems associated with broadcasters who enter their regions for temporary operation. After conducting a survey at the chapter level on how this problem is viewed locally, the Society of Broadcast Engineers has identified frequency coordination as a chapter project. The SBE National Frequency Coordinating Committee (NFCC) was formed to assist any chapters interested in this project. In addition, the SBE NFCC publishes a list of volunteer coordinators who are responsible for over 80 regions in 50 states, plus Puerto Rico.

If there is one adjective that can be used to describe the nature of effective broadcast coordination, that word is local. Electronic news gathering for both radio and television introduces many unknowns. Mobile paths cannot be predicted from day to day, or even hour to hour. Large scale news, public affairs, or sporting events may mean interference for everyone involved unless technical personnel familiar with a number of factors are consulted. Since many of these factors concern local propagation anomalies, terrain considerations, and user patterns, experience has proven that engineers who work

with these factors at the local level on a day-to-day basis are the best people to consult with and to ask for advice for successful operations.

## TERRAIN CONSIDERATIONS

Southern California is an excellent example of a region where most of the key two-way communication and microwave sites are located on mountains in line-of-sight relationship. In addition, there are numerous hilltop and building top sites lying along the 140 mile path between Mount Wilson near Los Angeles and the Mexican Border in San Diego. While adjacent and cochannel signal strength attenuation due to geographical separation between transmitters and receivers, along with some terrain shielding, allows some reuse of channels, frequency reuse and sharing under such conditions are severely limited in broadcast VHF, UHF, and microwave services and public safety. Regions such as New York-New Jersey-Philadelphia and Washington-Baltimore have unusual problems because licensees in different markets are so physically close that line-of-sight conditions exist.

When users are planning formal coordination, the use of topographical maps and engineers who have experience with the region's sites is strongly recommended. The word "regional" takes into account terrain influences. It transcends market and political divisions since RF does not respect man-made divisions and boundaries.

## USER DENSITY

In the Southern California region, it is possible to tune in almost 70 AM and FM stations. There is television activity on more than 20 VHF and UHF channels. A large percentage of these stations need spectrum for the "backstage" needs of broadcasting: communications which support the on-air effort in any way. They include studio-to-transmitter links (STL), transmitter-to-studio links (TSL), intercity relay (ICR), remote pickup (RPU) for television and radio broadcasts from the field, news dispatch, wireless microphone, and telemetry and control links.

In a growing list of markets throughout the country, the sheer number of licensees requiring "backstage" support spectrum exceeds the capacity of the available spectrum. Part 74 licenses are issued on a non-exclusive basis. New licensees have a responsibility not to cause harmful interference to existing users. Because of this fact, broadcasters have voluntarily engaged in various types of coordination activities as a matter of survival in the highly competitive marketplace.

## PROPAGATION ANOMALIES

A number of factors can modify the expected line-of-sight characteristics of VHF and UHF aural and visual transmission. Many of these can be understood best if the radio waves so affected are compared to light waves. Radio waves sometimes bend around corners in a manner that can be compared to light travelling through the reflective surfaces of a periscope so the viewer can see around corners.

The three most common propagation anomalies are (1) ducting effects, (2) reflection due to thermal inversion layers, and (3) obstacle gain (sometimes referred to as knife edge refraction).

These anomalies can occur for seconds at a time, or may exist in a predictable manner for much longer periods. For instance, obstacle gain can be used in some cases to provide permanent and quite dependable links. In the Part 74 environment, these anomalies have to be recognized and taken into account to assure cochannel and adjacent channel users of adequate protection for both fixed and mobile links. Known anomalies in a region must be factored into any coordinated environment. As in the case of terrain, licensees should seek out engineers who have long-time experience in the region to be coordinated so anomalies that have been identified, and the paths they affect, can be taken into consideration.

## THE ESSENCE OF THE BROADCAST COORDINATION PROCESS

The successful coordination efforts mounted so far are all founded on one essential: *licensee-to-licensee contact*. The coordination effort, however it is structured, acts to *facilitate* this contact. As of this writing, Part 74 of the FCC's Rules places the burden of preventing interference squarely on the licensee. Since broadcasting is highly competitive, no local committee should place itself in a position where it "assigns" spectrum.

Successful committees never act as policemen. This role is left for the FCC if all other means of settling disputes fails. However, committees can and do use neutral mediators to try to solve the inevitable problems and disputes that arise in a competitive world. Successful committees are built on trust. This trust can be destroyed easily if committee leadership steps over the line between facilitating coordination and enforcing coordination.

In addition to the reasons mentioned that might lead broadcasters to start coordination activity, one more must be added. Many broadcasters now travel outside their markets to cover news, sports,

or public affairs events. In 1983 the FCC revised Section 74.24 of the Rules to make it easier for broadcasters to cover such events. A footnote to this Rules change asked that regional coordinators make themselves known to the Commission. The SBE NFCC was first formed to compile a list of coordinators to go beyond the Commission's request. The SBE NFCC updates this listing several times a year.

In Reply Comments filed in 1984 with the FCC concerning recognition of Part 74 coordination and the growing trend to enhance spectrum use by splitting wideband channels for both aural and visual needs, the Society of Broadcast Engineers National Frequency Coordinating Committee outlined several possible levels of coordination activity. These levels would be keyed to the actual needs of the licensees in a region where coordination appears to be desirable. These levels recognize that, while some regions require formal committees, many really do not. These guidelines may serve to help licensees achieve the level of coordination appropriate for their region:

#### **Level One**

Broadcasters do not form a regional committee. If any individual broadcaster wishes to implement an activity that requires group agreement, it must make a proper showing that it has taken steps to secure such agreement. This protects other licensees from harmful interference and insures operations will not be hampered by the actions of any one licensee. This level is appropriate for regions that are seldom visited by outside licensees and are exposed to little risk of interference from such sources and each other.

#### **Level Two**

Broadcasters, either independently, or through the auspices of their local SBE chapter, appoint a Data Base Administrator/Coordinator who serves as the contact for local broadcasters and those from outside the region who wish to operate under the 30 day/720 hour rule (Section 74.24). If modifications such as split channel operation are desired by any entity or entities, individual licensees are still responsible to make a showing to the FCC that other licensees are aware of their intentions and safeguards for their protection are in place. The appointed Coordinator or Administrator serves as a focal point for these activities. This person does not come in direct contact with the FCC. The SBE will list such Coordinators or Administrators and circulate this information to the Industry. This will support the ongoing program that facilitates transient coordination, and makes it easier for broadcasters in the same region to make others aware of changes in fixed and mobile operations.

#### **Level Three**

Broadcasters in a region form a Committee. A Data Base Administrator is appointed. The Committee serves as a forum to allow the region's licensees to do planning necessary to implement various types of operating practices. The impetus to form the Committee comes from a market's response to present or predicted Part 74 spectrum shortages. The region's licensees should be willing to invest time, effort, and financial backing to support data base maintenance, and regular meetings. The Committee and Administrator serve as the focal point to coordinate Section 74.24 activity.

#### **Level Four**

This level is based on groups like the Southern California Frequency Coordinating Committee, Northern California Frequency Coordinating Committee, Arizona Frequency Coordinating Committee, and the Washington Executive Broadcast Engineers. The organization and support given to the Committee are typical of major market level activity, or regional activity that involves an entire state. The Committee has usually been established for at least two years. It has adopted formal Bylaws, holds elections for officers, and may be incorporated.

Other typical characteristics are that it has been able to hold regular meetings that draw good attendance, publishes a newsletter on a regular basis, routinely interacts with other spectrum users regarding cochannel and adjacent channel assignments, provide a high level of informed technical advice to its members, and has had some experience and success in arbitrating disputes between members. It has an up-to-date data base maintained by a Data Base Administrator.

Such Committees have been able to build a level of communication and trust to bring about cooperative innovations such as ENG control point intercommunication, and state-of-the art computerized data base management.

### **WHAT DOES IT TAKE TO BUILD A SUCCESSFUL COORDINATING COMMITTEE?**

#### **Does Your Region Need a Committee?**

If your market is experiencing the growing pains associated with Part 74 spectrum congestion, you and your fellow broadcasters might wish to form a Committee. Your analysis of terrain, user density, and propagation anomalies will help you and your fellow licensees find the right approach. Remember: This question can only be answered by the broadcasters in your region. No

outside force can or should make this decision for you.

We can speak with some degree of confidence on the adverse affects that interference can have on the operation of licensees in an uncoordinated environment. Aside from frustration and embarrassment of blown live shots and disrupted STL's, there is a real economic impact of time spent tracking interference, and of the possibility of lost revenue if there is lost air time.

### Some Notes of Caution

There may be several key legal issues to be addressed before you proceed. A frequency coordinating committee is a type of trade association. The Southern California group and others have received legal advice from some of their member-licensees in an effort to develop safeguards against inadvertent antitrust activity. There is always a risk that some type of trade association activity could be interpreted as *restraint of trade*.

The other key issue is that of *membership*. If your market is typical, not all broadcasters will step forward to participate in committee activity. Yet, since Part 74 spectrum access remains non-exclusive, all licensees have the same access rights. Your committee exists to protect interference-free access for as many licensees as possible. Again, as a trade association, you must make sure this precept is planted clearly in the minds of all who participate. Actions perceived as limiting or preventing anyone's access could be viewed as a form of restraint of trade.

The best way to assure this never happens is to conduct committee business in as open a manner as possible. The Southern California group found the best way to accomplish this was to publish a newsletter and send it monthly to every broadcast licensee in the entire region.

With over 250 licensees in over 10,000 square miles, this represents a sizeable monthly mailing burden. Yet, the SCFCC Newsletter goes to each and every licensee. While some have never been to a meeting, the newsletter serves as an acknowledgement of their membership.

It is important to inform licensees who do not attend meetings as well as those who do that *every* licensee has equal status, membership rights, (including voting), and equal spectrum access. Many misunderstandings can be avoided if this point is made early in the formative process and repeated often.

Regarding legal questions, the best general advice is for you to consult legal counsel before proceeding to form your committee to avoid any possible legal complications. As formation takes place, advise each licensee to check with their legal advisors as well.

### How to Start

If you are attempting to form a regional committee, your first challenge is to call the region's licensees together for a general meeting. The purpose of this meeting will be to outline why you feel a committee is necessary for your region. Since you will be trying to get as many licensees to send engineering representatives to attend this meeting as possible, you should consider drafting a written letter of invitation to each licensee. The *Broadcasting Yearbook* is a readily available source for licensee information. You should at this point have some idea of the RF considerations that will shape your region and committee. Remember that political and physical boundaries will not necessarily agree with what you might recommend as a RF coordination region.

### Writing the Letter

The letter should include your reasons for calling the meeting, and some discussion of the benefits of forming a committee. Depending on the market, you may wish to ask a manufacturer or vendor to send the letter out on their letterhead. This approach may help some people in the area view the meeting more objectively. At this stage, a lot depends on the basic relationships between licensees in your region. If there has been little contact in the past, anything that helps promote a productive meeting of all licensees will in turn help to build the level of trust necessary to start your committee.

### What About Inviting Non-Broadcasters?

It is far better to invite participation of cable systems, manufacturers, two-way site managers, and entities such as CNN and Wold (if they operate in your region) than to leave them out. First, we share spectrum with several non-broadcast services. Second, you will need the cooperation and input from site managers and manufacturers to give your committee access to the right people to get perspectives on mutual problems and to come up with solutions. If there are coordinating groups for Amateur or Public Safety in your region, invite them to come to your meetings once you are organized.

### Another Benefit of Committee Activity

One of the most important contributions frequency committee activity can make to active participants is serving as a common meeting ground. The trust and mutual respect that must be the foundation for group cooperation and decision making are built on the simple act of people getting to know each other. Some simple things to help this process along are using name tags dur-

ing early meetings, and starting a tradition of everyone standing up at the beginning of each meeting and introducing themselves.

### Basics for Running Meetings

Provide a sign-up list that is passed around at the beginning of each meeting. You might want to have space on the sign-up list so people can indicate their Amateur Radio call sign. Many engineers who will attend are involved in this hobby. If you decide to publish a monthly newsletter (strongly recommended) the names of everyone attending meetings should be included. Your monthly newsletter may start out just as a meeting notice, and a recap of what happened at the last meeting. It should also contain an agenda for the coming meeting.

This is important for two reasons. First, it will help meeting attendance if people know that specific issues will be discussed. Second, many legal authorities believe trade association meetings should be run by sticking to an agenda as a further way of eliminating any hint of actions that might involve restraint of trade. Someone should be appointed to keep notes during each meeting for the same reason. These notes will be the basis for newsletter information. Since each meeting should have time set aside for everyone to give reports on their own RF systems (including any proposed changes), accurate notes become the vehicle for up-to-date information on what is happening in the market. Good, clear notes can also be important should the committee become involved in some legal action.

Parliamentary procedure as outlined in *Roberts Rules of Order* should be used to run your meetings. While many committees are ultimately able to run meetings with a high degree of informality, it is best to start off with a chairman or leader. Members should raise their hands to be recognized. A good chairman will make sure everyone is heard on every issue.

### Your Mailing List

Your mailing list is an important part of your data base. As mentioned above, make sure you include all actual and potential licensees, even (and especially) if they do not attend meetings. Include cable operators, two-way site managers, consultants, dealers, manufacturers, and other nearby coordination groups. You should consider including group or headquarter engineering management for stations in your region. There is no such thing as too much written communication to your members concerning the activities of a coordinating committee.

### Leadership

Your group should decide on a chairman and vice-chairman to run the meetings and provide liaison and leadership for your efforts. If politics are an integral part of your market's facts of life, it is best to get everyone's views (and fears) out in the open concerning committee leadership in the early stages of formation. Since this is rarely possible, you should be aware that these considerations can and do affect committee effectiveness.

### Voting vs. Consensus

There are relatively few issues that require a formal vote. If this issue comes up, your committee will have to decide what weight to give each licensee's membership. The SCFCC and several other committees decided to give each license a vote for each band of operation for which it is duly licensed. A television station engaged in ENG plus two-way dispatch would therefore have two votes. A radio station with an aural STL and a 450 MHz RPU would also have two votes. Manufacturers, and others not holding licenses can join in discussion, but do not vote. If your committee is truly operating as a facilitator and a vehicle for information exchange, voting should not be a significant issue.

The issue of consensus is a vital one. Your committee may be deciding how to implement a 450 MHz split channel plan. If you cannot get agreement from all involved licensees to, for instance, split the Group S 100 kHz channels down to four 50 kHz Group R channels, this does not easily fall under the heading of majority rule. In fact, taking group action that might limit a station's ability to do certain types of operation might be viewed as restraint of trade. As in other committee matters that involve legal considerations, work slowly, and get informed legal opinions before taking action.

### Conflict

For conflicts that cannot be solved on technical merits, you will have to be creative. Try to get impartial parties involved in mediation. Do not overlook the benefits of subcommittee meetings, working lunches and dinners, and other semi-social occasions where consensus might be sought. If all else fails, you may have to go back to the drawing board and try another approach.

Sometimes a tactic termed "enlightened peer pressure" is useful. If a majority in your committee discusses their views in front of the minority in a constructive, logical manner, breakthroughs can sometimes be made.



### Committee Costs

Most committees get their early backing for postage, meeting places, and refreshments from some of the larger stations in a market. Once you are established, you may decide to collect dues, sell advertising in your monthly newsletter, or rotate financial responsibilities among members on a monthly basis. As in other areas, you will have to find what will work in your region.

### Goals

Especially in the early stages of your committee, pick one goal and see it through. If TV ENG operation is the leading problem area in in your region, tackle it first. It does little good to work on things that are working well. The tough projects are where committee action will be most appreciated. Your goal is to establish a credible working group.

### Meeting Dates

It may seem simplistic to mention such a trivial topic, but it is vital to set your next meeting date before each meeting adjourns. Never skip months in the early stages of formation. In fact, in those early days, you might find it advisable to set up weekly meetings. Try to identify a specific day of the week, and a specific week of each month for your meetings. After a period of time everyone will know that is when your meetings are scheduled. This will help meeting attendance.

## COORDINATION CONSIDERATIONS FOR VARIOUS BROADCAST USES OF PART 74 SPECTRUM

### Dispatch and Aural Remote Pickup

Channels for this purpose are currently available in a range from 26 MHz to 455 MHz (see accompanying Part 74 tabular listing of frequencies). Spectrum allocated for this purpose just above the standard broadcast band is slated for new AM stations and will become unavailable for Remote Pickup.

In major markets experiencing congestion, and in other markets where older equipment is still in service, 26 MHz operation for dispatch and even some types of remote pickup are still being done. Low power cuing systems for TV field operations sometimes appear in this band. Since it is near to present Citizen's Band channels, it is subject to interference from this service. Propagation conditions at 26 MHz include "skip" so it is common to experience interference in this band from hundreds, or thousands of miles away at certain times of the year.

VHF dispatch and aural remote pickup are more common throughout the country. With the advent of excellent commercial narrowband FM mobile transceivers and remotely operated base stations on hills and mountains many radio and TV stations have used the Part 74 VHF channels reliably for years. Until recently, it appeared repeater operation at VHF would never happen under Part 74. However, with the development of Remote Pickup Amplitude Companded Sideband (ACSB) technology, repeater operation at VHF has become feasible. ACSB transmission can be accomplished using 5 kHz channels that can be interleaved between existing VHF narrowband equipment that operates in 25 and 30 kHz channels. The FCC has now approved VHF repeater operation. It is likely that hybrid FM/ACSB systems will be common for stations with heavy current investments in FM equipment. Hand held ACSB portable radios are also available for VHF.

Frequency committees will face a challenge to implement split channel operation as ACSB becomes known as a reliable communications medium. The challenge will come from other services whose licensees may resent broadcasters' expanding use of VHF channels, and from Part 74 licensees who may not be aware of the benefits of ACSB technology.

Tests show ACSB can equal FM performance, and even exceed FM in situations where impulse noise is a consideration. Noise energy that can enter an ACSB radio receiver is limited since bandwidth is only 5 kHz, and companding techniques further reduce apparent impulse noise in the received signal. This technology shows great promise for gaining the greatest possible use and efficiency in the limited spectrum available to meet the operational needs of the broadcast industry.



Fig. 1. Mobile communications gear used on a typical KFWB news vehicle. (Photo courtesy KFWB Radio)

Committees will be confronted with a number of seemingly conflicting uses and users as they sort through years of accumulated problems in VHF bands. One guiding principal that has helped many committees is the order of priorities outlined by the FCC. The transmission of remote pickup program material for broadcast, either live or delayed, takes precedence over other permissible uses. There is no reason to believe that the existing order of priorities will change.

VHF and UHF remote pickup with usable audio frequency response to 15 kHz is available with a variety of equipment. In many regions, interference from adjacent channels licensed to other services makes such operation difficult. A strong adjacent channel signal can "capture" an FM receiver, pulling the discriminator away from the desired signal. As channel use builds in a region, broadband white noise rises, making life difficult for wideband receivers.

Some equipment marketed for broadcast use was not designed for today's levels of channel congestion and sometimes makes the problem appear worse than it really is. Sometimes adding cavity filters to receivers helps. Sometimes relocating the receiver and antenna to a "quiet" location is the answer.

With the advent of solid state finals in transmitters, the need for cavity filters on all transmitter outputs has increased. Odd order harmonic products are a characteristic of solid state finals. Older vacuum tube equipment produced even order products as a rule. Good engineering practice now dictates using cavity filters between the transmitter and antenna, especially at common sites.

In the case of repeaters, good practice indicates installing a ferrite circulator and an appropriate reject load to reduce the possibility of unwanted mixing. With repeater operation now possible on Part 74 VHF channels, and the already high level of VHF activity in a number of radio services, committees have a responsibility to make everyone aware of these considerations.

Broadband white noise at common sites is now being viewed as much of a culprit to degraded receiver performance as spurious emissions. As the number of transmitters at a site increases, the noise level at the site increases. This noise desensitizes all receivers at the site. If a user is operating a receiver at a common site used for high power paging transmitters that are on the air most of the time, the receiver may be trying to listen in a channel less than 1 MHz away from a 250 watt transmitter with a gain antenna. The resultant 1000 watts (ERP) can cause problems for even the best equipment. Committees can educate members on this subject as well.

Committees can educate members on the pitfalls of common sites, and work with site

managers to let them know of licensee concerns. There is a trend in many markets toward re-engineering common sites using transmitter and receiver combiners, and physical separation of transmit and receive antennas. These changes can improve the transmit and receive performance at most sites. Changes like this are expensive. A committee can educate users on the benefits of such projects, and help generate support to make them happen.

Many committees accomplish educational and informational goals by setting aside time during monthly meetings. They invite manufacturers and distributors to put on educational programs. These range from how to use a spectrum analyzer, to how to engineer a receiver or transmitter combiner.


The two blocks of UHF channels available to broadcast licensees are separated by 5 MHz. This is adequate for repeater operations, and many licensees in markets with hilly or mountainous terrain have employed this type of system to allow field units to communicate with the base no matter where they are. Repeater operation has the benefit of being truly wireless, since remote base systems usually depend on telephone company local channels for control and audio.

Unfortunately, repeater operation requires two channels. The high level of repeater use in Southern California was one of the driving forces that led the SCFCC to request a waiver from the FCC to split the 50 kHz Group N1 channels into more 25 kHz channels, and the two 100 kHz Group S channels into four 50 kHz R channels.

Spectrum efficiency in the UHF bands by splitting channels is becoming an accepted mode of operation in other markets. Since it is possible to derive audio response beyond 5 kHz from a 25 kHz narrowband FM channel, many radio stations who want better audio quality for news reports can get it without using a 50 kHz R channel, provided the receiver used is well into full quieting. Committees can work with their members to make sure everyone is using the least amount of bandwidth consistent with needs.

Similarly, a station engaged in voice dispatch does not need a 50 kHz N1 channel. A 25 kHz N2 channel is more than adequate for this use. Responsible committees can help assure that use is matched to bandwidth. Narrowband operation using 5 kHz channels is only possible in the Part 74 VHF channels with ACSB equipment. ACSB equipment for UHF is not available as of this writing. Manufacturers of VHF ACSB equipment now on the market say that it is being developed.

Committees can sometimes arrange sharing of channels between compatible users. This can even involve several licensees operating a community repeater system. This choice not only helps



**Fig. 2. The KFWB 4-wheel-drive mobile unit/repeater station features a versatile 40-foot pneumatic mast. (Photos taken by KFWB, Los Angeles. Supplied courtesy of *Broadcast Engineering* magazine.)**

enhance spectrum efficiency, but may mean small stations can become part of a larger system they could not otherwise afford.

When new users are looking for Part 74 aural communications, there are some things a committee can do to ease the process along:

1. Make sure the potential user understands he must be a Part 73 licensee, or a Network (as defined in Part 74) to qualify for Part 74 channels.
2. Make sure he knows the committee really exists to help accommodate new users in bands already crowded—not to keep new users out.
3. Ask him to explain his needs during an open committee meeting, and publish what is said in the newsletter so everyone concerned can be aware of what is going on. It may be that someone at the meeting might make a suggestion to the potential user that could improve his system, or even accommodate his needs by some other means. For instance, cellular mobile telephones might be all someone needs to do ENG microwave setup if there are no dispatch channels left in a market.
4. The committee may “recommend” certain frequencies. At this point, it is up to the poten-

tial licensee to contact each co-channel and adjacent channel occupant and complete the transaction. It is NOT the responsibility of the committee to do this.

5. In the event the parties reach an impasse regarding an issue, the committee can and should act as a mediating force. Usually a compromise can be arranged.

In a congested RF environment, there is always the possibility of adjacent channel interference. Mobiles operating in the field can find themselves next to other mobiles transmitting on an adjacent channel. If this channel happens to be on the repeater output of the first station, the person in the mobile cannot communicate with its base while the other mobile has its transmitter on. If this is a chronic problem, one station may find it desirable to change frequencies. No amount of coordination will ever solve all of these problems.

There is at least one operating practice a committee can promote that will help: Make it a standard in the market for each licensee to use his appropriate station identification and unit designator call sign. Not only is this in compliance with FCC Rules, but call signs make it easier to track down interference problems that will inevitably arise.


## AURAL STL CONSIDERATIONS

The FCC has now supplemented the existing 950 MHz Aural STL band with additional channels in the 18 GHz band. While of questionable value in markets that experience appreciable snowfall, this new band does offer the benefits that will come about from digital audio techniques impossible at 950 MHz because of limited bandwidth. This new band is viable according to a General Telephone paper presented during the 1984 NAB Convention for paths up to ten miles.

At this writing, the FCC has not decided what will happen with licensees in the 942-947 MHz “grandfathered” portion of the band. With new services such as AM stereo and enhanced services such as FM SCA, more and more stations will want to install their own wireless STL systems. This situation presents an ongoing problem for licensees and frequency committees alike.

In 1979 the SCFCC held a symposium for Aural STL licensees and equipment manufacturers in Los Angeles. Its purpose was to develop guidelines for the design, installation, and operation of Aural 950 MHz systems:

1. A list of stations using the band is required. The list should state the following items:
  - A. Transmitter coordinates in degrees, minutes, and seconds



**Fig. 3. Close-up of the cross-polarized yagi transmitting antenna used on the KFWB mobile unit/repeater station (Photos taken by KFWB, Los Angeles. Supplied courtesy of *Broadcast Engineering* magazine).**

- B. Receiver coordinates in degrees, minutes, and seconds
  - C. Frequencies used
  - D. System type (Composite, Dual, Mono)
  - E. Manufacturers and model numbers of receivers, transmitters, antennas, and feedline.
  - F. Transmitter antenna azimuth
  - G. Receiver antenna azimuth
  - H. Antenna polarization for each transmit link
  - I. Transmitter Power Output (TPO)
  - J. Effective Radiated Power (ERP) in dBm
  - K. Power available to the receiver in dBm
  - L. Path length
2. All systems should be designed with a known signal level at the receive site. The use of obstructed paths should be avoided since protection for stations attempting such paths is difficult to achieve.
  3. Systems operating into the same site should, wherever possible, attempt to operate into the site at the same signal level.
  4. Systems should be designed for an adequate but not excessive fade margin (approximately 30 dB in most cases). The transmitter power output should be reduced as much as possible to comply with this goal. It is recognized in some cases TPO will have to be raised for an increased fade margin to override interference.
  5. Systems should be designed using antenna manufacturer's radiation pattern envelopes for their antennas at all points. All paths should be assumed to be line-of-sight in initial calculations.
  6. Antenna beamwidth should be as narrow as

possible. Six foot solid dishes are highly desirable. Although Paraflector (C) type antennas are acceptable for vertical polarization beam control, four foot dishes, miniflectors, and yagi antennas should be avoided.

7. Frequency tolerance for all systems should be .001%, not the presently allowable tolerance of .005% for monaural systems.
8. Dual systems should use the same polarization for each link to make channel reuse more possible for other paths. It is recognized that not all equipment is capable of accomplishing this as a goal. Stations should not arbitrarily change polarization without a thorough engineering study and necessary notification of co-channel and adjacent channel licensees.
9. There should be an external modulation limiting device ahead of all STL transmitters to limit transmitted bandwidth through the link since some STL transmitters do not incorporate internal limiting and can deviate beyond channel limits. The limiter should be frequency sensitive. If limiting cannot be installed, modulation levels should be reduced to prevent overdeviation. Cross polarization is NOT an acceptable means to accomplish this protection.
10. A bandpass filter and circulator should be used with any system likely to produce spurious emissions. This would include all transmitters operating at common radio sites, all varactor systems, and all transmitters combined into a common antenna. In the latter case, a hybrid alone is insufficient. There must be greater than 70 dB isolation, transmitter-to-transmitter. A table of proposed acceptable interference ratios was also discussed at the symposium and has been used as a guide in Southern California and several other regions:

There are non-RF alternatives available for STL systems. Laser links are feasible for very short distances where there is little likelihood of any interruption of the line-of-sight path.

Many stations still rely on program channels leased from their local telephone company. For short distances that do not involve very many telephone exchanges, this may still represent the best solution for some stations. This may be true especially in markets that have reached STL saturation.

Microwave STL's should be promoted for stations needing the extra quality and/or reliability these systems can provide if they are designed and coordinated properly. Licensees wishing to design new systems may balk at the rather strict design parameters outlined in this section. For instance,

TABLE 2. Interference Ratios Expressed in Decibels

	Co-Channel		Offset + or - 100-150 kHz		
	Composite Or Mono To Composite	Dual To Dual Or Composite Or Mono To Mono	Mono To Dual Or Dual To Mono	Composite To Dual	Dual To Composite
Current Equipment	55	45	40	50	55
Short Term Goal	50	40	35	45	50
Ultimate Goal	45	35	30	40	45

	Composite				Dual/Mono			
	350-400 kHz	500-700 kHz	1 MHz-3 MHz	3 MHz-10 MHz	200-300 kHz	500 kHz-1 MHz	1 MHz-3 MHz	3 MHz-10 MHz
Current Equipment	0	0	10	30	10	20	30	40
Short Term Goal	10	15	30	50	20	30	40	60
Ultimate Goal	25	40	60	80	40	50	60	80

six foot solid design parameters may be “over-kill” for certain applications. Committees might remind their members that if the majority of the STL’s in a market are engineered for efficient spectrum use, more users can be accommodated in the band, they will enjoy greater immunity from interference, and the reliability of their paths will be maximized.

**TV MICROWAVE CONSIDERATIONS**

Television has come to rely on either their own or common carrier microwave links to interconnect their studios with their transmitters and to facilitate live remote broadcasts. Rules governing links operated by broadcasters are found in Part 74 of the FCC Regulations and cover frequencies from 2, 7 and 13 GHz bands, and also shared frequencies in the 18, 21, 23, and 39 GHz bands.

Microwave transmissions can accommodate one or more subcarriers imbedded in the video signal to carry mono or stereo television sound, aural service for a co-owned AM or FM station, program cuing, telemetry, or a combination of these elements. In congested markets there is a trend to use the lowest possible subcarrier fre-

quency combinations to keep occupied bandwidth as low as possible.

In major markets the number of stations engaged in field operations exceeds the number of available channels. While spectrum is available in the 2, 2.5, 7, 13, 18, 23 and GHz bands at this time, many stations and coordinating committees in these major markets have opted to make 2 GHz the primary band for ENG. However, this band will have some level of STL and ICR activity for the foreseeable future due to its long haul propagation characteristics.

The trend to using 2 GHz for ENG with its better propagation characteristics at 2 GHz as a choice over the other bands means stations have to install fewer ENG receive locations in their service area. Path lengths up to 50 miles can be operated reliably and under optimum conditions, including low humidity, path lengths up to 100 miles may be possible. Since it is not cost effective to equip a field truck and several ENG receive sites for multiple band operation, 2 GHz seems to have been the logical choice.

What this has meant in many markets is intense competition for the seven primary 2 GHz channels (1.9 through 2.1 GHz ) and for the three channels at 2.4 GHz These are not available for broadcast use in some markets, and are shared

with other users in markets where they are available. This factor has contributed to the rise in frequency coordinating committee formation and activity.

Stations having 2 GHz STL's have been, for the most part, open to suggestions to relocate to 7 or 13 GHz in some cases for several reasons. First, they may themselves be involved in 2 GHz ENG. Second, a fixed link in this band has a high potential risk of interference from mobile operations. Since modern TV ENG portable equipment is frequency agile, and non-technical personnel are more involved in field operations, this is a very real risk.

Coordination for ENG is being done more and more on a "real time" basis. Coverage of breaking news cannot be planned. Coupled with the limited number of 2 GHz channels, the entire subject of 2 GHz band usage and will be a controversial topic in more and more markets.

The 1984 Olympics in Los Angeles proved to be a testing ground for ideas that have been proposed and tried in several markets. The 2 GHz Microwave Subcommittee formed under the auspices of the World Broadcasters RF Committee came up with a number of recommendations and set several goals. The broadcasters of Los Angeles followed many of these recommendations and met most of the goals. The Olympics stand as a very successful page in the history of broadcast frequency coordination. Coordination of ABC's 2 GHz operations in a band that already had more users than channels was the greatest challenge the broadcasters in the market had to face.

### Suggested Operational Guidelines for TV ENG Operations

1. Form a Microwave Subcommittee. Compile a list of persons responsible for ENG technical and operational decisions at each



**Fig. 4. The KIRO-TV Chopper Seven helicopter is used for live news broadcasts and as a repeater station when needed for live ground shots. (Photos taken by KIRO-TV, Seattle, WA. Supplied courtesy of *Broadcast Engineering* magazine.)**

station. This list should contain telephone numbers good 24 hours a day, should be circulated to all stations involved in ENG operations, and should be updated as needed.

2. The Microwave Subcommittee should be a forum to devise a Home Channel Plan for the region. The purpose of this plan is to give each user a primary channel for his operation. Alternate polarization is assigned to each channel. Split channel operation should be the long range goal for the market. Every user is furnished with a copy of this plan for reference.
3. As part of this plan, each user should set a goal to become frequency, polarization, and power agile.
4. Once the Home Channel Plan has been worked out, a method of coordinating this plan in real time is needed. WEBE in Washington pioneered a hard wired ring down network between ENG control points. The SCFCC expanded on this idea and put into operation an ACSB VHF community repeater with base stations located at the control point of each ENG licensee. This ACSB system was a key part of the coordination plan for the 1984 Olympics.
5. Each licensee should set a goal to equip his ENG operation at the following level:
  - A. Mobile transmitters should be frequency agile.
  - B. Each transmitter shall have continuously variable control of output power.
  - C. Each mobile truck should ideally be equipped with an antenna with excellent sidelobe suppression of the "Silhouette" (C) type.
  - D. Each mobile truck should be capable of changing the polarity of their feed.
  - E. Each truck should have a means of identifying its test bars, and ideally be able to identify its transmissions in the vertical interval. If this latter type of equipment is employed, the ID is viewed by unlocking the vertical hold control of a video monitor. (This signal must be stripped by a processing amplifier prior to on-air broadcast!)
6. Each licensee should refrain from using audio subcarriers higher than 4.8 MHz (For programs requiring dual subcarrier audio, success has been reported using 4.6 and 4.8 MHz subcarriers together.)
7. Truck crews are instructed to never light up until they receive permission from their control point, even on their home channel.

8. Truck crews should receive careful instruction on polarity settings, using only enough power for the path involved, and in the overall operational agreements with other stations engaged in ENG activity.
9. Stations should install antennas with maximum directivity at their receive locations. Preamplifiers, and channel filters that can be switched in and out of the signal path should be employed to take best advantage of the Home Channel Plan.
10. Stations normally stay on their home channel. They use the ENG control point communication system to request different channels for extra activity, to eliminate inevitable adjacent channel interference during some operations, or for paths that conflict on their home channel with Inter City Relay (ICR) links, or STL's. The request is made of the station who is assigned the desired channel as its Home Channel.

## THE BENEFITS OF COORDINATION FOR MICROWAVE USERS

### The 7 GHz Band

The 6.875 to 7.125 GHz band of ten channels is typically used for STL's and ICR's. Some use for remote pickup (RPU) has taken place and it has proven to be very satisfactory.

The bulk of all STL's throughout the country are in this band. There is some shared activity possible in this band with common carriers in the 6.425 and 6.525 GHz range.

### The 13 GHz Band

The 12.7 to 13.25 GHz band with 44 channels (including offsets) is used also for ICR and STL activity. It is also being used more and more for low power "window" microwave to relay signals from isolated cameras in and out of the studio. (Fig. 1) This band is shared with the cable television relay service (CARS) and with private operational fixed service users on a co-equal basis. The chief liability of this band (and any microwave band at approximately 8 GHz or higher) is degradation due to rain and snow attenuation. Careful engineering is required to insure uninterrupted service, particularly for fixed links.

### General Equipment Considerations

Visual microwave transmitter power in the broadcast auxiliary service runs from about 0.1 through a maximum of 20 watts. Antennas for fixed paths are generally parabolic, or in some

extreme cases of the "horn" type to concentrate power at a distant receiver and to recover as much of the power as possible. The use of highly directional antennas is required in the ICR and STL service to permit geographic reuse of frequencies. Horizontal, vertical, or circular polarization is used to permit further reuse, and to eliminate ghosting interference from adjacent channels, particularly in RPU service. Circular polarization in particular is helpful in reducing ghosting on relays blocked by obstructions. These obstructions may cause polarity changes that negate benefits of simple vertical or horizontal polarization.

### Temporary Operation for TV Microwave RPU

As in the aural services, temporary operation away from a station's service area without a special license is permitted for up to 720 hours or 30 days per year under Part 74.24 of the Rules. As mentioned earlier in this chapter, the Coordinator Listing compiled and maintained by the SBE can make coordination for this type of operation less painful. The coordination burden is still on the licensee who is visiting not to cause interference to the local stations. During this type of operation, the visitor uses his broadcast on-air call sign, not their Part 74 call sign. This rule is primarily designed to cover special events and should not be substituted for filing licenses. While coordinating committees do their best, for temporary operations, having a license insures co-equal status.

### Microwave Licensing Considerations

Form 313 is used to apply. Instructions are included with blank forms. A license is always required for an STL or ICR, and implies careful engineering and coordination. The FCC currently issues a "one step" Construction Permit (CP) and license. Further information on the design of microwave links can be found in "Engineering Considerations for Microwave Communications" published by GTE Lenkurt, Incorporated, Copyright 1975.

### The Benefits of Coordination for Microwave Licensees

As in the case of all Part 74 coordination, committees exist to help new and existing licensees share very limited amounts of spectrum. The move to frequency agility has made real time coordination possible for mobile operations. It mandates cooperation and sharing. In return, it allows licensees to operate their field ENG equipment and STL's with reduced risk of interference.

## INTERFERENCE AND THE PART 74 LICENSEE

Interference to a Part 74 licensee's operations may come from almost any source of RF one cares to mention. Radiation from unshielded computer cables has interfered with wireless microphone operation, for instance. On channel interference from other broadcasters can be thought of as a problem that can be solved by additional attempts at coordination, followed, if necessary, by mediation by a neutral party.

Locating the source of spurious emissions can be a real challenge. The committee can offer some advice and support when a suspected case of interference from an out-of-channel source is reported. Quite often, other stations in the market can make spectrum analyzers available to eliminate the possibility of a mixing product that is actually generated in the front end of the receiver due to an overload condition. This type of problem is common for both voice and video equipment.

Older solid state receivers are sometimes quite prone to front end overload. When an overload-prone receiver is operating at a common site with an appreciable amount of adjacent channel activity, the receiver may be rendered useless. Filtering and attenuator pads can sometimes be suggested as cures. Video microwave receivers operating with preamplifiers can overload easily as a result of proper adjacent channel operation. In such cases, a suggestion to provide a bypass switch is in order.

Committees should encourage licensees to use call letters and unit identifiers for all voice transmissions. All video ENG trucks should be able to transmit bars with ID, and ideally should be able to place ID in the vertical interval as well for identification during program transmission.

Tracking unidentified interference is not unlike detective work. For video, tuning through the on-air signals may provide a clue. If bars with no ID are seen at an ENG receive location, triangulation may be possible if the interference can be seen by two other locations equipped with steerable dishes. Trucks have been identified by reading street signs that appear in shots. Talent on other stations can sometimes be a good means of identification.

Interference to aural links can be very challenging to trace. If call letters are not being used, anything heard then becomes a clue. If a street address is mentioned, a newsroom "criss-cross" telephone directory can be used to find a telephone number at or near the address. A call to the number identifying yourself, your reason for calling, and if a taxicab or delivery truck has been there (or will be there) often works wonders.

Land mobile transmitters are sometimes designed so the final has power applied to it at all times. Any instability in the final can start it oscillating. These transmitters can sometimes migrate through many megaHertz of spectrum, almost at random. When their exciters are keyed, they return to their proper channel. Sometimes only a spectrum analyzer and a lot of patience can trace this type of problem.

Inexpensive direction finding equipment is available for VHF and UHF tracking. Some units work with any hand-held portable. For unmodulated carriers and other types of interference that are present for long periods of time, direction finding can be a very effective (though time consuming and expensive) process.

If the licensee(s) involved, even with committee guidance, are unable to locate the interference, a call to the FCC may be in order. You will be asked for all pertinent information, such as time the interference occurs, its nature, duration, and any other details you might have learned. They generally will not take interference complaints unless you can supply this information. Remember that coordinating committees and their members are never to act as police in such matters.

### Curing Interference

Dealing with the broad topic of interference cures is beyond the scope of this chapter. When committees are working to solve such problems, creativity is definitely an asset. For instance, in a case where an aural STL on an adjacent channel on a parallel path was causing interference, the cure that was tried and worked involved installing a larger dish at the transmitter. The dish was aimed slightly off azimuth from its receiver so that the receive site being interfered with appeared in a deep null of the interfering transmit antenna.

### SETTING UP A COMMITTEE: A CASE STUDY

This chapter has outlined many topics Part 74 licensees should take into consideration in their day-to-day operations in coordinated and uncoordinated environments. At this point it might be useful to look at a case study of how one market dealt with its particular set of circumstances. The market selected for this analysis is Phoenix, Arizona.

Frequency coordinating in Arizona dates back to the early 1970's when the Society of Broadcast Engineers (SBE) began to keep track on a formal basis of Part 74 license assignments in the



Phoenix area. In the late 1970's, it became apparent that frequency coordination was more than a one man job.

Lists were being updated annually, but changes were occurring weekly. Within the Phoenix market, most broadcasters were making the transition to 950 MHz microwave Aural STL operation for obvious reasons. Soon, all the frequencies in the band were in use. Out of band channels were sought. It was clear channel sharing would be impossible without detailed and accurate information.

To add to the drama, new TV stations were coming on line in the market. They had needs for studio transmitter links (STL's); transmitter studio links (TSL's) for video relay and telemetry return; channels for electronic news gathering (ENG); plus Intercity Relay (ICR) links for network affiliates and cable companies.

The situation was complicated by the proximity of the Tucson market. Phoenix's South Mountain transmitter sites have a line of sight relationship to the primary TV transmission location of the Tucson market, Mt. Bigelow, located 100 miles Southeast. The potential for mutual interference was present.

These are the circumstances under which the Arizona Frequency Coordinating Committee was formed. Organization was provided for the committee by Chapter 9 of the SBE, and funding by the Arizona Broadcasters Association. The organizational structure was patterned after the Southern California Coordinating Committee.

Officer selection is based on function and availability, but Board nominations take geographic considerations into account to insure all areas of the state are represented, as well as all types of users. Board members from television, AM, FM, and cable, are nominated and elected on that basis.

The multi-market coordination process involves the use of two main coordination contacts working with a single database. For practical reasons, a separate coordinator exists for Tucson and Southern Arizona, and one in Phoenix for Phoenix, Central, and Northern Arizona.

The philosophy governing the Coordinating Committee is one of *facilitating* coordination. It does not act as a consulting service. It does promote spectrum management and spectrum efficiency by fostering user-to-user dialogue, providing accurate record keeping, and insuring prompt dissemination of information.

The data is compiled in Phoenix on an Apple II Plus computer with dual disc drives, running a multisort database management system. This allows the integration of data for the extensive broadcast and cable use of the shared CARS band.

The coordinators rotate updated computer diskettes monthly, and share data by telephone weekly. Change in the diskettes are only made by the database manager. This is a designated duty of the Secretary-Treasurer of the AFCC. Focusing entry responsibility on one individual protects the database from the "too many cooks" syndrome.

Mailing and duplication costs are deferred by small classified ads in the AFCC Newsletter which is published monthly. We send copies of our newsletter to key personnel at the Federal Communications Commission as well as to all broadcasters and cable companies in Arizona. We also exchange newsletters with several other coordinating committees.

When asked for information, the AFCC manager gives the potential applicant data on other users of the frequency of interest. The party making the query is then expected to contact co-channel and adjacent channel users as appropriate to determine if specific objections to sharing exist. The database manager will point out possible problems, and may suggest an alternative frequency if the primary channel suggested cannot be coordinated. If the potential user is at a loss to determine a frequency that suits his needs and causes no interference, the database manager assists in selecting one.

Users of A, B, and D band microwave channels send a letter to the Committee informing it of their plans to use a specific frequency, with copies of the letter to all other users of the band in the region. The Committee publishes the data in the master list and the Newsletter. Specific objections are discussed by the users at the AFCC meeting, or on a one-on-one basis between users.

FCC releases and BROADCASTING magazine are scanned regularly to determine any new or potential licensees who may begin to operate in the state. The new broadcaster is sent a letter about the AFCC, and stressing the importance of frequency coordination. This letter also gives details on contacts to accomplish coordination.

All broadcasters and cablecasters in the state are updated on available coordination information on a monthly basis. Meetings are held ten times a year in Phoenix to provide a regular forum for the discussion of issues related to coordination and interference, or coordination problems that have arisen since the last meeting. The month of the NAB convention and December are the dark months for meetings.

Annual elections are held for the officers and the board. No limits to tenure of service are employed. In accordance with the bylaws, nominations are tendered at the November meeting and elections are held in January. With the concurrence of a majority of the membership,

the Committee may comment to the FCC on matters directly or indirectly related to Part 74.

## OPERATION GOLDEN RULE

The SBE National Coordinating Committee has an ongoing educational program on coordination named Operation Golden Rule. Its purpose is to make non-engineering broadcast management aware of the vital importance of coordination to their operations, and to promote the simple but effective idea that the original Golden Rule expresses the best ideals of coordination.

The theory behind this approach is simple. Since so many routine operations are now accomplished by non-technical personnel, and the usual top management at stations is non-technical, we must raise awareness concerning coordination, or our best technical efforts may be meaningless.

## GOALS OF THE SBE NATIONAL FREQUENCY COORDINATING COMMITTEE

1. To identify persons willing to act as local data base administrators in light of the FCC's rewrite of Part 74.24 of the Rules. (The Commission requested persons wishing to act as coordinators make themselves known so licensees could utilize the 30 day/720 hour rule effectively, and operate without causing interference to licensees in the area they are visiting.)
2. To publish a listing of these individuals and circulate it widely throughout the Industry to supplement the FCC's stated goal under 74.24.
3. To facilitate exchange of ideas among regional coordinating bodies.

4. To ascertain problems pertaining to coordination and work to solve them.
5. To increase awareness in non-engineering management of the importance of frequency coordination as an essential "back stage" activity to all of broadcasting through an informational campaign, OPERATION GOLDEN RULE.


So far, the SBE NFCC has identified over 80 individuals throughout the 50 states, and Puerto Rico who have volunteered for this important work. It has worked with entities such as the National Political Frequency Coordinating Committee and the World Broadcasters RF Committee on various aspects of successful coordination for the political conventions and the Olympics. The NFCC has supplied Comments to the FCC on important Industry issues such as the microwave Docket where we helped make the case that the 2 and 7 GHz. TV ENG bands should not be opened to non-broadcast licensees and the channel splitting docket that we hope will allow more efficient use of the very limited number of voice channels in Part 74.

Through space in management oriented publications such as *Broadcasting*, appearances before Industry management groups, the GOLDEN RULE effort has helped promote cooperation at all levels within Part 74 activity.

The SBE considers frequency coordination to be a key Chapter activity in regions where no other body exists to facilitate licensee-to-licensee contact regarding Part 74.

## MORE INFORMATION

For more information on Operation Golden Rule, an up to date list of coordinators, or additional questions on coordinating committees, contact the Society of Broadcast Engineers, P.O. Box 50844, Indianapolis, Indiana 46250.



CHAPTER 17  
MINNEAPOLIS/ST. PAUL  
SOCIETY OF BROADCAST ENGINEERS

**RPU, STL, TSL AND OTHER AUXILIARY BROADCAST SERVICES  
FREQUENCY COORDINATION PROJECT REPORT FORM**

Station Call or Corporate Name: \_\_\_\_\_  
 Street Address: \_\_\_\_\_  
 City: \_\_\_\_\_ State: \_\_\_\_\_ Zip: \_\_\_\_\_  
 Contact Person: \_\_\_\_\_ Title: \_\_\_\_\_  
 Phone Number: \_\_\_\_\_ Extension: \_\_\_\_\_

Please answer the following questions as accurately as possible. If you are unsure of some information, try to locate that information on your FCC Instrument of Authorization, or leave it blank. If you have more than one service to report, please photocopy this form as many times as you need, or call any member of the Committee for more.

**1** TYPE OF SERVICE (Circle one):  
 REMOTE PICKUP STUDIO-TRANSMITTER LINK TRANSMITTER-STUDIO LINK AUXILLIARY OTHER

**2** CALL SIGN OF SERVICE:

**3** OPERATING FREQUENCY: \_\_\_\_\_ FREQUENCY #2 (If so equipped): \_\_\_\_\_

**4** TYPE OF EMISSION:

**5** CONFIGURATION (Circle one): MONAURAL DUAL MONAURAL STEREO (Composite)

**6** TRANSMITTER OUTPUT POWER: \_\_\_\_\_ Circle one: WATTS dBm

		TRANSMITTER			RECEIVER		
<b>7</b> LOCATION:	North Latitude:	°	'	"	°	'	"
	West Longitude:	°	'	"	°	'	"
<b>8</b> TYPE OF ANTENNA/dB GAIN/°AZIMUTH:							
<b>9</b> POLARIZATION (Circle one):	Horizontal	Veritcal	CP	Horizontal	Vertical	CP	
<b>10</b> ANTENNA HEIGHT ABOVE GROUND:	feet			feet			
<b>11</b> GROUND HEIGHT ABOVE MEAN SEA LEVEL:	feet			feet			

**12** DESCRIBE ANY SPECIAL CONDITIONS OR ADDITIONAL INFORMATION:

Now just fold and mail! THANK YOU!

Form FCPR-1-83

Sample database questionnaire submitted by SBE Chapter 17.

ARIZONA FREQUENCY COORDINATING COMMITTEE  
 LISTING OF BROADCASTING/CABLE DATA BY FREQUENCY-D1  
 AS OF: JAN FEB MAR APR MAY JUN JULY SEP OCT NOV DEC 1984

FREQUENCY (MHZ)	FCC ID EMISSION	LICENSEE/ID FREQUENCY USE DATE E/U	RECEIVER COORDINATES REMARKS 1	TRANSMITTER COORDINATES REMARKS 2	DIND AZIMUTH	POLAR POWER (W)	REC #
450.450	WBJ-981 100F3	KTSP-TV, CH 10, PHOENIX RPU-BASE STATION U 11/11/83	N 33 20 02 W 112 03 42	N 33 20 02 W 112 03 42	--ND-- N/A	VERT. 75.0	145
450.450	WHE-761 25F3	KVOA-TV, CH 4, TUCSON AUTOMATIC RELAY STATION U 05/19/83	N 32 24 56 W 110 42 49	N 32 24 56 W 110 42 49	--N-- N/A	VERT. 75.0	146
450.4875	WQA-984 16F3	KNIX-AM/FM, TEMPE AUTOMATIC RELAY STATION U 03/21/83	N 33 19 58 W 112 03 53	N 33 19 58 W 112 03 53	--ND-- N/A	VERT. 90.0	147
450.500							
450.5125	KIW-877 25F3	KGUN-TV, CH 9, TUCSON AUTOMATIC RELAY STATION U 05/19/83	N 32 12 48 W 111 00 20	N 32 12 48 W 111 00 20	--ND-- N/A	VERT. 75.0	148
450.550	APPLIED	KDTU-TV, Ch 18, TUCSON AUTOMATIC RELAY STATION E 03/17/84					149
450.550	KON-241 50F3	KHYT-AM, TUCSON AUTOMATIC RELAY STATION U 05/19/83	N 32 10 46 W 110 54 55	N 32 10 46 W 110 54 55	--ND-- N/A	VERT. 100.0	150
450.550	KBH-744 50F3	KOY-AM, PHOENIX AUTOMATIC RELAY STATION U 01/07/83	N 33 27 30 W 112 04 24	N 33 20 06 W 112 03 39	--ND-- N/A	VERT. 75.0	151
450.5875	KIV-89 25F3	KGUN-TV, CH 9, TUCSON RPU-BASE STATION U 05/19/83	N 32 14 49 W 110 58 38	N 32 14 49 W 110 58 38	--ND-- N/A	VERT. 25.0	152
							153

Sample database printout for the 450 MHz band.

## Consultant Services: When and How to Use Them

Alan E. Gearing, P.E.

John F. X. Browne, P.E.

*Association of Federal Communications Consulting Engineers  
Washington, DC*

The dictionary defines a consultant as a person who gives expert or professional advice. Our complex, technologically oriented society has created the need for experts who advise on subjects requiring specialized knowledge and experience.

Broadcast applicants and licensees employ the services of consultants to assist with various aspects of the conduct of their business such as engineering, finance, legal, marketing, personnel, and programming areas. The need for these services may arise for many reasons including the unavailability of staff, the need for expertise not found in-house, or the need for additional manpower to ensure timely completion of a project. Broadcasters selecting technical consultants may be unfamiliar with the variety of services normally offered, or with the procedures for selecting and engaging such a consultant which are most likely to result in a successful relationship.

The extent of services offered by consultants ranges from evaluation and recommendation, to supervision of installation, to complete turnkey responsibilities. The types of consultants range from those handling transmission and general broadcast engineering matters to those specializing in narrowly defined areas. Examples of the latter include experts in broadcast building design and acoustics, tower design and maintenance, and telephone system planning.

The tables at the end of this chapter contain a partial listing of the types of services provided.

Table 1 includes services applicable to all types of broadcast facilities. Services specific to AM broadcast stations are listed in Table 2, and Table 3 lists services mainly applicable to FM and TV broadcast stations.

Many consultants offer services of the types listed in the tables for other communications activities in which some broadcasters may also be involved, such as:

- Instructional Television Fixed Service Systems
- Multichannel Multipoint Distribution Systems
- Satellite Up Link, Down Link, and Space Facilities
- Microwave Relay Systems
- Paging Systems
- Land Mobile Systems
- Cellular Radio Systems
- International Broadcast (Shortwave) Facilities
- Subcarrier Services
- LPTV and Translator Systems
- Remote Pickup and other Auxiliary Systems
- Fiber Optic Systems

Some of the activities engaged in by consultants may affect the public in matters of health, safety, and welfare. Therefore, various means have been used to provide some assurance to the public that practitioners have at least threshold qualifica-

tions. For example, the states and some professional organizations have established minimum qualifications for persons acting in certain professional capacities including the practice of engineering. All fifty states and the District of Columbia have engineering registration laws.

The practice of broadcast and telecommunications consulting engineering is, with few exceptions, a professional field in which most states require the practitioner to be registered as a Professional Engineer, or "PE". In most cases in fact, registration is required in order legally to represent oneself as a consulting *engineer* or as providing professional engineering services. At the present time the Federal Communications Commission does not require that filings submitted by applicants and licensees be prepared by a registered Professional Engineer.

Professional Engineers are registered or licensed through a process involving verification of educational credentials (e.g., a degree in engineering or related science), the attainment of specific engineering experience (usually a minimum of four years, post graduation) plus the passing of an examination gauging the applicant's mastery of engineering fundamentals and his or her specific field of engineering practice (usually a two-day, 16-hour written exam).

The services listed in the Tables at the end of this chapter include both those which fall within the realm of the Professional Engineer and those which may not require such certification. While the guidelines for selecting a consultant, contained in this chapter, refer to the Professional Engineer or consulting engineer, they can, and should, be used as a general guide in the selection of any type of consultant service.

Professional Engineers usually subscribe to a code-of-ethics such as those adopted by the National Society of Professional Engineers (NSPE) and the Association of Federal Communications Consulting Engineers (AFCCCE). Many engineering societies representing the various engineering disciplines also support ethical codes for their members.

These codes require a standard of professional conduct which govern the consultant's activities and his relationship with clients in areas such as:

- Advertising
- Solicitation of clients
- Conflicts of interest
- Confidentiality of client activities
- Practice in field of expertise
- Use of the work of other engineers

Copies of these representative codes of ethics may be obtained free of charge from the:

National Society of Professional Engineers  
2029 K Street, NW  
Washington, D.C. 20006

and the:

Association of Federal Communications  
Consulting Engineers  
P.O. Box 19333  
20th St. Station  
Washington, D.C. 20036

The selection of a consulting engineer does not have to be a confusing formal process. Initial contacts with prospective consulting engineers are often made by referral from communications attorneys or on the recommendations of other broadcasters. Additionally, "professional cards" in trade publications or referrals by engineering societies are sources of listings on professional practitioners.

When selecting a consulting engineer the broadcaster should discuss the following topics with the potential consultant:

- professional qualifications and registrations
- knowledge of FCC Rules and Regulations and international agreements
- expertise in the particular area of interest
- recent experience
- availability of professional staff, time and facilities
- estimated time for completion
- estimated fees or fee structure

Since individual requirements vary, the above list may not be all inclusive. As a general rule, the qualifying items may be considered to be listed in descending order of importance in the selection process. Selecting a consultant primarily on a "low bid" basis is usually not in the best interests of the broadcaster.

Once a consulting engineer has been selected for a specific project an agreement regarding the scope of work, timetables and fees is normally executed. In its simplest form this may merely be an exchange of informal letters; on complex projects, particularly those involving large scale construction, there may be a need for formalized contractual documents.

To assist the consulting engineer in the performance of his work, the client should provide any and all background material as well as earlier engineering documentation that may have been developed on the project. It is important that the client recognize that the use of such information is at the discretion of the consultant, and that a fee quoted on the basis of the validity and applicability of such data to a new project may have

to be adjusted if the data are found to be unsuitable or inaccurate. In some contexts, such as filings with the FCC, the consultant must attest to the accuracy of the data being presented and, therefore, he must have a high level of confidence in data which he did not personally generate in order to incorporate it. There may also be legal or ethical problems associated with incorporating the engineering work product of other engineers, especially that prepared by non-registered or unqualified practitioners.

Changes in technical details which may appear to be minor to the client often have major impact on the work completed by the consulting engineer. A transmitter site relocation of only a mile, for example, may involve recomputation of service areas, operating parameters, interference protections or separations, or aeronautical impact. For these reasons the client should attempt to finalize such details—with guidance from the consulting engineer—as early as possible, but especially before authorizing the completion of final reports or applications.

In many cases FCC applications must be filed before certain dates which are established by processing procedures or mandated in FCC docket actions. Since the preparation of these filings in a professional manner can require a rather lengthy time frame, the client should give the consulting engineer sufficient advance notice of such filing deadlines.

In the absence of formal arrangements to the contrary, consulting engineers do not generally assume the responsibility of monitoring FCC actions in behalf of present or former clients, to note activities (such as competitive filings, notices, or grants) which could have an impact on a client's existing or proposed facility. Such monitoring is often performed by the station's legal counsel and is also available directly from some of the computer database firms serving the broadcast industry. One way in which consulting engineers do provide such monitoring, relative to potential engineering impact, is through retainer agreements in which the client employs the consultant's services under an ongoing arrangement. The agreement usually specifies the level of services, such as FCC monitoring, that will be provided and the method of reporting to be used. In some cases, such agreements also specify that the consultant will make available a specified minimum amount of staff time which may be used over the course of the agreement to respond to the client's needs as they arise.

The client should have an understanding with the consultant regarding ownership of documentation produced by the consultant. It is common practice for the consulting engineer to retain all rights to files, drawings, reports, and other work

products. The consultant grants to the client permission to use such data for specified FCC filings and for retention as part of the station's files. Normally, the data cannot be transferred to another party, or copied and used as part of another filing, or incorporated as part of a design for another project or facility without the express consent of all parties.

When a consulting engineer is engaged there should be a clear understanding between the parties as to the scope of work and responsibilities of each, particularly if the client (broadcaster) desires to perform part of the engineering work in-house or plans to employ other consultants for portions of the project. There is a great potential for both duplicative efforts and omissions in these arrangements when areas of responsibility are not clearly defined. While the initial objective may have been to minimize the consulting engineer's time (and fees) the result could very well be the opposite.

There are some consultants offering services which are oriented to field projects, such as equipment installation, construction, and measurements. These persons or firms operate as extensions of the broadcaster's staff and usually can bring a wealth of practical experience and additional manpower that the broadcaster may not have in-house. Professional engineering certifications may not be required for these services, but the possession of an appropriate FCC Commercial Operator's license may be required if transmitter related services are performed. Any measurements made by these consultants, which will ultimately be used in connection with FCC filings, should be collected, assembled, and presented (including certifications) in an acceptable form. Coordination of these activities with the station's consulting engineer may be desirable. References concerning the qualifications and capabilities of such consultants may be obtained from the station's consulting engineer or the other referral sources listed earlier.

## CONSULTING SERVICES

The following tables show the types of technical consulting services available to broadcasters from various sources.

**Table 1: Services Applicable to All Types of Broadcast Facilities**

- Allocation studies to determine the feasibility of establishing new stations at specified communities.
- Allocation studies to determine the feasibility of improving existing facilities.

- Determination of appropriate areas where transmitting facilities may be located.
- Preparation of specifications for transmitting systems.
- Transmitter plant design and construction.
- Evaluation and recommendation of equipment for studios, newsrooms, remotes, automation.
- Studio design and construction including proper acoustics, sound proofing, lighting, heating and air conditioning.
- Design and installation of in-house telephone systems.
- Preparation of specifications for computer systems and their installation and maintenance.
- Antenna tower planning, including placement of antennas, intermodulation studies, and multicoupler and filter requirements to avoid interference.
- Tower design, erection, and maintenance.
- Structural analysis of towers and antennas.
- Design and installation of equipment for lightning protection.
- Evaluation of manufacturer's equipment bids.
- Electromagnetic interference studies to determine whether or not a proposed new or improved facility would cause interference to an existing station or to another proposed new or improved facility.
- Electromagnetic radiation hazard analyses.
- Environmental impact studies.
- Population and area service analyses.
- Determination of existing and proposed services in a particular area.
- Preparation of engineering portions of applications to the FCC for construction permits and licenses.
- Consideration of air hazard aspects, and preparation of notice to FAA, of proposed construction.
- Review of engineering proposals by other stations or applicants.
- Preparation of engineering in support of petitions to deny, or replies to petitions to deny.
- Provision of expert testimony in hearings or court proceedings.
- Field review of station facilities to determine compliance with FCC Rules, and to determine the general condition of station facilities.
- Measurement and adjustment of transmission systems to establish proper operation and compliance with FCC Rules.

- Appraisals of facilities for buyers, sellers, and brokers.
- Development of operational and monitoring procedures, including specification of test equipment.
- Analysis and design of special-purpose antennas, waveguides, transmission lines, cavity resonators, and other electromagnetic devices.
- Training of technical personnel.

**Table 2: Services Applicable to AM Broadcast Stations**

- Measurements of RF field strength relative to allocation matters.
- Design of directional antenna systems.
- Design of phasing and coupling equipment for directional antenna systems.
- Adjustment of directional antenna systems (proof of performance).
- Investigation of effects of reradiating obstacles (buildings, power lines, water towers, utility poles, irregular terrain, nearby antennas and arrays) upon antenna performance.
- Design of special filters or detuning networks which may be required.
- Investigation of electromagnetic effects of guy wires upon AM broadcast antennas and arrays.

**Table 3: Services Applicable to FM and TV Broadcast Stations**

- Study of feasibility of adding allotments to FCC Table of Allotments.
- Preparation of engineering support for petition for rulemaking.
- Review of engineering aspects of comments and providing engineering support for reply comments.
- Study of and recommendations for optimum height, power, location, and vertical and horizontal radiation pattern characteristics.
- Propagation studies, including use of alternate models and taking into account actual terrain features.
- Field strength and signal quality surveys of existing facilities.
- Preparation of specifications for antenna systems including review of manufacturer's range tests results.
- Investigation of electromagnetic effects of support towers and guy wires upon TV and FM broadcast antenna.



# Frequency Allocations for Broadcasting and the Broadcast Auxiliary Services

Michael C. Rau

*Staff Engineer*

*Department of Science and Technology*

*National Association of Broadcasters*

*Washington, D.C.*

## INTRODUCTION

This chapter provides a summary and overview of frequency allocations available for AM, FM and TV broadcast services and the assorted radio services ("auxiliary" broadcast services) that support broadcasting operations. The study of frequency allocations should begin with an understanding of the decision-making process that results in a particular frequency band being allocated for a particular purpose. Such decisions are complex; they not only involve fundamental decisions as to *location* of the service in the frequency spectrum, but also decisions as to channelization, power and antenna limitations, and technical standards which define and prevent mutual interference. These decisions are different for each broadcasting service, a reflection of the fact that each service developed independently from the others and therefore each possesses unique service and interference objectives.

Rather than delve extensively into the history behind each broadcasting allocation, only the current state of frequency allocations is presented together with expectations for the future. We begin with a short discussion on the mechanisms of frequency allocations decisions.

## HOW IS SPECTRUM ALLOCATED?

It is a fundamental characteristic of radio wave propagation that radio waves ignore political or

geographic boundaries where such boundaries are encountered. Principally for this reason, the regulation, decision-making and consideration of matters concerning the radio frequency spectrum are *federal* rather than *local* interests. Radio waves frequently cross state lines. Regulation of the radio spectrum began within the U.S. Department of Commerce's Interstate Commerce Commission (ICC) in the early 1920s, the same government agency that later came to regulate interstate trucking and "common carriage". The ICC granted the first AM broadcasting licenses. By 1927, the number of AM stations had increased to 733 and over six million radio receivers had been manufactured. However, the specific choice of location, power, and operating frequency, had, until this time, been left largely to the discretion of the broadcaster. As a result, chaos generally prevailed and interference became widespread. The federal government, therefore, formed the Federal Radio Commission in 1927. This was replaced by the Federal Communications Commission (FCC), formed pursuant to the Communications Act of 1934. From then on, and continuing today, prospective broadcast licensees *apply* for and are *granted a license* to operate on a particular frequency with a particular power at a specified location. The FCC is said to *allocate* radio frequencies which it *licenses* for use on a non-interference basis by license applicants.

Radio waves also traverse *international* political and geographic boundaries. International fre-

quency allocations decisions are made by the International Telecommunications Union (ITU), an arm of the United Nations with headquarters in Geneva, Switzerland. The ITU, like the UN, is a consortium among governments whose purpose is to propose, develop, revise and administer worldwide frequency allocation plans. Cooperation among nations is essential if interference is to be avoided and use of the spectrum maximized. There are at present over 150 member nations of the ITU. The ITU divides the world into three Regions. Region 1 is Europe and Africa; Region 2 is North and South America; and Region 3 consists of Asia and Australia. Unlike the FCC, the ITU does not directly license prospective radio operators; however, it does keep a master register of radio stations worldwide. The agency responsible for this activity is a subsidiary of the ITU, the International Frequency Registration Board (IFRB). Periodically, the FCC notifies the IFRB of the new stations or modifications in existing stations it has licensed. Other ITU member countries perform the same task.

The process for making decisions on worldwide allocations for radio services is done through international conferences called World Administrative Radio Conferences, or WARCs. The WARCs entertain proposals from member countries for worldwide frequency allocations. Through a process of give and take, decisions are made to allocate spectrum. These conferences take place at roughly twenty year intervals; the last WARC took place in 1979, and considered over 15,000 individual proposals dealing with numerous aspects of world telecommunications. The ITU also convenes Regional Administrative Radio Conferences, or RARCs, that consider allocations for each of the three ITU regions, as well as lists of planned assignments and technical standards. Typically, a RARC will develop lists of planned and assigned radio stations as well as standardized technical interference criteria used to resolve disputes among nations and enable nations to license individual stations on a non-interference basis.

Technical input for WARCs and RARCs comes from the International Radio Consultative Committee (CCIR). The CCIR considers technical matters necessary to the transmission of information by radio wave. A sister technical committee, the CCITT, considers information transmission by wire.

The CCIR is an international committee operating under the aegis of the ITU. Every four years, the CCIR publishes a revised version of its "green books," collections of technical information which can be used to plan and implement systems of broadcast allocations. The CCIR conducts technical investigations into matters such as radio wave propagation, receiver criteria, and

new communications technologies. United States input to the CCIR is administered through the Department of State, Office of International Communications Policy. Participation on CCIR committees is open to the public.

Decisions on allocations matters that are international in nature are made at WARCs with more specific technical parameters subsequently developed at RARCs. The WARC and RARC decisions, however, are left to individual nations to implement. In the U.S., the FCC and National Telecommunications and Information Administration (NTIA) are responsible for implementing international agreements to which the U.S. has assented. For the most part, international decisions only affect AM broadcasting. Since FM and TV propagation are limited to their immediate geographic areas, there is little need to seek international guidelines for FM and TV allocations, except in border areas. Still, international agreement on technical transmission standards is essential if world-wide free-flow of communications is to be guaranteed.

Radio frequency allocations occur as a result of a series of complex decisions. On the first, most basic level, large blocks of frequencies are allocated on a worldwide basis by the ITU WARC and RARC process. Exactly *which* blocks of frequencies are allocated to what particular services is determined by evaluating the many specific proposals submitted to the WARC for each frequency band. Technical input is garnered from propagation studies and engineering analysis conducted and submitted through the CCIR committee process. While blocks of frequencies are allocated worldwide, member nations retain flexibility to modify the allocation domestically so long as the nation is not in contravention with its international agreements. In the U.S., the FCC begins to implement the allocations in response to domestic needs and priorities. See Fig. 1 for a portrayal of the international allocations process.

The FCC does not need the ITU's blessing to allocate frequencies; it can also begin allocations proceedings on its own motion or in response to requests from the public, and, in fact, this is a task the Commission frequently performs. The FCC has wide latitude in specifying operational frequencies for the services it regulates. The agency can begin allocations proceedings on its own motion or in response to an industry petition for rule making. See Fig. 2 for the FCC's allocations process. The rulemaking procedure at the FCC is a complex subject in its own right. In brief, the Commission is under an obligation to provide an opportunity for the public to comment on its proposed rule changes *before* making the rule change. To do this, the FCC issues a *Notice of Proposed Rule Making* upon which members

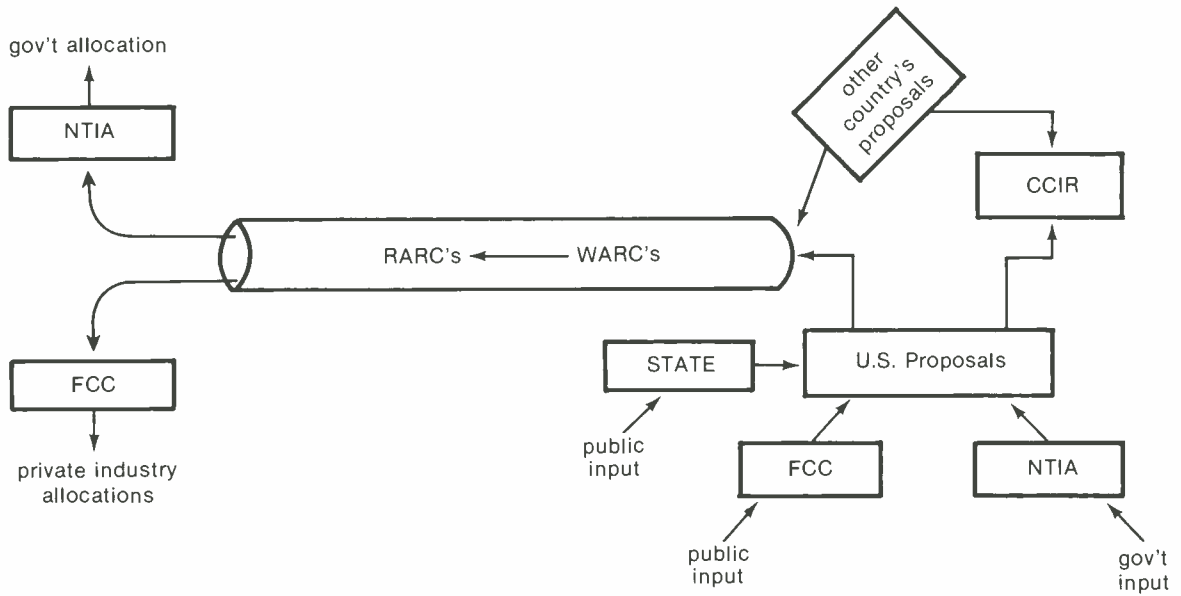


Fig. 1. The international allocations pipeline.

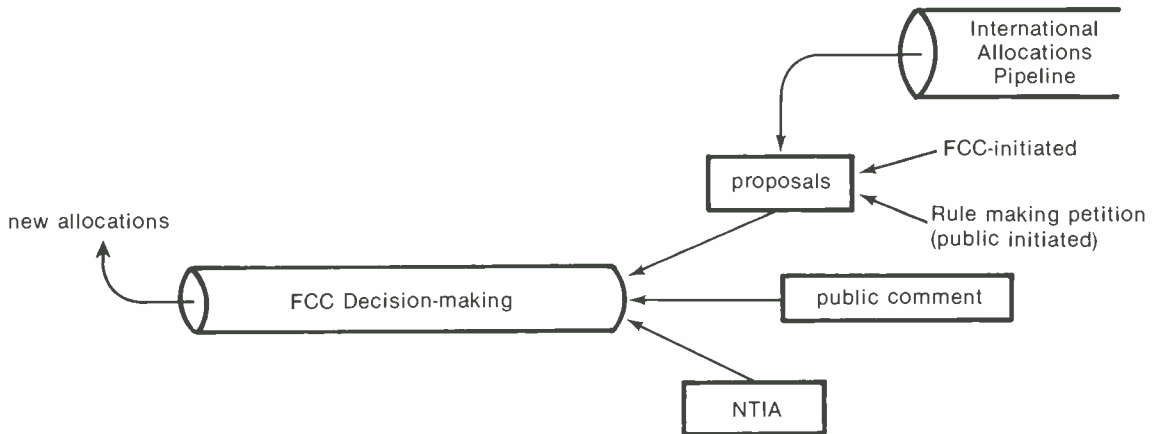


Fig. 2. The domestic allocations pipeline.

of the public can comment. There is also an opportunity for public commenters to reply to the comments of other parties. After the Commission receives comments on its *Notice*, it goes ahead and decides to either adopt its proposals or adopt slightly different proposals on the basis of the submitted comments. Sometimes the FCC's initial proposals are not adopted at all. The nature of the Commission's rule making process is described in greater detail on pages 1.1-7 to 1.1-10.

Many FCC proceedings are controversial in nature, allocations proceedings especially so. The reason is that a particular communications industry's livelihood depends in part on how much spectrum it is allocated. The FCC's allocations decisions frequently are political decisions where several industries in effect compete for a limited amount of spectrum. Or, if spectrum at a particular frequency band is relatively uncrowded, the FCC may propose to authorize sharing of this spectrum with other users. No communications

industry likes to share spectrum with a possibly dissimilar service because of the possibility of interference and the difficulty of coordinating frequency use. Because of these factors, FCC allocations proceedings consume a great deal of time and energy of the organizations, like NAB, and industries, like broadcasting, that participate in them.

From time to time there have been alternative methods proposed for allocating spectrum. These ideas usually envision the removal of the FCC as the arbiter of mutually exclusive requests for spectrum and, in its place, substituting marketplace forces where, it is contended, spectrum would be allocated to the most economically efficient user. The Commission's role would be reduced to a technical "traffic cop" of the airwaves. However intellectually appealing these ideas may be, there is considerable inertia in the present system which would have to be overcome if the current rule making procedure is to be changed.

## AM BROADCASTING FREQUENCY ALLOCATIONS

It is ironic that the oldest form of broadcasting, Amplitude Modulation, remains, after many years, technologically so complex. Neither in FM or TV broadcasting do we find allocations criteria that are so complex; AM remains the most difficult allocations system to grasp quickly and easily.

The basic band plan is shown in Fig. 3. There are 107 channels each 10 kHz wide. Over 4800 commercial and non-commercial AM stations occupy these frequencies with primary powers ranging from 250 watts to 50 kilowatts. Half of all AM stations use multi-tower directional antennas to control radiation in certain directions, for



NG128: The AM carrier may be used to transmit subsidiary signals for utility board management and other purposes.

Note 1: 1605-1705 kHz is to become available for AM Broadcasting following completion of a 1986 and 1987 Regional Administrative Radio Conference ("RARC") as well as applicable FCC proceedings.

Note 2: Channel bandwidth is 10 kHz.

**Fig. 3. AM broadcast frequency allocations:  
535-1705 kHz.**

the purpose of controlling interference and maximizing radio service. About half of all AM stations operate only during the day. At night, propagation considerations preclude many "day-timers" from operating fulltime on a non-interference basis under the FCC's current technical standards.

The details and methodology for allocating AM radio stations as well as basic design specifications for AM directional antennas is incorporated within FCC Rules, Parts 73.14 to 73.190, one of the largest sections of FCC Rules pertaining to broadcasting. A reader who is interested in further details of AM allocations criteria is referred to the relevant sections of the FCC's rules.

A brief allocations history of AM broadcasting may help to understand the current system. On April 16, 1960, the North American Regional Broadcast Agreement (NARBA) became effective in the United States. NARBA was an agreement among the U.S., Canada, Mexico, Cuba, the Bahamas, and certain other Caribbean countries. The NARBA was necessary principally because nighttime propagation on the AM broadcast band would cause interference to neighboring countries unless mutual allocations criteria and related technical standards were agreed upon and adhered to by parties to the agreement. In brief, NARBA provided for a partitioning of AM broadcast channels into three classes. The first of these are the so-called "clear" channels, on which a single high-power station was to enjoy primary access to its frequency. Clear channel stations provide service, both day and night, over wide areas, even the entire U.S. NARBA provided for 60 clear channels out of the 107 total available frequencies. Each NARBA country received a "priority" on certain clear channel frequencies. NARBA countries without a priority could still allocate radio stations provided that these stations protect the wide-area service of the dominant station in the country with NARBA priority. The clear channels were divided among the NARBA countries with the U.S. receiving a major portion of available priorities. A clear channel station operates with 50 kW night and day and is generally non-directional.

The second class of channels are the 41 regional channels. Unlike clear channels, there is no priority on any particular regional frequency; rather, all countries share these frequencies equally. The technical standards developed for regional channels allowed for (and depended upon) the design of directional antennas to protect existing stations operating on the band. Regional stations are presently limited to 5 kW day and night, often use directional antennas, and may operate daytime only. These stations may also operate with different powers day and night and perhaps with different antennas.

The third class of channels are the six local channels. On these frequencies, nearly all stations are entitled to operate with a uniform 1000 watts daytime and 1000 watts at night with non-directional antennas.

A station that operates on a clear channel was considered a clear channel station if the station was accorded Class 1 or dominant status on its frequency. Similarly, regional stations operated on regional channels and local stations operate on local channels. Each class of station engenders its own particular set of allocations criteria and technical standards. Intermixture of station classes on the various frequencies was in general not permitted; there were, however, different *types* of operations on clear and regional channels, in particular: on the clear channels, daytime-only stations were permitted which did not cause daytime interference with the clear channel station on the frequency. Daytimers are permitted on the regional channels but are not found on local channels. And some clear channel frequencies have dual priorities and are therefore shared.

But NARBA is now obsolete; although many of the agreements continue to underlie the U.S. system of AM allocations. In 1981, a Region 2 RARC was held in Rio de Janeiro which developed a plan for further broadcasting use of the AM spectrum. The NARBA classification system was modified to allow any class of station to operate on any AM frequency and receive protection from interference. The proposed AM station need only comply with applicable interference protection criteria for its class of station.

Today, the clear channels are being broken down to permit the authorization of additional stations. Clear channel stations now are protected only for approximately 750 miles at night.

As of this writing, the AM band is scheduled to be "expanded" from 1605 to 1705 kHz. A RARC will convene in 1986 and again in 1988 to develop a plan for broadcasting use of this spectrum. This RARC will require a vast amount of necessary technical work. Much of this work is now being performed at the FCC.

## FM BROADCASTING ALLOCATIONS

FM Broadcast Allocations are quite different from AM. It is much more a strictly domestic U.S. matter and less of an international matter; there have been no RARCs dedicated exclusively to FM matters. While U.S.-Canadian and U.S.-Mexican bilateral agreements remain necessary, they exist primarily to equitably allocate permissible FM broadcast locations on either side of the border and to agree on applicable transmission

standards. Technical standards are also agreed upon in order to insure system compatibility.

The basic FM band plan is shown in Fig. 4. FM broadcasting uses frequencies from 88 MHz to 108 MHz. There are 100 available channels each 200 kHz wide. Most non-commercial broadcasting is concentrated at 88-92 MHz (20 channels) with the rest of the band used for commercial purposes.

Commercial FM allocations have recently undergone a significant change. In June 1983, the FCC terminated a lengthy Rule Making proceeding which modified the domestic allocations criteria for FM broadcasting. The title of this proceeding was BC Docket No. 80-90; "Modification of FM broadcast station rules to increase the availability of commercial FM assignments". Prior to Docket 80-90, the FCC authorized three classes of FM stations. Class A stations were designated to operate on 20 exclusive channels. They have a service radius of approximately 15 miles, operate with a maximum height-above-average-terrain (HAAT) of 300 feet, and use a maximum effective radiated power (ERP) of 3 kW. Class B or C stations operate on the remaining 60 channels. Whether a station is designated Class B or C depends on where in the U.S. it is located. Class B stations have approximate service areas of 40 miles and are located in FCC Zones I and I-A. Zone I is the northeast U.S. extending south to the Virginia-North Carolina border and west to the Mississippi River. Zone I-A is a portion of southern California, plus Puerto Rico and the Virgin Islands. Class B stations operate at a maximum ERP of 50 kW at 500 feet HAAT. Class C stations have the largest FM facilities authorized by the FCC and Class C stations can operate with up to 100 kW at 2000 feet



### Allocations Notes:

- NG 2: Facsimile stations may be authorized at 88-108 MHz.
- NG 128: Permits use of FM baseband for subsidizing communications purposes.
- NG 129: In Alaska, 88-100 MHz is also allocated to the fixed service on a secondary basis.
- US 93: 108 MHz may be used for VOR test facilities on a non-interference basis to FM Broadcasting.

Fig. 4. FM broadcast frequency allocations: 88-108 MHz.

HAAT, for service areas of approximately 57 miles. Class C stations operate in FCC Zone II (the rest of the U.S. that is not Zone I or Zone I-A). FM stations that elect to operate at a HAAT above maximum are required to reduce their ERP to keep their designated coverage areas within the FCC's prescribed limits.

The use of FM channels is governed by the FM "Table of Assignments" found in Section 73.202 of the FCC's rules. The table lists all communities in which FM stations are operating, or may operate, and the channel on which they must transmit. The placement of FM radio stations is initially determined by applicable technical standards. For FM, these standards are the required minimum distance separations between, for example, two co-channel FM transmitter sites. First, second, and third adjacent channel mileage separations are also specified.

In 1983, however, much of the pre-existing FM allocations criteria such as station classes, permitted zones, and mileage separations were changed with the new rules adopted in Docket 80-90. Without changing the basic Table of Assignments concept, Docket 80-90 amended the Commission's rules to:

1. Allow Class A stations on Class B or C channels;
2. Create a new type of Class B FM station, Class B1. This class is allowed to operate in Zones I and I-A. With an expected service area of 28 miles, a permitted maximum ERP of 25 kW at 100 meters (328 feet HAAT); and
3. Create two new types of Class C stations, Class C1 and Class C2 to operate in Zone II. Class C1 stations have an expected service area of 45 miles with an authorized maximum ERP

#### Station Classes

Station Class	Maximum Facilities kW & m. (ft.)	Permitted Zone	Service Radius km. (mi.)	Field Strength mV/m (dBu)
A	3 & 100 (328)	1&2	24 (15)	1.0 (60)
B1	25 & 100 (328)	1	45 (28)	.7 (57)
B	50 & 150 (492)	1	64 (40)	.5 (54)
C2	50 & 150 (492)	2	52 (32)	1.0 (60)
C1	100 & 300 (984)	2	72 (45)	1.0 (60)
C	100 & 600 (1968)	2	92 (57)	1.0 (60)

#### MINIMUM DISTANCE SEPARATION REQUIREMENTS in kilometers (miles)

Relation	Co-channel	200 kHz	400/600 kHz	10.6/10.8 MHz
A to A	105 (65)	64 (40)	27 (17)	8 (5)
A to B1	138 (86)	88 (55)	48 (30)	16 (10)
A to B	163 (101)	105 (65)	69 (43)	16 (10)
A to C2	163 (101)	105 (65)	55 (34)	16 (10)
A to C1	196 (122)	129 (80)	74 (46)	32 (20)
A to C	222 (138)	169 (105)	105 (65)	32 (20)
B1 to B1	175 (109)	114 (71)	50 (31)	24 (15)
B1 to B	211 (131)	145 (90)	71 (44)	24 (15)
B1 to C2	200 (124)	134 (83)	56 (35)	24 (15)
B1 to C1	233 (145)	161 (100)	77 (48)	40 (25)
B1 to C	259 (161)	193 (120)	105 (65)	40 (25)
B to B	241 (105)	169 (105)	74 (46)	24 (15)
B to C2	241 (150)	169 (105)	74 (46)	24 (15)
B to C1	270 (168)	195 (121)	79 (49)	40 (25)
B to C	274 (170)	217 (135)	105 (65)	40 (25)
C2 to C2	190 (118)	130 (81)	58 (36)	24 (15)
C2 to C1	224 (139)	158 (98)	79 (49)	40 (25)
C2 to C	249 (155)	188 (117)	105 (65)	40 (25)
C1 to C1	245 (152)	177 (110)	82 (51)	48 (30)
C1 to C	270 (168)	209 (130)	105 (65)	48 (30)
C to C	290 (180)	241 (150)	105 (65)	48 (30)

Fig. 5. FM allocations technical standards.

of 100 kW at 300 meters (984 ft.) HAAT. The service area of a Class C2 station will be 32 miles with an authorized maximum power of 50 kW ERP at 150 meters (492 ft. HAAT). FM allocations standards are summarized in Fig. 5.

Further, Docket 80-90 provided that *existing* Class B or C FM stations *not* operating with maximum facilities will be required to upgrade their facilities within 3 years, (March 1, 1987) or be reclassified to a lower class based on their existing facilities.

After the FM allocations rules were changed in Docket 80-90, it was necessary for the Commission to establish procedures which would allow applicants for new FM stations to take advantage of the new rules. Since the FM Table of Assignments concept was preserved, any new FM allocations that became available through Docket 80-90's rule changes had to be incorporated in the FM Table. The Commission believed that a flood of such petitions to amend the Table would descend unless amending the Table could be done in an organized, step by step fashion. Accordingly, using the FCC's computer resources, the Commission elected to propose a mass modification of the FM Table, using expressions of interest in new radio stations it had solicited from interested parties several years earlier. Initially, approximately 700 locations were proposed. It is expected that the process of proposing new allocations, allowing for public comment, and, finally, accepting applications will continue for some time.

Further changes in FM allocations are not envisioned in the near future, at least until we see the result of Docket 80-90.

### TELEVISION BROADCASTING ALLOCATIONS

There are several different bands used for broadcast television stations. The low-VHF band comprises TV channels 2 to 4 (54 MHz to 72 MHz) and channels 5 and 6 (76 MHz to 88 MHz). The high-VHF band comprises TV channels 7 through 13 (174 MHz to 216 MHz). The UHF band is comprised of TV channels 14 through 69 (470 MHz through 806 MHz). Technical standards for TV stations are given in Fig. 6. A diagram of frequency allocations is given in Fig. 7.

Like the case for FM broadcasting, full power TV allocations are governed by a Table of Frequency Assignments located in Part 73.606 of the FCC Rules. Requests for modification of the Table are made by petitioning the FCC; such requests must comply with applicable mileage separation criteria which serve to prevent mutual interference. Generally speaking, few, if any, VHF allotments are available. There are, however, a number of vacant UHF channels that remain scattered throughout the U.S. Low Power Television Stations (LPTV) are not allocated according to a predetermined table. Rather, these stations operate on a strictly secondary, non-interference basis with full power TV stations

Channel	Maximum Visual Effective Radiated Loss	Grade A (dBu)	Grade B (dBu)
2-6	20 dBk (100 kW)	68	47
7-13	25 dBk (316 kW)	71	56
14-69	37 dBk (5000 kW)*	74	64

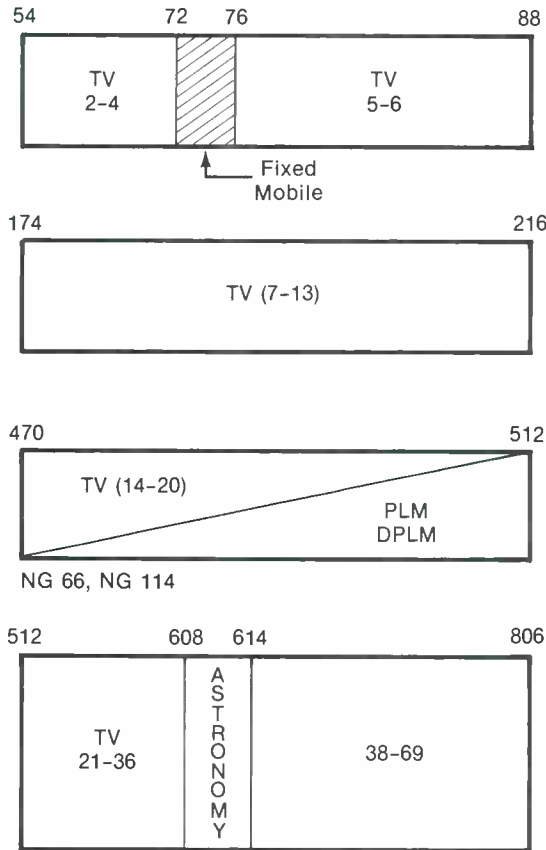
\* 30 dBk within 250 miles of the U.S./Canadian Border.

#### Basic Mileage Separations\*

	— Co-Channel		Adj. Channel	
	Channels	Channels	2-13	14-64
Zone 1	2-13	14-69	60	55
Zone 2	170	155	60	55
Zone 3	190	175	60	55
	220	205	60	55

\* There are other "taboos" which may or may not preclude a particular television station from operating in a particular location. See FCC Sec. 73.698.

Fig. 6. Television broadcast allocations technical standards.



Allocation Notes:

- NG 66: Permits PLM sharing with UHF-TV in certain markets.
- NG 114: Ch. 17 is allocated to certain PLM services along the Gulf Coast offshore of Louisiana.

Fig. 7. Television broadcast frequency allocations.

wherever they can be located. Technical standards governing the establishment of LPTV stations are given in subpart G of part 74 of the FCC's Rules.

Aside from establishment of the LPTV service, there has been little change in the allocation of television broadcast stations over the past several years. The last major change was the reallocation of channels 70 through 83 from TV to the Land Mobile radio services in the early 1970s. At that time, sharing of UHF channels 14-20 with land mobile radio services became permitted in certain markets. Such efforts to achieve reallocation of UHF spectrum continue and must be studied carefully by broadcasters.

In August 1984, for example, the Los Angeles County Sheriff petitioned the FCC to reallocate channel 19 in Los Angeles for land mobile communications. Many studies have been conducted which portray the land mobile industry as one suffering from severe spectrum congestion and hence requiring additional spectrum. Public safety

land mobile agencies claim that reallocation of additional spectrum would assist their communications capability to the extent of saving lives and property. On the other hand, a FCC Field Operations Bureau study, completed in the summer of 1984, indicates that many of the available land mobile channels in Los Angeles are lightly loaded, if they are used at all. And several organizational and technology implementation studies (the *Hatfield Reports*) have shown that the Los Angeles County Sheriff can meet his existing needs as well as plan for future growth by strategically employing modern narrowband (Amplitude Companded Single Sideband or ACSB) communications systems. On still another hand, in 1983 the FCC completed a broad-based study evaluating land mobile's need for additional spectrum; this report concludes that additional spectrum is necessary by the year 1990 and that a likely source lies in the domain of UHF Television: generally the first place land mobile's industries look to expand their use of frequencies.

Even further, in June of 1985 the FCC proposed reallocation of certain UHF channels in eight of our largest markets. A technical advisory committee consisting of broadcast and land mobile representatives has been formed to address the complex technical questions.

In any event, the debate goes on and there will undoubtedly be further studies and additional rhetoric. One indicator of the seriousness of this matter is that the Commission's *Notice of Proposed Rule Making* responding to the L.A. Sheriff's request for channel 19 spectrum in Los Angeles mysteriously raised the spectre of modifying the license of the channel 18 adjacent TV station, which, by operating at full power, might preclude the sheriff's use of channel 19. It will be interesting to see how TV-Land Mobile allocations in Los Angeles are changed, if they are at all, in the near future.

### AUXILIARY BROADCAST SERVICES

Broadcasters use auxiliary broadcast services for a multitude of essential purposes. With recent deregulation, the number of potential uses is growing rapidly. Yet, while there has been steady growth in the number of AM, FM and TV stations, there has not been a corresponding growth in the allocated frequencies for auxiliary services; in many broadcast markets, these frequencies are congested and the prospect for further growth is unlikely, if not impossible; at least with current technical standards. Pressure from competing radio services, such as private, land mobile, government, cable and other services, makes it unlikely that, in the future, additional spectrum for auxiliary services will be allocated.



Still, in many small to medium markets, demand for auxiliary facilities is less and plenty of auxiliary spectrum is available for radio and TV broadcasters.

It is imperative that broadcasters make efficient use of the spectrum we have now. To do this, it is first necessary to understand what spectrum is allocated and available and how it is used; what portion of available spectrum is at present most controversial and why; the extent that cost efficient technology can alleviate existing spectrum shortages and assist broadcasters; and recent FCC rule changes of a procedural or policy nature that impact on auxiliary spectrum use.

### Radio Broadcasting Auxiliary Allocations

Radio stations use auxiliary broadcast facilities for studio-to-transmitter links (STLs), remote pickup units (RPUs) and on occasion, intercity relay links (ICRs). STLs carry the live on-the-air programming, remote metering, control telemetry, and any subsidiary communications from the studio location to the actual broadcast transmitting facility. STL stations are operational whenever the broadcast station is on the air, often for a full 24 hours. RPUs are mobile or portable facilities that are also used to transmit live on-the-air programming from a temporary remote location, such as a shopping center or football game, to the station's studio facilities for taping, for later rebroadcast, or for on-the-scene-reports incorporated into the actual on-going live broadcast. Radio stations typically have several RPUs that may be licensed to one or more frequencies. ICR stations are used to circumvent obstacles in an otherwise clear path from the studio to the transmitter. ICRs aid the broadcaster's capability to relay programming from studio location to transmitter site, even though the terrain and buildings in between do not allow a clear path. In these cases, the ICR generally is located on the highest point on the path between studio and transmitter. Typically, ICRs transmit on different frequencies than they receive; however, recently the Commission has authorized use of microwave "boosters" which receive and retransmit on the same frequency. Because STLs, RPUs and ICR stations frequently, if not always, carry live on-the-air programming, they must be protected from undesired interference from other telecommunications allocations which may be sharing their frequencies or operating in adjacent spectrum. Absent such protection, interference received by operating STL stations can impair programming intended for reception by the general public. Moreover, any interference or interruption to the STL transmission, or RPU or ICR transmission, can be immediately present on the actual broadcast and would therefore be present

everywhere within the broadcast station's service area. In the case of STLs, proper operation is so critical to the technical integrity of the broadcast, that many stations purchase and erect hot stand-by STL stations which immediately begin transmitting (on the same frequency) if the main STL fails.

In November 1984, the FCC significantly revised its radio broadcast auxiliary frequency allocations to permit the *optional* use of narrow band technologies in the Broadcast Remote Pickup Service. The Commission's goal was to foster spectrum efficiency in a flexible manner; broadcasters and equipment manufacturers who wanted to operate narrowband equipment, the Commission believed, should not be precluded from doing so by rigid FCC rules.

In December 1984, the FCC allocated additional spectrum for radio STLs and ICRs. In brief, the new spectrum is expected to relieve much of the congestion at STL frequencies in many markets as well as provide for future growth. Additionally, spectrum at 18 GHz is now available for aural STL purposes.

Here is a brief summary of existing and new frequency allocations for radio broadcast auxiliary services.

1. **1605-1705 kHz:** There are three channels in the band available for mobile remote pickup broadcast stations: 1606, 1622 and 1646 kHz. At 1606 kHz, use is subject to the condition that no harmful interference is caused to the reception of AM stations operating on 1600 kHz. Maximum operating power for these frequencies, like other auxiliary bands, is limited to that power. The entire band, is subject to

1605	1615	1625	1705
Aux	Aux	Aux	
Plm	Plm	Plm	
480,US221	480,US237	480,US238	

#### Allocation Notes:

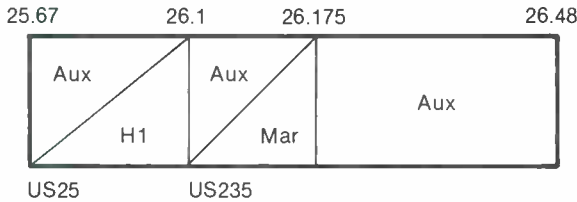
480: Use of 1605-1705 kHz is subject to a 1986 and 1987 RARC (AM Broadcast Band Expansion.)

US221: Use of 1605-1615 kHz is limited to distribution of Traveler's Information stations ("TIS"), operating at 1610 kHz.

US237, US238: At 1615-1625 kHz, Radiolocation services are primary until the 1985 RARC.

Available Frequencies: 1606, 1622, and 1646 kHz, subject to operation on a non-interference basis with other services.  
Bandwidth is 10 kHz.

Fig. 8. Radio broadcast auxiliary services: 1605-1705 kHz.



Allocation Notes:

US25: No interference to high-frequency broadcasting.  
 US235: These frequencies have yet to be implemented by the Maritime Mobile Services and their use may be modified by future RARCs.

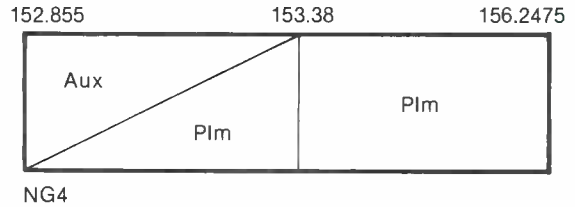
Available Frequencies:

- 25.87, 25.91, 25.95, 25.99, 26.03. Maximum bandwidth is 40 kHz.
- 26.07, 26.09, 26.11, 26.13, 26.15, 26.17, 26.21, 26.23, 26.25, 26.27, 26.29, 26.31, 26.33, 26.35, 26.37, 26.39, 26.41, 26.43, 26.45, and 26.47 MHz.

**Fig. 9. Radio broadcast auxiliary services: 25.67-26.48 MHz.**

modification at a 1986 Regional Administrative Radio Conference (RARC), which will consider the establishment of technical standards for AM broadcasting at 1605-1705 kHz. Also, at 1610 kHz, many local government entities operate Travelers' Information Stations (TIS). See Fig. 8 for a summary.

- 25.67-26.48 MHz:** There a total of 25 frequencies available in this band for use by remote pickup broadcast stations. All are subject to the condition that no interference is caused to high frequency broadcasting, primarily at night. Some of these frequencies are shared with the Maritime Mobile Services; but, as yet, this service has not been implemented. These frequencies are also subject to other fixed station uses which may be established at future RARCs. Bandwidth is 20 kHz except at 25.87-26.03 MHz were the allowable bandwidth is 40 kHz. See Fig. 9 for a summary of allocations at these frequencies.
- 153 and 161 MHz:** In November 1984, the FCC split available spectrum into 5 kHz segments beginning at 152.8575 MHz and ending at 153.362 MHz. These segments may be stacked to form a channel which may be assigned for use by broadcast remote pickup stations. Frequencies are allocated provided no interference is caused to other services. Also, many frequencies will not be licensed to network entities, and will not be authorized to new stations for use on board aircraft. Similarly, the frequencies at 160.8625-161.3975 MHz and 161.6275-161.7725 have been split into 5 kHz segments and are also available for stacking. The maximum authorized bandwidth is 30 kHz. The first set of frequencies are only



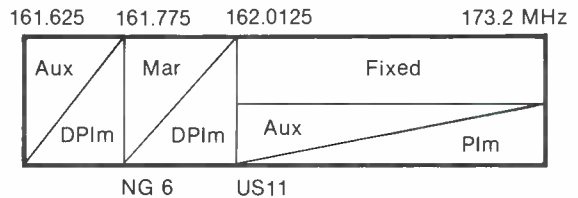
Allocation Note:

NG4: Limits available frequencies to 152.84-153.38 MHz

Available Frequencies:

152.8575-153.362 MHz. (at intervals of .005 MHz "stackable" to a maximum authorized bandwidth of 30 kHz.) Provided no interference is caused to PLM services; not licensed to network entities; and not licensed for use on aircraft.

**Fig. 10. Radio broadcast auxiliary services: 152.855-156.2475.**



Allocation Notes:

US11: Available Frequencies are limited to 166.25 and 170.15 MHz in certain areas.  
 NG 6: Some DPLM services may operate between 159.51 and 161.79 MHz, but cannot interfere with AUX services. New DPLM services will not be authorized.

Available Frequencies:

- 161.6275-161.7725 MHz; (available at .005 MHz intervals "stackable" to a maximum authorized bandwidth of 30 kHz.) Not available to "network entities".
- 160.8625-161.3975 MHz; (available only in Puerto Rico and the Virgin Islands. Available at .005 MHz intervals "stackable" to a maximum authorized bandwidth of 30 kHz.)
- 166.25 and 170.15 MHz; see FCC Rules Sec. 74.402(e)(8). Maximum channel bandwidth is 25 kHz.


**Fig. 11. Radio broadcast auxiliary services: 161.625-173.2 MHz.**

available for assignment in Puerto Rico or the Virgin Islands, and may be shared with certain Land Mobile Services; the second set of frequencies are not available in Puerto Rico and the Virgin Islands, but may be shared in certain areas with Land Mobile radio services. See Figs. 10 and 11 for a summary of the band plan at these frequencies. Broadcasters contemplating operation in this band are urged to consult the latest FCC rules. This particular band seems to be susceptible to quick change in applicable regulations.

4. **450 MHz and 455 MHz:** Frequencies in the UHF band have also been split and are available for stacking. Operating frequencies occur every 5 kHz from 450.0275 MHz to 450.6225 MHz and from 455.0275 to 455.6225 MHz. Maximum authorized bandwidth is 50 kHz. However, some segments in this frequency band are partitioned into 25 kHz segments which also may be stacked to form a wider channel. These segments are shown in Fig. 12.
5. **942-952 MHz:** In the past, this spectrum has been quite controversial for radio broadcasters. Prior to November 1984, only half—947-952 MHz—was actually allocated for radio STLs on a primary basis. The lower half, 942-947 MHz, belonged to a land mobile reserve pool of frequencies that had yet to be implemented by that service.

In the early 1970s as part of a massive restructuring of radio spectrum to accommodate the long term needs of the land mobile services, available STL spectrum was halved from 942-952 MHz to 947-952 MHz. STLs that operated there at that time continue to do so today; they are permitted continued renewal of their licenses pending a decision as to their disposition through a future FCC Rule Making proceeding. That rule making proceeding began on June 23, 1982 when the FCC adopted *Notice of Proposed Rule Making* in General Docket No. 82-335. The Commission brought together a number of different proposals for the disposition of STLs operating below 947 MHz that had accumulated during the ten years or so since the band was halved. In 1976, NAB petitioned the FCC to reallocate 942-947 MHz for all STL stations on a primary basis. Another petition, filed by Moseley Associates, a manufacturer of STLs, proposed permitting broadcast STLs to operate on a secondary non-interfering basis within unassigned UHF television channels. Docket 82-335 also included a tentative decision in two previous FCC proposals (1) to allow STL stations to operate in the band 2150-2160 MHz; and (2) to allow STL stations to operate at 2110-2113 MHz. Both of these proposals envisioned sharing spectrum with other fixed users; the Commission suggested that the latter two of these proposals be abandoned, chiefly because spectrum congestion precluded extensive STL frequency/path availabilities.

But the essence of Docket 82-335 proposed to permit STLs to access spectrum at 2130-2150 MHz and 2180-2200 MHz. Broadcasters now operating STLs below 947 MHz would be required to move to the new frequencies within five years of the adoption of rules in this proceeding.



668  
US87

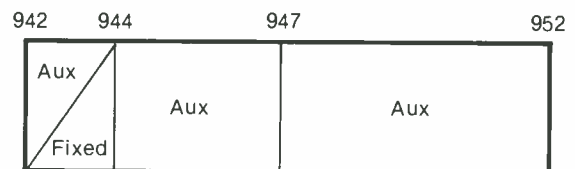
Allocation Notes:

- 668: 449.75—450.25 MHz may be used for the space operation service.
- US87: 449.5—450.5 MHz may be used for "space telecommand" purposes by Govt.

Available Frequencies:

1. 450.0275—450.6225 MHz; 455.0275—455.6225 MHz. (at .005 MHz intervals; can be "stacked" to form channels up to 50 kHz wide)
2. 450.6375—450.8375 MHz; 455.6375—455.8375 MHz. (at .025 MHz intervals; can be "stacked" to form channels up to 50 kHz wide).
3. 450.900, 450.950; 455.900; and 455.950 MHz. 100 kHz maximum bandwidth.

**Fig. 12. Radio broadcast auxiliary services: 450-456 MHz.**



Allocation Notes:

1. Licensed STL's at 942-944 MHz may remain and are protected from interference STL's operating pursuant to special temporary authority must relocate within five years.

Available Frequencies:

1. 944-952 MHz at .5 MHz intervals subject to local frequency coordination.

Additional Notes:

1. The FCC is expected to begin in early 1985 a "spectrum efficiency proceeding" which may result in optional bandwidth reductions.
2. Additional STL frequencies at 2130-2150 MHz and 2180-2200 MHz may be available in congested areas.

**Fig. 13. Radio broadcast auxiliary services: 942-952 MHz.**

In December 1984, the FCC resolved Docket 82-335 and reallocated an additional 3 MHz at 944-947 MHz for STL and ICR use on a primary, exclusive basis. Existing *licensed* STL facilities are entitled to remain where they are and will be protected from interference. STL

facilities operating pursuant to a Special Temporary Authority (STA) and below 944 MHz are required to change operating frequency to one that is above 944 MHz by November 1989. Further, an allocation at 2130-2150 MHz and 2180-2200 MHz will be available as an escape valve in the event of congestion at 944-952 MHz. See Fig. 13 for the current band plan.

On October 31, 1985, the Commission revised the channelization and bandwidth criteria of the aural STL band, 944-952 MHz (MM Docket No. 85-36). The new rules "split" the existing 500 kHz channels into 25 kHz "segments" which can be "stacked" to form channels of varying bandwidths. The Commission also adopted RF bandwidth "criteria" for aural STL operation: 300 kHz for FM stereo stations using subcarriers, 200 kHz for AM stations and the existing 500 kHz bandwidth as a "wideband" criterion.

6. **18.76-19.160 GHz:** As a result of a recent FCC microwave utilization proceeding (Docket 82-334), some spectrum was allocated for Radio Fixed STLs and ICRs at 18 GHz. STLs may operate at 18.76-18.82 GHz and 19.10-19.160 GHz on 12 two-way channels, each 5 MHz wide. These frequencies are shared on a co-primary basis with stations in the point-to-point microwave services licensed under Parts 21, 78 and 94 of the Commission's Rules. Applicants may use either a two-way link or one frequency of a frequency pair for a one-way link, and may employ analog (FM) modulation or digital modulation, subject to a number of specific emissions limitations designed to help prevent adjacent channel interference. See Fig. 14 for a detailed band plan.

Frequency Coordination at 18 GHz is subject to FCC Rule 21.100(d), a firmly rigorous coordination scheme. The reader is referred to this Rule if 18 GHz operation is contemplated.

7. **23 GHz Operations.** Although not strictly a "Broadcast Auxiliary" frequency band, 23 GHz is, nonetheless, available to broadcasters for STL intercity uses. Depending upon the rate of precipitation, the line-of-sight path lengths can be up to five miles or possibly more.

Further, 23 GHz is relatively uninhabited and there is almost no frequency coordination required. Eligible frequencies are 21.8-22.4 and 23.0-23.6 GHz. Applications and instructions are available from the FCC, Land Mobile and Microwave Division. Suitable equipment is available from popular microwave equipment manufacturers.


**Auxiliary Broadcast Allocations:  
Television Broadcasting**

Television broadcasters use auxiliary broadcast spectrum for many of the same reasons that radio broadcasters do. The most popular uses include television STLs and Electronic News Gathering (ENG). Additionally, television stations frequently employ intercity relay links when news events require mobile coverage. Typically, an ICR is located at a strategic high place within the station's city of license. Then, the mobile ENG equipment directs their transmissions to the relay point instead of the station itself. The relay station improves the station's capability to gather live news by extending the area within which ENG transmissions can be received.

On balance, the spectrum allocated for television auxiliary services is significantly more competitive than spectrum allocated for radio broadcasting services. Network entities often travel extensively and can compete with local broadcasters for available frequencies, resulting in an enhanced potential for spectrum congestion. Further, the variety of different activities that television broadcasters undertake usually requires more complex auxiliary systems than is the case in the radio industry. Also, most of the auxiliary spectrum allocated for television broadcasters is located above 1 GHz, popular spectrum used by private and common-carrier communications services.

There are three principal bands used for television broadcast auxiliary services: 1990-2500 MHz (the 2 GHz band), 6425-7125 MHz (the 7 GHz band), and 12.7-13.25 GHz (the 13 GHz band).

1. **The 2 GHz Band:** While the 2 GHz band extends from 1990-2500 MHz, only 1990-2110



Television Use: Available bandwidths use 6 MHz, 10 MHz, 20 MHz, 40 MHz, and 80 MHz. Each bandwidth has its own channel plan. See Sec. 74.601(i) of the Commission's Rules.

Radio Use: STL's and other Fixed links are permitted at 18.76-18.82 GHz and 19.10-19.16 GHz width 5MHz channels. See Sec. 74.502(b).

Note: All broadcast use of these frequencies is subject to the Frequency coordination requirements of FCC Rule Part 21.100(d).

Fig. 14. 17.7—19.7 GHz

and 2400-2500 MHz is available for television broadcasters who wish to own and operate their own auxiliary news gathering services. There are seven channels at 1990-2110 MHz. There are few potential interfering services that also operate at these frequencies. Recently, however, the Commission has proposed to allow Cable TV networks and certain cable systems to access 2 GHz channels. Unless mutual efforts to coordinate frequencies are successful, this "sharing" of spectrum, if adopted by the Commission, may lead to increased interference.

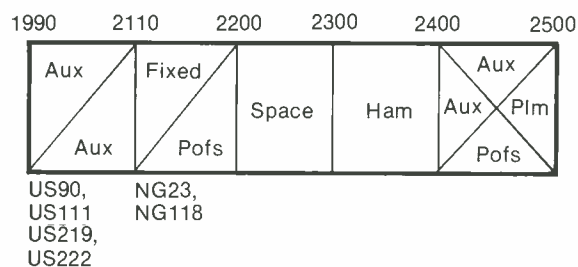
Other sources of interference include certain earth-to-space and space-to-earth transmissions on 2025-2110 MHz and at certain locations on 1990-2120 MHz. Also, there may be government-operated earth exploration satellite services at 2106.4 MHz. At certain geographical sites in the United States, space research radio services are authorized on a co-equal basis with auxiliary broadcasters at 2025-2035 MHz. Fortunately, all of these services operate on a non-interfering basis with television auxiliary broadcasters. There are three channels available at 2400-2500 MHz. One of these channels, the uppermost one (channel 10) is currently being sought for reallocation by a new radiodetermination satellite service, called *Geostar*, that would use channel 10 as part of a larger allocation for a satellite downlink in their system.

The 2 GHz band is used for both fixed STL uses and mobile ENG applications on a co-equal basis by television broadcasters. To date, local frequency coordinating committees have done an admirable job of ensuring that both these fixed and mobile users of 2 GHz coordinate their use of these frequencies. See Fig. 15 for a complete band plan.

On October 31, 1985, the Commission changed the channelization of the 2 GHz band. The existing 17 and 18 MHz "wide-band" channels were "split" into 250 kHz "segments," which can be "stacked" to form channels of varying bandwidths. The Commission's rationale for this rule revision is to offer broadcasters "increased flexibility in system development and implementation."

Coupled with the proposals contained in Docket 82-334 (see below), microwave operations at 2 GHz may become significantly more complicated despite Commission assertions of "increased flexibility". We should find out in 1986 and 1987.

2. **The 7 GHz Band:** There are four channels available between 6425 and 6525 MHz and ten channels available between 6875 and 7125 MHz. Like the 2 GHz band, both fixed and



#### Allocation Notes:

- US90: There may be earth-to-space and space-to-earth transmissions authorized on a non-interfering basis at 2025-2110 MHz.
- US111: There may be government space research earth stations authorized on a non-interfering basis at certain locations at 1990-2120 MHz.
- US219: There may be government earth exploration satellite services at 2106 MHz.
- US222: At certain U.S. sites, certain space research radio services are authorized on a co-equal basis at 2025-2035 MHz.
- NG118: TV translator relay stations may operate on a secondary basis at these frequencies.
- US41: Government radio location service at 2450-2500 MHz can operate on a non-interference basis with non-government services.
- 752: All radio services must accept interference from industrial, scientific and medical equipment operating at 2450 MHz.

#### Available Frequencies:

1. 1990-2008, 2008-2025, 2025-2042, 2042-2059, 2059-2076, 2076-2093, and 2093-2110 MHz. Bandwidth is 17 MHz.
2. 2450-2467, 2467-2484, 2484-2500 MHz. Bandwidth is 17 MHz.

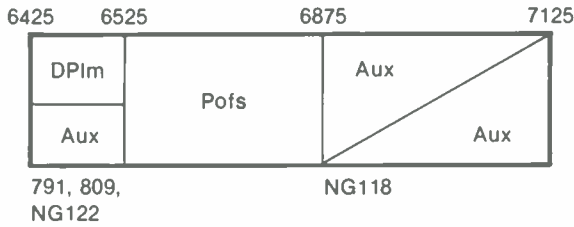
#### Notes:

1. Channels are split into 250 kHz segments, stackable into channels of wider bandwidths.
2. Docket 82-334 may alter various requirements for use of this band.

**Fig. 15. Television broadcast auxiliary services: 1990-2500 MHz.**

mobile operations are permitted on a co-equal basis. A standard satellite service time signal operates at 6427 MHz; and, occasionally, passive microwave sensor measurements are taken at 6425-7025 MHz. At 6425-6525 MHz, ENG stations operate on a secondary basis. Between 6875 and 7125, TV relay stations can operate on a secondary basis. These frequencies are primarily available for television broadcasters who wish to own and operate their own auxiliary services. There are other frequencies available for common carrier entities that wish to sell or lease their services to broadcasters. Although the communications provided by a broadcaster who owns his auxiliary service and the common carrier entity who leases or sells the same service are identical, they currently occupy different portions of the spectrum. See Fig. 16 for a complete band plan.

Like the 2 GHz band, in October 1985, the Commission changed the 7 GHz band channelization. Wideband channels were "split"



Allocation Notes:

- 791: 6426 MHz is a "standard" satellite service time signal.
- 809: "Passive" microwave sensor measurements at 6425-7025 MHz.
- NG122: TV Pickup stations may operate at 6425-6525 MHz on a secondary basis.
- NG118: TV translator relay stations may operate at 6875-7125 MHz on a secondary basis.

Available Frequencies:

1. 6425-6450, 6450-6475, 6475-6500, 6500-6525 MHz. Bandwidth is 25 MHz.
2. 6875-6900, 6900-6925, 6925-6950, 6950-6975, 6975-7000, 7000-7025, 7025-7050, 7050-7075, 7075-7100, and 7100-7125. Bandwidth is 25 MHz.
3. Channels are split into 250 kHz segments, stackable into channels of wider bandwidths.
4. Docket 82-334 may alter various requirements for use of this band.

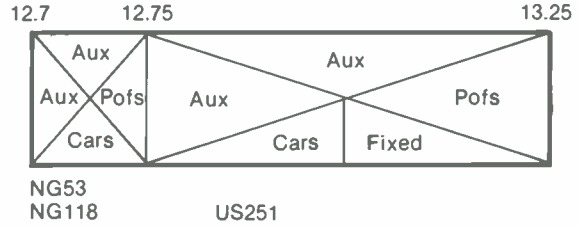
Fig. 16. Television broadcast auxiliary service: 6425—7125 MHz

into 250 kHz "segments" which can be "stacked" to form channels of varying bandwidths. The proposals being considered in Docket 82-334 may significantly change the manner in which our industry uses this band (see below).

3. **The 13 GHz Band:** The 13 GHz band is without question becoming increasingly congested. In addition to television broadcasters, Cable Television Relay Systems (CARS) use these frequencies as do Private Operational Fixed Service users (POFS). Thirteen GHz can support both mobile and fixed operations; however, mobile ENG is nearly always operated on a secondary basis to fixed service users. This spectrum is also highly controversial—as explained in detail below. A current plan is shown in Fig. 17.

At 13 GHz:

- Private operational fixed service users displaced from 12 GHz may operate on the frequencies 12.7-13.20 GHz, on a co-primary basis with existing fixed users of that band,
- Mobile ENG units may operate on the secondary basis to fixed users on the frequencies 12.7-13.20 GHz, except that, on the frequencies 13.15-13.20 GHz, within 50 kilometers of the top 100 television markets, they are co-primary with CARS and ENG; and



Allocation Notes:

- NG53: TV pickup and CARS pickup are co-equal at 12.7-13.15 GHz. At 13.15 GHz, are co-equal and exclusive within 50 km of the top 100 markets.
- NG118: TV translator relay stations may operate on a secondary basis.
- US251: Space research at 12.75-13.25 GHz only at Goldstone, CA.

Available Frequencies:

1. 12700-12725, 12725-12750, 12750-12775, 12775-12800, 12800-12825, 12825-12850, 12850-12875, 12875-12900, 12900-12925, 12925-12950, 12950-12975, 12975-13000, 13000-13025, 13025-13050, 13050-13075, 13075-13100, 13100-13125, 13125-13150, 13150-13175, 13175-13200, 13200-13225, 13225-13250 MHz.
2. 12.7125-12.7375, 12.7375-12.7625, 12.7625-12.7875, 12.7875-12.8125, 12.8125-12.8375, 12.8375-12.8625, 12.8625-12.8875, 12.8875-12.9125, 12.9125-12.9375, 12.9375-12.9625, 12.9625-12.9875, 12.9875-13.0125, 13.0125-13.0375, 13.0375-13.0625, 13.0625-13.0875, 13.0875-13.1125, 13.1125-13.1375, 13.1375-13.1625, 13.1625-13.1875, 13.1875-13.2125, 13.2125-13.2375 MHz.

Fig. 17. Radio broadcast auxiliary services: 12.7-13.25 GHz.

- Mobile ENG units may operate on a co-primary basis with existing fixed users on the frequencies 13.20-13.25 GHz.

On November 27, 1985, the Commission released a *Second Notice of Proposed Rule Making* in Gen. Docket No. 82-334. The new proposal offers many of the same concepts used in the *First Notice*: minimum path length requirements, antenna performance standards, and further sharing of 2 GHz and 7 GHz by other users.

The Commission's new proposal would permit Cable TV Networks and local CATV operators to have "equal access" to the 2 and 7 GHz microwave bands, for *mobile use only*, such as ENG operations. Moreover, the Commission would impose *minimum path lengths and antenna sizes* for *new fixed* microwave links or major changes in existing links in areas where there is frequency congestion. Finally, the Commission has offered the use of the 6.4 GHz band, now used sparingly by common carriers, to broadcasters and others. Broadcasters currently have access to this band on a secondary basis, but its use must be formally coordinated which has proved to be time consuming. Use of 6.4 GHz would be limited to "portable" use only, rather than mobile or ENG use. Substantial lead time would be necessary before a broadcaster could use these frequencies.

The Commission will decide in 1986 whether or not to adopt its proposals.

#### *Future Changes*

The foremost pending proceeding is General Docket No. 82-334. This rulemaking began in early 1982, and seeks to establish a spectrum utilization policy for the fixed and mobile services use of certain bands between 947 MHz and 40 GHz. The proposals espoused by the FCC in the original *Notice of Proposed Rule Making* could, if implemented, have a disastrous effect on television broadcast auxiliary frequency use. In brief, the FCC proposed to displace present occupants of what is now the direct broadcast satellite (DBS) downlink band, 12.2-12.7 GHz, to bands that included those allotted for television broadcast auxiliary services (TV ENG and STL at 2, 7 and 13 GHz). Not only would sharing be permitted but, for the first time, the FCC would impose technical standards it believes would improve spectrum efficiency. These proposed standards include required minimum path lengths for transmission on each microwave band, minimum antenna suppression standards, a new channeling plan for the 2 GHz band and revised frequency coordination procedures.

In September 1983, the FCC adopted a favorable *First Report and Order* in Docket 82-334. The FCC, for the time being, preserved the integrity of 2 and 7 GHz, and allowed only limited sharing at 13 GHz and opened up the 18 GHz band to all. At that time, no action was taken on other technical proposals such as minimum path length requirements.

## CONCLUSION

The figures contained in this chapter of the handbook present the broadcast auxiliary spectrum as presented by the FCC's *Second Report and Order* in General Docket No. 80-739: domestic implementation of the Final Acts of the 1979 World Administrative Radio Conference (1979 WARC) as modified by subsequent FCC orders.

If a given portion of spectrum is divided horizontally, the upper service is primary and the lower service is secondary. If, on the other hand, a portion of spectrum is divided diagonally, both services enjoy co-equal status. If an identical service appears twice in the same frequency portion, then, for this service, both fixed and mobile services are permitted.

Note the allocation footnotes for each spectrum portion. These are located in Section 2.100 to 2.108 of the Commission's Rules. Here are the relevant terms:

- POFS = Private Operational Fixed Service
- AUX = Auxiliary Broadcast Service
- MAR = Maritime Mobile
- PLM = Private Land Mobile
- DPLM = Private Land Mobile (common-carrier)
- HF = High frequency broadcasting
- HAM = Amateur Radio
- FIXED = Fixed microwave services  
(private or common carrier)
- SAT = Satellite uplink or downlink.





## Source Guide: Broadcast Standards and Information

### INTRODUCTION

The purpose of this chapter is to provide an easily accessible guide to organizations whose activities affect the work of broadcast engineers. This includes government agencies, trade and professional associations, and private companies.

There is also a list of abbreviations and acronyms.

The information here has been compiled from various sources by David Bialik of NAB. Accuracy and currency cannot be guaranteed; please contact listed organizations directly for more information.

### FEDERAL GOVERNMENT

#### Department of Agriculture

14th and Independence Avenue, S.W.  
Washington, DC 20250  
(202) 447-2791

The Department of Agriculture (USDA) Forest Service oversees the use of 190 million acres of land under the domain of the National Forest System. More often than not, the use of a mountain top transmitter site is controlled by the Forest Service. Land use permits are obtained from the Forest Supervisor for the particular forest of interest who has detailed policy directives for permissible uses and fee structures of forest land.

#### Department of Commerce

##### *National Bureau of Standards*

Gaithersburg, MD 20899  
(202) 921-1000

The National Bureau of Standards of the Department of Commerce has been authorized by Congress to undertake the following functions: "The custody, maintenance, and development of the national standards of measurements and the provisions of means and methods for making measurements consistent with those standards, including the comparison of standards used in scientific investigations, engineering, manufacturing, commerce, and educational institutions, with the standards adopted or recognized by the Government."

##### *Time and Frequency Division*

The Time and Frequency Division, located in Boulder, Colorado, is that part of the National Bureau of Standards that carries out the above functions related to time and frequency. This division is responsible for distributing the standards and for finding new and improved methods of dissemination. The dissemination services for time and frequency are presently available from stations WWV and WWVB in Fort Collins, Colorado, and from WWVH in Kauai, Hawaii. In addition, services using network television and satellite signals are also available. Correspondence

pertaining to station operations may be addressed to:

Engineer-in-Charge  
NBS Radio Stations WWV and WWVB  
2000 East County Road 58  
Fort Collins, CO 80524  
(303) 484-2372

or,

Engineer-in-Charge  
NBS Radio Station WWVH  
P.O. Box 417  
Kekaha, Kauai, HI 96752  
(808) 335-4361

#### ***National Telecommunications and Information Administration***

14th St. and Constitution Avenue N.W.  
Washington, DC 20230  
(202) 377-1551

The National Telecommunications and Information Administration develops telecommunications policy for the executive branch; manages federal use of radio spectrum; conducts technical research on radiowave transmissions and other aspects of telecommunications; serves as information source for federal and state agencies on the efficient use of telecommunications resources.

#### **Department of the Interior**

The Bureau of Land Management of the Department of Interior oversees the use of 360 million acres of "public domain" lands, those lands not under the domain of the USDA Forest Service. Broadcaster use of these lands for transmitter sites is coordinated by the State Director of the Bureau of Land Management.

##### ***Topographic Maps***

Topographic maps usually used in prediction of coverage and other engineering studies requiring accurate information about the position and elevation of terrain features may be obtained from the U. S. Geological Survey (USGS), a bureau of the U. S. Department of the Interior. Standard topographic quadrangles on a scale of 1:24,000 (7.5 minutes) or 1:62,500 (15 minutes) are usually used, but other scale maps are available. To order free map indexes or to purchase maps, contact one of the following offices.

For areas east of the Mississippi River (including Minnesota, Puerto Rico, and the Virgin Islands:

Eastern Distribution Branch  
U.S. Geological Survey  
1200 S. Eads Street  
Arlington, VA 22202

For areas west of the Mississippi River (including Alaska, Hawaii, Louisiana, Guam, and Samoa:

Western Distribution Branch  
U.S. Geological Survey  
Box 25286, Federal Center  
Denver, CO 80225

#### **Department of Labor**

200 Constitution Ave., N.W.  
Washington, DC 20210  
(202) 523-6666

Broadcast engineers should be aware that two federal laws, the Fair Labor Standards Act and the Occupational Safety and Health Act, empower the Department of Labor (DOL) to regulate work place safety standards and wages and hours of employment of broadcast employees. Occupational safety standards are enforced by OSHA, the Occupational Safety and Health Administration of DOL, while the minimum wage and hours of employment are enforced by DOL's Wage and Hour Division.

Applicability of OSHA and Wage and Hour Division regulations depend upon many factors such as the station's geographic location, the number of station employees and the type of work they perform; so, broadcast engineers should consult their station's attorney to determine what regulations apply to them and how to abide by them.

#### **Department of Transportation**

##### ***Federal Aviation Administration***

400 7th Street, S.W.  
Washington, DC 20590  
(202) 426-4000

When construction of a new broadcast tower, or a change in height of a existing tower, is proposed, the Federal Aviation Administration (FAA) becomes involved to study the potential impact that the proposed structure may have on navigable airspace. Broadcasters are required to notify the FAA of proposed new or modified tower structures. The FAA then applies its obstruction standards (Part 77 of the FAA Rules) to determine whether or not the tower constitutes a hazard to navigable airspace. Broadcasters may need to accommodate an adverse finding by the FAA with a modified tower location and or tower height. FAA clearance of a proposed tower specifies the lighting and marking requirement, which are then included on the FCC construction permit. See Part 17 of the FCC Rules and Section 2 of this *Handbook*.

## Environmental Protection Agency

401 M Street, S.W.  
Washington, DC 20460  
(202) 382-2090

When broadcasters construct station facilities such as antenna towers or large satellite earth stations they should be aware that these activities may fall under the scope of the National Environmental Protection Act (NEPA). NEPA grants the Environmental Protection Agency (EPA) authority to regulate activities which may affect the "quality of the human environment." The FCC cooperates with EPA in enforcing provisions of NEPA that relate to telecommunication licensees.

The FCC monitors construction of telecommunications facilities and requires information about the operation of transmitters and other broadcast equipment. For example, the FCC, with the assistance of EPA, monitors the level of employee and general public exposure to non-ionizing radiation emitted from the equipment. Generally, licensees who propose to construct such facilities must file studies of the potential environmental consequences with the FCC and may be required to take steps to minimize possible environmental hazards.

## Federal Communications Commission

1919 M St. N.W.  
Washington, DC 20554

For information on the Federal Communications Commission refer to chapters 1.1 and 1.2.

Every station should have an up-to-date copy of the FCC's broadcast rules. There are two ways to obtain them:

1. Order a set of the Code of Federal Regulations (CFR) issued annually by the U.S. Government Printing Office. Call them at (202) 783-3238 and order "47 CFR Parts 0-19" for the Tower Regulations in part 17 and "47 CFR Parts 70-79" for the Broadcast Rules Part 73 and Broadcast Auxiliary Rules Part 74.

The CFRs may also be ordered by writing the Superintendent of Documents, U.S. Government Printing Office, Washington, D.C. 20402.

2. For a continuously updated subscription, call the Rules Service Company at (301) 424-9402. Parts 17, 73 and 74 in loose-leaf (updated quarterly) form. Or write them at 7658 Standish Place, Suite 106, Rockville, MD 20855.

## National Labor Relations Board

1717 Pennsylvania Avenue, N.W.  
Washington, DC 20570  
(202) 254-9044

Broadcast engineers should also be aware that the National Labor Relations Act (NLRA) protects the right of station employees to bargain collectively with management over the "terms and condition of employment." The National Labor Relations Board (NLRB), an independent federal agency, was established to enforce the right of workers to organize and engage in "concerted activity." As with the DOL regulations, the extent of these rights depends upon many factors such as the type and the number of employees involved.

## STATE AND LOCAL GOVERNMENTS

A number of aspects of a broadcast engineer's job are affected or controlled by state or local governmental bodies. It is important for the engineer to have some familiarity with the laws, codes and zoning ordinances governing such matters as building construction, electrical wiring, and fire safety. Many such considerations are, or should be, obvious, but some are not and others are often overlooked. Furthermore, regulations may vary from one community to another, even within the same state or county.

While there are model national codes, these codes may or may not be adopted by a state or local government. If adopted, there may be some changes from the national model. The only way to determine definitely is to check with the local agency or agencies having jurisdiction over the matter in question. For more information on state or local regulations see the following:

The station's local lawyer,

The local business licensing office,

Building inspector, fire marshall,

A licensed local contractor who does the type of work in question.

## TRADE ASSOCIATIONS

### Association of Federal Communications Consulting Engineers (AFCCE)

The AFCCE is a professional association of communications engineers practicing before the Federal Communications Commission. Engineering for broadcast stations in the AM, FM and TV services, for microwave, cellular radio, and paging systems, and for satellite facilities are some of the areas in which AFCCE members offer their professional services. Full members of the AFCCE are registered Professional Engineers in the jurisdictions wherein they practice.

### **Association of Maximum Service Telecasters (MST)**

1735 DeSales Street, N.W. Suite 400  
Washington, DC 20036  
(202) 347-5412

The purpose of MST is to assure the maintenance and development of an effective nationwide system of free over-the-air television based on local broadcast stations providing service of high technical quality. MST seeks to meet both present and future needs of developing an effective nationwide VHF and UHF system; to provide free over-the-air broadcasting; to develop local stations to reflect the needs and interests of local communities; to safeguard against broadcast of only a few purely national voices; to protect against interference and degradation of the public's broadcast service. MST develops and preserves opportunities for local stations to use new technologies.

### **Advanced Television Systems Committee (ATSC)**

1771 N Street, N.W.  
Washington, DC 20036  
(202) 429-5345

The Advanced Television Systems Committee (ATSC) was established in 1983 to develop and coordinate voluntary national technical standards for advanced television systems, and to recommend to the U.S. Department of State positions for the United States within international standards organizations such as the International Radio Consultative Committee (CCIR).

The ATSC is composed of fifty member companies, all of which are major factors within the United States television industry. These members include broadcast networks and stations, cable television companies, program producers, professional and consumer equipment manufacturers, and satellite communications companies.

### **Electronic Industries Association (EIA)**

2001 Eye Street, N.W.  
Washington, DC 20006  
(202) 457-4900

The Electronic Industries Association is a trade association representing the manufacturers of telecommunications, industrial and consumer equipment; components (parts, tubes and solid state products); equipment and systems for the government. Their engineering activity includes the publication of voluntary standards. Those of interest to broadcasters are TV test charts and standards covering transmitters, towers, microwave transmission systems and tape cartridges.

The standards work is primarily done in the Broadcast Television Systems Committee and engineering committees of the Telecommunications Group; the catalog of standards and engineering publications may be obtained from:

#### *Standards Sales Department*

Electronic Industries Association  
2001 Eye Street, N.W.  
Washington, DC 20006  
(202) 457-4966

A selection of EIA voluntary standards of interest to broadcast engineers is given below along with the date of acceptance or reaffirmation. Interested readers should contact EIA for a current listing and price list.

RS-189-A Encoded Color Bar Signal. 1976

RS-200-A Circular Waveguides. 1975

RS-211-D Processed Analog Disc Records and Reproducing Equipment. 1981

RS-215 Basic Requirements for Broadcast Microphone Cables. 1958

RS-219 Audio Facilities for Radio Broadcasting. 1959

RS-221-A Polarity or Phase of Microphones for Broadcasting, Recording and Sound Reinforcement. 1979

RS-222-C Structural Standards for Steel Antenna Towers and Antenna Supporting Structures. 1976

RS-224 Magnetic Recording Tapes. 1959

RS-225 Rigid Coaxial Transmission Lines. 1975

RS-232-C Interface between Data Terminal Equipment and Data Communication Equipment Employing Serial Binary Data Exchange. 1981

RS-238-B Standards for Stylus Tips Used for Disc Phonograph Reproducing. 1981

RS-240 Electrical Performance Standards for Television Broadcast Transmitters, Channels 2-6, 7-13, 14-83. 1961

RS-250-B Electrical Performance Standards for Television Relay Facilities. 1977

RS-258 Semi-flexible Air Dielectric Coaxial Cables and Connectors. 1962

RS-261-B Rectangular Waveguides. 1979

RS-264 Magnetic Recording Tape Cartridge Dimensions. 1962

RS-288 Audio Magnetic Playback Characteristic at 7½ IPS. 1963

RS-295 Disc Recording Characteristic. 1973

RS-297-A Cable Connectors for Audio Facilities for Radio Broadcasting. 1970

RS-386 Recommended Measurement Method for Phonograph Rumble. 1978

RS-455 Standard Test Procedures for Fiber Optic Fibers, Cables, Transducers, Connecting and Terminating Devices. 1980

RS-462 Electrical Performance Standards for Television Broadcast Demodulators. 1979

TR-101-A Electrical Performance Standards for Standard Broadcast Transmitters. 1948

TR-107 Electrical Performance Standards for FM Broadcast Transmitters. 1949

TR-117 Antennas and Combinations of Antennas for FM Broadcasting Stations. 1949

### National Association of Broadcasters (NAB)

1771 N Street, N. W.  
Washington, DC 20036  
(202) 429-5300

The NAB represents the broadcasting industry before Congress, the courts, regulatory agencies, at the White House and before the general public. They serve a membership of over 4,000 radio and 880 television stations including all the major networks.

The Science and Technology department provides technical support to other NAB departments, prepares engineering statements and presentations for comment on FCC-related issues, and provides technical services to members. Their services include the monthly *Engineering Report*, *Equipment Clearinghouse* which lists used equipment for sale, plus special engineering bulletins, studies, conferences and meetings. The department also participates in industry standards committee activities and conducts special projects and investigations.

#### *NAB Direct Dial Reference List (All numbers are Area Code 202 except toll-free as noted)*

Employment/Minority Services . . . . .	429-5497
Government Relations . . . . .	429-5301
Government Relations Hotline .(800)	424-8806
Legal . . . . .	429-5430
Library and Information Center . . . . .	429-5490
President's Office . . . . .	429-5444
Radio . . . . .	429-5420
Radio Membership . . . . .	429-5400
Research and Planning . . . . .	429-5380
Science and Technology . . . . .	429-5346
TV/TV Membership . . . . .	429-5362
Billing . . . . .(800)	626-5542
Publications . . . . .(800)	368-5644
Insurance Information . . . . .(800)	368-5644

### Engineering Publications of the National Association of Broadcasters

- *AM Technical Improvement Bibliography*
- *Earth Station Planning*
- *Broadcast Engineering Conference Proceedings* (Published annually at the Conference; current year and back issues for some years available.)
- *NAB Standard Magnetic Tape (Reel to Reel) Recordings and Reproductions*
- *NAB Standard Audio Cassette Recordings and Reproductions*
- *NAB Standard Cartridge Tape Recordings and Reproductions*
- *NAB Standard Disc Recordings and Reproductions*
- *NAB Test Record*
- *AM Ground Wave Field Strength vs Distance Graphs* (metric complete set)
- *AM Ground Wave Field Strength vs Distance* (metric graph paper)

### National Cable Television Association (NCTA)

1724 Massachusetts Avenue N.W.  
Washington, D.C. 20036  
(202) 775-3550

The National Cable Television Association (NCTA) is the major trade association for the cable industry. They represent the cable television industry before Congress and Federal Agencies, in the courts and before state regulatory agencies. Members comprise over 400 cable operating companies and over 600 equipment manufacturers, programmers and service companies.

## PROFESSIONAL ASSOCIATIONS

### Institute of Electrical and Electronic Engineers (IEEE)

#### *Broadcast Technology Society*

Institute of Electrical and Electronic Engineers  
345 East 47th Street  
New York, NY 10017  
(212) 705-7900

Members of the IEEE include engineers and scientists in electrical engineering, electronics, and allied fields as well as over 30,000 students. The IEEE holds numerous meetings and special technical conferences, conducts lecture courses at the local level on topics of current engineering and scientific interest, assists student groups, and awards medals, prizes, and scholarships for outstanding technical achievement. They also sup-

port the Engineering Societies' Library in New York City with other groups.

The boards include Awards, Educational Activities, Publications, Regional Activities, Technical Activities, U.S. Activities Board. Societies of interest to broadcasters include Acoustics, Speech and Signal Processing; Aerospace and Electronic Systems, Antennas and Propagation, Broadcast, Cable and Consumer Electronics, Circuits and Systems, Communications Computer Control Systems, Education, Electrical Insulation, Electromagnetic Compatibility; Electron Devices; Industrial Electronics; Instrumentation and Measurement, Microwave Theory and Techniques, Power Engineering, Professional Communications.

Publications of the IEEE include the *Proceedings*, monthly; *Spectrum*, monthly; *Directory*, annually; Standards, irregular; the Societies and Councils publish 42 journals, 8 magazines, and 125 conference proceedings.

IEEE publishes a number of voluntary standards and practices affecting broadcasting. A few of those are listed below. For a current listing and prices, contact IEEE.

152 Recommended Practice for Volume Measurements of Electrical Speech and Program Waves. 1971 (Ask about revision with PPM.)

153 Standard Definitions of Terms Relating to Television. 1979

202 Standards on Television: Methods of Measurement of Aspect Ratio and Geometric Distortion. 1972

205 Standards on Television: Measurement of Luminance Signal Levels. 1972

206 Standards on Television: Measurement of Differential Gain and Differential Phase. 1978

208 Standards on Video Techniques: Measurement of Resolution of Camera Systems, 1961. 1978

511 Standard on Video Signal Transmission: Measurement of Linear Waveform Distortion. 1979

#### **Society of Broadcast Engineers, Inc. (SBE)**

7002 Graham Rd., Suite 118  
Indianapolis, IN 46220  
(317) 842-0836

The Society of Broadcast Engineers, Inc. (SBE) encourages the professional development of its members who include broadcast engineers, students, and broadcast professionals in closely allied fields. It also provides information exchange.

The SBE administers a certification program, recognizing four levels of engineering achievement.

#### 1. Broadcast Technologist

This certification can be obtained in either two ways:

By achieving a passing grade on the proficiency examination. There is no experience requirement to be eligible for the examination.

By holders of a valid FCC First Class (not general) Operator license with either two years of continuous satisfactory service in broadcast engineering prior to the date of application, or a total of three out of last five years of satisfactory service in broadcasting.

#### 2. Broadcast Engineer

The candidate must have had five years of suitable experience in broadcast engineering, and achieve a passing grade on the proficiency examination.

#### 3. Senior Broadcast Engineer

The candidate must have had ten years of responsible experience in broadcast engineering, and achieve a passing grade on the proficiency examination.

#### 4. Twenty Year Certification

The candidate must have had twenty years of professional broadcast engineering experience. Also, the candidate must be recommended by a certified Senior Broadcast Engineer, have at least one additional reference from a certified Senior Broadcast Engineer, and a reference from at least one person who has supervised his or her work.

For more information on Certification you can write:

Certification Secretary  
Society of Broadcast Engineers  
P.O. Box 50844  
Indianapolis, IN 46220  
(317) 842-0836

For information on the SBE Frequency Coordination Program see section 1.3. of this *Handbook*.

#### **Society of Motion Picture and Television Engineers (SMPTE)**

826 Scarsdale Avenue,  
Scarsdale, NY 10583  
(914) 472-6606

The membership of SMPTE is comprised of professional engineers and technicians in motion pictures, television, and allied arts and sciences. The society advances engineering technology, disseminates scientific information, and sponsors lectures, exhibitions, and conferences to advance the theory and practice of engineering. They also develop standards for motion pictures, television, and optical and magnetic recording and sponsor standards promulgated by the American National

Standards Institute. For copies of SMPTE standards contact their standards subscription service.

SMPTE also makes available visual and sound test films for use as standardized measuring tools and organizes and sponsors technical courses at universities on such subjects as sound techniques, laboratory processing, and film handling for television station technicians. The society presents eight annual awards for outstanding contribution to motion pictures and television.

SMPTE Committees include: Audio Recording and Reproduction Technology; Educational, Industrial and Consumer Film Technology and Applications; Film Technology; Laboratory Services Technology; Theatrical Projection Technology and Applications; Video Recording and reproduction Technology. Publications of the society include the *Journal* and various standards, recommended practices and engineering guidelines.

## RELATED ORGANIZATIONS

### American National Standards Institute (ANSI)

655 15th Street, N.W., Suite 300  
Washington, DC 20005  
(202) 639-4090

Members include industrial firms, trade associations, technical societies, labor organizations, consumer organizations, and government agencies. ANSI serves as the clearinghouse for nationally-coordinated voluntary safety, engineering and industrial standards. The institute gives status as American National Standards to standards developed by agreement from all groups concerned, in such areas as: definitions, terminology, symbols and abbreviations; materials, performance characteristics, procedure and methods of rating, methods of testing and analysis; size, weight, volume, and rating; practice, safety, health, and building construction. They also provide information on foreign standards and represent United States' interests in international standardization work. The ANSI committee is Certification. The Councils are: Company Member, Consumer, Executive Standards, International Standards, Organizational Member. Publications of the institute are the *Reporter*, bi-weekly; *Standards Action*, biweekly; *Catalog of Standards*, published annually.

### American Radio Relay League (ARRL)

225 Main Street  
Newington, CT 06111  
(203) 666-1541

Members are licensed amateur radio operators in the U.S. and Canada and others interested in

amateur radio, communication, and experimentation. The league operates a nationwide message handling network, the National Traffic System, with members serving as official relay stations, observers, phone stations, emergency coordinators, experimental stations, and bulletin stations. They operate an experimental equipment laboratory and maintain the Museum of Amateur Radio. They also sponsor contests and present awards for operating proficiency. ARRL serves as secretariat for International Amateur Radio Union. Publications include *QST*, monthly and *Radio Amateur's Handbook*, annually as well as special booklets for beginners and others on antennas and mobile and radio fundamentals.

### Association for Broadcast Engineering Standards (ABES)

2000 M St., N.W., Suite 600  
Washington, DC 20036  
(202) 331-0606

An independent, nongovernmental, voluntary organization of licensees and permittees of U.S. radio broadcast stations "united to assist the appropriate government authorities and the industry in assuring optimum radio service for the people of the United States and to follow the intent of Congress in the Communications Act of 1934, as amended." Objectives include: "rejecting and opposing proposals which would decrease, impair, or destroy the radio service now available to the American people; and supporting the adoption of legislature and Federal Communications Commission policies that encourage sound technical standards upon which optimum radio service may be obtained." Analyzes proposed broadcast legislation, FCC proposals for rule making, and industry proposals filed with the FCC that will, directly or indirectly, affect the public interest in optimum radio service. The association formulates and conducts short and long range programs of technical research to assist governmental and industrial groups in maintaining sound technical standards.

### Audio Engineering Society (AES)

60 East 42nd Street, Room 449,  
New York, NY 10017  
(212) 661-8528

Members include engineers, administrators, and technicians who design or operate recording and reproducing equipment for radio, television, motion picture and recording studios, or who produce, install, and operate disc, magnetic tape, and sound amplifying equipment; educators who use recording in teaching, or who teach acoustics, electronics, and other sciences basic to the record-

ing and reproducing of sound; administrators, sales engineers, and technicians in the sound industry and related fields.

### **Broadcast Education Association (BEA)**

National Association of Broadcasters  
1771 N Street, N.W.  
Washington, DC 20036  
(202) 429-5355

Primarily directed by those in the academic community, its orientation is toward exploring new trends, ideas, and opportunities in broadcasting. Publishes *Journal of Broadcasting and Electronic Media* and *Feedback*. They also administer the Patterson Radio Scholarship and the Harold E. Fellows Memorial Scholarship.

### **Illumination Engineering Society of North America (IES)**

345 E. 47th St.  
New York, NY 10017  
(212) 705-7926

This is a technical society whose members include engineers, architects, designers, educators, students, contractors, distributors, utility personnel, scientists, and manufacturers dealing with the art or science of illumination. They provide assistance with technical problems, reference help, and speakers. They maintain liaison with schools and colleges and offer basic and advanced IES Lighting Courses through local sections and in cooperation with other organizations.

### **Underwriters Laboratories (UL)**

333 Pfingsten Rd.  
Northbrook, IL 60062  
(312) 272-8800

A testing laboratory that maintains additional laboratories in Melville, NY, Santa Clara, CA, and Tampa, FL. "By scientific investigation, study, experiments and tests to determine the relation of various materials, devices, products, equipment, constructions, methods and systems to hazards appurtenant thereto or to the use thereof affecting life and property, and to ascertain, define and publish standards, classifications, and specifications for materials, devices, products, equipment, construction, methods, and systems affecting such hazards, and other information tending to reduce loss of life and property from such hazards."

## **BROADCAST ENGINEERING AND RELATED PERIODICALS**

### **ABU (Asian Pacific Broadcast Union) Review**

NHK Broadcasting Centre  
2-2-1 Jinnan  
Shibuyaku  
Tokyo, Japan

### **Audio**

1515 Broadway  
New York, NY 10036

### **BM/E (Broadcast Management/Engineering)**

295 Madison Avenue  
New York, NY 10017  
(212) 685-5320

### **BM/E's World Broadcast News**

295 Madison Avenue  
New York, NY 10017

### **Broadcast Engineering**

P.O. Box 12901  
Overland Park, KS 66212  
(913) 888-4664

### **EBU (European Broadcast Union) Review**

Brussels edition  
European Broadcasting Union Technical Centre  
Avenue Albert Lancaster 32  
B-1180 Brussels, Belgium

### **Electronic Media**

Crain Communications Inc.  
740 North Rush Street  
Chicago, IL 60611

### **Electronic News**

Fairchild Publications  
7 East 12th Street  
New York, NY 10003

### **Proceedings of the IEEE**

Institute of Electrical & Electronics Engineers  
345 E. 47th Street  
New York, NY 10017  
(212) 705-7900

### **IEEE Transactions on Broadcasting**

Institute of Electrical & Electronics Engineers  
345 E. 47th Street  
New York, NY 10017  
(212) 705-7900

### **Journal Of The Audio Engineering Society**

60 East 42nd Street  
New York, NY 10165  
(212) 661-2355



**Microwaves and RF**

10 Mullholland Drive  
Hasbrouck Heights, NJ 07604  
(201) 393-6000

**Pro Sound News**

220 Westbury Avenue  
Carle Place, NY 11514

**QST**

225 Main Street  
Newington, CT 06111

**Radio-Electronics**

200 Park Avenue South  
New York, NY 10003  
(212) 777-6400

**Radio World**

5827 Columbia Pike, Suite 310  
Falls Church, VA 22041

**Recording Engineer/Producer**

Gallay Communications Inc.  
1850 Whitley Suite 220  
Hollywood, CA 90028

**SMPTE Journal**

Society of Motion Picture and Television  
Engineers  
862 Scarsdale Avenue  
Scarsdale, NY 10583

**Studio Sound and Broadcast Engineering**

Link House  
Dingwall Avenue  
Croydon CR9 2TA, Great Britain

**Television Broadcast**

Globecom Publishing Limited  
4551 W. 107th Street, Suite 210  
Overland Park, KS 66207

**TV Digest**

475 Fifth Avenue  
New York, NY 10017  
212-686-5410

**TV/Broadcast Communications**

4551 W. 107th Street, Suite 210  
Overland Park, KS 66207  
(913) 642-6611

**Television Technology**

5827 Columbia Pike, Suite 310  
Falls Church, VA 22041  
(703) 998-7600

**Video Systems**

P.O. Box 12901  
Overland Park, KS 66212  
(913) 888-4664

**BROADCAST ABBREVIATION  
REFERENCE LIST**

*(Compiled by John Reiser, Mass Media Bureau, FCC.)*

AA	Average Audience
ABES	Association for Broadcast Engineering Standards
ACC	Automatic Chrominance (or Contrast) Control
ACE	American Cinema Editors
ACSB	Amplitude Compandored Sideband
ACTS	All-Channel Television Society
ACTS	Association of Cable Television Suppliers
ACTVA	American Community TV Association
ACU	Antenna Coupling Unit
ADC	Analog-to-Digital Converter
ADS	Alpha Delta Sigma (Advertising Fraternity)
AER	Alpha Epsilon Rho—College Broadcast Fraternity
AES	Audio Engineering Society
AF	Audio Frequency
AFC	Automatic Frequency Control
AFCCE	Association of Federal Communications Consulting Engineers
AFN	Armed Forces Network
AFRTS	American Forces Radio & Television Service
AFT	Automatic Fine Tuning
AFTRA	American Federation of Television & Radio Artists
AFTRCC	Aerospace Flight Test Radio Coordinating Council
AGC	Automatic Gain Control
AID	Arbitron Information on Demand
AIM	Accuracy in Media
AITS	Association of Independent Television Stations
ALC	Automatic Level Control
ALJ	Administrative Law Judge
ALPTVA	American Low Power TV Association
AMOL	Automated Measurement of Lineup
AMST	Association of Maximum Service Telecasters
ANSI	American National Standards Institute
AOR	All Over the Road (undefined program format)
AOR	Album Oriented Rock (program format)
APA	Administrative Procedures Act
APL	Average Picture Level
ARCH	Automatic Remote Cassette Handler

ASC	American Society of Cinematographers	CLI	Cumulative Leakage Index
ASCAP	American Society of Composers Authors and Publishers	CODEC	Coder, Decoder (digital)
ATFP	Alliance of Television & Film Producers	CONTAM	Committee on Nationwide Television Audience Measurement
ATS	Applications Technology Satellite	CP	Construction Permit
ATS	Automatic Transmission System	CPB	Corporation for Public Broadcasting
ATSC	Advanced Television Systems Committee	CPCS	Common Program Control Station for EBS
ATU	Antenna Tuning Unit	CRT	Copyright Royalty Tribunal
AWG	American Wire Gauge	CRT	Cathode Ray Tube (video monitor)
AWRT	American Women in Radio & Television	CRTC	Canadian Radio Television & Telecommunications Commission
BBC	British Broadcasting Corporation	CS	Close Shot (in video or film production)
BEA	Broadcast Education Association	CTAM	Cable Television Administration & Marketing Society
BET	Black Entertainment Television	CTS	Communications Technology Satellite
BFM	Broadcast Financial Management Association	CU	Close Up Shot (in video or film production)
BIAC	Broadcast Interassociation Council	CUB	Council for UHF Broadcasters
BIB	Board for International Broadcasting	CUME	Cumulative Audience
BICIAP	Broadcasting Industry Council to Improve American Productivity	CWA	Communications Workers of America
BMI	Broadcast Music Incorporated	DA	Directional Antenna
BOC	Bell Operating Company	DA	Distribution Amplifier
BRC	Broadcast Rating Council—See EMRC	DAC	Digital-to-Audio Converter
C/CS	County Coverage Service	DAF	Demographic Adjustment Factor
CAB	Canadian Association of Broadcasters	DATS	Digital Audio Transmission Service
CAMS	Cable Audience Measurement Study	DB	Delayed Broadcast
CARS	Community Antenna Relay Service	DBA	Daytime Broadcasters Association
CATA	Community Antenna Television Association	DBS	Direct Broadcast Satellite
CBA	Community Broadcasters Association	DBSA	Direct Broadcast Satellite Association
CBC	Canadian Broadcasting Corporation	DMA	Designated Market Area
CC	Closed-Captioned	DRAW	Direct Read After Write (Optical Data Disk)
CCB	FCC Common Carrier Bureau	DTTR	Digital Television Tape Recorder
CCD	Charge Coupled Device Camera	DVE	Digital Video Effects
CCIR	International Radio Consultative Committee	EAN	Emergency Action Notification
CCSB	Clear Channel Broadcasting Service	EBR	Electron Beam Recording
CCTA	Canadian Cable Television Association	EBS	Emergency Broadcast System
CCTV	Closed Circuit Television	EBU	European Broadcasting Union
CD	Compact Disk (Audio Recordings)	ECU	Extreme Close-up Shot (in video or film production)
CE	Chief Engineer (Chief Station Operator)	EEPA	Electromagnetic Energy Policy Alliance
CFR	Code of Federal Regulations	EFP	Electronic Field Production
CHR	Contemporary Hit Radio (Format)	EIA	Electronic Industries Association
CHUT	Cable Households Using Television	EMP	Electro-Magnetic Pulse
CIRT	Mexican Association of Broadcasters	EMRC	Electronic Media Rating Council
		ENG	Electronic News Gathering
		EPA	Environmental Protection Agency
		EPM	Equipment Performance Measurements
		ERP	Effective Radiated Power

ETV	Educational Television	ITFS	Instructional Television Fixed Service
FCBA	Federal Communications Bar Association	ITNA	Independent Television News Association
FCC	Federal Communications Commission	ITU	International Telecommunications Union
FDM	Frequency Division Multiplex	JCIC	Joint Council on Intersocietal Coordination
FEMA	Federal Emergency Management Agency	LED	Light Emitting Diode
FET	Field Effect Transistor	LFCC	Local Frequency Coordinating Committee
FMX	FM Extended-Range Transmission System	LNA	Low Noise Amplifier
FNG	Film News Gathering	LPTV	Low Power Television
FOB	FCC Field Operations Bureau	LS	Long Shot (in video or film production)
FOIA	Freedom of Information Act	MAC	Multiplex Analog Component (TV Transmission)
FSK	Frequency Shift Keying	MCR	Master Control Room
GAO	General Accounting Office	MTS	Multi-channel Television Sound
GPO	Government Printing Office	MCU	Medium Close-Up Shot (in video or film production)
HAAT	Height Above Average Terrain	MDS	Multipoint Distribution Service
HASL	Height above Mean Sea Level	MEOV	Maximum Expected Operating Value
HDTV	High Definition Television	MERPS	Multiple Event Record & Playback System
HID	High Intensity Discharger (for lighting lamps)	MLS	Medium Long Shot (in video or film production)
IAAB	Inter-American Association of Broadcasters	MMB	FCC Mass Media Bureau
IATSE	International Alliance of Theatrical Stage Employees	MMDS	Multichannel-Multipoint Distribution Service
IBA	Independent Broadcasting Authority	MNA	Multi-Network Area
IBEW	International Brotherhood of Electrical Workers	MO&O	Memorandum Opinion and Order
IBS	Intercollegiate Broadcasting System	MOP	Minute of Program
ICPM	Incidental Carrier Phase Modulation	MOSFET	Metal Oxide Semiconductor Field Effect Transistor
ICR	Inter-City Relay Station	MSO	Multiple System Operator (CATV)
ICTV	Independent Community Television Alliance	MST	Association of Maximum Service Telecasters
ID	Station Identification	MUSE	Multiple Sub-Nyquist Sampling Encoding (for TV)
IEEE	Institute of Electrical and Electronics Engineers	NAB	National Association of Broadcasters
IFB	Interruptable Feedback (Remote Pickup System)	NABA	North American Broadcast Association
IFRB	International Frequency Registration Board	NABET	National Association of Broadcast Employees and Technicians
IHF	Institute of High Fidelity	NABOB	National Association of Black-Owned Broadcasters
INTELSAT	International Telecommunications Satellite Organization	NABTS	North American Broadcast Teletext Standard
INTV	Association of Independent Television Stations	NAC	National Audience Composition
IPA	Intermediate Power Amplifier	NAITPD	National Association of Independent TV Producers and Distributors
IRAC	Interdepartmental Radio Advisory Committee	NAL	Notice of Apparent Liability
IRE	Institute of Radio Engineers (now IEEE)	NAPTE	National Association of Television Program Executives
IRTS	International Radio and Television Society	NAPTS	National Association of Public Television Stations
IRTV	International Radio & Television Foundation		
ISDN	Integrated Services Digital Network		

NARAS	National Academy of Recording Arts and Sciences	PRB	FCC Private Radio Bureau
NARBA	North American Radio Broadcasting Agreement	PSA	Presunrise Service Authorization
NARTE	National Association of Radio & Television Engineers	PSK	Phase Shift Keying
NARUC	National Association of Regulatory Utility Commissioners	PSRA	PreSunrise Authority
NASB	National Association of Spanish Broadcasters	PSSA	Post Sunset Authority
NATAS	National Academy of Television Arts & Sciences	PSSC	Public Service Satellite Consortium
NBN	National Black Network	PTAR	Prime Time Access Rule
NCFM	Noncommercial FM	PTV	Public Television
NCTA	National Cable Television Association	QPSK	Quadrature Phase Shift Keying
NEMO	Remote Broadcast—Not Emminating from Main Office	R&F	Reach & Frequency
NHK	Japan Broadcasting Corporation	RARC	Regional Administrative Radio Conference
NIAC	National Industry Advisory Committee (EBS)	RCC	Radio Common Carrier
NILPTV	National Institute for Lower Power TV	RCL	Remote Control Location
NOI	Notice of Inquiry	RDD	Random Digital Dialing (for audience surveys)
NPACT	National Public Affairs Center for Television	RFA	Regulatory Flexibility Act
NPR	National Public Radio	RFE	Radio Free Europe
NPRM	Notice of Proposed Rule Making	RFI	Radio Frequency Interference
NRB	National Religious Broadcasters	RFR	Radio Frequency Radiation
NTA	National Translator Association	RGB	Red-Green-Blue Color Monitor Signal
NTIA	National Telecommunications and Information Administration	RIAA	Recording Industry Association of America
NTSC	National Television System Committee	RMS	Root Mean Square
OB	Outside Broadcast	RNA	Radio Network Association
OFS	Operational Fixed Service	RO	Receive-Only Earth Terminal
OIRT	International Radio and Television Organization	RP	Restricted Radiotelephone Operator Permit
OMD	FCC Office of Managing Director	RPU	Remote Pickup
OPP	FCC Office of Plans and Policy	RSS	Root Sum Square
OROM	Optical Read Only Memory (for data storage)	RTNDA	Radio & Television News Directors Association
OSHA	Occupational Safety and Health Administration	SAP	Second Audio Program on TV Subcarrier
OST	FCC Office of Science and Technology	SBE	Society of Broadcast Engineers
PA	Power Amplifier	SCA	Subsidiary Communications Authority
PAL	European Color Television System	SCPC	Single Channel per Carrier
PBS	Public Broadcasting Service	SCTE	Society of Cable Television Engineers
PCM	Pulse Code Modulation	SECAM	French and Russian Color Television System
PDM	Pulse Duration Modulation	SECC	State Emergency Communications Committee (for EBS)
PDT	Published Data Tapes	SH	Specified Hours (Licensed hours of operation)
PLL	Phase Locked Loop	SIA	Storage Instantaneous Audimeter
PLP	Presentation Level Protocol	SID	Source Identification Signal (in TV VBI)
PLT	Private Line Telecommunications Circuit	SIU	Sets in Use
POV	Point of View (shot in video or film production)	SMA	Special Market Area
PPM	Peak Program (level) Indicator	SMATV	Satellite Master Antenna Television System
		SMPTE	Society of Motion Picture and Television Engineers
		SMSA	Standard Metropolitan Statistical Area
		SNG	Satellite News Gathering

SOF	Sound on Film	TVROTV	Receive-only Satellite Earth Terminal
SPACE	Society for Private & Commercial Earth Stations	UHF	Ultra High Frequency
STA	Special Temporary Authority	USIA	United States Information Agency
STC	Satellite Television Corp.	VAR	Video to Audio Carrier Ratio
STL	Studio Transmitter Link	VBI	Vertical Blanking Interval
STV	Subscription Television	VBIC	Vertical Blanking Interval Code
STVA	Subscription Television Association	VCR	Video Cassette Recorder
SWARC	Satellite World Radio Conference	VHF	Very High Frequency
T/R	Transmit—Receive Earth Terminal	VIRS	Vertical Interval Reference Signal
TARPAC	Television & Radio Political Action Committee	VITC	Vertical Interval Time Code
TARPEC	Television and Radio Political Education Committee	VITS	Vertical Interval Television Signal
TASO	Television Allocations Study Organization	VOA	Voice of America
TBC	Time Base Corrector	VSWR	Voltage Standing Wave Ratio
THD	Total Harmonic Distortion	VTR	Video Tape Recorder
TIO	Television Information Office	VU	Volume Unit (measurement of program level)
TMC	Time Multiplex Component Video	WARC	World Administrative Radio Conference
TOC	Television Operator Council	WHCAA	White House Communications Agency
TPO	Transmitter Power Output	WIC	Women in Cable
TSL	Transmitter to Studio Link	WICI	Women in Communications, Inc.
TVB	Television Bureau of Advertising	WPFC	World Press Freedom Committee
TVI	Television Reception Interference	WST	World System Teletext

