

Second Class Postage Paid

A Publication Of
Grove Enterprises, Inc.

MONITORING TIMES

Inside this issue:

Uno, Dos, Cuatro
by Havana Moon

DXing Like Most of Us
by Theodore Brunner

Review: Panasonic RFB60
by Larry Magne

Buyer's Guide to
Used Receivers

Following the Soviet
Space Tracking Ships


Tuning in Those...

TUGS

*****3 DIGIT PRE *****
GODDMAN, DAVID J. 018E
31870 HIRAM TRAIL
CHAGRIN FALLS OH 44022-



Maritime Monitoring for Landlubbers!
by Ron Seymour See Page 6



The FCC Listens In

by Bob Grove

A Profile of the
Powder Springs, Georgia,
Monitoring Station

See Page 12

ICOM's State-of-the-Art 'Compatibles': New R7000 Joins World Famous R-71A



"Now with these two superior pieces of equipment, you can enjoy laboratory quality reception from DC to daylight—100 kHz to 2000 MHz! Use them in combination with our fine antennas for signal reception which simply can't be beat."

—Bob Grove

ICOM R-71A Sets Industry Standards For Power, Quality



We've said it before and we'll say it again: the R-71A is the most powerful general coverage receiver ever made available to the general public. It is also straightforward to operate and feels the way a receiver should.

Continuous tuning from 100 kHz-30 MHz with signal resolution of 10 Hz eliminates the need for RIT, even on SSB or RTTY.

The brilliant fluorescent display provides frequency information down to tenths of a kilohertz and alerts the listener to other dial settings (mode, memory channel, VFO). A 32-channel memory (plus 2 independent VFO's) stores both frequency and mode and may be scanned or searched. Additionally, the squelch works on the scan mode (as well as normal reception), stopping automatically on a busy channel for monitoring! A real bonus with add-on frequency converters.

An effective noise blanker has adjustable controls for optimum reduction of a wide variety of impulse noises, from power line hash to the Russian woodpecker. An internal speaker produces good audio and a tone control adjusts sound to comfort.

Outstanding sensitivity of 0.15-0.5 uV (from 1.6-30 MHz with internal preamp on). Many accessories are available for this first-class unit. **Order RCV6**

IN STOCK

Only \$799 plus \$10 UPS

R7000: In a Word, Superb.

Yes, the new ICOM R7000 follows the reputation of its companion, the world-famous R-71A short wave receiver, but is fully compatible with that unit due to its total spectrum 25-1300 MHz frequency coverage (up to 2000 MHz with slightly degraded performance)!

Add to this enormous tuning range 99 memory channels with priority function, keyboard entry or dial tuning, FM/AM/SSB modes, five tuning speeds, S-meter/center tuning meter, narrow/wide filter selection, noise blanker, and adjustable scanning speed (1-5 channels/sec.) with selectable delay, and you have the most advanced scanning receiver ever designed for the serious VHF/UHF listener.

The R7000 covers aircraft, marine, business, ham (amateur radio), emergency services, government and television bands—all for a remarkably low price. For simplified operation, this receiver offers direct keyboard entry. Precise frequencies can be selected by pushing the digit keys in sequence of the frequency. The frequency will be automatically entered without changing the main tuning knob.

Memory channels may be called up by pressing the Memory switch, then keying in the memory channel number from 1 to 99. All memories are backed up by a lithium battery.

But the features don't stop here. Optional accessories include the RC-12 remote controller, a voice synthesizer to announce frequency settings, and even a serial interface for external computer control!



The tradition of ICOM's equipment superiority is only enhanced by this state-of-the-art scanner. You simply can't do better than the "best there is."

Now in Stock
\$950 plus \$10 UPS

Specifications

- Scanning: memory, mode, select memory scan, priority, or programmable frequency limits.
- Narrow/wide filter selection.
- Six tuning speeds: 0.1, 1.0, 5, 10, 12.5 or 25 kHz.
- Compact size: 4 3/8" x 11 1/4" x 10 7/8".
- Weight: 16.5 lbs.
- Typical sensitivity: 0.25 uV.
- Selectivity: 2.8, 9, 15 and 150 kHz @ -6 dB.

Order SCN 4

- Image rejection: better than 60 dB.
- Coverage: 25-2000 MHz continuous coverage (1000-1025 not covered)
- Dial lock.
- Noise blanker.
- Combined S-meter, center meter.
- Fluorescent display with dimmer switch.
- Optional RC-12 infrared remote controller.
- Optional voice synthesizer.
- AC or DC operated.
- 10.7 MHz IF output for panadapter (not available from ICOM).
- Audio output: 2.5 watts.
- Computer control option: serial port, TTL compatible.

We carry a complete line of accessories for both receivers. See our catalog!



Grove Enterprises

Write for our Free Catalog

P.O. Box 98, Brasstown, N.C. 28902

704-837-9200

Order Toll-Free 1-800-438-8155 (MC and Visa)

Will Canadians Consider Scanner Regulation?

Fresh on the heels of the passage of the U.S. Privacy Act, authorities in Canada appear to be considering action to regulate scanning receivers.

On February 2, 1987, veteran police officer Larry Thomas Young, a member of the Vancouver Emergency Response Team, was killed and his partner injured as they entered the apartment of a known cocaine dealer...who was laying in wait, his scanner tuned to the police frequencies.

Understandably upset by the tragedy, officials wonder openly whether the availability of scanners should be restricted or licensed. But these solutions are too simplistic.

Arguably, Young might be alive today if the suspect had not been prepared for the confrontation; just as arguably, the confrontation would not have occurred if the suspect hadn't been dealing in illicit

drugs. Would licensing of scanners have prevented the drug dealer from acquiring one? Just about as well as outlawing cocaine kept him from dealing.

The criminal had already spent ten years behind bars, 20 years leaving a trail of assaults and drug trafficking. Last year he bought a .38 calibre pistol and in January he used it to shoot a buyer. How could a convicted felon buy a handgun? The same way he would buy a scanner.

Better radio security, improved tactical procedures, the use of scramblers, tear gas--would any of these have prevented the shooting? We don't propose to know the solution. We only know that licensing scanners will not work any better than the licensing of guns.

It was a bullet that ended the life of Larry Young, not a scanner.

Bob Grove, WA4PYQ

MONITORING TIMES

Published by:
Grove Enterprises, Inc.
Publisher and
Utilities Editor:
Bob Grove
Broadcast Editor:
Larry Miller
Production Manager:
Rachel Baughn
Subscriptions:
Mitzi McCoy
Advertising and Dealerships
Judy Grove

Inside this Issue

Tuning in the Tugs	6
Monitoring on the Mississippi by Ron Seymour	
Uno, Dos, Cuatro	8
We tantalize you with an excerpt from Havana Moon's numbers book	
DXing Like Most of Us	10
Theodore Brunner watches potential QSL's fly out with the hash!	
The FCC Listens In	12
A photoplay of the Powder Springs, GA, monitoring station by Bob Grove	
Special Report: WARC	14
A condensation of the results from ANARC's Robert Horvitz	
Martin Williams	30
Donald Dickerson recounts the career of this broadcasting pioneer	
Soviet Space Tracking Ships	41
Follow these elusive ships with some clues from John Biro	

DEPARTMENTS

Communications Report	4
Radioactivity	16
World Frequencies	18
Getting Started-Ike Kerschner	26
Helpful Hints	28
Making Waves-Paul Swearingen	32
Outer Limits-Scott McClellan	32
John Santosuosso	
Utility Intrigue-Don Schimmel	34
Listener's Log	35
FAX Facts-G.P. Mengell	36
Reading RTTY	37
High Seas-James R. Hay	38
Signals from Space-L.Van Horn	40
On the Ham Bands-M.Mitchell	43
Mailbag	60
Stock Exchange	62

TOOLS FOR LISTENING

What's New?	45
Receiver Review-Larry Magne	46
Panasonic RF-B60	
Behind the Dials	48
Sherwood Signal Monitor JABCO Voicegate	
Antenna Topics-Clem Small	50
Computer Corner-C.W.Ellis	51
Technical Topics-Terry Staudt	53
"Ask Bob"	54
Experimenters Workshop	55

MONITORING TIMES, (ISSN 0889-5341) is published monthly for \$15 per year by Grove Enterprises, Inc., PO Box 98, Brasstown, NC 28902 (ph.1-704-837-9200). Second class postage paid at Brasstown, NC, and additional mailing offices. POSTMASTER: Send address changes to MONITORING TIMES, PO BOX 98, BRASSTOWN, NC 28902.

Cover Design by
Owassa Graphics, Murphy, NC



Forum

Forbidden Frequencies

© 1987 IEEE. Reprinted, with permission, from *IEEE SPECTRUM*, Vol. 24, No. 2, page 17, Feb 1987.

by Robert Jesse

It has long been the Commission's view that the initial responsibility for signal protection should be on the signal originator, who is in the best position to protect the signal against unauthorized reception and use -

Federal Communications Commission, 89 FCC 2d 455 (1982)

The right of unrestricted access to the radio airwaves enjoyed in the United States since the birth of radio has been struck a death blow by the passage of the Electronic Communications Privacy Act of 1986. Under previous U.S. policy, first codified in the Radio Act of 1912 and affirmed many times since, it was lawful to receive any radio signal so long as the contents of private communications were not divulged or used beneficially - for commercial profit, for example.

As of Jan. 19, the new Privacy Act makes mere reception of specified radio signals illegal, shifting the responsibility for a radio communication away from the one person who transmits it to the millions of people who might receive it. This arrangement is unworkable, and serves mostly to promote a few special commercial interests.

The Privacy Act is not without merit in some other respects. The legal privacy of digital video, electronic mail, and other new forms of communication was left uncertain under the 1968 Federal Wiretap Act, which governed the "aural acquisition" or "oral or wire communications." The new law fills the gap by prohibiting the interception of "wire, oral, or electronic communications," terms broadly defined to cover any conceivable modulation technique applied to any communications medium. The law then exempts from penalty the reception or interception of electronic communications that are "readily accessible to the general public."

This would appear to be a reasonable policy formulation. Wire and similar point-to-point communications are inherently private; that is, they are hard to get at except by physical intrusion. Not being "readily accessible to the general public," they warrant Federal protection from interception. Other media, notably radio signals, behave differently. Without special technology, radio emissions blanket wide geographic areas and they can be received using commonplace, unsophisticated equipment. What could be more "readily accessible" than

signals that enter our homes and pass through our bodies?

It might be supposed that since radio waves are readily accessible, there should be no expectation of privacy when using them, and the Government should not attempt to assure it. But the Privacy Act circumvents this straightforward conclusion by including definitions that abrogate the ordinary meanings of the terms defined. Cellular radio-telephone calls, for example, are declared by legislative fiat to be "wire communications" and thus not readily accessible.

The statute also contains a complex, five-part definition of "readily accessible" that has little basis in physical reality. Without regard to band, power, modulation technique, or other engineering criteria, it ordains that certain radio services are not readily accessible to the public - though in fact most are - and makes unauthorized reception of them a criminal act. The law mysteriously permits reception of technically similar services a few megahertz away.

The same logic, were it applied to print media, might grant to certain newspaper pages the same legal privacy given to first-class mail, while allowing the general public unrestricted access to the other pages. The classification of a newspaper page as private or public would depend simple on whether a readership of one or of many was wished. This "logic" is plainly absurd and contrary to decades of reasonable legislative and judicial precedent.

Instead, the law should contain a technically sound and relevant definition of "readily accessible," and protect only communications that are inherently private. The 1968 law achieved nearly the same effect for oral communications using a slightly different test - it protected only oral communications "uttered by a person exhibiting an expectation that such communication is not subject to interception under circumstances justifying such expectation."

To illustrate, a quiet chat in one's parlor would likely be protected. Substitute for the parlor a crowded restaurant or the stage of a packed auditorium, and the expectation of privacy is no longer justified. The law would not grant it. Too bad the Privacy Act prescribes neither a realistic "accessibility" test nor a "justifiable expectation" test for electronic communications.

How can a law of the U.S. Congress declare that some forms of radio are inaccessible and private, when the laws of physics dictate otherwise? It would be charitable to answer that this misguidance is a product of technological ignorance of wishful thinking in Washington, D.C. However, internal inconsistencies in the Privacy Act suggest that it is more a sham than an honest, if puerile, effort to deal with new technology.

One example is the protection extended to cellular radiotelephony under the law. This profits cellular service companies by stemming the loss of revenue from customers who might use the service less if they understood its vulnerability. On the other hand, there is no interdiction whatsoever against the interception of "cordless" telephone conversations, even though the distinction between cellular and "cordless" cannot be supported on technical grounds.

Protection or no, people will not be stopped from receiving radio signals. Even U.S. Representative Robert W. Kastenmeier (D-Wis) who championed the Privacy Act as a bill in the House, acknowledges that its radio provisions are essentially unenforceable. They will thus have no deterrent effect, and they will not increase the actual privacy of cellular radio calls or other broadcasts. All they will do is engender and perpetuate an illusion of privacy where none exists.

Life in the United States is no safer on account of the Electronic Communications Privacy Act, but it is considerably less free - the act gives us nothing for something. Congress ought to scrap the notion of "forbidden frequencies" and begin anew, basing the use and regulation of technology on an accurate assessment of its true properties. Are those properties judged inadequate or unsavory? If so, relief will come only from research and advances in technology - not from wishful legislation.

Robert Jesse, a consultant living in Baltimore, Md., is interested in operating systems, telecom, and security. He received a BES-EE from the Johns Hopkins University in 1981, and was a member of the senior staff there through April 1984.

Communications Report

FCC Destroys CB Linears

A record seizure of over 400 illegal linear amplifiers, rated from 50 to 2000 watts and valued at \$140,000, was shredded into a pile of scrap metal by Southern Metals Company in Charlotte, North Carolina, on March 9 at the direction of the Norfolk office of the Federal Communications Commission.

The contraband boosters were confiscated from Douglas Gilman Brown of D&D Incorporated of Shelby, North Carolina, who plea bargained by admitting to three of 23 counts in Federal Court and received a one year suspended prison sentence, two year probationary period and a \$10,000 fine.

Terrorist Network Very Real

A major federal law enforcement monitoring station has revealed to *MT* that a terrorist network in Latin America remains quite active just above the amateur 20 meter band. Using Arabic and Spanish languages, the net utilizes upper sideband on 14399, 14400, 14495, and 14499.5 kHz with a callup at 2100 UTC.

It might be interesting to accumulate a master log of outlaw networks here at *MT*. Listeners with information to contribute are invited to send in their intercepts to Bob Grove at *MT* for possible expansion into a comprehensive list.

FCC Proposes Intrusion Detection Band

Presently operating only on 40.68 MHz, perimeter detection systems may soon be allowed anywhere in the 54-72 and 76-88 MHz range if the FCC's Docket 85-231 is approved.

Systems operating between 30 and 100 MHz are the most sensitive to human movement; below 30 MHz sensitivity to humans decreases and above 100 MHz smaller animals trigger the system.

The system utilizes a "leaky cable" technique whereby a specially-designed coaxial cable deliberately allows a limited amount of its confined RF energy to be radiated into a defined area. It is common in intrusion-protected environments like prisons and nuclear installations.

Armed Forces Day Monitoring

Each year in commemoration of Armed Forces Day, US hams are authorized to work crossband (hams in the amateur spectrum, military on their frequencies) with MARS (Military Affiliate Radio System) stations around the country. Modes include single sideband, radioteletype and Morse code.

This year the activities begin at 1300 UTC Saturday, May 16, and end at 0245 UTC Sunday. An official message will be sent by the Secretary of Defense. Shortwave listeners who receive, copy accurately and send their CW or RTTY transcriptions (complete with originated errors) to the appropriate transmitting station as listed below will receive a special commemorative certificate. Licensed hams will receive a QSL card.

A 10 minute tuning call will precede the special message which will be transmitted at 25 WPM CW at 0300 UTC on May 17 and on 60 WPM/170 Hz shift at 0345 UTC by the following stations on the listed frequencies.

Transmitting Stations

AAE
HF/MARS Radio Facility
Fort Sam Houston, TX
4018.5, 6988.0, 9990.0

AAG
HF/MARS Radio Facility
Presidio of San Francisco, CA
4021.5, 7309.5, 13994.5

AIR
204th Information Systems Group
Andrews Air Force Base
Washington, DC
6995.5, 13997.5

NAM
Naval Communication Area
Master Station LANT
Norfolk, VA
4005.0, 7393.0, 14400.0

NAV
HQ Navy-Marine Corps MARS
Radio Station
Cheltenham, MD
7372.5, 14389.5

NPG
Naval Communication Station
Stockton, CA
4010.0, 76365.0, 13975.5

WAR
HQ Army MARS Radio Station
Fort Meade, MD
4028.5, 6997.5, 14403.5

All entries must include time, frequency and call sign of the military station copied as well as his own name, call sign (if licensed) and address on the same sheet. Entries must be postmarked no later than May 23, 1987 and mailed to the appropriate command:

Station Copied:

AIR
Armed Forces Day Test
2045ISG/DOJM
Andrews AFB, DC
20331-6345

AAE, AAG, WAR
Armed Forces Day Test
Commander, USAISC
ATTN:AS-OPS-OA
Ft. Huachuca, AZ
85613-5000

NAM, NAV, NPG
Armed Forces Day Test
Naval Communications Unit
Washington, DC 20397-5161

Military stations participating in the crossband event will be:

AIR
2045th Info. Systems Group
Andrews AFB
Washington, D.C.

NMH
Coast Guard Radio
Sta.
Alexandria, VA

AAE
HF/MARS Radio
Facility
Fort Sam Houston,
TX

WAR
HQ Army MARS
Radio Sta.
Fort Meade, MD

NMN
Coast Guard Comm.
Sta.
Portsmouth, VA

NPL
Naval Comm. Sta.
San Diego, CA

NPG
Naval Comm. Sta.
Stockton, CA

NAM
Naval Comm. Area
Master Station

NAV
HQ Navy-Marine
Corps
MARS Radio Station
Cheltenham, MD

LANT
Norfolk, VA

Frequencies on which the military stations will be operating follow. They will announce on their frequencies which amateur frequencies they will be monitoring.

Freq. (kHz)	Emission	Station
4001.5	LSB	NPG
4010.0	CW	NPG
4015.0	CW	NMH
4018.5	LSB	WAR
4021.5	LSB	AAE
4025.0	LSB	AIR
6970.0	CW	NPG
6995.5	CW	AIR
6997.5	CW	WAR
7301.5	LSB	NPG
7306.5	RTTY	AIR
7309.5	LSB	AAE
7315.0	LSB	AIR

7346.5	LSB	NMH
7365.0	CW	NPG
7372.5	RTTY	NAV
7375.0	RTTY	NZJ
7382.5	RTTY	NPL
7393.0	Varied	NMN
9990.0	RTTY/CW	AAE
10259.5	CW	NPG
13927.5	RTTY	NPG
13975.5	CW	NPG
13986.5	RTTY	AIR
13992.5	RTTY/CW	WAR
13997.5	CW	AIR
14375.0	USB	NPG
14385.0	USB	NPL
14389.5	USB	NAV
14400.0	Varied	NAM
14403.5	USB	WAR
14408.0	USB	AIR
14440.0	RTTY	NMH
14480.0	USB	NZJ
20937.5	USB	NMH
20992.5	USB	AAE
20994.5	USB	WAR
20998.5	CW	NPG
21460.0	USB	NPG

Special Event Station

As part of the 38th annual Armed Forces Day celebration, Naval Air Station Memphis in Millington, Tennessee, will be on the air Saturday, May 16, from 1300-2300Z. Manned by sailors and Marines, operations will be heard on or near 7230 kHz (LSB), 14280 kHz (USB), 21370 kHz (USB), 21145 kHz (CW), and 28145 kHz (CW) using the call sign W4ODR.

The Navy Memphis complex is the largest inland naval base in the world and is located 13 miles north of Memphis, Tennessee, approximately seven miles east of the Mississippi River. Over 16,000 military and civilian personnel make it the largest employer in Memphis.

Special red, white and blue certificates will be issued to amateur stations working "whiskey four old dusty rebel" by mailing QSL cards to Military Club Station W4ODR, PO Box 54278, Naval Air Station Memphis, Millington, TN 38054.

Kenwood Expands Facilities

Kenwood Electronics is consolidating its two major divisions which include consumer electronics and communications (Tri-Kenwood amateur and land mobile). The new facility will spread over some ten acres in Carson, California, representing 232,000 square feet of floor space.

A brand new test equipment group has been announced and will be located a 2201 E. Dominguez Street in Carson.

Austria

According to the Vienna newspaper, *Volkstimme*, Paul Lendvi "in the face of massive opposition within the Austrian Radio Service" will be appointed head of the Austrian Radio Service. The article claims that the ORF "Eastern expert" intends to restructure the shortwave service into a kind of "Radio Free Austria," complete with broadcasts in Russian, Czech and Hungarian. Austria currently broadcasts in English, German, French and Spanish. (BBCMS) *World Radio Report* inquiries to Radio Austria International regarding the report were unanswered.

Brasil

After apparently losing the VOA as a customer, Radio Bras is once again stepping up its efforts to rent transmitter time to other stations. According to station officials, however, there are no strong prospects at the moment.

Burma

The Burma Broadcasting Service in Rangoon has English scheduled from 0200 to 0230 on 7185, 0700 to 0730 on 9730 and 1430 to 1600 on 5985 kHz. Meanwhile, the Union of Asian DXers reports that Burma has contracted with the British firm, Incomtel, to install a shortwave network in Rangoon for the Burma Broadcasting Service. Two new 100 kW transmitters will provide the BBS with "border to border" radio communications. The new system is supposedly being installed at this time.

Canada

Gerald Kaplan, the author of a government report on broadcasting in Canada, says Ottawa's attitude toward the CBC [Canadian Broadcasting Corporation] is "dreadful and dismaying." Earlier this month, the government awarded the CBC Canadian \$880 million for the fiscal year beginning April 1 -- an increase of 1.3 percent over the previous year. However, points out Kaplan, inflation in Canada runs between four and five percent so the award is really a net loss. As a result, the CBC has announced the elimination of some 325 jobs and plans further reduction in programming.

Kaplan called the CBC "the most significant single source of culture in Canada" and said that the government's refusal to grant the CBC more money shows that his report is being ignored. The CBC is the parent organization of Radio Canada International, which has already been rocked by serious budget cuts in recent years.

CHNX -- an old favorite returns! Since the first week in February, CHNX has

been back on the air with a vastly improved signal. According to one of their engineers, the new transmitter is actually a 500-watt military unit that has been on standby since the 1950s. It was revamped and put into service when the previous 500-watt obviously could no longer do the job. The station now puts a fine signal into this area on 6130 kHz during the midday hours. (Bob Hill, Sharon, MA)

Clandestine

Something's up at the anti-Chadian clandestine Radio Bardai and it may mean better reception for you. In early February, the station began announcing its "inaugural broadcast" even though it had been on the air for some time. Now, however, signal strength and audio quality have improved.

What has apparently happened is that the transmitter location has moved from Sabha in Libya to the main Libyan transmitter site west of Tripoli. Radio Bardai broadcasts in support of the Transitional National Union Government (GUNT), which is hostile to Hissein Habre's government in Njamena. Listen for any one of several station IDs including "Radio Chad" and "Chadian National Radio." It describes itself as the "voice of liberation" and can be heard on the following schedule. All transmissions are on 6009 kHz and all are directed to Africa.

1100-1130 UTC in French
1130-1200 UTC in Arabic
1200-1315 UTC in Sarah/Korah
1800-1830 UTC in French
1830-1900 UTC in Arabic
1900-2030 UTC in Sarah/Korah

On Saturdays and Sundays, the 1200 to 1315 UTC transmission is extended to 1415 UTC. (BBCMS)

Output by clandestine Radio Venceremos is up -- on the air with up to five parallel frequencies: at 1200 UTC it's been heard operating simultaneously on 6610, 6360, 3833, 3787 and 3180 and at 1800 UTC on 6834, 6610 and 6383 kHz. The 0000 and 0200 UTC transmission remain on only one or two frequencies in the 40 and/or 75 meter bands.

The Voice of the Liberation of Iran has apparently dropped its the frequency of 7300 kHz and returned to 7080 kHz for its 1630 to 1830 UTC broadcast. The station has also been heard on 9027 kHz.

The Voice of the Crusader, also known as the Voice of the Mojahedin-e Khalq, which broadcasts programs hostile to the government of Iran, has been heard on a large number of frequencies as it attempts to escape Iranian jammers. Look for the station from 1400 to around 1530 UTC, and again from 1700 to 2000 UTC on or

around 3515, 3930 and 4220 kHz. Frequencies can vary by as much as 5 kHz.

Cuba

Radio Havana Cuba correspondent Francisco Luna passed away late last year. Cause of death is unknown. His replacement is Rolando Pelaez.

Czechoslovakia

The English Service of Radio Prague will be introducing, starting May 3, a prime-time, hour-long English transmission to the British Isles and Western Europe. The new program, which will be heard between 1900 and 2000 UTC on 5930 and 7345 kHz, takes the place of two earlier half-hour programs and is, according to Wanda Krygielova of the English Service, designed to "devote more air time to programs based on listeners questions, requests and comments."

Other transmissions to the British Isles and Western Europe will be heard from 1800 to 1830 on 5930 and 7345 kHz and from 2200 to 2230 UTC on 6055 shortwave and 1287 medium-wave. The schedule for North America remains the same:

0100-0157 UTC 5930, 6055, 6015,
7345, 9740, 11990
0300-0357 UTC 5930, 6055, 6015,
7345, 9740, 11990

Every last Sunday of the month, Radio Prague is now broadcasting a concert of serious music based on listeners' requests. If it proves successful, the concert may be extended to other Sundays as well, and to other type of music.

Be sure to let Radio Prague know how you feel about the new broadcasts and programs. You can write to them at Radio Prague, 12099 Praha 2, Vinohradska 12 or call dial your international access number, 42-2-260008. Be sure to mention you read about it in *World Radio Report*.

Ecuador

HCBJ has made some changes to their program schedule. New to the line-up is Reading Room. Produced by WMHK in Columbia, South Carolina, and hosted by Rob Gregory, the program offers some of the best books available from the Christian publishing houses. The program is also broadcast UTC Wednesdays at 0930 to the South Pacific and is expected to be included in the European transmission starting in June.

Finland

For the first time since 1982, Radio Finland has begun a regular evening transmission to North America. Specifically beamed to the west coast, it is

heard daily between 0430 and 0455 UTC on 11755 kHz.

Other English programs to North America are beamed to the east coast and heard on the following schedule:

1100-1125 Mon-Fri	11945, 15400
1200-1225 Mon-Sat	11945, 15400
1300-1325 Daily	11945, 15400
1325-1355 Sunday	11945, 15400
1400-1425 Daily	15400

Radio Finland has also begun broadcasting in French again. The half hour Saturday news and feature program was first heard in early February and is beamed to Canada. Finland has not broadcast in French since the 1960s. The schedule is:

1330-1355 Sat	11945 and 15400
1530-1555 Sat	15400

And, as if that isn't enough good news from the Finns, Radio Finland has also introduced a new way to keep in touch with the station. Beginning this month, you can call them toll-free in the U.S. at 1-800-221-9539 (outside of Connecticut). You'll hear a taped message with information on the current schedule and have 60 seconds in which to leave a message. Tapes of the answering service will then be mailed to Finland. According to station officials, Radio Finland has concluded that it is economically more viable to maintain a toll-free telephone in the U.S. than to update printed leaflets at regular intervals.

When calling Radio Finland's new toll-free number, please mention that you read about it in *Monitoring Times*.


Germany, West

The American-financed Radio Liberty has complained of a considerable increase in Soviet jamming. Gene Pell, president of Radio Free Europe/Radio Liberty, says that the Soviets are now using at least eight jamming transmitters (previously directed against the BBC) and that the act was "illegal and violated international agreements which the USSR has signed." Despite the jamming, says Pell, the radio station was reaching an estimated weekly audience of 52 million adults in the Soviet Union, Eastern Europe and the Baltic States. Radio Liberty broadcasts in Russian and eleven other languages. (BBCMS)

Ghana

Ghana, after a period of some 20 years, has officially restarted its external service. The inaugural broadcast was on March 6 at 0645 UTC and began with the announcement, "This is the External Service of the Ghana Broadcasting Corporation. We are radiating on 6130."

Please turn to page 58



TUNING IN THOSE TUGS!

by Ron Seymour

Ever have the feeling you were DXing yourself to death when all you had to do was stick your head out the window? Many times I would sit down at the old radio and try tuning in those far off signals when all I really had to do was get acquainted with local traffic -- where to tune, what to listen on (equipment) and when to listen.

Yep, you guessed it! The 3 W's of all pro monitoring: *what, where* and *when!* In other words, why strain your eardrums hoping for something, when all you really have to do is open your eyes (and ears) for interests which are far easier catches.

For instance, my home town is a bona fide river city -- St. Louis. For a long time I knew full well that this city was a gold mine of river traffic -- historically, commercially or any other way you want to look at it.

As an American history and government teacher, I was well aware that St. Louis abounded in marine interests. But, like so many of us, I thought the radio pasture was *always* greener somewhere else! When I purchased my scanner, I only intended to monitor the usual police, fire and medical frequencies.

Finally, I happened upon some articles relating to marine communications; fired up the scanner for Coast Guard, navigational and commercial traffic and... POW! Virtually continuous 24 hour communications relating to commercial shipping interests jumped out of my scanner!

Tugs in Action

Most of the river traffic you will hear in your area, if you are fortunate enough to reside in or visit a river town, is taking place between tugboats, their crews, the Coast Guard, or barge terminal offices on shore. Sometimes you can even find a good vantage point on shore to actually see tugs in action as they try to maneuver huge barges up and down the river to various docking facilities.

Matching up communications on board these tugs with actual sightings can be quite a challenge, especially if you can't see the names of the tugs as they communicate with each other. All is not lost, however; the more you listen to tug operators the more you will eventually unravel their approximate location on the river itself.

Mile Markers?

For all you land lovers and water phobic types, a few explanations are in order before you rush out for sea sick pills and life jackets! The rivers that cater to commercial traffic are well defined as to location points on their shores.

"Mile markers" are often referred to in the Coast Guard communications known as "Notice to Mariners." Transmitted on 157.100 MHz, these daily broadcasts by the Guard keep all river traffic posted as to dangers and general information connected with the waterways.

One of the first times I heard the "Notice to Mariners" broadcast, I was taken aback by a rather sad bulletin. Occasionally, but certainly not frequently, someone associated with barge crews falls into the river of "fails" to answer roll call.

One such victim of the deep was included in a river update along with a description and tugboat operated from. Two days later another Notice to Mariners broadcast gave a scant one-line reference saying, "subject's body recovered."

"Mile markers," as referenced earlier, simply pace off the river in miles and tenths of a mile from the river's mouth. Larger rivers like the Mississippi are divided into upper and lower portions. For instance, the Mississippi starts its zero mile marker at the delta in the Gulf of Mexico and continues upstream to a point at Wickliffe, Kentucky (Wickliffe Barge Point), at the 951.4 mile marker. The stretch in between is known as the Lower Mississippi River.

A few miles downstream from Birds Point, Missouri, at the 2.1 mile marker, the Upper Mississippi River begins and continues northward through St. Louis (167-188 mile marker) and further until no longer navigable.

Most rivers, like the Illinois and Missouri, though definitely huge rivers, simply start their mile markers at zero at their mouths. A few rivers, like the Ohio, are marked in reverse! So in these cases the largest mile marker begins at the mouth and the smallest at the source.

Some care will have to be exercised to learn the direction of the mile markers on your river so as to precisely place hazardous warnings or other reference mentioned by the Coast Guard or other mariners.

A good state or regional map is of tremendous assistance. You will know your map is good for your listening junkets if it has bridge names and lock and dam numbers identified. Many everyday navigational references to bridges, streets, parks, or other landmarks are made by boat operators to locate their whereabouts to others. Routine announcements such as these are brief and can be heard from time to time on the navigational frequency 156.650 MHz.



St. Louis Coast Guard; See "High Seas" for more Mississippi monitoring

Typical Conversations

Listening to everyday conversation is everything from boring to humorous as the crews exchange views on operating technique, equipment repairs, taking on water ("got a bucket?") or just plain crabbing! You'll hear both sides of the conversation on 156.300 (safety related), 156.350 MHz, and in 50 MHz increments up to and including 157.000 MHz. Specifically, try 156.875, 156.975, 157.025, and 157.425 MHz.

The nationally-recognized frequency for distress announcements is channel 16, 156.800 MHz. The Coast Guard constantly monitors this frequency for trouble on the river. This channel is also reserved for callup -- one boat asking another to make contact on a certain stated channel. If you've programmed your scanner to include all the frequencies listed, you'll instantly know when contact has been made because the vessels will identify themselves by name.

The best teacher of all in such monitoring is your own personal effort and persistence. A visit to a well-stocked city library will help you find reference materials relating to river terminal operations and owners of tugs and barge lines. Don't forget the most rewarding trip of all: finding an area on your river infested with tugs!

Armed with your handheld scanner and a good visual vantage point to see up and down your river, you will start to pick up on the names of some tugboats. Bring along a camera and some binoculars, too! You'll want to record those tugs on film along with their names, if possible, so as to build up a file on your area operations. Oh, and one more thing -- save me a seat dockside, OK?

VHF-FM Maritime Channels

Chan	Frequency (MHz)		Points of Communication
	Ship	Coast	
Distress, Safety and Calling			
16	156.8	156.8	EPIRB, Intership and ship to coast
Intership Safety			
06	156.300		a. Intership b. For SAR; ship and aircraft of the U.S. Coast Guard
Liaison, U.S. Coast Guard			
22	157.100	157.100	Ship, aircraft, and coast stations of the U.S. Coast Guard and, at Lake Mead, NV, ship and coast stations of the National Park Service
Port Operations			
01	156.050	156.050	Intership and ship to coast
03	156.175	156.175	Same
05	156.250	156.250	Same
65	156.275	156.275	Same
66	156.325	156.325	Same
12	156.600	156.600	Same
73	156.675	156.675	Same
14	156.700	156.700	Same
77	156.875		Intership
20	157.000	161.600	Same
Navigational			
13	156.650	156.650	Intership and ship to coast
67	156.375	156.375	Same
Environmental & Class C EPIRB's			
15		156.750	Coast to ship and EPIRB
State Control			
17	156.850	156.850	Intership and ship to coast
Commercial			
01	156.050	156.050	Intership and ship to coast
63	156.075	156.175	Same
07	156.350	156.350	Same
67	156.375		Intership
08	156.400		Same
09	156.450	156.450	Intership and ship to coast
10	156.500	156.500	Same
11	156.550	156.550	Same
18	156.900	156.900	Same
19	156.950	156.950	Same
79	156.975	156.975	Same
80	157.025	157.025	Same
88	157.425		Intership
Noncommercial			
68	156.425	156.425	Intership and ship to coast
09	156.475	156.475	Same
70	156.525		Intership
71	156.575	156.575	Intership and ship to coast
72	156.625		Intership
78	156.925	156.925	Intership and ship to coast
Public Correspondence			
24	157.200	161.800	Ship to public coast
84	157.225	161.825	Same
25	157.250	161.850	Same
85	157.275	161.875	Same
26	157.300	161.900	Same
86	157.325	161.925	Same
27	157.350	161.975	Same
87	157.375	161.975	Same
28	157.400	162.000	Same
88	157.425	162.025	Same

Uno, Dos, Cuatro: A Guide to the Numbers Stations

From the book by Havana Moon

The Numbers Enigma

For the past twenty five years or so, shortwave listeners have been stumbling upon an unusual phenomenon on the shortwave bands: numbers. At various times and on various frequencies, monitors will hear a woman's voice, often in Spanish but sometimes in other languages -- English, German, even Chinese -- reading groups of seemingly unrelated numbers. There is no station identification. There is no indication of their purpose.

Take the following bit of a numbers stations from a recent issue of *World Radio Report* for example:

"The mystery continues: on March 25, 1987, the longest, strongest 'numbers' transmission ever heard here. Transmitter came on the air 1945 UTC on 5929.6 kHz with an exceptionally strong signal, pinning the meter. At 2000 UTC, a woman in American English began counting from one to zero then repeating the numbers 9-8-6 (three times) then counting from one to zero, repeating 9-8-6 three times, and so forth. At 2010, there were eight electronic 'beeps' and a woman saying 'Count 208, count 208' and then a long string of 3-2 digit combinations of numbers (i.e. 243 80).

"At 2030 UTC, unbelievably, the announcer says, 'Repeat count 208. Count 208' and starts the entire 3-2 digit list (over 400 sets of numbers!) over again until until 2049 UTC. There was no formal sign-off or conclusion and the transmitter remained on the air until 2054 UTC.

"It's unbelievable that the location -- let alone the purpose -- of a transmitter this strong, running for well over an hour, cannot be pinpointed with total certainty. Very sensitive information regularly leaks from the highest levels of the U.S. government. How have the numbers transmissions remained such a total secret for over 2 decades? Somebody out there *must* know what these transmissions are all about."

Such frustration is normal. It's all part of the numbers game.

Spanish Lady's Ciphers Tracked by Hams to CIA read the front-headline on the Los Angeles *Herald Examiner*. The date was April 22, 1984, and it was very likely the first time a numbers station made the front page of a major daily newspaper.

...At least one 'Spanish lady' is believed to reside, not in Havana or Managua, but in a concrete block building at Warrenton, VA -- just over 32 miles as the crow flies, from the headquarters of the CIA.

The heavily guarded installation, bristling with towers and antennae, is identified on signs as the "Army Training Warrenton Training Center, Station D." The pentagon says its mission is classified...

Chances are you've heard a numbers transmission... Sure you have. Lurking just a few kilohertz up- or down-frequency. Prowling the post-prime time hours where confirmed insomniacs earn their stripes and over- as well as under-the counter sleep remedies are field tested. They are the damnable numbers.

"Dos, Cero, Cinco, Cero, Cinco" the female with the slightly mechanical sounding voice continues hour-after-hour and night-after-night on a myriad of frequencies. The latest count indicates that well over 250 different frequencies have been utilized for five-digit numbers transmissions since the early '60s. I would say that for one not to hear this semi-bionic femme on the shortwave bands is just about next to impossible. She is just about everywhere. And she has been at it for at least a quarter of a century!

"Quot homines, tot sententiae"¹

The who, where and most importantly, the why aspects of numbers transmissions are, for the most part, unknown. Most refer to these broadcasts that occur on the hour and the half hour as "spy" transmissions.

The spy theory has been somewhat enhanced over the years by our very own FCC with their strange and inconsistent answers to inquiries

¹ There are as many opinions as there are people.

--Terrance

from the shortwave listening and amateur radio community. It was the FCC that stated some years back that the 3060 and 3090 kHz five-digit Spanish numbers transmissions were originating from a site near Havana Cuba. It was the same FCC that shortly afterwards denied the statement. ...And then once again said they were coming from Havana! Curious how they continue to change their stories.

Some years later, the FCC complicated matters further by saying that the Commission did not deal in intelligence matters and therefore had no interest in numbers transmissions. They've also stated lots of other things over the years, many of them laughable.

But "spys" isn't the only reason proposed for these mysterious numbers transmissions over the years. There are those who believe that they're World Bank transactions. Coffee bean prices. Bolita scores. Messages to freedom fighters. The suggestions -- like the transmissions themselves -- are almost endless.

Whatever they are, most are made in the full-carrier mode with some SSB (single sideband) transmissions being reported. And it was learned a few years ago that some -- not all -- of the four digit Spanish and English transmissions were indeed, as the Los Angeles *Herald Examiner* stated, from sites near Remington and Warrenton, Virginia. Now that's a lot of miles from Havana! But there is, however, a very definite Havana numbers connection. Some numbers transmissions do come from various Cuban sites.

A government source that must remain anonymous tells me that the Sunday, 1500 UTC transmission on 3690 kHz comes from an embassy in downtown Havana. The embassy was not identified. The repeat broadcast is on 4030 kHz at 1530 UTC the same day. But the numbers stations that use 3690 and 4030 kHz at other times and days may or may not be Havana-based.

And what about my earlier references to "semi-bionic"? Well, it would appear that most numbers transmissions are produced by a system similar to that used by the telephone company to inform callers of changed or discontinued phone numbers. It appears that

these numbers are then transferred to a tape for transmission at later times.

One thing is certain: a female announcer reading numbers groups in Spanish, German, English and other languages, is familiar to any shortwave listener who has advanced beyond HCJB and Radio Canada International. And it's a subject that never fails to arouse lengthy discussion and controversy whenever SWLs congregate.

Five-Digit Numbers

The five-digit Spanish numbers transmissions are the most commonly encountered type. What you might hear is something like this:

"Atencion 975 20"
(repeated for several minutes)
xxxx xxxx
(each "x" represents a single number)
"Final"
(repeated twice)

The meaning of the first three digits remains unknown. Most monitors, however, refer to them as an "identifier" of some type. The other two letters are thought to indicate the "group count" of the message.

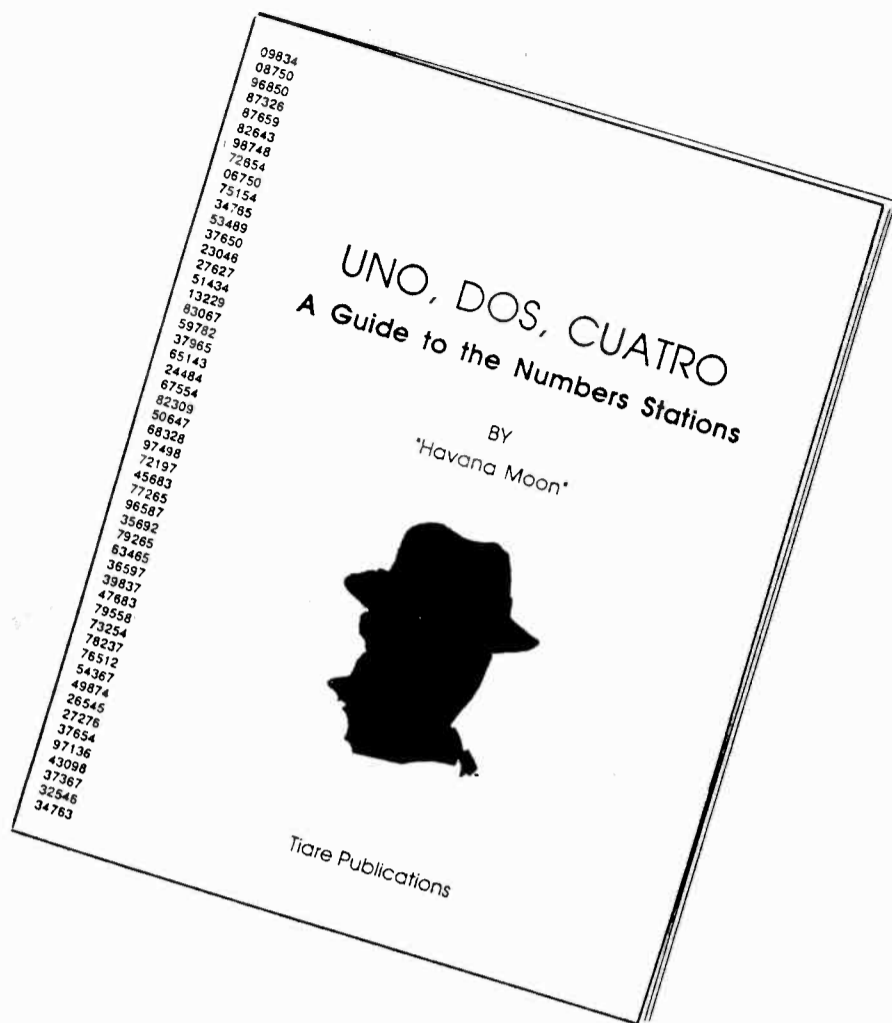
It should be noted that the majority of five-digit Spanish stations repeat their transmissions at 30 past the hour rather than at 15 minutes past. I know of no five digit Spanish stations that begin or repeat a transmission at 45 past the hour.

Bleeps and Blunders

Overly modulated and badly distorted signals are the rule when it comes to five-digit Spanish transmissions. Transmissions often abruptly cease and resume after short -- and at times, lengthy -- delays. "On-air" tape rewinds are common as are false starts. There are even times when one or two of the groups will consist of six characters rather than five. This may be a machine error or intentional.

The audio level is often so low on some transmissions that it would be next to impossible for those at the receiving end to copy anything but a small portion of the transmission.

If I were in the spy business, I'd be damned if I would depend on these



transmissions for my instructions! Another line of work would be found if my case officer could provide no better means of communications.

Harmonics (2nd and 3rd) are often reported from Florida and Virginia. I was under the impression that sound engineering practices would dictate *no* harmonics. California also reports harmonics on some 9 MHz frequencies. And spurs -- well, they're numerous up-and-down frequency for many kHz.

Often times, too, you'll hear one or two very faint numbers transmissions underneath the primary transmissions. There are even times when Radio Havana Cuba and Voice of America mixes with numbers transmissions. Of course, there is also the possibility that this *apparent* technical ineptness is nothing more than theatrics! Such things have been known to happen!

And the four-digit crowd? They are, without question, the "ne plus ultra" of the numbers world. They are, most of the time, thoroughly professional.

Where?

My Florida sources tell me that a 4825 kHz transmission at 1330 UTC and at 0500 UTC has determined to be coming from a site near Palm Beach International

Airport in Florida. There's also the possibility that the 0200, 0230, 0300, 0330, and 0400 UTC (Wednesdays only) transmissions on 3090, 3445, 4445 and 4052 kHz transmissions are coming from sites in Broward or Palm Beach County in the same state.

Signals with levels of over S9 were monitored in the Spring of 1985 in this area of Florida using a Sony 2001 with no external antenna. Transmissions at 1500, 1530, 1600, 1630, 1700, 1730, 1900, 1930, 2000 and 2030 UTC were all about the same signal level. It is believed that these ones originate from a site near the Kennedy Space Center or Patrick Air Force Base.

But the "U.S. Site Theory" does have its opponents. Said one government communications expert: "Don't overlook the fact that many of the 1030 kHz transmission towers on Cuba would 'load' very well on 3090 kHz..."

Even more bizarre is the slight possibility of some German numbers transmissions originating from a sinister Nazi enclave and transmitter complex hidden deep in the foothills of the Chilean Andes just south of Santiago. One source told me that our very own FCC once stated that some numbers transmissions (language not identified) originated from this part of South America!

How to Hear Them

Use the chart at the right. These are the most common frequencies for the five digit Spanish frequencies. Then sit back, listen, and let your imagination run wild.

Why not tape record one of these transmissions and play it back? How about a long-play recorder? They are very useful -- despite their many drawbacks, notably the price. I would definitely not be without my "extended play." It sure beats sitting up all night in front of the rig to ascertain just what happens on any particular numbers frequency over an extended period of time. And it's a relatively simple matter to chart the counter readings of the recorder to time segments.

Computers? Very definitely! A computer database is a *must* if you are a serious numbers monitor.

Does anyone know what the numbers are really all about? There are those who know the purpose of the numbers stations. And you can rest assured that those responsible for this ongoing mystery don't frequent "fern bars" where decorator color drinks with silly-sounding names are served. My guess is that they might well prefer Tecate or perhaps bourbon. I'll even guess that they have, or will, read this book! That's almost a sure bet. Will they respond? If they do, it will be with disinformation. I would expect nothing less. I would do the same thing if I were in their situation.

The numbers. They are a mystery! They are "dead drops" off a lonely Virginia country road. They are dipole antennas with white coax leading through a broken window of a decaying building on a remote section of a major international airport. They are white unmarked troop transport aircraft loading dark skinned men with uzis in the wee hours of the morning. They are a call from a higher authority. They are things you do not want to know but desire to know. They are the numbers.

Time now for a Tecate and...

Adios
Havana Moon y Amigas
60088

Best Bet Frequencies for Five-Digit Spanish Transmissions

- 3090 kHz
- 3445 kHz
- 3690 kHz
- 4025 kHz
- 4030 kHz Slavic language numbers transmissions as well as "P" (CW) beacon noted here. This is a MARS frequency.
- 4044 kHz
- 4050 kHz
- 4055 kHz
- 4125 kHz This is an international "ship calling" frequency and its use by numbers stations has at least one government agency slightly concerned.
- 4445 kHz
- 4670 kHz Maintain a close watch on this frequency. All types of numbers transmissions are monitored here.
- 4780 kHz Another frequency to monitor closely. Used by FEMA.
- 4825 kHz Very active.
- 5080 kHz Very active.
- 5090 kHz Very active.
- 5135 kHz
- 5250 kHz
- 5270 kHz
- 5780 kHz
- 5810 kHz Maintain a close watch.
- 5812 kHz Maintain a close watch.
- 6802 kHz Maintain a close watch. All types of transmissions monitored on this frequency.
- 6825 kHz
- 6825 kHz
- 6840 kHz Maintain a close watch.
- 6925 kHz Watch closely. Five digit Spanish on this frequency occasionally. KKN50 marker always down when transmissions occur.
- 7527 kHz

Copyright 1987 Tiare Publications. Reprinted by permission. *Uno, Dos, Cuatro* is available from both Miller Publishing and Grove Enterprises for \$13.95 plus shipping. Consult the advertisements in this issue.

DXING LIKE MOST OF US

by Theodore F. Brunner

Larry Miller's article, "DXING with the Eck-spurts" in the February 1987 issue of *MT* hurt to the quick. Miller reports on a bandscan started at 0100 UTC and lasting until 0200 UTC; the frequency covered was 9000 kHz-9600 kHz; and the equipment used ("pretty hot," according to Miller) was a Drake RL7 and a 250 foot inverted L antenna. Miller's ground rules: "We would move up the band, logging everything that we heard in one hour, using the spectrum occupancy chart printed in last month's *MT*."

Miller's results (apart from some thirty other stations): "As you can see, we've made some pretty decent discoveries--a Chinese regional, two spy stations, Radio Free Europe, Radio Station Peace and Progress."

Green with envy at his results, I decided to duplicate Miller's experiment. From the onset, I should note that I am anything but an "Eck-spurts": I happen to be one of those (I suspect thousands of) dilettante DXers who, for years, have been spending Sunday afternoons and evenings trying to check, once again, whether the shortwave bands might (apart from Radio Netherlands, the BBC, the VOA, and sundry radio preachers) possibly contain something other than crackles, rattles and squeals.

My equipment, too, is not very "hot": it consists of a Radio Shack receiver (it says "Realistic DX 302 Quartz-Synthesized Communication Receiver" on the front, but I have no idea what "Quartz-Synthesized" means), and a length of wire stretched from the back of the DX-302 through a hole in the living room wall.

The wire extends in a straight line from the receiver to the garage wall; from there it angles off a tree; next it jogs back to the house and from there it runs to a nail in another tree. All in all, the antenna (I guess you could call it a "horizontal M") is probably 55 feet long.

The wire has red insulation around it, a fact which bothers me no end: could it possibly be that all those fancy radio waves which people like Miller get are stopped by the insulation? Then there is that nail in the tree: might it be that *it* sucks all those exotic radio signals *into* the tree? One of these days, I'll have to do something about both the wire and the nail. On the other hand, I live on top of a hill in Laguna Beach, California. Surely, living on top of a hill ought to help.

In any case, here is how *my* bandscan went. Those of you who (as I do religiously) save your back issues of

MT may want to pull out the February 1987 issue for comparison; Miller's article starts on p. 14.

0100 UTC

9000 kHz: Auspicious start! Lots of hash, to be sure, but I can also hear at least three separate voices. Can't make sense out of any of them, though. One sounds Spanish. In fact, after a minute or so, they *all* sound Spanish. In any event, Miller didn't encounter anything but hash until he reached 9020 kHz.

9005 kHz: More faint Spanish voices. And some music. Not enough here for an ID.


9015 kHz: An English speaking voice, partially covered by someone singing in Spanish. Again, too much hash to make any sense of it.

9020 kHz: Here's where Miller heard a weak Chinese transmission, and an ID for the Central People's Broadcasting System. I hear nothing but hash.



9030 kHz: Again, Miller heard a Central People's broadcasting station. And again, I hear nothing but hash. Why can't I hear the Chinese?

9056 kHz: Take *that*, Larry! You heard nothing here, but I hear what seems to be a VOA broadcast! After all, where else would they be talking about insulin pumps developed at the University of California?



9074 kHz: Here's where Miller heard one of those so-called "numbers" or spy stations. I have *never* heard one of those so-called "numbers" or spy stations. I'd sure love to hear one of them once. Nothing on 9074 kHz, to be sure.

9085 kHz: Ditto.

9110 kHz: Spanish transmission (voice). Can't make any sense out of it.

9115 kHz: More Spanish voices, partially covered by WWV. *WWV?* My God, how can this be? I've never

heard WWV broadcasting on 9115 kHz! Must be a problem with my DX-302!

9169 kHz: Very slim pickings until now. Some very faint Spanish here.

9239.5 kHz: Here, Miller encountered an Armed Forces Radio and Television (AFRTS) feeder broadcasting from Barford, England, not a bad catch according to him. Maybe so. Especially if you have a receiver that gives you .5 frequency readouts. My DX-302 doesn't. And there certainly isn't *anything* at either 9239 or 9240 kHz!

9360 kHz: Spanish transmission. Excellent reception. Must be Radio Exterior de Espana, if Miller can be trusted.

9595 kHz: Miller heard Greece here. I hear absolutely nothing. Except lots of hash, of course.

9420 kHz: *There* is Greece! Faint, to be sure, but I recognize the language. According to Miller, 9420 is much stronger than 9595. right on, Larry!

9435 kHz: "No real surprise here," says Miller. "It's Kol Israel broadcasting from Jerusalem in English. A very strong signal." Well, surprise, Larry: all I get is very strong hash.

9445 kHz: According to the *MT* frequency section, I should be hearing the Deutsche Welle here. You guessed it: nothing but hash.

9450 kHz: Nothing. Miller thought he heard what might have been Radio Moscow here.

9465 kHz: Very strong Spanish transmission. Miller suspects the VOA on this frequency.

9470 kHz: Here's where Miller heard Andean-style music. *Andean-style music?* All I hear is Andean-style hash.

9480 kHz: Here, Miller heard what he thinks may have been a Soviet domestic station. I'm green with envy. *Soviet domestic station!* I'm having trouble receiving Radio Moscow! Relayed from Havana, that is! And I *certainly* don't hear anything on 9480 kHz!



9490 kHz: A man's voice, very faintly. Portuguese? Who knows. Miller heard Radio Peace and Progress from the Soviet Union on its way

down to South America here.

9510 kHz: Aha! An SSB transmission! Must be, because it sounds like a duck. The problem is that it continues to sound like a duck even after valiant attempts to fiddle with the BFO and sundry other switches and dials. Miller heard Radio Bucharest here. Could it be that people in Bucharest talk like ducks?

9515 kHz: BBC, loud and clear. Big deal!

9525 kHz: Miller gets hash. I get a Spanish transmission, loud and clear. It is now 0129 UTC (I'm rapidly falling behind Miller). Let's wait for an ID. No ID by 0133. Let's move on.

9535 kHz: Another Spanish voice. BUT: this one has middle-eastern music in the background.

9542 kHz: The Deutsche Welle. In English. Pretty fair reception.

0145 UTC

9550 kHz: Spanish transmission, clear, but no ID after several minutes. I'm falling even further behind Miller.



9575 kHz: "An easy one," according to Miller. "Italy in Italian." Oh yeah? I get hash.

9580 kHz: English conversation. Not clear enough to understand all of it, but somebody is talking about "following your Doctor's advice." Must be the VOA again.

9590 kHz: BBC again (same as 9515 kHz). Loud and clear.

It is now 0200 UTC, and I made it. Barely. Covering 590 kHz in one hour isn't easy. I don't know how Miller did it. The bottom line: No Chinese regionals. No spy stations. No Radio Free Europe. No Radio Station Peace and Progress. Lots of hash, to be sure. And lots of Spanish. A bit of middle-eastern music on 9535 kHz. In the background, unfortunately.

I'll try again next Sunday.

Maybe I'll do something about that red insulation on my antenna between now and then. And that nail's got to go! In fact, I might even replace that DX-302. After all: WWV on 9115 kHz?! ■

Why Are People Saying These Nice Things About Us?

World Radio Report
3 Lisa Drive
Thorndale, PA 19372

1 March, 1987

Dear Sirs:

Enclosed please find a money order in the amount of \$18 for a year's subscription to **World Radio Report**. I have seen several recent copies of your publication and I am impressed. It is **exactly** what, I as a shortwave listener and editor of a column in a national shortwave listener's club bulletin need to keep up on station schedules and broadcasting times. Its up-to-date and current schedules are certainly the best in the hobby and I feel that I owe it to myself to subscribe.

Keep up the good work! You could not be doing any better!

73,

Donald E. Stidwell
New York, New York

- DX Articles
- Classifieds
- Frequencies
- Advance Program Details
- Up-to-the Minute DX News
- And Much More!

WORLD RADIO REPORT

— Sign me up! Enclosed is \$18 for 12 issues in North America; \$36 elsewhere.

Name _____

— I can't wait 'till the next issue. I've added \$1 for first class mailing of the current edition. Counts as one month in your subscription.

Address _____

— Please send me a sample copy of World Radio Report. Enclosed is \$250

City _____ State _____ Postal Code _____

Country _____

Make checks or money order payable to World Radio Report, 3 Lisa Drive, Thorndale, PA 19372. All subscriptions start with the next available issue unless indicated above. Substantial penalty for early cancellation. Write for details. World Radio Report is the official publication of the non-profit Foundation for International Broadcasting.

The FCC Listens In

A forest of antennas and wall to wall receivers--a radio hobbyist's dream! The Federal Communications Commission field offices are well equipped to monitor just about anything in the spectrum.

Recently, *MT* was privileged to get a peek inside the nerve center of the Powder Springs, Georgia, monitoring station as shown in the accompanying photographs. While much of the equipment shown in the racks is commercial, the FCC's own Equipment Construction and Installation Branch (ECIB) is headquartered here as well.

ECIB's primary responsibility is to research and develop specialized equipment for the Commission, such as the recently-patented series of mobile radio direction finding (RDF) equipment (those patent rights have been sold, incidentally, to a Fort Lauderdale commercial firm).

The Antenna Farm

The Powder Springs site doesn't want for antennas; at the present time, the following directional and non-directional arrays are in use:

- 0 Wullenweber RDF which provides 200 kHz-30 MHz coverage with a two-degree accuracy;
- 0 HyGain log periodic dipole array (LPDA) for 100-1300 MHz continuous coverage;
- 0 six rhombics with switchable direction;
- 0 4 Beverages with switchable direction;
- 0 two conical monopoles (2-8, 5-30 MHz).

Mobile Equipment

Since the Powder Springs installation

is geared up for fixed operation, a special mobile truck is used to resolve problems involving FM, TV, microwave, and cable broadcast complaints which require on-site inspection.

For land mobile services, a special bubble-top van (which houses the patented RDF gear) is dispatched when VHF/UHF complaints are received.

Complaints and Protocol


Since the Powder Springs office is encharged primarily with HF (3-30 MHz) fixed service monitoring efforts, their assignments are not always what you and I would expect (CB, ham radio, computers, etc.). Interestingly enough, although complaints do run the entire gamut, a considerable number involve military operations.

The U.S. military agencies are authorized to operate anywhere they wish in the spectrum on a non-interference basis. If a frequency appears to be vacant, they may just latch on to it. Thus, complaints from marine, coastal, amateur, and other fixed services frequently arise.


Those Numbers Stations

We asked our hosts whether the notorious "spy numbers stations" give rise to many complaints (see our expose on these in the April, 1984, issue of *MT*). "Not now that everyone knows what they are" was the reply!


We would like to thank FCC engineers Don Taylor and Jim Crowell for their help in preparing this *MT* exclusive. ■




Above and facing page show the antenna field and exterior FCC installation at Powder Springs.



"Inside the FCC" - Two monitoring stations the envy of any hobbyist! (Photos courtesy of FCC)





Ft. Lauderdale FCC Flees Urban Interference

The Ft. Lauderdale, Florida, monitoring station, long helpful in identifying those Cuban jammers on the domestic broadcast band, will be moving.

This coming September their new offices will be located on a 150 acre tract on Lloyd Road in Vero Beach, three miles south of State Road 60 near County Road 512.

The move was necessary to escape the rising electrical noise level from encroaching civilization at the Ft. Lauderdale site.

FCC Office Addresses

Need to contact your local FCC office? MT presents the following up-to-date list for your use; for brevity we omitted the second line in each address which would of course read--"Federal Communications Commission."

- | | | |
|--|---|---|
| ALASKA , Anchorage Office
6721 West Raspberry Road
Anchorage, Alaska 99502
(907) 243-2153 | HAWAII , Honolulu Office
Waipio Access Rd.
P.O. Box 1030
Walpahu, Hawaii 96797
(808) 677-3318 | NEW YORK , Buffalo Office
1307 Federal Building
111 W. Huron Street
Buffalo, New York 14202
(716) 846-4511 |
| ARIZONA , Douglas Office
P.O. Box 6
Douglas, Arizona 85608
(602) 364-8414 | ILLINOIS , Chicago Office
Park Ridge Off Ctr Rm 306
1550 Northwest Highway
Park Ridge, Ill 60068.
(312) 353-0195 | NEW YORK , New York Office
201 Varick Street
New York, New York 10014
(212) 620-3437 |
| CALIFORNIA , San Diego Off
4542 Ruffner St, Rm 370
San Diego, Cal 92111-2216
(619) 293-5478 | LOUISIANA , New Orleans
800 W Commerce St Rm 505
New Orleans, La 70123
(504) 589-2095 | OREGON , Portland Office
1782 Federal Office Bldg
1220 SW 3rd Avenue
Portland, Oregon 97204
(503) 221-4114 |
| CALIFORNIA , Livermore Off
P.O. Box 311
Livermore, Cal 94550
(415) 447-3614 | MAINE , Belfast Office
P.O. Box 470
Belfast, Maine 04915
(207) 338-4088 | PENNSYLVANIA , Phila Office
1 Oxford Valley Off Bldg
2300 E Lincoln Hwy Rm 404
Langhorne, Penna 19047
(215) 752-1324 |
| CALIFORNIA , Long Beach
3711 Long Beach Blvd
Room 501
Long Beach, Cal 90807
(213) 426-4451 | MARYLAND , Baltimore Off
1017 Federal Bldg
31 Hopkins Plaza
Baltimore, Md 21201
(301) 962-2728 | PUERTO RICO , San Juan Off
Federal Bldg & Courthouse
Av Carlos Chardon Rm 747
Hato Rey, PR 00918-2251
(809) 753-4567 |
| CALIFORNIA , San Fran Off
424 Customhouse
555 Battery Street
San Francisco, Cal 94111
(415) 556-7701 | MARYLAND , Laurel Office
P.O. Box 250
Columbia, Maryland 21045
(301) 725-3474 | TEXAS , Dallas Office
9330 LBJ Expresswy Rm 1170
Dallas, Texas 75243
(214) 767-5690 |
| COLORADO , Denver Office
12477 West Cedar Drive
Denver, Colorado 80228
(303) 236-8026 | MASSACHUSETTS , Boston
1600 Customhouse
165 State Street
Boston, Mass 02109
(617) 223-6609 | TEXAS , Houston Office
1225 North Loop W, Rm 900
Houston, Texas 77008
(713) 229-2748 |
| FLORIDA , Ft.Lauderdale Off
P.O. Box 16027
Ft. Lauderdale, Fla 33318
(305) 473-9845 | MICHIGAN , Allegan Office
P.O.Box 89
Allegan, Michigan 49010
(616) 673-2063 | TEXAS , Kingsville Off
P.O. Box 632
Kingsville, Tex 78363-0632
(512) 592-2531 |
| FLORIDA , Miami Office
Koger Bldg, Rm 203
8675 NW 53rd Street
Miami, Florida 33166
(305) 350-5542 | MICHIGAN , Detroit Office
24897 Hathaway Street
Farmington Hills, MI 48018
(313) 226-6078 | VIRGINIA , Norfolk Office
5656 Shell Road
Virginia Beach, Va 23455
(804) 441-6472 |
| FLORIDA , Tampa Office
1211 N. Westshore Blvd
Room 601
Tampa, Florida 33607
(813) 228-2872 | MINNESOTA , St. Paul Office
Federal Bldg Room 693
316 North Robert Street
St. paul, Minnesota 55101
(612) 725-7810 | WASHINGTON , Ferndale Off
P.O. Box 1125
Ferndale, Wash 98248
(206) 354-4892 |
| GEORGIA , Atlanta Office
Massell Bldg Rm 440
1365 Peachtree St N.E.
Atlanta, Georgia 30309
(404) 347-3084 | MISSOURI , Kansas City Off
Brywood Office Twr Rm 320
8800 East 63rd St
Kansas City, Missouri 64133
(816) 926-5111 | WASHINGTON , Seattle Off
One Newport, Room 414
3605 132nd Avenue, S.E.
Bellevue, Wash 98006
(206) 764-3324 |
| GEORGIA , Powder Sprgs Off
P.O. Box 85
Powder Springs, Ga 33073
(404) 943-5420 | NEBRASKA , Grand Island Off
P.O. Box 1588
Grand Island, Neb 68802
(308) 382-4296 | |

WARC - HFBC(2)

For five weeks ending March 8, 1987, delegates from some 120 nations met in Geneva, Switzerland, to try to improve the overcrowded, interference-plagued condition of the shortwave broadcasting bands.

Known formally as the Second Session of the World Administrative Radio Conference for the Planning of the High Frequency Bands Allocated to the Broadcasting Service, WARC-HFBC(2), the conferees aired their differences, made some far-reaching decisions, but left the most difficult issues for another conference about 5 years from now. Shortwave listeners aren't likely to notice any immediate change resulting from this meeting, but over the longer term, WARC-HFBC(2) will probably have a significant impact on shortwave broadcasting.

The conference also marked an important milestone for the Association of North American Radio Clubs: it was the first time that ANARC - or any other international listeners organization, for that matter - participated in a WARC. The US delegation, headed by Ambassador Leonard H. Marks, must be thanked for recognizing the importance of the listener's perspective, for accrediting me as an observer for the final week, and for supporting the distribution of ANARC's Woodpecker Project report at the conference.

USB Broadcasting

Probably the most important decision reached by the conference was to end the use of double-sideband (DSB) modulation for shortwave broadcasting by December 31, 2015, and to encourage a transition to upper-sideband (USB) instead. Transmitters installed after 1991 are to be USB-capable.

Switching to USB will eventually double the number of channels available, thus reducing overcrowding. But it will also make existing DSB-only equipment obsolete, and may raise the minimum shortwave receiver price. The long transition period is intended to ease the economic and technological adjustments.

The conferees noted that "incentives clearly need to be provided to industry to manufacture receivers with synchronous demodulation" (such as the Sony ICF-2010 has) so that tuning in single-sideband signals will be as easy as tuning in DSB signals is now.

They also recommend that "future low-cost broadcast receivers [be] equipped to cover all HF broadcasting bands and, if possible, to provide digital frequency display."

Band-Sharing with Hams

The delegates decided that "the

sharing of frequency bands by the Amateur and Broadcasting Services is undesirable and should be avoided." Broadcasters in the 7000-7100 kHz ham band were told to stop transmitting immediately.

While this must come as welcome news for hams, another shoe may drop at a future WARC. Amateurs in North, Central and South America now share the 7100-7300 kHz band with broadcasters. The statement that such sharing is undesirable suggests that a future conference may allot this band exclusively for broadcasting.

Central Planning

WARC-HFBC(2) was supposed to decide on implementing a computerized system for the International Frequency Registration Board (IFRB) to select frequencies for each HF broadcasting station "on the basis of the principles of equality and equitable access." This would be a radical departure from the present "coordinated" system in which each country picks its own broadcasting frequencies.

A few months before WARC-HFBC(2) began, the IFRB published some trial runs of its proposed planning system. The results disappointed even the most ardent supporters of planning. Not only could the plan not accommodate the large number of transmissions that nations want to air, but broadcasters would have to change frequency as often as every half hour to ensure maximum spectrum utilization. Aside from being impractical for many older transmitters, this would make it hard for listeners to locate and stay with a service as it moves from channel to channel.

Since the plan was judged unacceptable in its present form, the conference instructed the IFRB to try to improve it for possible implementation in part of the broadcasting spectrum.

Meanwhile, the IFRB is to develop a new frequency coordination process as an alternative to planning in the rest of the broadcasting spectrum. A future WARC, foreseen as taking place around 1992, will decide whether to implement the plan, or the improved coordination procedures, or both. Until then, the existing coordination procedures will continue to be used.

Out-of-Band Broadcasting?

Postponing the implementation of planning created a problem: an additional 725 had been promised to the HF Broadcasting Service starting in July 1989, on condition that use of the added channels be planned. With the decision on planning delayed to 1992 at the earliest -- and possibly rejected even then -- what will happen to the "band extensions" available in 1989 (11650-11700, 11975-12050, 13600-

13800, 15450-15600, 17550-17700 and 21750-21850 kHz)?

In a decision that upset many delegations, the conference extended the deadline for transferring the Fixed Service stations out of the promised spectrum above 10 MHz, and agreed to delay formal reallocation of these bands to the Broadcasting Service pending the outcome of the next HF WARC.

However, since the band extensions are mostly adjacent to overcrowded broadcasting bands, and most of the Fixed Service stations have already been reassigned, we're likely to see broadcasters (continue) moving into this under-used spectrum anyway, citing Radio Regulation No. 342, which permits out-of-band operation so long as no harmful interference is caused to stations following ITU rules.

Since the combined benefits of switching to USB and improved coordination and planning may still not be enough to meet the needs of the HF Broadcasting Service, the conferees recommend that WARC-92 consider allocating additional spectrum for broadcasting. Since this would mean taking channels away from other HF services, it could become an HF reallocation conference, or even a General WARC like the one in 1979.

Woodpecker Report


During the second week of WARC-HFBC(2), Ambassador Marks met with W. H. Bellchambers, chairman of the IFRB, and gave him a copy of "The Woodpecker Project: A Preliminary Report." I had a chance to speak with him later. The IFRB is well aware of the problem - not just interference caused by the Woodpeckers, but the proliferation of powerful, frequency-hopping HF radars of all types. While promising that the IFRB would study our report after the conference, Mr. Bellchambers admitted that there wasn't much that the International Telecommunication Union could do without the cooperation of the nations sponsoring such systems.

Soon after the Woodpecker report was released at the conference, the US delegation introduced a resolution directing the IFRB to monitor the HF broadcasting bands to identify and report on sources of harmful interference. Worded broadly enough to include OTH radar signals as well as jamming, this proposal was quickly approved by the conference. Hopefully it will increase awareness of the problem of interference, maybe even inspire offenders to change their behavior.

Final Thoughts

WARC-HFBC(2) had moments of

by Robert Horvitz
Government Affairs Liaison
Association of North American Radio Clubs



Photos, top to bottom: (1) The U.S. delegation's desk-mark; (2) the room where WARC plenary sessions were held; (3) the entrance to the International Conference Center (4) Deputy Director of the State Department's Office of International Radio Warren Richards (left), confers with David Cohen (right), Spectrum Division, National Telecommunications and Information Administration, during a conference break.

high drama, not to mention hours of tedium. Although the subject matter was ostensibly technical, ideology had a lot to do with how problems were defined and proposals were supported. Politics was never far from the surface.

Given the wide range of opinions represented, it is probably significant that the conference reached any agreement at all. For a long time it looked like it wouldn't. But one of its most interesting aspects was that countries usually antagonistic to each other worked closely together in Geneva: the U.S. and the USSR, India and Pakistan, Iran and Iraq. The airwaves may not always be friendly, but international broadcasting does seem to bring the peoples of the world closer together -- without eliminating their differences. ■

Grove's Indoor SWL Antenna

Our "Hidden Antenna System" is your key to exciting short wave reception without an outside antenna!

Here's the apartment dweller's dream—a high performance, amplified indoor antenna system.

This 66-inch, thin profile, flexible wire antenna can be tucked in a corner, hung behind a drape—just about anywhere out of sight. And when connected to the powerful PRE-3 signal booster, you have instant total spectrum coverage from 100 kHz to over 1000 MHz!

Yes, global short wave reception will be at your fingertips, and you can operate two radios at one time!



Full instructions included.

The Grove PRE-3 Power Ant has taken all the best from its successful predecessors and combined them into one powerful signal booster.

Equipped with a high gain, low noise, solid state amplifier stage, the PRE-3's front panel control allows custom selection of up to 30 dB of amplification!

What you need to order:

ANT-6 Hidden Antenna	\$8.95 (free shipping)
PRE-3 Power Ant III	\$39 (plus \$1 ⁰⁰ UPS, \$3 U.S. Parcel Post, \$4 Canada)
ACC-20 AC adaptor	\$9.95 (free shipping with PRE-3)
ACC-60 receiver cable	\$5.00 (you specify connector or receiver model; one for each receiver)



POWER ANT III

Add the Grove Minituner for Incredible Reception!

The addition of the Grove Minituner to the ANT 6/PRE-3 combo will allow signal peaking to perfection as well as eliminate intermodulation and image interference on your general coverage receiver.

Here's what you will need in addition to the combo above:

TUN-3 Minituner	\$39 (plus \$1 ⁰⁰ UPS, \$3 U.S. Parcel Post, \$4 Canada)
ADP-1 UHF/F adaptor	\$2.50 (free shipping)
ADP-2 F/PL-259 adaptor	\$2.50 (free shipping)



MINITUNER

CALL TODAY – TOLL FREE

VISA, MC OR C.O.D. 1-800-438-8155

SEND CHECK OR MONEY ORDER TO:

**15 DAY RETURN POLICY
FULL REFUND**

GROVE ENTERPRISES
P.O. Box 98
Brasstown, N.C. 28902
Phone 704-837-9200



All equipment manufactured by Grove is warranted against manufacturing defects for a period of one year under normal use by the purchaser, providing that no modifications or field repairs have been attempted.

RADIO ACTIVITY

We welcome your loggings and will present a selection from them each month in this column.

Algeria

Radiodiffusion-Télévision Algérienne on 14492 kHz, the 2nd harmonic of 7246 kHz. Observed around 1740 UTC with chanting and a woman and man in presumed Kabyle. 7246 kHz also heard through severe ham interference and jamming. The 3rd harmonic, 21738 kHz, occasionally makes it here when conditions permit. (Bob Hill, Sharon, MA)

Benin

ORT du Benin at 0510 UTC in French on 4870 kHz. Several selections of African native music. Male announcer with Benin ID and announcements.

Botswana

Radio Botswana from 0348 to 0432 UTC on 4820 kHz. Interval signal and detailed sign on announcement with many AM and FM frequencies, then into program of religious music in Setswana. (John Santosuosso, Oak Hill, FL)

Brasil

Radio Brasil Central at 0140 UTC in Portuguese on 4985 kHz. continuous sports commentary by rapid-fire announcer.

Radio Club do Para at 0135 UTC in Portuguese on 4885 kHz. Heard under Morse code. Station announcements, time check and a lively Saturday night music program of Brazilian samba music

Radio Cultura do Para at 0155 UTC in Portuguese on 5045 kHz. Easy listening and pop music. Station ID and "hallo" to listeners at 0200. More pop music.

Radio Nacional da Amazonia at 1930 UTC in Portuguese on 11780 kHz. Easy listening instrumentals, Amazonia station promotions and pop music.

Radio Nacional Manaus at 0220 UTC in Portuguese on 4845 kHz. Music titles of Portuguese pop, easy listening, and rock music. Local time check for Manaus, talk and more pops.

Radio Poti at 0150 UTC in Portuguese on 4965 kHz. More sports commentary by male announcer. One brief singing ad during a break.

Burkina Faso

TV Burkina at 0635 UTC in French on 4815 kHz. U.S. rhythm and blues music, DJ type format with music intros. Reggae music followed.

Cameroon

Radio Garoua at 0535 UTC in French on 5010 kHz. Native African music to 0558 UTC, announcements, ID at 0600 into English newscast. A good time to get a report for this one is during this English newscast.

Central African Republic

Radio Centrafrique at 0445 UTC in French on 5035 kHz. Local station announcements, native African music, station ID and news reporting format at 0530.

Chad

Radiodiffusion Nationale Tchadienne at 2150 to 2205 UTC on 4898 kHz. Hilife music and station identification at 2205 UTC. Probably trying to escape Libyan jammer on 4920 kHz. (John Santosuosso, Oak Hill, FL)

Radio Moundou at 0533 UTC in French on 5288 kHz. Native African music. Brief mention of Moundou at 0540 UTC. More African music followed. Lots of noise but fair programming audible.

China

CPBS-1 (Central People's Broadcasting Station) The 3220 channel noted from 2205 UTC with woman in Standard Chinese; presumably news. High-side het QRM, otherwise fair; better on dual 4460 kHz. (Bob Hill, Sharon, MA)

Fujian Front Station (Voice of the Strait) from 1222 to 1243 UTC on 3200 kHz. Commentary in Chinese by woman announcer followed by instrumental Chinese music. (John Santosuosso, Oak Hill, FL)

Clandestine

A Voz de Resistencia do Galo Negro from 0330 to 0344 UTC on 4973 kHz. Rooster interval signal, anthem, and into program in Portuguese with several mentions of Angola. (John Santosuosso, Oak Hill, FL)

Radio Freedom (via Africa No. 1) at 1915 to 2013 UTC on 15475 kHz in French. Program sponsored by the African National Congress with news and commentary, references to "African Solidarity." (John Santosuosso, Oak Hill, FL)

Radio Halgan (via Ethiopia) from 1725 to 1757 UTC on 9590 kHz. Somali commentary and local music. Logging submitted as tentative. (John Santosuosso, Oak Hill, FL)

Radio Iran Toilers (probably via USSR) at 1530 UTC on 10870 kHz with commentary but gone by 1535 UTC. (John Santosuosso, Oak Hill, FL)

Colombia

Ondas Orteguzza at 2330 UTC in Spanish on 4975 kHz. Tone signal with station ID at 2230 UTC, local news and announcements. Weak signal.

Radio Sutatenza at 2240 UTC in Spanish on 5095 kHz. "Canned" promotional for station with ID. News about Bogota.

Costa Rica

Radio Reloj at 0623 UTC in Spanish on 4832 kHz. Popular Spanish music with DJ type announcer and station ID. (C. Volz - Valparaiso, IN)

Dominican Republic

Radio Clarin at 2257 to 2303 UTC on 11700 kHz in Spanish. News and commentary on the Communist threat to the Dominican Republic. Radio Clarin station identification at 2303 but no CID ID heard. (John Santosuosso, Lakeland, FL) [CID is the initials for "Cuba Independent and Democratic", the organization which a few months ago purchased virtually all of Clarin's airtime. -ed.]

Ecuador

La Voz de los Caras at 0205 UTC in Spanish on 4795 kHz. Spanish ballads and classical music. Announcements and ID between music.

Radio Centinela del Sur at 0330 UTC in Spanish on 4890 kHz. Very lengthy sports commentary.

Radio Iris at 0225 UTC in Spanish on 3381 kHz. Local announcements with talk on city of Esmeraldas. Ecuadorian folk music. [Known locally as "pasillo", the soft like bolero music is played on a guitar. -ed.]

All Monitoring Times readers -- no matter what their level of expertise -- are encouraged to let us know what they've been hearing.

Send your loggings to:
Gayle Van Horn
160 Lester Drive
Orange Park, FL 32073

La Voz de Upano at 0155 UTC in Spanish on 5040 kHz. Symphony music. "La Voz de Upano, Macas, Republica de Ecuador." Also gave frequencies during ID for medium and shortwave.

Radio Quito at 0135 UTC in Spanish on 4920 kHz. Slow Spanish ballads. Music up to 0200 ID of "Radio Quito, La voz de Capital, Quito, Republic de Ecuador."

Radio Zaracay at 0025 UTC in Spanish on 3395 kHz. News briefs and Radio Zaracay ID after brassy introduction. "Canned" promotional announcements for the station's news.

French Guiana

Radio France International via Montsiner relay, at 0445 UTC in English on 9800 UTC. International news primarily relating to France. Station ID with frequencies and upcoming Spanish programming. Brief instrumental music and into Spanish programming at 0500 UTC. Parallel frequency on 6055 kHz. (Mike Hardester, N. Versailles, PA)

Germany, East

Radio Berlin International at 1311 UTC on 15240 kHz. Africa Service programming. (Dave Kammler, Keflavik, Iceland)

Greece

Radio Station Macedonia from Thessaloniki is currently relaying its domestic service in Greek on shortwave. The schedule is from 0600-1000 UTC (Sundays only) on 9935 and 11595 kHz, 1000-1600 UTC on 9935 and 11595 kHz and from 1625-2215 UTC on 7000 and 9935 kHz. (BBCMS)

Radio Station Makedonias -- 9550 is the latest new frequency to be found for this one, which has become something of a gypsy in recent months. The station ID is in Greek at 1900 following a time check. (Bob Hill, Sharon, MA)

Guatemala

Radio Chortis at 0035 UTC in Spanish on 3380 kHz. Chortis ID, religious sermon or text followed by religious choral music.

Radio Cultural at 0632 UTC in Spanish on 3300 kHz. Weak signal, but announcer coming through with station ID and two musical instrumentals of "What the Heck" and "Honey, I Love You" (Carl Volz - Valparaiso, IN)

La Voz de Nahuala at 0030 UTC in Spanish on 3360 kHz. Solo flute music, local time check, easy listening music and into Spanish religious music.

Radio Tezulutlan at 0015 UTC in Spanish on 3370 kHz. Local steel drum marimba music. Announcements and mention of city "Coban" with station ID.

Guinea

Radio Diffusion National at 0625 UTC in French on 4900 kHz. Two male announcers with news reporting format and "chit-chat."

Honduras

La Voz Evangelica at 0115 UTC in Spanish on 4820 kHz. Beautiful instrumental guitar ballads, station promotions, program schedule for Sunday followed by more guitar music.

San Radio, HRR1, at 0017 UTC in Spanish on 4755 kHz. Political-sounding discussion on "el presidente de la republica Honduras." Local commercials

Station news (See "World Radio News", this issue) should be forwarded to:

Larry Miller
3 Lisa Drive
Thorndale, PA 19372

for Banco-Central Americano and the Nacional Cafe. Brief march music at 0033 UTC and apparent ID as "en Sani Radio informo." Programming switched to the Moskito language. Fading a definite problem. (Mike Hardester - N. Versaille, PA)

Iceland

Kalaallit Nunaata Radioa from 1111 to 1135 UTC on 3999 kHz with brief talks and religious music. (John Santosuosso, Oak Hill, FL)

India

All India Radio, Lucknow, on 3205 kHz with "Song of India" from 0023 until 0025, when it seemed to go into a subcontinental vocal. Announcement at 0026, then some kind of flute music. Audio seemed to change at 0030 and again at 0035 (the latter probably for a relay of news in English from Delhi). Followed with great difficulty until around 0120 UTC when it faded below readability.

Seemed parallel to 3365 (Delhi), which would be logical because both outlets carry the Northern Regional Service. After 0100 UTC an even weaker signal on 3223 kHz might well have been Simla! Watch for unusually poor reception of Latin American stations as a tipoff to possibly enhanced subcontinental signals (or, of course, to wretched conditions overall). (Bob Hill, Sharon, MA)

All India Radio: External Service found on new 4990 kHz carrying the 0000-0045 Tamil language transmission. It's parallel to 3905 and 7260 kHz. Pretty decent level, although another station occasionally provides bothersome co-channel QRM. (Bob Hill, Sharon, MA)

All India Radio at 2225 UTC in English on 9910 kHz. Heard only five minutes but enough to hear female announcer giving frequency schedule and ID. My first All India Radio reception in 4 years but not enough info for a report. (Carl Volz - Valparaiso, IN)

Japan

Radio Japan at 1552 UTC on 17785 kHz. Report on Japanese man kidnapped in the Philippines and a talk about China. (Dave Kammler, Keflavik, Iceland)

Kuwait

Radio Kuwait at 1820 UTC in English on 11675 kHz. U.S. rock music by Rod Stewart and David Bowie.

Lesotho

Radio Lesotho at 0300 UTC in Lesotho on 4800 kHz. Station sign-on with the Lesotho national anthem and ID. Chorus with religious music and a sermon text by male announcer. Looks like this station is active again. (J. Bonet - Lafayette, LA)

Libya

Radio Jamahiriya at 2038 UTC in English on 7245 kHz. Two monotone announcers blasting the U.S. and its naval strategy. Also warned listeners that the U.S. was about to invade Asia. (Carl Volz - Valparaiso, IN) [And Latin America, Europe, the Middle East, Canada, Australia and New Zealand, etc., etc. Now that's entertainment. -ed.]



SHORTWAVE HEADQUARTERS

Our 16th Year! Order Toll Free 800-368-3270

EEB—The Nation's Leading SWL Supplier



Malawi

The Malawi Broadcasting Corporation (MBC) Blantyre, has reactivated 3381 kHz. as observed several evenings in February. Rapid drums from 0251 UTC, rooster crowing thrice at 0253, then sign-on announcements (including "MBC") followed by music. Returned at 0407 UTC to find hili-type music and ad or ads in presumed Chichewa. QRM? If you enjoy it, you'll have a wonderful time trying to copy this one! (Bob Hill, Sharon, MA)

Malta

IBRA Radio at 2047 UTC in English on 6110 kHz. Family religious programming and Gospel music. (Carl Volz - Valparaiso, IN)

Nicaragua

Radio Zinica at 1545 UTC on 6120 kHz in Spanish. Excited male announcer with selection of Spanish and English pop music. (Thompson - FL ASWLC)

Niger

RTV Niger at 0540 UTC in French on 5020 kHz. Repetitive African drum music. Two male announcers with talk and ID. (Larry Peterson - Oklahoma City, OK)

Nigeria

Radio Nigeria at 0440 UTC in English on 4770 kHz. Schedule of upcoming programs for the day and Lagos time check for "quarter to six" followed by national news of Nigeria. (Peter Crawford - Lake Marmoset, WI)

Voice of Nigeria on 0815 UTC in English on 7255 kHz. Program Focus then drum beat interval signal with station ID. Excessive static on frequency. (Carl Volz - Valparaiso, IN)

North Korea

Radio Pyongyang at 1200 UTC in English on 9715 kHz. Station ID at top of the hour followed by news, including a pledge of loyalty to "the great leader, President Kim Il Sung." Final report on "golden largescale construction." Monitored up to 1248 UTC. (James Kline, Santa Monica, CA)

Northern Mariana Islands (Saipan)

KYOI at 2124 UTC on 9670 kHz. Rock music. (Dave Kammler, Keflavik, Iceland) [Still broadcasting rock in early March even though now owned by the Christian Science Monitor. Changes in format apparently won't occur for a couple of months, if at all. See CSM interview in February World Radio Report. -- ed.]

Numbers

2302 to 2311 UTC in Upper Side-band with "Papa Juliette" ID and bagpipes. At 2305 UTC into 5-digit German-language numbers. (J. Santosuosso, Lakeland, FL) 2207+ with 5-digit German-language numbers in xxx xx format. Interesting how some numbers transmissions use frequencies in the middle of the broadcast bands. (J. Santosuosso, Lakeland, FL)

R-2000 KENWOOD SALE



Kenwood offers a communication receiver to suit your listening pleasure. It covers the full spectrum: Long, Medium, and Shortwave. AM-CW-SSB-FM Wide-Narrow Selectivity, Noise Blanker, and more.

R-2000 Special Sale . . . \$499.95
VHF Converter (VC-10) . . . \$149.95

FREE EEB will extend your warranty from 3 to 6 months. EEB is a Kenwood Factory Authorized Service Center.

KENWOOD R-5000



All-Band All-Mode Receiver Covers 100 kHz-30 MHz (108-174 MHz with VC-20 option)

- 100 Memory Channels
- Direct Keyboard Frequency Entry
- Programmable Scanning (Center-Stop Tuning)
- Computer Control Option
- Built-in Power Supply
- Many More Options Available.

Special Introductory Price . . . \$749.95
VC-20 Option . . . \$169.95

Service manual order: SMR5000 price: \$15.00

SONY ICF 2010



- 150 kHz to 30 MHz AM, CW, SSB
- 76 MHz to 108 MHz FM
- 116 MHz to 136 MHz AM Air Band
- 32 Programmable Memories
- 4 Event Timer
- Synchronous Detector
- Wide/Narrow Bandwidth

"This is one of the finest receivers available today under \$500!"

A.C. Adapter included Sale Price **\$329.95**

SANGEAN ATS-801



ONLY **\$99.95**
+ \$4.00 UPS
LIST \$199.95

- SW 5.8-15.5 MHz FM 88-108 MHz
- LW 155-281 MW530-1620 kHz
- 25 Program Memories
- Digital Frequency & Clock Readout
- Manual or Autotone
- Same Weight and Size as SONY ICF 2002
- Free Stereo Hdset + 100 pg. SWL Book

Optional A.C. Adapter \$9.95

AMBASSADOR 2020



NEWEST HIGH TECH RECEIVER

\$299.95 VALUE INTRODUCTORY PRICED **\$199.95**

- High stability for good CW-SSB-RTTY reception.
- AM button allows full coverage of 150 kHz to 30 MHz.
- FM button allows full coverage of 88-108 MHz.
- Multimode AM-FM-CW-SSB allow full coverage of commercial traffic, Amateur, aircraft, ship at sea, & more!
- 9 programmable memories. * Same size & weight as SONY ICF 2010.

FREE AC Power Adaptor. Mention this Ad (\$14.95 Value)

THE RECEIVER EVERYONE NEEDS

AMECO Tunable Pre Amp-Antenna



- Matches Most Any Antenna
- Improves Gain and Noise Figure
- 9V Battery PWR (not included)
- AC Adapter Optional (\$9.95)

• 200 kHz-30 MHz
• Preselector
• Indoor Active Antenna

\$74.95 plus \$ UPS

DXer's Dream TOSHIBA RP-F11 (KENWOOD R-11)



Full page in 1985 WRTV inside front cover for details

- Covers all International & Tropical Bands
- S Meter, Safety Off Lock

SAVE \$40.00 SALE **\$79.95**

"One of the finest receivers available under \$130.00" List \$129.95
Optional AC wall adapter TAC 64 \$11.95

NRD-525 General Coverage Receiver



Sale Price **\$1179.00**

NRD 525 HP (High Performance)

- * 24 hour bench test.
- * Spike protection Mod.
- * Final alignment & checkout.

NRD 525 HP (MF) Mechanical Filter & above options: \$200.00
NRD 525 HP (XF) 8 Pole Crystal Filter & above options: \$250.00
NRD 525 HP (SXF) 2.1 kHz SUPER 8 pole crystal filter & above options: \$300.00

- 90 kHz to 34 MHz
- Options for 34-60 MHz, 114-174 MHz and 423-456 MHz
- 200 Memory Channels
- 2 Clocks/Timer To Control Radio & Extra Equipment (tape recorder)
- Computer Interface Option.

DIPLMAT 4950



\$99.95 VALUE INTRODUCTORY PRICE **\$69.95**

The perfect radio for the person on the go!

- Medium wave AM 550-1670 kHz
- FM 88 to 108 with stereo head set out.
- Shortwave 2.3 to 5 MHz continuous 120, 90, 75 and 60 meter bands (not covered by Sony ICF 4910) and 49, 41, 31, 25, 19, 16 and 13 meter band each expanded for easy tuning.

AEA CP-1 Computer Patch



SAVE \$90.00

SWL Test Software and your Commodore C-64 will turn your Communications Receiver into a CW/RTTY Intercept station.

- Determines RTTY Speed and ASCII or Baudot Indication
- Copies AMTOR-ARQ-FEC
- Determines Bit Inversion and Transposition Patterns.
- Complete Printer Control
- Copies Russian RTTY - Japanese RTTY & CW
- We checked them all. This is the best.

LIST \$359.95
PACKAGE DEAL **\$269.95**

Package price includes the AEA SWL text and CPI - You must have a C64 for operation.

WORLD RADIO TV HANDBOOK NEW 1987 EDITION



- Shortwave Listener's Bible
- All Worldwide SW Stations Listed
- Target Areas
- Equipment Reviews
- Every SWLer Needs One

ORDER TODAY **\$19.95 Postpaid US**

DATA BASE INTERNATIONAL 1987 Edition



- Up-to-date Picture of SW Broadcasting
- Frequency by Frequency, Hour by Hour
- Station Name, Location, Frequency, Time, Language, Target Area, Power
- Innovative Computer Display. Makes Easy Reading of Complex Information.
- In-depth Equipment Review.

\$12.95 postpaid US

EEB's 1987 SWL CATALOG

Covering: Radios, Scanners, Antennas, Accessories, RTTY & CW, Books, and Much More! Send \$1.00 For Your Copy.

Catalog Price Refundable With Your 1st Order!

Store Policies:

- Prices and Specs Subject to change.
- Prices do not include Shipping Charges.
- We ship UPS Daily - Cost for U.S. Mail is 3 times more than UPS.
- Payments: Bank Card - Money Orders Personal Checks - will delay shipping 3 weeks - No CODs.
- Returned purchases subject to 20% Restocking Fee.

ANTENNAS

SONY AN-1 **\$79.95 + \$6.00 UPS**
A.C. Adapter \$9.95

- Outdoor active antenna
- Pull In hard to capture signals
- Perfect for SWL where no outdoor antennas allowed.

EAVESDROPPER SALE **\$59.95 + \$4.00 UPS**

- Balanced trapped Dipole
- Maximum performance, Minimum local noise
- All SW Bands 60-11 meters
- Only 43 feet long - 100 ft. feed line
- Complete - Everything you need.

MFJ 1024 **\$119.95 + \$5.00 UPS**
A.C. Adapter \$9.95

- Outdoor active antenna
- Performs as well as units costing \$180.00
- WRTVH rates it high

BUTTERNUT SWL 2-30 **\$49.50 + \$4.00 UPS**

- Tune the weak ones in
- Stub tuned Dipole Maximum S/N Ratio
- 73 feet long - 50 feet feed line



ORDER DESK HOURS (Eastern):
MONDAY - FRIDAY 10 A.M. to 5 P.M.
SATURDAY 10 A.M. to 4 P.M.
Technical and VA. orders call (703) 938-3350

Electronic Equipment Bank

516 Mill Street N.E.,
Vienna, VA 22180
Telephone (703) 938-3350

STORE HOURS (Eastern):
Same as Order Desk Hours
Closed Mondays
Thursday 10 A.M. to 9 P.M.



Electronic Equipment Bank—Order Toll Free 800-368-3270

South Africa

Radio 5 at 0400 UTC on 4880 kHz. Breakfast Show of light pop music, greetings to listeners and advertisements. Good, strong signal. (Larry Miller, Thorndale, PA)

Sweden

Radio Sweden International at 1606 UTC on 6065 kHz. Report on Sweden's plan to cut aid to non-democratic countries

and bureaucracy in government. (Dave Kammler, Keflavik, Iceland)

Tahiti

Radio Tahiti at 0416 UTC on 11825 kHz in Tahitian. Male and female announcer with island music. (Harold Frodge, Midland, MI - ASWLC)

Tunisia

Radiodiffusion Television Tunisienne

from 0510 to 0530 UTC on 7525 kHz. Arabic music and announcements in French. (John Santosuosso, Lakeland, FL)

Unidentified

On 6230 kHz, a station can be faintly heard at 2030 to 2056 UTC in what sounds like one of the Romance languages. So far, it's been too weak for any definite program details. Occasionally, there is no audio at all. (Bob Hill, Sharon, MA)

frequency SECTION

The MT Monitoring Team

Greg Jordan, NC Rich Foerster, NE

Gayle Van Horn, FL

Honorary Monitors

Terry M. Moore, WDX6USA, El Toro, CA

Richard Tanger, Jr., Pleasantville, NJ

Nicholas Peter Adams, Newark, NJ

Franklin D. Trumpy, Ames, IA

Nick Gollobitz, St. Louis, MO

Leonard Jasiunas, Concord, CA

Paul Hunter, Van Nuys, CA

James Kline, Santa Monica, CA

Frank Suopis, Hemet, CA

Robert Zilmer, Rio Rancho, NM

James Brownlee, Jr., Laurens, SC

LEGEND:

- * The first four digits of an entry are the broadcast start time in UTC.
 - * The second four digits represent the end time.
 - * In the space between the end time and the station name is the broadcast schedule.
- S=Sunday M=Monday T=Tuesday W=Wednesday
H=Thursday F=Friday A=Saturday

If there is no entry, the broadcasts are heard daily. If, for example, there is an entry of "M," the broadcast would be heard only on Mondays. An entry of "M,W,F" would mean Mondays, Wednesdays and Fridays only. "M-F" would mean Mondays through Fridays. "TEN" indicates a tentative schedule and "TES" a test transmission.

- * The last entry on a line is the frequency. Codes here include "SSB" which indicates a Single Sideband transmission; and "v" for a frequency that varies.
- * Frequencies in bold are most likely to be heard regularly in North America.

We suggest that you begin with the lower frequencies that a station is broadcasting on and work your way up the dial. Remember that there is no guarantee that a station will be audible on any given day. Reception conditions can change rapidly, though, and if it is not audible one night, it may well be on another.

Frequency updates from readers are also welcome and should be sent to:

Larry Miller, Frequency Coordinator
Monitoring Times

P.O. Box 691

Thorndale, PA 19372

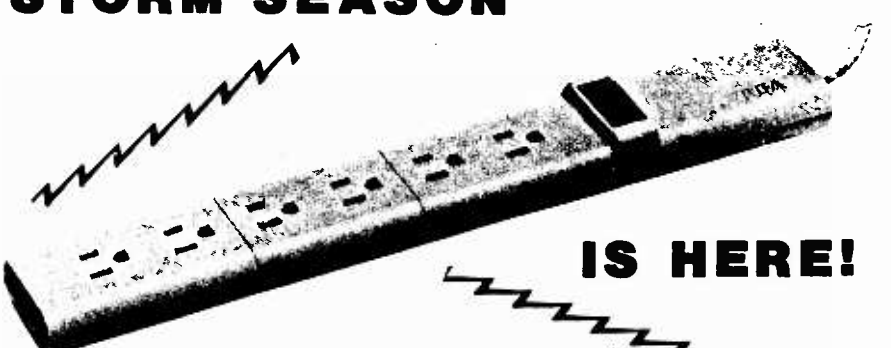
Anyone whose material is used will receive a certificate of appreciation from Monitoring Times. All frequencies on this list in bold have been heard by one or more MT monitors during the previous month.

0000 UTC	[8:00 PM EDT/5:00 PM PDT]	0100 UTC	[9:00 PM EDT/6:00 PM PDT]	0200 UTC	[8:00 PM EDT/7:00 PM PDT]
0000-0015	Voice of People of Kampuchea	0100-0115	All India Radio.....	0200-0215	Radio Budapest, Hungary.....
0000-0025	Kol Israel.....	0100-0115	Vatican Radio.....	0200-0215	Vatican Radio.....
0000-0030	BBC, England.....	0100-0120	RAI, Italy.....	0200-0230	BBC, England.....
0000-0030	KGEI, California.....	0100-0124	Kol Israel.....	0200-0230	Burma Broadcasting Corp....
0000-0030	Radio Berlin International..	0100-0130	HCJB, Ecuador.....	0200-0230 S.M	WINB, Pennsylvania.....
0000-0030	Radio Canada International..	0100-0130 T-A	Radio Budapest, Hungary....	0200-0230	Radio Berlin International..
0000-0030 M	Radio Norway International..	0100-0130	Radio Japan General Service.	0200-0230 M-F	Radio Canada International..
0000-0045	WYFR, Florida.....	0100-0130	Radio Vientiane, Laos.....	0200-0230	Radio Kiev, Ukraine SSR.....
0000-0050	Radio Pyongyang, North Korea	0100-0130	WINB, Pennsylvania.....	0200-0230	Radio Korea World.....
0000-0100	Armed Forces Radio and TV..	0100-0145	Radio New Zealand Int'l....	0200-0230	Swiss Radio International...
0000-0100	All India Radio.....	0100-0150	Deutsche Welle, West Germany	0200-0230 T-A	Voice of Nicaragua.....
0000-0100	CBC Northern Quebec Svce...	0100-0200	ABC, Perth, Australia.....	0200-0250	Deutsche Welle, W. Germany..
0000-0100	CFMX, Montreal, Canada.....	0100-0200	Armed Forces Radio and TV...	0200-0256	Radio RSA, South Africa.....
0000-0100	CFRX, Toronto, Canada.....	0100-0200	BBC, England.....	0200-0300	ABC Perth, Australia.....
0000-0100	CFVP, Calgary, Canada.....	0100-0200	CBC Northern Quebec Svcs....	0200-0300	Armed Forces Radio and TV...
0000-0100	CHNX, Halifax, Canada.....	0100-0200	CFCX, Montreal, Canada.....	0200-0300	CBC Northern Quebec Service.
0000-0100	CKFX, Vancouver, Canada.....	0100-0200	CFRX, Toronto, Canada.....	0200-0300	GBC, Guyana.....
0000-0100	KCBI, Texas.....	0100-0200	CFVP, Calgary, Canada.....	0200-0300	HCJB, Ecuador.....
0000-0100	KSDA, Guam (AWR).....	0100-0200	CHNX, Halifax, Canada.....	0200-0300	KSDA, Guam (AWR).....
0000-0100	KVOI, California.....	0100-0200	CKFX, Vancouver, Canada.....	0200-0300	KYOI, Saipan.....
0000-0100	KYOH, Saipan.....	0100-0200	FEBC, Manila, Philippines..	0200-0300	Radio Australia.....
0000-0100	Radio Australia.....	0100-0200	KCBI, Texas.....	0200-0300	Radio Belize.....
0000-0100	Radio Baghdad, Iraq.....	0100-0200	KSDA, Guam (AWR).....	0200-0300	Radio Bras, Brazil.....
0000-0100	Radio Beijing, China.....	0100-0200	KVOI, California.....	0200-0300	Radio Bucharest, Romania....
0000-0100	Radio Discovery, Domin. Rep.	0100-0200	KYOH, Saipan.....	0200-0300	Radio Cairo, Egypt.....
0000-0100v	Radio Dublin International..	0100-0200	KYOI, Saipan.....	0200-0300 T-A	Radio Canada International..
0000-0100	Radio Havana Cuba.....	0100-0200	Radio Australia.....	0200-0300 T-S	Radio Dublin International..
0000-0100	Radio Korea (South).....	0100-0200	Radio Belize.....	0200-0300	Radio Havana Cuba.....
0000-0100	Radio Moscow.....	0100-0200	Radio Canada International..	0200-0300	Radio Japan.....
0000-0100	Radio Thailand.....	0100-0200	Radio Belize.....	0200-0300	Radio Korea, South.....
0000-0100	Radio Veritas, Philippines..	0100-0200 M	Radio Canada International..	0200-0300	Radio Moscow, U.S.S.R.....
0000-0100	Radio New Zealand Int'l....	0100-0200v	Radio Cairo, Egypt.....	0200-0300	Radio New Zealand Int'l....
0000-0100	RTL Luxembourg.....	0100-0200	Radio Cairo, Egypt.....	0200-0300	Radio Polonia, Poland.....
0000-0100	Spanish Foreign Radio, Spain	0100-0200	Radio Cairo, Egypt.....	0200-0300	Radio Thailand.....
0000-0100	Voice of America.....	0100-0200	Radio Cairo, Egypt.....	0200-0300	Radio Veritas, Philippines..
0000-0100v	Voice of Nicaragua.....	0100-0200	Radio Cairo, Egypt.....	0200-0300	SBC Radio 1, Singapore....
0000-0100	WCSN, Boston, MA.....	0100-0200	Radio Cairo, Egypt.....	0200-0300	Spanish Foreign Radio, Spain
0000-0100	WINB, Pennsylvania.....	0100-0200v	Radio Cairo, Egypt.....	0200-0300	Sri Lanka Broadcasting Corp.
0000-0100	WHRI, Indiana.....	0100-0200	Radio Cairo, Egypt.....	0200-0300	Voice of America.....
0000-0100	WRNO Worldwide.....	0100-0200	Radio Cairo, Egypt.....	0200-0300	Radio Thailand.....
0015-0100	AWR, Costa Rica.....	0100-0200	Radio Cairo, Egypt.....	0200-0300	Radio Veritas, Philippines..
0030-0100	BBC, England.....	0100-0200	Radio Cairo, Egypt.....	0200-0300	SBC Radio 1, Singapore....
0030-0100	HCJB, Ecuador.....	0100-0200	Radio Cairo, Egypt.....	0200-0300	Sri Lanka Broadcasting Corp.
0030-0100 A	KTWR, Guam.....	0100-0200	Radio Cairo, Egypt.....	0200-0300	Voice of Indonesia.....
0030-0100	Radio Belize.....	0100-0200v T-A	Radio Cairo, Egypt.....	0200-0300	Voice of Nicaragua.....

frequency SECTION

0200-0300	Voice of America.....	7205, 9455	0300-0400	Voice of America.....	7280, 9575	0345-0400	Radio New Zealand Int'l....	9620, 9645
0200-0300	Voice of Asia, Taiwan.....	9650	0300-0400	Voice of Free China, Taiwan.	5985, 9680			11705
0200-0300	Voice of Free China, Taiwan.	5985, 9555			11745			
0200-0300	WCSN, Boston, Mass.....	11740	0300-0400	Voz Evangelica, Honduras....	4820	0400 UTC	[12:00 PM EDT/9:00 PM PDT]	
0200-0300	WHRI, Indiana.....	9815	0300-0400	WCSN, Boston, Mass.....	9815	0400-0405	RAI, Italy.....	9710, 11910
0200-0300 M	World Music Radio.....	9852.5	0300-0400 M	WHRI, Indiana.....	7355			15330
0200-0300	WRNO Worldwide.....	6910	0300-0400 S-F	WMLK, Pennsylvania.....	9455	0400-0410	Voice of Kenya.....	6090
0215-0220	Radio Nepal.....	7355	0300-0400 M	World Music Radio.....	6910	0400-0415	Kol Israel.....	7464, 9435
0230-0300	BBC, England.....	5005	0305-0400 A	Radio Austria International.	6185			9815, 11585
		5975, 6005			5945, 6055	0400-0415	Radio Cultural, Guatemala...	3300
		6120, 6175	0310-0330	Vatican Radio.....	6155	0400-0425	Radio Netherlands.....	7175, 9895
		7325, 9515	0313-0400	Radio France International..	6150	0400-0425	Radio RSA, South Africa.....	3230, 4990
		9915			6005, 6055			7270, 9585
0230-0300	Radio Netherland.....	6020, 6165			6175, 7135	0400-0430	BBC, London, England.....	3955, 5975
		9590, 9895			7280, 7175			6005, 6120
0230-0245	Radio Pakistan.....	5905, 7315	0330-0400 M	CBC Northern Quebec Service.	9535, 9600			6155, 6175
		11745, 15115	0330-0400	BBC, England.....	6195, 9625			7160, 7320
		15580, 17660			3955, 5975			9580
0230-0300	Radio Sweden International..	9695,			6120, 6175			9670
		17840			9410, 9600			5990, 9510
0230-0300	Radio Tirana Albania.....	7060, 7120	0330-0400	Radio Austria International.	6155	0400-0430	KNLS, Alaska.....	9570, 11810
		9760	0330-0400	Radio Berlin International..	9560, 9620	0400-0430	Radio Bucharest, Romania...	11940
0230-0300	SLBC, Sri Lanka.....	9720	0330-0400	Radio Havana Cuba.....	6090, 6100			6120, 11715
0240-0250	All India Radio.....	6110, 9545	0330-0400 S,M	Radio Japan, Tokyo.....	5960	0400-0430 M	Radio Finland, Helsinki....	11755
		9610	0330-0400	Radio Sweden International.	11705			9650
0250-0259	Radio Yerevan, Armenian SSR	11790, 13645	0330-0400	Radio Tanzania.....	5985	0400-0430	Radio Norway International..	6135, 9725
		15180	0330-0400	Radio Tirana Albania.....	6200, 7065	0400-0430	Swiss Radio International..	9885, 12035
			0330-0400	UAE Radio, Dubai.....	9640, 11940			9535
					15435	0400-0430 S,M	Trans World Radio, Bonaire..	4835, 7295
0300 UTC	[11:00 PM EDT/8:00 PM PDT]		0335-0340	All India Radio.....	3905, 4860	0400-0500	ABC, Perth, Australia.....	15425
0300-0310	CBC Northern Quebec Service.	6195, 9625			7105, 9545	0400-0500	Armed Forces Radio and TV...	6030, 12060
0300-0315	Radio Budapest.....	6025, 6110	0340-0400	Voice of Greece.....	7430, 9420			11730, 11790
		9520, 9835						17765
0300-0325	Radio Netherland.....	6020, 6165						
		9590, 9895						
0300-0330	BBC, England.....	5975, 6005						
		6120, 6175						
		7185, 7325						
		9515, 9600						
0300-0330	Radio Cairo, Egypt.....	9475, 9675						
0300-0330	Radio Canada International..	5960, 9755						
0300-0330	Radio Japan General Service	5960, 15280						
		15350, 17810						
		17845						
0300-0330	Radio Kiev, Ukrainian SSR...	6200, 7165						
		9765, 11790						
		13645						
0300-0330 T-S	Radio Canada, Montreal.....	5960, 9755						
0300-0330 T-A	Radio Portugal.....	9705						
0300-0350	Deutsche Welle, West Germany	6045, 6185						
		9565						
0300-0350	Voice of Turkey.....	9560						
0300-0400	Armed Forces Radio and TV...	6030, 11730						
		11790, 12060						
		15345, 17765						
		21570						
0300-0400	CFCX, Montreal, Canada.....	6005						
0300-0400	CFRX, Toronto, Canada.....	6070						
0300-0400	CFVP, Calgary, Canada.....	6030						
0300-0400	CHNX, Halifax, Canada.....	6130						
0300-0400	CKFX, Vancouver, Canada.....	6080						
0300-0400	HCJB, Ecuador.....	6230, 9870						
0300-0400	KNLS, Alaska.....	9670						
0300-0400	KSDA, Guam (AWR).....	17840						
0300-0400	KYOI, Saipan.....	15190						
0300-0400 M	La Voz Evangelica, Honduras	4820						
0300-0400	Radio Australia.....	15160, 15240						
		15320, 15395						
		17715, 17750						
		17795, 11750						
0300-0400	Radio Beijing, China.....	9645, 11980						
		11970, 15445						
0300-0400	Radio Belize.....	3285						
0300-0400	Radio Cultural, Guatemala...	5955						
0300-0400 T-S	Radio Dublin International..	6910						
0300-0400 T-S	Radio Earth.....	7355						
0300-0400	Radio Havana Cuba.....	6000, 6090						
		6140, 6190						
		7400						
0300-0400	Radio Moscow.....	6130, 7165						
		7320, 11770						
		11790, 11860						
		12050, 13665						
0300-0400	Radio New Zealand Int'l....	11780, 15150						
0300-0400	Radio Polonia, Poland.....	6095, 6135						
		7270, 9525						
		11815						
0300-0400	Radio Prague, Czechoslovakia	5930, 6055						
		7345						
0300-0400	Radio RSA, South Africa.....	3230, 4990						
		7270, 9585						
0300-0400	Radio Sofia Bulgaria.....	7115						
0300-0400	Radio Thailand.....	9560, 11905						
0300-0400	SLBC, Sri Lanka.....	6005, 9720						
		15425						
0300-0400	Trans World Radio, Bonaire..	9535						

STORM SEASON



IS HERE!

Your delicate and expensive electronic equipment is a prime target for nearby lightning strikes, power line surges and electrical line noise. Now Grove offers a six-outlet power line conditioner which protects your computer, receiver, scanner, TV set, VCR, stereo system, and any other solid state equipment from high voltage pulses caused by nearby lightning strikes and electrical appliance switching.

Since most electrical interference is radiated by the power line connected to the offending device, noise-producing appliances may be plugged into this conditioner to reduce the problem before it occurs.

BONUS! Not only is your electronic equipment safe from destructive power line transients, but electrically-conducted power line noise interference will be dramatically reduced—up to 50 dB! An on/off switch with built-in pilot light permits you to control up to six 15-amp circuits at once. Built by RCA and UL approved.

Order ACC27 List Price ~~\$49.95~~
 Grove price only

MC VISA \$29⁹⁵
 plus \$2⁵⁰ UPS
 \$4 U.S. Mail Parcel Post
 Canadians: \$4 Air Parcel Post

SPECIFICATIONS:
 Clamping level 300 volts
 Response time 10 nanoseconds
 Max. surge 6500 amps
 Outlets 6 * 15 A.
 Noise Atten. 50 dB
 Cord 6 ft., 3-wire

Grove Enterprises
 PO BOX 98 BRASSTOWN, NC 28902
 1-800-438-8155

frequency SECTION

0400-0500	Capital Radio, South Africa.	3927, 3930 7149	0500-0600	Radio Japan General Service.	9675, 15235 17810	0630-0700	Radio RSA, South Africa.....	5980, 7270 9585
0400-0500	CBC Northern Quebec Service.	6195	0500-0600	Radio Moscow.....	7150, 7165 7175, 7320	0630-0700	Radio Sofia, Bulgaria.....	9700, 11720
0400-0500	CFCX, Montreal, Canada.....	6005	0500-0600	R. New Zealand, Wellington	11780	0630-0700	Radio Tirana.....	7065
0400-0500	CFRX, Toronto, Canada.....	6070	0500-0600	Radio Uganda.....	4976, 5026	0630-0700	Swiss Radio International...	3985, 6165 9535, 9870 12030, 15430
0400-0500	CFVP, Calgary, Canada.....	6030	0500-0600 S	Radio Zambia.....	11880			
0400-0500	CHNX, Halifax, Canada.....	6130	0500-0600	SBC Radio 1, Singapore....	11940	0645-0700 M-F	HCJB, Quito, Ecuador.....	6205
0400-0500	CKFX, Vancouver, Canada.....	6080	0500-0600	Soloman Islands Bcasing Co	5020			
0400-0500	HCJB, Ecuador.....	6230, 9870	0500-0600	Spanish Foreign Radio.....	6125, 9630 7210			
0400-0500	KVOH, California.....	9852.5	0500-0600	TWR, Swaziland.....	7210			
0400-0500	Radio Australia.....	15160, 15240 15320, 15395 17715, 17795	0500-0600	VLW 15, Lyndhurst,Australia	15230			
			0500-0600	VLW 15, Waneroo, Australia.	15425			
			0500-0600	Voice of America.....	6035, 7200 7280, 9575			
					9760, 9575			
0400-0500	Radio Beijing.....	9645, 11980	0500-0600	Voice of Nicaragua.....	6015			
0400-0500	Radio Belize.....	3285	0500-0600	Voice of Nigeria, Lagos....	7255			
0400-0500 T-S	Radio Dublin International..	6910	0500-0600	WCSN, Boston, Mass.....	9840			
0400-0500	Radio Havana Cuba.....	6035, 6090 6140, 9740 9525, 9675	0500-0600v M	WHRI, Indiana.....	7355			
			S	World Music Radio.....	6910			
0400-0500	Radio Japan.....	5940, 7150	0500-0600	WRNO Worldwide.....	6185	0700-0730 A,S	TWR, Bonaire.....	9535
0400-0500	Radio Moscow.....	7165, 7320	0500-0600	WYFR, Okeechobee, Florida...	6065, 7355 9680	0700-0730v	Radio Zambia.....	11880v
0400-0500	Radio Moscow World Service.	6000, 7150			6050, 6140	0700-0735	TWR Swaziland.....	6070
0400-0500	Radio New Zealand.....	9620, 11780	0515-0530	Radio Canada Int'l,Montreal	7295, 9750 11840, 15180	0700-0745	Radio New Zealand Int'l....	11780, 15150
0400-0500	Radio Pyongyang, N.Korea...	15140, 15160 15180			5975, 9510	0700-0750	Radio Pyongyang.....	11930, 13750 15340
0400-0500	Radio Uganda.....	4976, 5026	0530-0600	BBC, London.....	4850	0700-0800	ABC Brisbane.....	9660
0400-0500	RAE, Argentina.....	9690, 11710	0530-0600	Radio Cameroon.....	6165, 9715	0700-0800	ABC Lyndhurst.....	9680
0400-0500	VLW 15, Lyndhurst,Australia	15230	0530-0600	Radio Netherland.....	4970	0700-0800	Armed Forces Radio and TV..	15400
0400-0500	VLW 15, Waneroom, Australia	15425	0530-0600	WSZO, Marshal Island.....	6050, 6140	0700-0800	CFCX, Montreal, Canada.....	6005
0400-0500	Voice of America.....	3990, 5995 6035, 7200 7280, 9550 9575, 9670	0545-0600 M-F	Radio Canada Int'l,Montreal	7295, 9750 11840, 15180	0700-0800	CFRX, Toronto, Canada.....	6070
						0700-0800	CFVP, Calgary, Canada.....	6030
						0700-0800	CHNX, Halifax, Canada.....	6130
						0700-0800	CKFX, Vancouver, Canada....	6080
						0700-0800	ELWA, Liberia.....	11830
0400-0500	WCNS, Boston, Mass.....	9840	0600 UTC	[2:00 AM EST/11:00 PM PST]		0700-0800 A,S	FEBC, Manila.....	11850, 15350
0400-0500	WHRI, Indiana.....	7355	0600-0610	Ghana Radio.....	4915	0700-0800	GBC-2, Accra, Ghana.....	3366
0400-0500v M	World Music Radio.....	6910	0600-0610	Voice of Kenya.....	4808, 6090	0700-0800	HCJB.....	6130, 6205 9745, 9845
0400-0500	WRNO Worldwide.....	6185	0600-0620	Vatican Radio.....	6185, 9645	0700-0800	King of Hope, Lebanon.....	6280
0400-0500	WYFR, Okeechobee, Fla.....	9680	0600-0625	Radio Netherland.....	6165, 9715	0700-0800	KNLS, Anchor Point, Alaska.	5960
0415-0430	Radio France International..	6055, 6175 7135, 7175 7280, 9535 9550, 9790 9800	0600-0645	WYFR, Florida.....	6065, 7355 9680	0700-0800	KYOI, Saipan.....	15190
						0700-0800	NBC, Papua New Guinea.....	4890
0425-0440	RAI, Italy.....	5980, 7275	0600-0700	Armed Forces Radio and TV...	3975, 5900	0700-0800	Radio Australia.....	5995, 9655
0430-0500	BBC, London, England.....	5975, 6175 9510	0600-0700	BBC, London.....	5950, 5975 6050, 6195 7105, 7115 7150, 7120 7185, 9600 9640, 9915	0700-0800 S	Radio Earth (via Milano)...	7295
						0700-0800	Radio Havana Cuba.....	9525
0430-0455	Radio Tirana Albania.....	9480, 11835	0600-0700	CFCX, Montreal, Canada.....	6005	0700-0800	Radio Japan General Service.	9675, 15230 15235, 17810 17855
0430-0500	Deutsche Welle, W. Germany..	7150, 7225 9565, 9765 5945, 6155	0600-0700	CFRX, Toronto, Canada.....	6070	0700-0800	Radio Kuwait.....	9560
			0600-0700	CFVP, Calgary, Canada.....	6030	0700-0800	Radio Thailand.....	9655, 11905
0430-0500	Radio Austria International.	5945, 6155 9755	0600-0700	CKFX, Vancouver, Canada....	6080	0700-0800	SBC Radio 1, Singapore.....	5010, 11940
0430-0500	Radio Truth, S. Africa.....	5015	0600-0700	CHNX, Halifax, Canada.....	6130	0700-0800	Soloman Islands Bcasing Svc	5020
0430-0500	TWR, Swaziland.....	7210	0600-0700	GBC-2, Accra, Ghana.....	3366	0700-0800	VLW4 Brisbane, Australia...	4920
0445-0500	Radio France International..	6055, 6175 7135, 7175 7280, 9535 9550, 9790 9800	0600-0700	HCJB, Quito, Ecuador.....	6230, 9870	0700-0800	Voice of America.....	3990, 5995 6035, 6080 6125, 7280 9530, 9540 9550, 9670
			0600-0700	King of Hope, Lebanon.....	6280	0700-0800	Voice of Free China.....	5985
			0600-0700	KVOH, California.....	6005	0700-0800	Voice of Malaysia.....	6175, 9750
			0600-0700	KNLS, Anchor Point, Alaska..	9555	0700-0800	Voice of Nigeria.....	15120, 15185 17800
			0600-0700	KYOI, Saipan.....	15190	0700-0800	WHRI, Indiana.....	7355
			0600-0700	Radio Australia.....	11910, 11945 15160, 15240 15315, 17715 17750, 17795	0700-0800 S	World Music Radio.....	6910
			0600-0700	Radio Cook Islands.....	11760	0700-0800 S	WRNO Worldwide.....	6185
			0600-0700	Radio Havana Cuba.....	9525	0700-0800	WSZO, Marsall Island.....	4970
			0600-0700	Radio Korea, South.....	9570, 7275	0715-0730 M-A	Vatican Radio.....	11725, 15190
			0600-0700	Radio Moscow.....	7165	0715-0800 S	FEBA Radio, Seychelles....	15120, 17795
			0600-0700	Radio New Zealand Int'l....	11780	0715-0800 S	KTWR Guam.....	11715
			0600-0700	Radio Pyongyang, N. Korea..	13650, 13680	0725-0800	TWR Monte Carlo.....	7105
			0600-0700	Radio Zambia.....	11880	0730-0735	All India Radio.....	5990, 6010 6020, 6050 7110, 7250 9610, 11730 11850, 11935
			0600-0700	SBC Radio 1, Singapore....	11940			
			0600-0700	Soloman Islands Bcasing Co.	5020	0730-0800	BBC, London.....	9510, 9600 9600, 9640 11860 11330
			0600-0700	VLQ 9, Brisbane, Australia..	9660	0730-0800 S	CPBS, China.....	11330
			0600-0700	VLW 15, Lyndhurst,Australia	15230	0735-0800 M-H	KTWR, Guam.....	11715
			0600-0700	VLW 15, Waneroo, Australia.	15425	0730-0800	Radio Netherlands.....	9630, 9715
			0600-0700	Voice of America.....	3990, 5995 6080, 6125 7170, 7200 7325, 9530 9550, 9670	0730-0800	Swiss Radio Int'l.....	3985, 6165 9535
			0600-0700	Voice of Asia, Taiwan.....	7285			
			0600-0700	Voice of Free China,Taiwan..	5985			
			0600-0700	Voice of Malaysia.....	6175, 9750 15295			
			0600-0700	WCSN, Boston, Mass.....	7365			
			0600-0700	WHRI, Indiana.....	6100	0800 UTC	[4:00 AM EDT/1:00 AM PDT]	
			0600-0700 S	WRNO Worldwide.....	6185	0800-0805	GBC, Accra, Ghana.....	3366
			0600-0700	WSZO, Marsall Island.....	4970	0800-0825 M-F	BRT, Belgium.....	9880, 15515
			0600-0700	World Music Radio.....	6910	0800-0825	Radio Netherlands.....	9630, 9715
			0615-0655 A,S	BRT, Belgium.....	9880, 21810	0800-0825	Voice of Malaysia.....	6175, 9750
			0625-0700	TWR, Monaco.....	7105			
			0630-0655	Radio Finland.....	6120, 9560 11755			
0500-0600	Radio Beijing, China.....	9565	0630-0700	Radio Polonia.....	6135, 7270 9675	0800-0830	Voice of Islam,Bangladesh..	11645, 12030
0500-0600v	Radio Dublin International..	6910						
0500-0600	Radio Havana Cuba.....	5965, 6035 6090, 9740						

frequency SECTION

0800-0830	HCJB, Quito, Ecuador.....	6130, 6205 9745, 9860	0900-1000	Radio Afghanistan.....	6085, 9590 15255, 17655	1040-1050	Voice of Greece.....	15630, 17565
0800-0845 S	FEBA, Seychelles.....	15120, 17795	0900-1000	Radio Japan.....	9675, 11875 11955, 15235 17810	1045-1000	Radio Nepal.....	5005, 9590
0800-0900	AFAN, Antarctica.....	6012				1050-1100 M-F	Radio Budapest Hungary.....	6025, 9585 9835, 11910 15160, 17710
0800-0900	AFRTS Far East Network.....	11750						
0800-0900	BBC, London.....	5975, 7150 9600, 9640	0900-1000	Radio Moscow.....	9600, 9795 13645, 13665 13680, 13705 15110, 15140 15155, 15225 15265, 15490 17625, 17645 17665, 17775			
0800-0900 S	BBS, Bhutan.....	6035	0900-1000	Radio New Zealand Int'l.....	9600, 11780	1100 UTC	[7:00 AM EDT/4:00 AM PDT]	
0800-0900	CFCX, Montreal, Canada.....	6005	0900-1000	Radio Tanzania.....	9685v	1100-1115	Radio Pakistan.....	15605, 17660
0800-0900	CFRX, Toronto, Canada.....	6070	0900-1000 S	Radio Prague.....	6055, 9505	1100-1125	Radio France Int'l, Paris...	9790, 11670 11845, 15155 15195, 15300 15315, 15365 15365, 17620 17720
0800-0900	CFVP, Calgary, Canada.....	6030				1100-1125	Radio Netherland.....	6020, 9650
0800-0900	CHNX, Halifax, Canada.....	6130	0900-1000	SBC Radio 1, Singapore.....	5010, 11940	1100-1130	Radio Australia.....	5995, 6080 7215, 9580 9710, 9770
0800-0900	CKFX, Vancouver, Canada.....	6080	0900-1000	TWR Monte Carlo.....	7105			
0800-0900	FEBC, Manila.....	6030, 11890 21475	0900-1000	Voice of Nigeria.....	15120, 15185 17800	1100-1130 M-A	Radio Finland.....	11945, 15400
0800-0900	FEN, Tokyo.....	3910, 6155	0900-1000	WHRI, Indiana.....	7355	1100-1130	Radio Japan.....	6120
0800-0900 S,A	GBC-2, Accra, Ghana.....	3366	0900-1000	WRNO Worldwide.....	6185	1100-1130	Radio Maputo, Mozambique...	9525, 11815
0800-0900	HCJB, Quito, Ecuador.....	6130, 9745	0900-1000	WSZO, Marsall Island.....	4970	1100-1130	Radio Sweden Int'l.....	9630, 15115
0800-0900	King of Hope, Lebanon.....	6280	0915-1000	BBC, London.....	9760, 9750 11750	1100-1130	Sri Lanka Broadcasting Corp	11835, 15120 17850
0800-0900	KNLS, Anchor Point, Alaska.	5960				1100-1130	Swiss Radio International..	9665, 9870 11795, 15570
0800-0900 M-H	KTWR, Guam.....	11715	0930-1000	Radio Australia.....	9580, 9655 9710	1100-1130	Voice of America.....	6110, 9760 15160, 15210 15425
0800-0900	KYOI, Saipan.....	15190	0930-1000	Radio Budapest Hungary.....	9835, 11910 15160, 15220 17710, 21665	1100-1130	Voice of Vietnam.....	9755, 9765 12035
0800-0900	Radio Australia.....	5995, 6080 9580, 9655 9710, 9760 11720	0950-1000 M-F	Radio Budapest Hungary.....	9585, 9835 11910, 15160 17710	1100-1156	Radio RSA, South Africa....	11900, 15220 17780
0800-0900	Radio Korea World News Svc..	7275				1100-1200	4VEH, Haiti.....	4930
0800-0900	Radio Kuwait.....	9750	1000 UTC	[6:00 AM EDT/3:00 AM PDT]		1100-1200	ABC, Brisbane, Australia....	4920
0800-0900	Radio Moscow.....	9795	1000-1010	Voice of Kenya.....	9665	1100-1200	ABC, Perth, Australia.....	9610
0800-0900 S	Radio Prague.....	6055, 9505 11990	1000-1025 M-A	BRT, Belgium.....	15515, 17595	1100-1200	AFRTS.....	6030, 9590 9700, 15430 9410, 9510 11775, 15070
0800-0900	Radio Pyongyang, N. Korea..	9530, 13680 11830, 15160 15180	1000-1030	Afghanistan.....	15255, 17655 7225, 9735	1100-1200	BBC, London.....	5965, 6195 9410, 9510 11775, 15070
0800-0900	RTE Portugal.....	9670	1000-1030	Deutsche Welle, W. Germany..	17765, 21600	1100-1200	B.S. Kingdom Saudi Arabia..	11855v
0800-0900	SBC Radio 1, Singapore.....	5010, 11940	1000-1030	Kol Israel.....	11585, 11655 12080, 13715 9580, 9655 9770	1100-1200	CFCX, Montreal, Canada.....	6005
0800-0900	TWR Monte Carlo.....	7105	1000-1030	Radio Australia.....	9580, 9655 9770	1100-1200	CFRX, Toronto, Canada.....	6070
0800-0900	Voice of Indonesia.....	11790, 15150	1000-1030 S	Radio Norway International.	15180, 15230	1100-1200	CFVP, Calgary, Canada.....	6030
0800-0900	Voice of Nigeria.....	7255, 15185	1000-1030	Swiss Radio Int'l.....	9560, 9885 11905, 15570	1100-1200	CHNX, Halifax, Canada.....	6130
0800-0900	WHRI, Indiana.....	7355	1000-1030	Voice of Vietnam.....	9755, 9765 12035	1100-1200	CKFX, Vancouver, Canada.....	6080
0800-0900 S	WRNO Worldwide.....	6185	1000-1100	AFRTS.....	6030, 6125 9530, 9590 9700, 11805	1100-1200	Deutsche Welle, W.Germany..	17765, 17800 11740, 15115 17890
0800-0900	WSZO, Marsall Island.....	4970	1000-1100	All India Radio.....	11705, 11810 15320, 15335 17387, 17875	1100-1200	HCJB, Quito, Ecuador.....	17745, 17800 11740, 15115 17890
0830-0840	All India Radio.....	5960, 5970 5990, 6010 6020, 6050 6100, 7110 7125 7175, 9575 9750	1000-1100	BBC, London.....	6195, 9410 9740, 9760 11750, 12095 15070, 15280 21660 11855v	1100-1200	Radio Beijing.....	9535, 9645
0830-0840	Voice of America, Washington	7175, 9575 9750	1000-1100	B.S. Kingdom Saudi Arabia..	6005	1100-1200	Radio Japan General Service.	6120, 9675 11815
0830-0855	Radio Finland, Helsinki.....	6120, 15245	1000-1100	CFCX, Montreal, Canada.....	6005	1100-1200	Radio Korea.....	7275, 15575
0830-0855 M-A	Radio Netherlands.....	9630	1000-1100	CFRX, Toronto, Canada.....	6070	1100-1200	Radio Malaysia, Sarawak.....	4950
0830-0900	Radio Austria Int'l.....	7210, 11840	1000-1100	CFVP, Calgary, Canada.....	6030	1100-1200	Radio New Zealand.....	6100, 9600
0830-0900	Radio Beijing.....	9700, 11755 15440	1000-1100	CHNX, Halifax, Canada.....	6130	1100-1200	Radio Pyongyang, N. Korea..	7300, 9750 9977
0830-0900	Radio Prague, Czechoslovakia	11855, 17840 21705	1000-1100	CKFX, Vancouver, Canada.....	6080	1100-1200	SBC Radio 1, Singapore.....	5015, 11940
0830-0900	HCJB, Quito, Ecuador.....	6130, 9745 11925	1000-1100	FEN, Japan.....	3910, 6155	1100-1200	Trans World Radio Bonaire..	11815
0830-0900	Radio Netherlands.....	17575, 21485	1000-1100	HCJB, Quito, Ecuador.....	6130, 11925	1100-1200	Voice of Asia, Taiwan.....	5980, 7445
0830-0900	Swiss Radio International..	9560, 9885 11905, 15570	1000-1100	Radio Dubai, UAE.....	17775	1100-1200	Voice of Nigeria.....	7255, 15120
0840-0900	Radio Australia.....	6045, 6060 9580, 15395 9500, 9620 9635, 9795 9810, 11710 11815, 11910 12010, 15260 15295, 17765 17815, 17850	1000-1100	Radio Honaire, Solomon IIs..	5020	1100-1200 S	WHRI, Indiana.....	5995
0847-0852 A	R. Pacific Ocean, Vladivost.	9500, 9620 9635, 9795 9810, 11710 11815, 11910 12010, 15260 15295, 17765 17815, 17850	1000-1100	Radio Moscow.....	9600, 9795 11675, 13665 13680, 13705 15135, 15150 15475, 15550	1100-1200	WRNO Worldwide.....	9715
			1000-1100	Radio Moscow.....	9600, 9795 13645, 13665 13680, 13705 15110, 15140 15155, 15225 15265, 15490 17625, 17645 17665, 17775	1100-1200	WYFR, Florida.....	5985, 9680 11875
0900 UTC	[5:00 AM EDT/2:00 AM PDT]		1000-1100	B.S. Kingdom Saudi Arabia..	6005	1115-1200	Radio Berlin International.	21465, 21540
0900-0905	Africa Number One, Gabon....	7200, 15200	1000-1100	CFCX, Montreal, Canada.....	6005	1115-1130	Vatican Radio.....	17840, 21485
0900-0915	BBC, London.....	5975, 6045 7150, 9410 11750	1000-1100	CFRX, Toronto, Canada.....	6070	1115-1200	Voice of Islamic Rep. Iran.	11790, 15084
0900-0925	Radio Netherlands.....	17575, 21485	1000-1100	CFVP, Calgary, Canada.....	6030	1130-1200	Radio Australia.....	5995, 6060 6080, 7215 9580, 9645 9710, 9770 11800
1000-1030	Kol Israel.....	11700, 13725 15640, 15650 17565, 17685 17815	1000-1100 S	CHNX, Halifax, Canada.....	6130	1130-1200	R. Berlin Intl,E.Germany	15240
0900-0930	Radio Australia.....	9580, 9655 9710, 11720 15415	1000-1100	CKFX, Vancouver, Canada.....	6080	1130-1200	Radio Japan.....	6120
0900-0930	Radio Korea.....	7275	1000-1100	FEN, Japan.....	3910, 6155	1130-1200	Radio Netherland.....	5955, 9715 15560, 17575 17605, 21480 9655, 11905
0900-0950	Radio Pyongyang N. Korea...	9765, 11830 13650	1000-1100 S	HCJB, Quito, Ecuador.....	6130, 11925	1130-1200	Radio Thailand.....	9655, 11905
0900-1000	ABC, Brisbane, Australia....	4920, 9660	1005-1010	Radio Dubai, UAE.....	17775, 17865	1130-1200	TWR Bonaire.....	11815
0900-1000 S	Adventist World Radio.....	9670	1030-1040	Radio Honaire, Solomon IIs..	5020	1145-1200	WYFR, Florida.....	9680
0900-1000	AFRTS.....	6030, 9530	1030-1100	Radio Moscow.....	9600, 9795 11675, 13665 13680, 13705 15135, 15150 15475, 15550		Radio Berlin Intl.....	15240
0900-1000	Deutsche Welle.....	6160, 9690	1030-1100	Radio Moscow.....	9600, 9795 13645, 13665 13680, 13705 15110, 15140 15155, 15225 15265, 15490 17625, 17645 17665, 17775		Vatican Radio.....	17865, 21485
0900-1000	FEBC, Manila.....	11890, 21475	1030-1100	Radio Moscow.....	9600, 9795 13645, 13665 13680, 13705 15110, 15140 15155, 15225 15265, 15490 17625, 17645 17665, 17775		Voice of People of Kampuchea	9693, 11938
0900-1000	FEN, Tokyo.....	6155	1030-1100	Radio Moscow.....	9600, 9795 13645, 13665 13680, 13705 15110, 15140 15155, 15225 15265, 15490 17625, 17645 17665, 17775		Radio Bucharest, Romania....	9530, 11740 15345
0900-1000	HCJB, Quito, Ecuador.....	6130, 9745	1040-1050	Vatican Radio.....	6250, 9645 11740			
0900-1000	King of Hope, Lebanon.....	6280						
0900-1000	KNLS, Alaska.....	5960						
0900-1000	KSDA, Guam.....	15440						

frequency SECTION

1200-1225	Radio Netherland.....	5955, 9715 15560, 17575 17605, 21480	1300-1330 1300-1330 S	Radio Korea..... Radio Norway International.	6135 6040, 9590 15310, 17840 21700 15570, 17830	1400-1500 1400-1500 1400-1500 1400-1500 1400-1500	CFCX, Montreal, Canada..... CFRX, Toronto, Canada..... CFVP, Calgary, Canada..... CHNX, Halifax, Canada..... CKFX, Vancouver, Canada..... FEBC, Manila.....	6005 6070 6030 6130 6080 9665, 11815 11850
1200-1225	Radio Polonia.....	6095, 7285	1300-1330	Swiss Radio Int'l, Berne...	11815	1400-1500	HCJB, Quito, Ecuador.....	15115, 17890
1200-1230	HCJB, Quito, Ecuador.....	6075, 11740	1300-1330	TWR, Bonaire.....	9715	1400-1500	Kuching, Sarawak, Malaysia	4950
1200-1230	Radio Berlin Intl.....	15240	1300-1337 A-S	WRNO, Worldwide.....	9345, 11665	1400-1500 S	Radio Canada International.	11720, 11955
1200-1230 M-A	Radio Finland.....	11945, 15400	1300-1350	Radio Pyongyang, N. Korea...	11945, 15400	1400-1500	Radio Jordan.....	9560
1200-1230	Radio Tashkent.....	7325, 9600	1330-1355	Radio Finland.....	4930	1400-1500	Radio Korea, South.....	9570, 9750 15575
1200-1235	All India Radio.....	3905, 4800 4920, 7280 9565, 9615 11620, 15245	1300-1400 1300-1400	4VEH, Haiti..... ABC Waneroo, Australia..... AFRTS.....	6140, 9610 9700, 15330 15430	1400-1500	Radio Moscow.....	11770, 15320 15360, 15475
1200-1235	Radio Ulan Bator Mongolia..	12015	1300-1400	B.S. Kingdom Saudi Arabia..	11855v	1400-1500	Radio Pyongyang,N.Korea....	7300, 9555 9750
1200-1242	Trans World Radio Bonaire..	11815	1300-1400	CBC Northern Quebec Service	9625	1400-1500	Radio RSA, South Africa....	21590
1200-1250	Radio Pyongyang, N. Korea...	9715	1300-1400	CFCX, Montreal, Canada.....	6005	1400-1500	Radio Veritas, Philippines	6160
1200-1300	4VEH, Haiti.....	4930	1300-1400	CFRX, Toronto, Canada.....	6070	1400-1500	SBC Radio 1, Singapore.....	5010, 5052 11940
1200-1300	ABC, Wanneroo, Australia....	6140, 9610	1300-1400	CFVP, Calgary, Canada.....	6030	1400-1500	Sri Lanka Broadcasting Corp.	6075, 9720 15425
1200-1300	ABC, Brisbane.....	4920	1300-1400	CHNX, Halifax, Canada.....	6130	1400-1500	Voice of America.....	6110, 7230 9760, 11715
1200-1300	AFRTS.....	6030, 6125 9700, 15330 15430, 21670	1300-1400	CKFX, Vancouver, Canada.....	6080	1400-1500	WHRI, Indiana.....	15105
1200-1300	BBC, London.....	5965, 6195 9510, 9740 9750, 11710 11750, 11775 12095, 15070 17790, 21710	1300-1400 1300-1400 1300-1400 1300-1400 1300-1400 1300-1400	CKZU, Vancouver, Canada....	6160	1400-1500 S	WRNO Worldwide.....	11965
1200-1300	B.S. Kingdom Saudi Arabia..	11855v	1300-1400	FEBC, Manila.....	11850	1415-1430 A,S	KTWR, Guam.....	9870
1200-1300	CBC Northern Quebec Service.	9625	1300-1400	FEN, Tokyo.....	6155	1415-1500	Radio Berlin Int'l.....	15240
1200-1300	CFCX, Montreal, Canada.....	6005	1300-1400	GBC, Accra, Ghana.....	7295	1415-1430	Radio Nepal.....	5005
1200-1300	CFRX, Toronto, Canada.....	6070	1300-1400	HCJB, Quito, Ecuador.....	11740, 15115	1415-1500 S,A	GBC-2, Accra, Ghana.....	3366
1200-1300	CFVP, Calgary, Canada.....	6030	1300-1400	NBC, Port Moresby, Papua New Guinea.....	4890 5995, 6060	1430-1500	KTWR Guam.....	9870
1200-1300	CHNX, Halifax, Canada.....	6130	1300-1400	Radio Australia.....	4460, 5320 5860, 5880	1430-1500	Radio Australia.....	5995, 6045 6060, 6035 6080, 7205 9580
1200-1300	CKFX, Vancouver, Canada....	6080	1300-1400	Radio Beijing.....	11720, 11955 15440, 17820	1430-1500 M-A	Radio Budapest Hungary....	11910
1200-1300	FEN, Tokyo.....	3910, 6155	1300-1400	Radio Canada Int'l.....	11940	1430-1500	Radio Korea World News Svc..	7275, 11805
1200-1300	GBC, Accra, Ghana.....	7295	1300-1400	Radio Jordan.....	9560	1430-1500	Radio Netherland.....	5955, 11735 13770, 15560 17575
1200-1300	HCJB, Quito, Ecuador.....	11740, 11745 15115, 17890	1300-1400	Radio Moscow.....	11840, 15360 15475, 15585	1445-1500	Radio Ulan Bator, Mongolia..	9575
1200-1300	KYOI, Saipan.....	11900	1300-1400	Radio RSA, South Africa....	15220, 21535 21590	1430-1500 M-A	Radio Yugoslavia.....	9620, 15240
1200-1300	Pt Moresby,Papua New Guinea	4890	1300-1400	Radio Veritas,Philippines...	6160	1448-1455	WYFR, USA.....	11830, 15170
1200-1300	Radio Australia.....	5995, 6060 6080, 7205 7215, 9580 9770	1300-1400	SBC Radio 1, Singapore.....	5010, 5052	1445-1500	Radio Vatican.....	15090
1200-1300	Radio Beijing.....	9535, 9645 15280	1300-1400	Sri Lanka Broadcasting Corp.	11940 6075, 9720			
1200-1200	Radio Moscow.....	9754, 11750 13625, 13790 15475, 17655 17820	1300-1400 1300-1400 1300-1400	Voice of America.....	6110, 7230 9660, 9760 15205			
1200-1300	Radio Tanzania.....	9685	1300-1400	Voice of Nigeria.....	7255, 15120			
1200-1300	RAE, Argentina.....	15345	1300-1400	WHRI, Indianapolis.....	11790			
1200-1300	SBC Radio 1, Singapore.....	5010, 5052 11940	1300-1400	WRNO, USA.....	9680, 11830 11875			
1200-1300	Voice of America.....	6110, 9760 11715, 15430 17790	1315-1400	Radio Berlin Int'l.....	11795, 15445 17700			
1200-1300	WHRI, Indiana.....	11790	1330-1400	All India Radio.....	11810, 15335			
1200-1300 S	WRNO Worldwide.....	9715	1330-1445	Laotian National Radio.....	7113v 9750, 9760			
1200-1300	WYFR, USA.....	6105, 9680 11830, 11875 15170	1330-1355 M-A 1330-1400 M-A	BBC, London.....	12095, 15070 17885, 21710			
1210-1300	Voice of Nigeria.....	7255, 15120	1330-1400 M-A	BBS, Bhutan.....	6035			
1215-1300	Radio Cairo.....	17675	1330-1445	BBS, Burma.....	4725			
1215-1245	Radio Japan Regional Serv..	11875, 15300	1330-1355 M-A	BRT, Belgium.....	15515, 15590			
1215-1230	Voice of Islamic Rep. Iran.	11895, 15085	1330-1400 M-A	Radio Budapest Hungary....	9835, 11910 15160, 15220 17710, 21665			
1230-1300	Radio Austria International	15320	1330-1400 S	Radio Finland.....	11945, 15400			
1230-1300	Radio Australia.....	9560, 15320 17655, 17800 21630	1330-1400	Radio Tashkent.....	7325, 9715 15460			
1230-1300	Radio Bangladesh.....	15525, 17653	1330-1400	Radio Yugoslavia.....	9620, 15240			
1230-1300	Radio Berlin Int'l.....	21465	1330-1400	Swiss Radio International..	9730, 9885 11905, 11955 12030			
1230-1300	Radio Jordan.....	9560	1330-1400	U.A.E. Radio.....	9640, 11940 15320, 17775			
1230-1300	Radio Polonia.....	15190, 15430	1330-1400	Voice of Vietnam.....	9755, 9840 12020, 12035			
1230-1300	Radio Sweden Int'l.....	9565, 11735	1330-1400	WRNO, Worldwide.....	11965			
1230-1300	TES Radio Veritas,Philippns.	6160	1337-1400 A	TWR, Bonaire.....	11815			
1230-1300	Sri Lanka Broadcasting Corp.	6075, 9720 15425	1345-1400	Vatican Radio.....	7250, 9645 11740			
1230-1300	Voice of Turkey.....	15255						
1230-1300	WYFR, Florida.....	15055						
1235-1245	Voice of Greece.....	11645, 15360 15630, 17565						
1255-1300 M-A	Radio Ulan Bator Mongolia...	7235, 9575						
1255-1330 A-S	TWR, Bonaire.....	11815						
1300 UTC [9:00 AM EDT/6:00 AM PDT]								
1300-1315	Radio Berlin International.	21465						
1300-1330	BBC, London.....	9510, 11775 15070, 17705 17790						
1300-1330	Radio Australia.....	5995, 6060 6080, 9580						
1300-1330	Radio Bucharest, Romania...	11940, 15250						
1300-1330	Radio Finland.....	15400, 11945						
1400 UTC [10:00 AM EDT/7:00 AM PDT]								
1400-1415	GBC-2, Accra, Ghana.....	7295						
1400-1430	Radio Australia.....	9580						
1400-1430	Radio Finland.....	15400						
1400-1430	Radio Japan General Service.	5990, 7140 9675, 9695 11815						
1400-1430 S	Radio Norway International.	11860, 15250 15300, 15310						
1400-1430	Radio Sweden International.	11785, 15345						
1400-1500	AFRTS.....	9700, 11805 15330, 15430						
1400-1500	All India Radio.....	11810, 15335						
1400-1500	BBC, London.....	12095, 15070 15275, 17705 17790, 17885						
1400-1500	CBC Northern Quebec Service.	9625, 11720						
1500 UTC [11:00 AM EDT/8:00 AM PDT]								
1500-1505 M-F	Africa #1, Gabon.....	15200						
1500-1520	Radio Ulan Bator Mongolia...	9615, 12015						
1500-1530	BBS, Burma.....	4725						
1500-1530	HCJB, Quito, Ecuador.....	11740, 15115 17890						
1500-1530	Radio Berlin Int'l.....	15255						
1500-1530	Radio Netherland.....	13770, 15560						
1500-1530	Radio Veritas, Philippines..	9565, 15120						
1500-1530	TWR, Guam.....	9870						
1500-1530	Voice of Nigeria.....	7255, 11770						
1500-1550	Deutsche Welle.....	15135, 17825						
1500-1556	Radio RSA, South Africa....	21590						
1500-1600	AFRTS.....	9700, 15330						
1500-1600	BBC, London.....	9515, 15070 15260, 15275 17885						
1500-1600	CBC Northern Quebec Service.	9625, 11720						
1500-1600	CFCX, Montreal, Canada.....	6005						
1500-1600	CFRX, Toronto, Canada.....	6070						
1500-1600	CFVP, Calgary, Canada.....	6030						
1500-1600	CKFX, Vancouver, Canada....	6080						
1500-1600	CHNX, Halifax, Canada.....	6130						
1500-1600	FEBC, Manila.....	9670, 11850						
1500-1600	KTWR Guam.....	9870						
1500-1600	Radio Australia.....	5995, 6030 6060, 6080 6035, 7205 9580						
1500-1600 S	Radio Canada International.	11720, 11955 15440						
1500-1600	Radio Japan General Service.	5990, 9695 21700						
1500-1600	Radio Jordan.....	9560						
1500-1600	Radio Moscow.....	11840						
1500-1600	RTM, Sarawak, Malaysia....	4950						
1500-1600	SBC Radio 1, Singapore.....	5010, 5052 11940						
1500-1600	Sri Lanka Broadcasting Corp.	6075, 9720 15425						
1500-1600	Voice of America.....	15205						
1500-1600	Voice of Nigeria.....	7255, 11770						
1500-1600	Voice of Indonesia.....	11790, 15150						
1500-1600	V. Revolutionary Ethiopia..	9560						
1500-1600	WHRI, Indiana.....	15105						
1500-1600	WRNO Worldwide.....	15420						
1500-1600	WYFR, Florida.....	11830						
1513-1600 F-S	FEBC, Seychelles.....	11820						
1530-1600	KNLS, Alaska.....	7355						
1530-1545	Radio Bangladesh.....	7195						

frequency SECTION

1530-1600	R. Prague, Czechoslovakia..	9735, 11690 11990, 13715 17705, 17840 21505
1530-1600	Swiss Radio International..	9735, 11690 15430
1530-1600	Voice of Asia, Taiwan.....	5980, 7445
1540-1550	Voice of Greece.....	11645, 15630 17565
1545-1600	Vatican Radio.....	11810, 15090 17730

1600 UTC [12:00 PM EDT/9:00 AM PDT]

1600-1605	SBC Radio 1, Singapore....	11940
1600-1615	Radio Pakistan.....	9645, 11615 11675, 11735 11925, 15515 15595, 17660
1600-1630	S Radio Norway International..	9660, 11870 11925, 15310
1600-1630	M-F Radio Portugal.....	15105
1600-1630	Radio Sweden Int'l.....	11705
1600-1630	Voice of Vietnam.....	9755, 9840 12020, 12035
1600-1645	TWR, Swaziland.....	3200
1600-1700	AFRTS.....	9700, 15330 15430
1600-1700	BBC, London.....	11775, 12095 15070, 15260 15275, 15400 17705, 17880
1600-1700	A CBC Northern Quebec Service.	9625, 11720
1600-1700	CFCX, Montreal, Canada.....	6005
1600-1700	CHNX, Halifax, Canada.....	6130
1600-1700	CFRX, Toronto, Canada.....	6070
1600-1700	CFVP, Calgary, Canada.....	6030
1600-1700	CKFX, Vancouver, Canada.....	6080
1600-1700	S KCBI, Texas.....	11735
1600-1700	KNLS, Alaska.....	7355
1600-1700	KYOI, Saipan.....	9665
1600-1700	Radio Australia.....	6035, 6060 6080, 9550 9580, 15320
1600-1700	Radio Beijing.....	9570, 11600
1600-1700	Radio France International.	11705, 17620
1600-1700	Radio Jordan.....	9560
1600-1700	Radio Korea.....	5975, 9870
1600-1700	Radio Malawi.....	3380, 5995
1600-1700	Radio Moscow.....	9470, 9490 11770, 11840 11950
1600-1700	Radio Prague, Czech.....	11990, 13715 15110, 17705
1600-1700	Radio Riyadh, Saudi Arabia..	9720v 6105
1600-1700	Radio Tanzania.....	6105
1600-1700	Radio Zambia.....	9505
1600-1700	UAE Radio.....	9640, 11940 11955, 15320
1600-1700	Voice of America.....	9575, 15205 15410, 15445 15580, 15600 17785, 17800 17870
1600-1700	Voice of Nigeria.....	7255, 11770
1600-1700	WCSN, Boston, Mass.....	15270
1600-1700	WHRI, Indiana.....	15105
1600-1700	WINB, Pennsylvania.....	15295
1600-1700	TEST WMLK, Pennsylvania.....	9455
1600-1700	WRNO Worldwide.....	11965
1600-1700	WYFR, Florida.....	11580, 11830 15170, 15575
1610-1620	M-F Radio Botswana.....	4820, 7255
1610-1645	Radio Belem.....	3205
1630-1655	M-A BRT Belgium.....	17595
1630-1700	ELWA, Liberia.....	11830
1630-1700	Radio Nacional Angola.....	7245, 9535 11955
1630-1700	Radio Netherland.....	6020, 9515
1630-1700	Radio Polonia.....	7125, 9525
1630-1700	Radio Sofia, Bulgaria.....	11735, 11840 15310
1630-1700	Voice of Africa, Egypt....	15255
1645-1700	Radio Berlin Int'l.....	9730
1645-1700	Radio Pakistan.....	6205, 7100 9560, 9465

1700 UTC [1:00 PM EDT/10:00 AM PDT]

1700-1710	Voice of Lebanon.....	6548
1700-1715	Kol Israel.....	9385, 9460 11585, 11655
1700-1720	Radio Netherland.....	6020, 9515
1700-1730	Radio Australia.....	6035, 6060 7205

1700-1730	Radio Berlin Int'l.....	9730
1700-1730	Radio Japan.....	5990, 11815
1700-1730	Radio Norway International.	15220 15310
1700-1745	BBC, England.....	11775, 15070 15260, 15275 15400
1700-1800	AFRTS.....	9700, 11805 15330, 15345 15430
1700-1800	CBC, N. Quebec, Canada....	9625, 11720
1700-1800	CFCX, Montreal, Canada.....	6005
1700-1800	CFRX, Toronto, Canada.....	6070
1700-1800	CFVP, Calgary, Canada.....	6030
1700-1800	CHNX, Halifax, Canada.....	6130
1700-1800	CKFX, Vancouver, Canada.....	6080
1700-1800	CKZU, Vancouver, Canada....	6160
1700-1800	KCBI, Dallas.....	11735
1700-1800	KNLS, Alaska.....	7355
1700-1800	KYOI, Saipan.....	9665
1700-1800	Radio Beijing.....	9570, 11600
1700-1800	Radio Korea, South.....	5975, 15575
1700-1800	Radio Moscow.....	7115, 7150 9825, 11840
1700-1800	MWF Radio Nacional, Eq. Guinea	9535
1700-1800	Radio Nacional Angola.....	7245, 9535 11955
1700-1800	Radio Pyongyang, N. Korea....	7105, 7205 7305, 9325 9960, 9977 11665
1700-1800	Radio Riyadh, Saudi Arabia..	9720v
1700-1800	Radio Tanzania.....	6105
1700-1800	Radio Zambia.....	9505
1700-1800	Voice of Africa, Egypt....	15255
1700-1800	Voice of America.....	15410, 15445 15580, 15600 17785, 17800 17870
1700-1800	Voice of Nigeria.....	11770
1700-1800	WCSN, Boston, Mass.....	15270
1700-1800	WHRI, Indiana.....	15105
1700-1800	WINB, Pennsylvania.....	15400
1700-1800	WMLK, Bethel, Pa.....	9455
1700-1800	WRNO Worldwide.....	15420
1700-1800	WYFR, Florida.....	11580, 11830 11875, 15170
1715-1800	Radio Berlin International..	6080, 6115
1730-1755	BRT, Belgium.....	5910, 11985
1730-1800	Radio Australia.....	6035, 9580
1730-1800	Radio Bucharest, Romania....	7145, 9640 9690, 11830
1730-1800	Radio Polonia.....	6135, 9540
1730-1800	Radio Portugal.....	11915, 13250
1730-1800	Radio Surinam.....	17755
1745-1800	BBC, London.....	9410, 9750 12095, 15070 15260, 15275 15400
1745-1800	SLBC, Sri Lanka.....	11800

1800 UTC [2:00 PM EDT/11:00 AM PDT]

1800-1810	Voice of Kenya.....	6135
1800-1830	Radio Canada International.	15260, 17820
1800-1830	Radio Japan.....	7250, 9675
1800-1830	Radio Mozambique.....	3340, 9620
1800-1830	Swiss Radio Int'l.....	9535
1800-1830	TWR, Monte Carlo.....	11965
1800-1900	Voice of Africa, Egypt....	15255
1800-1830	Voice of Vietnam.....	9755, 9840 12020, 12035
1800-1900	Deutsche Welle.....	7285, 9700 9745, 11785
1800-1850	Radio Nacional do Brasil...	15265
1800-1900	4VEH, Haiti.....	4930
1800-1900	AFRTS.....	15330, 15345 15430, 17765
1800-1900	All India Radio.....	11620, 11940 15280
1800-1900	BBC, London.....	6180, 6195 9410, 11820 12095, 15070 15275, 15400
1800-1900	CBC, N. Quebec Service....	9625, 11720
1800-1900	CFCX, Montreal, Canada.....	6005
1800-1900	CFRX, Toronto, Canada.....	6070
1800-1900	CFVP, Calgary, Canada.....	6030
1800-1900	CKFX, Vancouver, Canada.....	6080
1800-1900	CKZU, Vancouver.....	6160
1800-1900	KCBI, Texas.....	11735
1800-1900	KNLS, Alaska.....	7355
1800-1900	M-F KVOH, California.....	17775
1800-1900	KYOI, Saipan.....	9665
1800-1900	Radio Australia.....	5995, 6045 6060, 6035 6080, 7215 9580

1800-1900	A,S Radio Canada International.	15260, 17820
1800-1800v	Radio Jamahiriya, Libya....	15450v
1800-1900	Radio Korea.....	5975, 15575
1800-1900	Radio Maputo, Mozambique...	9620
1800-1900	Radio Moscow.....	9735, 9765 11840
1800-1900	Radio Kuwait.....	11675
1800-1900	MWF Radio Nacional, Eq. Guinea...	9553
1800-1900	Radio New Zealand Int'l....	11780, 15150
1800-1900	Radio Riyadh, Saudi Arabia..	9720v
1800-1900	Radio Tanzania.....	6105
1800-1900	Radio Zambia.....	9505
1800-1900	RAE, Argentina.....	15435
1800-1900	TWR, Swaziland.....	9550
1800-1900	Voice of America.....	11760, 15580 15410, 17785 17870, 17900
1800-1900	WCSN, Boston, Mass.....	21640
1800-1900	WHRI, Indiana.....	11705
1800-1900	WINB, Pennsylvania.....	15400
1800-1900	WRNO Worldwide.....	15420
1800-1900	WYFR.....	9852.5
1805-1830	A,S Radio Austria Int'l.....	9725, 12015
1814-1817	Radio Suriname Int'l.....	17755
1815-1900	Radio Bangladesh.....	6240, 7295 7505
1830-1855	M-A BRT Brussels, Belgium.....	5910, 9905
1830-1855	Radio Finland.....	6120, 9610 11755
1830-1900	Radio Polonia.....	5995, 6135 7125, 7285 9525, 9675 11840
1830-1900	Radio Sweden Int'l.....	9755
1830-1900	Radio Tirana.....	7065, 9480
1830-1900	Swiss Radio International...	6165, 9535 9885, 11955 6020, 9540 17605, 21685
1830-1900	Radio Netherlands.....	17605, 21685
1830-1900	Radio Sofia, Bulgaria.....	9700, 11720
1830-1900	Spanish Foreign Radio.....	7275, 9765 11840, 15375
1830-1900	Radio Abidjan, Ivory Coast.	11940
1830-1900	Radio Havana Cuba.....	11795
1830-1900	Radio New Zealand.....	11780, 15150
1840-1900	Voice of Greece.....	11645, 12105 15630
1845-1900	All India Radio.....	7412, 11620

1900 UTC [3:00 PM EDT/12:00 PM PDT]


1900-1915	Radio Bangladesh.....	6240, 7295 9855, 11555
1900-1925	Radio Netherland.....	6020, 9540 17605, 21685
1900-1925	Radio Prague, Czechoslovakia	5930, 7345
1900-1930	Kol Israel.....	7465, 9010 9435, 9815 9855
1900-1930	Radio Budapest Hungary.....	6025, 7220 9585, 9835
1900-1930	M-F Radio Canada International..	11910, 12000 5995, 7285 15260, 15325 17820, 17875 21695
1900-1930	Radio Japan.....	11705
1900-1930	Radio Kiev, Ukrainian SSR...	7230, 6010 6090, 6165 9590, 11870
1900-1930	S Radio Norway Int'l.....	15310
1900-1930	Radio Yugoslavia.....	6100, 7240 9620
1900-1930	Spanish Foreign Radio.....	15375
1900-1930	Voice of Vietnam.....	9755, 9840 12020, 12035
1900-2000	4VEH, Haiti.....	4930
1900-2000	AFRTS.....	15330, 15345 15430, 17765 21620
1900-2000	All India Radio.....	7150, 9665 11620, 11845 15265
1900-2000	BBC, London.....	3955, 7325 9410, 11820 15070, 15400
1900-2000	B.S. Kingdom Saudi Arabia..	9720
1900-2000	CBC Northern Quebec Serv...	9625
1900-2000	CFCX, Montreal, Canada.....	6005
1900-2000	CFRX, Toronto, Canada.....	6070
1900-2000	CFVP, Calgary, Canada.....	6030
1900-2000	CKFX, Vancouver, Canada.....	6080
1900-2000	CKZU, Vancouver, Canada.....	6160
1900-2000	HCJB, Ecuador.....	15270, 17790
1900-2000	KCBI, Texas.....	11735
1900-2000	KNLS, Alaska.....	7355
1900-2000	KVOH, California.....	17775

frequency SECTION

1900-2000	Radio Australia.....	5995, 6045 6060, 6035 6080, 7205 9580	2000-2100	Radio Pyongyang, N. Korea...	6575, 7105 9345, 9960 9977	2100-2200	Voice of America.....	6045, 9760 11760, 15410 15445, 15580 17785, 17800 17870
1900-2000	Radio Beijing.....	9860, 11500	2000-2100	Radio Zambia.....	9505	2100-2200	Voice of Asia.....	7445, 9845
1900-2000	TES R. Discovery, Dominican Rep	15045	2000-2100	Voice of America.....	9760, 11760 11980, 17800 17870	2100-2200	WCSN, Boston, Mass.....	9465
1900-2000	Radio Havana Cuba.....	11795	2000-2100	WCSN, Boston, Mass.....	9465	2100-2200	WHRI, Indiana.....	9770
1900-2000	Radio Kuwait.....	11675	2000-2100	WRNO, Louisiana.....	9770	2100-2200	WRNO, Louisiana.....	11705
1900-2000	Radio Moscow.....	9685, 9735 9775, 11840	2000-2199	WRNO, Worldwide.....	11705	2100-2200	WYFR, Okeechobee, Florida..	11830, 15170
1900-2000	MWF Radio Nacional, Eq. Guinea....	9553	2000-2100	WYFR, Okeechobee, Florida..	11830, 15170	2105-2200	Radio Damascus, Syria.....	9950
1900-2000	Voice of America.....	9760, 15410 15445, 15580 11760, 17785 17800, 17870	2005-2100	Radio Damascus Syria.....	12085	2115-2120	F Radio Free Europe, W. Germany	3970, 6135 7200, 9725
1900-2000	Voice of Nigeria.....	7255, 11770	2015-2100	ELWA, Liberia.....	11830	2115-2230	Radio Yugoslavia.....	6100, 7240 9620
1900-2000	WCSN, Boston, Mass.....	21640	2025-2045	Radio Cairo, Egypt.....	9655	2130-2200	T,F BBC Falklands Service.....	9915, 11820 12040, 15390
1900-2000	WHRI, Indiana.....	11980	2030-2100	RAI, Italy.....	7235, 5990 11800	2130-2200	S-F CBC Northern Quebec Service	11720
1900-2000	S,A WINB, Red Lion, Penna.....	15185	2030-2100	Falkland Islands Bcast Svc..	2380 / 3958	2130-2200	HCJB, Quito, Ecuador.....	11740, 15270 17790
1900-2000	WMLK, Bethel, PA.....	9455	2030-2100	IBRA Radio.....	6110	2130-2200	KGEL, San Francisco, CA....	15280
1900-2000	WRNO Worldwide.....	15420	2030-2100	Radio Australia.....	6035, 6045 6080, 7215 9580, 9620	2130-2200	Kol Israel.....	7410, 7465 9010, 9435 9815
1900-2000	WYFR, Okeechobee, Florida..	9852.5, 11830 11875	2030-2100	Radio Beijing.....	6955, 7480 9440, 11515 9540, 9715	2130-2200	Radio Austria International.	5945, 6000 9870
1910-1920	Radio Botswana.....	3355, 4820	2030-2100	Radio Netherland.....	9895, 11740	2130-2200	Radio Australia.....	15150, 15160 15395
1920-1930	M-A Voice of Greece.....	7430, 9395 9420	2030-2100	M-F Radio Portugal.....	6170, 9740	2130-2200	Radio Canada International.	11945, 15150
1930-2000	Radio Beijing, China.....	9440, 11515 11905	2030-2100	Voice of Nigeria.....	11770	2130-2200	Radio Prague.....	6055
1930-2000	Radio Bucharest, Romania....	7145, 9690 9750, 11940	2030-2100	Radio Sofia, Bulgaria.....	6070, 7115 9700	2130-2200	Radio Sofia, Bulgaria.....	6070, 11720
1930-2000	Radio Finland.....	6120, 11755	2045-2100	Voice of Vietnam.....	9755, 9840 12020, 12035	2200 UTC	[6:00 PM EDT/3:00 PM PDT]	
1930-2000	Voice of Islamic Rep. Iran..	9022	2045-2100	All India Radio.....	7160, 9550 9665, 9910 11620, 11870	2200-2205	Radio Damascus, Syria.....	9950
1935-1955	RAI, Italy.....	7275, 9710	2050-2025	Radio Berlin International.	6125	2200-2207	Voice of America.....	11740, 15160 17730, 17775
1940-2000	Radio Ulan Bator Mongolia...	7235, 15305	2000-2100	Voice of Islamic Rep., Iran..	9022	2200-2210	Radio Sierra Leone.....	5980
1950-2000	Vatican Radio.....	6190, 7250 9645	2000-2110	Vatican Radio.....	6200, 7250 9645	2200-2215	Vatican Radio.....	9615
2000 UTC	[4:00 PM EDT/1:00 PM PDT]		2000-2115	Radio Cairo, Egypt.....	9655	2200-2225	RAI, Italy.....	5990, 9710 11800
2000-2005	Radio Ghana.....	4915	2100-2115	Radio New Zealand Int'l....	11780, 15150	2200-2230	All India Radio.....	7160, 9550 9665, 9910 11620, 11870
2000-2005	Radio Ulan Bator Mongolia...	9575, 15305	2100-2115	ELWA, Liberia.....	11830	2200-2230	S-F CBC Northern Quebec Service	9625, 11720
2000-2010	Vatican Radio.....	6250, 7250 9645	2100-2125	BRT, Belgium.....	5910, 9675	2200-2240	Radio Jamahiriya, Libya.....	7245
2000-2010	Voice of Kenya.....	4808	2100-2125	S-F CBC Northern Quebec Service.	9625, 11720	2200-2245	Radio Berlin Int'l.....	6070, 6125
2000-2015	M-F Radio Cotonou, Benin.....	4870	2100-2125	Radio Beijing.....	9440, 11515	2200-2250	Radio Canada International..	5960, 9755
2000-2015	Radio Togo, Lome.....	3220, 5047	2100-2125	Radio Netherland.....	9540, 9715	2200-2230	S Radio Norway International..	9590, 9605
2000-2025	Radio Beijing, China.....	9440, 11515 11905	2100-2130	Radio Finland.....	6120, 11945 15400	2200-2230	Radio Sofia, Bulgaria.....	11720
2000-2025	Radio Bucharest, Romania....	7145, 9690 9750, 11940	2100-2130	Radio Australia.....	9580	2200-2300	AFRTS.....	6030, 11790 15330, 15340
2000-2025	M-H Radio Polonia.....	7125, 7145 9525, 9695	2100-2130	Radio Berlin International..	6125	2200-2300	BBC, London.....	5975, 6005 6120, 6175 7325, 9410 9515, 9915 12095
2000-2030	Radio Australia.....	6060, 6035 6045, 6080 7250, 9580 9620	2100-2130	Radio Sweden International.	11845, 11955	2200-2300	CFCX, Montreal, Canada.....	6005
2000-2030	Radio Algiers, Algeria.....	17745	2100-2130	Swiss Radio International..	11955, 12035	2200-2300	CFRX, Toronto, Canada.....	6070
2000-2030	Radio Budapest, Hungary....	9585, 9835 11910	2100-2140	Radio Havana Cuba.....	15230	2200-2300	CFVP, Calgary, Canada.....	6030
2000-2030	M-F Radio Canada International..	5995, 9670 11945, 115325 17820, 17875	2100-2145	WINB, Red Lion, Penna.....	15185	2200-2300	CHNX, Halifax, Canada.....	6130
2000-2030	S Radio Norway International..	7125, 9525	2100-2150	Deutsche Welle, West Germany	6010, 7130 9675, 9765 11815	2200-2300	CKFX, Vancouver, Canada....	6080
2000-2030	Radio Polonia.....	7125, 7145 9525, 9675	2100-2150	Radio Pyongyang, N. Korea...	6575, 9360 11660	2200-2300	CKZU, Vancouver.....	6160
2000-2030	Radio Prague, Czechoslovakia	5930, 7345	2100-2155	Radio Beijing.....	11500	2200-2300	Falkland Islands Bcast Svc..	2380 / 3958
2000-2030	Voice of Islamic Rep. Iran..	9022, 11930	2100-2156	Radio RSA, South Africa....	7270, 9585	2200-2300	King of Hope, Lebanon.....	6280
2000-2030	Voice of Nigeria.....	7255, 11770	2100-2200	AFRTS.....	15330, 15345	2200-2300	KSDA, Guam.....	7160
2000-2030	WRNO Worldwide.....	15420	2100-2200	All India Radio.....	15435	2200-2300	KVOH, California.....	17775
2000-2045	All India Radio.....	7160, 9665 9755, 9910 11620, 11865	2100-2200	BBC, London.....	7412, 9665 9910, 11620 6005, 6175 7325, 9410 12095, 15260	2200-2300	KYOI, Saipan.....	15405
2000-2050	Voice of Turkey.....	7125	2100-2200	CFCX, Montreal, Canada.....	6005	2200-2300	Radio Australia.....	15320, 17795
2000-2100	AFRTS.....	11805, 15330 15345, 15430 17765	2100-2200	CFRX, Toronto, Canada.....	6070	2200-2300	Radio Baghdad, Iraq.....	9875
2000-2100	BBC, London.....	6175, 6190 6195, 7325 9410, 9765 15260	2100-2200	CFVP, Calgary, Canada.....	6030	2200-2300	Radio Moscow.....	5915, 5940 7115, 7150 7215, 9490 9520, 13665
2000-2100	CBC Northern Quebec Service.	9625, 11720	2100-2200	CHNX, Halifax, Canada.....	6130	2200-2300	Radio Pyongyang, N.Korea...	11735
2000-2100	CFCX, Montreal, Canada.....	6005	2100-2200	CKFX, Vancouver, Canada....	6080	2200-2300	R. Vilnius, Lithuanian SSR..	6200, 7165 11790, 11860 13645
2000-2100	CFRX, Toronto, Canada.....	6070	2100-2200	Falkland Islands Bcast Svc..	2380, 3958	2200-2300	Voice of Free China, Taiwan.	7355, 9465
2000-2100	CFVP, Calgary, Canada.....	6030	2100-2200	FEN, Tokyo.....	15260	2200-2300	Voice of Turkey.....	7225, 9560 17760
2000-2100	CHNX, Halifax, Canada.....	6130	2100-2200	King of Hope, Lebanon.....	6280	2200-2300	WCSN, Boston, Mass.....	7365
2000-2100	CKFX, Vancouver, Canada....	6080	2100-2200	KSDA, Guam.....	7160, 11965	2200-2300	WHRI, Indiana.....	11770
2000-2100	CKZV, Canada.....	6160	2100-2200	KVOH, California.....	17775	2200-2300	WRNO Worldwide.....	11705
2000-2100	King of Hope, Lebanon.....	6280	2100-2200v	KYOI, Saipan.....	9670	2200-2300	WYFR, Florida.....	11830, 17845
2000-2100	KNLS, Alaska.....	7355	2100-2200	Radio Baghdad, Iraq.....	9875	2205-2230	Vatican Radio.....	6015, 9615 11830
2000-2100	KVOH, California.....	17775	2100-2200	Radio Jamahiriya, Libya....	7245 9635, 11815 6200, 7115 7310, 9490 9775, 11840	2230-2300	S CBC Northern Quebec Service.	9625, 11720
2000-2100	KYOI, Saipan.....	9670	2100-2200	Radio Moscow.....	13665	2230-2300	Swiss Radio International..	6190
2000-2100	Radio Baghdad, Iraq.....	7170	2100-2200	M-A Radio Nacional Angola.....	9535, 7245	2245-2300	All India Radio.....	6035, 7215 9595, 9912 11765
2000-2100	Radio Kuwait.....	11675	2100-2200	F.A Radio Zambia.....	9505	2245-2300	GBC1 Ghana.....	4915
2000-2100	Radio Moscow.....	9735, 9775 11840	2100-2200	RTL, Luxembourg.....	6090			
2000-2100	R. Nacional, Equator Guinea	15106v	2100-2200	Voice of Africa (Cairo)....	15375			
2000-2100	Radio New Zealand.....	11780, 15150						

freq SECTION

2300 UTC	[7:00 PM EDT/4:00 PM PDT]			
2300-2330	BBC, London.....	5975, 6005		
		6120, 6175		
		7325, 9590		
		9915, 9515		
2300-2330	KGEI.....	15280		
2300-2330	Kol Israel.....	7410, 7465		
		9435		
2300-2330	Radio Canada International..	9755, 11710		
2300-2330	Radio Sweden International..	9695, 11705		
2300-2345	Radio Berlin International..	6080, 9730		
2300-0000	4VEH, Haiti.....	4930		
2300-0000	AFRTS.....	6030, 11720		
		15345		
2300-0000 A,S	CBC Northern Quebec Service.	6195, 9625		
2300-0000	CFCX, Montreal, Canada.....	6005		
2300-0000	CFRX, Toronto, Canada.....	6070		
2300-0000	CFVP, Calgary, Canada.....	6030		
2300-0000	CHNX, Halifax, Canada.....	6130		
2300-0000	CKFX, Vancouver, Canada.....	6080		
2300-0000	CKZU, Vancouver.....	6160		
2300-0000	Falkland Islands Bcast Svc..	2380 / 3958		
2300-0000	FEBC, Manila.....	15320		
2300-0000	KCBI, Texas.....	11910		
2300-0000	KVOH, California.....	17775		
2300-0000	KYOI, Saipan.....	15405		
2300-0000	Radio Australia.....	15320, 17795		
2300-0000	Radio Baghdad.....	11735		
2300-0000	Radio Japan.....	11800		
2300-0000	Radio Korea, South.....	15575		
2300-0000	Radio Moscow, U.S.S.R.....	5915, 5940		
		7115, 7150		
		7185, 7215		
		7320, 13665		
2300-0000	Radio Sofia Bulgaria.....	6070, 11720		
2300-0000	Radio Pyongyang, N. Korea..	11735, 13650		
2300-0000	Radio Thailand.....	9650, 11905		
2300-0000	RTL, Luxembourg.....	6090		
2300-0000	Spanish Foreign Radio.....	6020		
2300-0000	Voice of America.....	9640, 11740		
		15160, 15185		
		15290, 17730		
		17740, 17820		
2300-0000	WCSN, Boston, Mass.....	7365		
2300-0000	WHRI, Indiana.....	11770		
2300-0000	WRNO Worldwide.....	9615		
2300-0000	WYFR, Florida.....	9680, 15170		
		15440		
2330-2355	BRT Belgium.....	9675, 9925		
2330-0000	BBC, London.....	5975, 6005		
		6120, 6175		
		7325, 9515		
		9590, 9915		
		12095		
2330-0000 S-F	Radio Canada International..	5960, 9755		
2330-0000	Radio Kiev, Ukrainian SSR...	6200, 7165		
		11790, 11860		
		13645		
2330-0000 TES	Radio Veritas, Philippines...	9740		
2330-0000	Voice of Vietnam.....	9765, 9840		
		12020, 12035		
2330-0000	Voice of Nicaragua.....	6015		
2330-0000	WINB, Pennsylvania.....	15145		
2345-0030	Radio Berlin Intl.....	6080, 9730		
2345-0000	Radio Korea, South.....	7275, 15575		



Bugs in the Forest

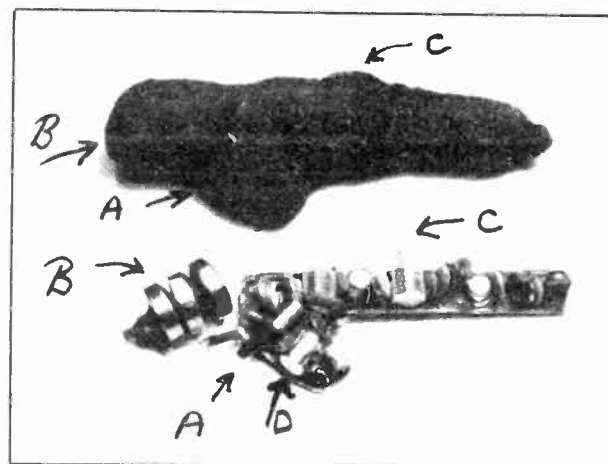
by Bob Grove

Electronics plays a vital role in many unusual environments. For example, during the war in Viet Nam, miniature transmitters, camouflaged to resemble lumps of peat or other jungle floor debris, would detect vibrations and send short radio bursts to nearby monitoring receivers.

Used to detect troop movements (and, as some wags observed, "They even look like troop movements!"), the tiny transmitters were comprised of a transistor oscillator on 150 Mhz connected to an inertia switch. Power was provided by three mercury cells.

The devices carried the official nomenclature "Transmitter, Radio T-1151 (V) / USQ, Forked Stick, Peat Moss" and were distributed in cartons of ten where they would be scattered near known footpaths and roadways, blending easily into the natural terrain.

Several different configurations were made (see accompanying illustrations), one of which was stripped with methyl ethyl ketone by the surplus dealer who sold them. A recent telephone call reveals that the supply is now exhausted as these interesting devices have disappeared for posterity into the hands of collectors.



Removal of a plastic arming pin (A) would activate the mercury cells (B); frequency was factory adjusted by coil (C) and seismic switch (D), containing a free-floating spring, would be activated by vibrations which would cause the spring to touch the side of the switch casing.

MONITOR



Do it yourself and save. Why pay for someone else to have all the fun? 73: *Amateur Radio's Technical Journal* publishes more easy-to-build construction projects than any other ham magazine. Every issue is packed with simple articles that will put your soldering iron to work.

Stay informed with the latest ham news. 73's monthly columns give you the facts you need:

73 International—learn about foreign contests, reciprocal licensing laws, and how hams operate in other parts of the world.

New Products—find out about the latest state-of-the-art equipment.

Reviews—comparison-shop from home and save money.

DX—get DXpedition updates, profiles of famous hams, and tips for beginners.

Never Say Die—publisher Wayne Green's bold editorials are sure to give you something to talk about.

Subscribe to 73 today. A full year (12 issues) is only \$19.97. You'll save nearly \$10.00 off the regular newsstand price. Just fill out the coupon, or call (toll free) 1-(800)-258-5473 and charge it.

Order 73—ham radio never sounded so good.

YES! I want to monitor 73. Send me 12 issues for \$19.97.

Check/MO MC Visa Amex Bill me

Card # _____ Exp. Date _____

Signature _____

Name _____

Address _____

City _____ State _____ Zip _____

Canada & Mexico \$22.97/1 year only. U.S. funds drawn on US bank.

Foreign surface \$39.97/1 year only. U.S. funds drawn on U.S. bank.

Foreign airmail, please inquire.

Please allow 6-8 weeks for delivery.

736RMT

73: Amateur Radio's Technical Journal, PO Box 931, Farmingdale NY 11737

Complete assembly instructions on how to build...

A Simple Directional Antenna for the HF Bands

In response to the many requests I have received for a better shortwave antenna, this month's column will describe the famous W8JK flat top beam, an antenna which is an excellent choice for the SWL or new radio amateur.

It is easy and inexpensive to construct, is not too large for the average lot, has a 4 dB gain both transmitting and receiving when compared to an ordinary dipole antenna, and it is bi-directional; that is, it sends or receives signals best in two directions (broadside to the flat top).

The flat top beam can be mounted either horizontal or vertical to the ground. If mounted horizontally, try to keep both ends elevated at least 25 feet. Vertical mounting has the advantage of requiring only one support and it can be rotated to take advantage of the directive characteristics.

DIRECTIVITY AND AIMING

Usually we assume directive antennas must be pointed very precisely at the station to be worked; that is not the case with the W8JK beam as the lobe of maximum gain is at least 45 degrees wide.

If a station on the east coast of the U.S. aims the antenna northeast, most of Europe and a good part of North Africa will be within the lobe of maximum gain on one side of the beam.

The other side of the beam will cover the western U.S., Central America and much of the Pacific. Erecting a second array at right angles to our northeast antenna will cover the balance of the earth.

PHYSICAL LAYOUT

Figure 1 shows a view of the W8JK beam from the top. As you can see, the antenna is made up of two dipoles spaced a specific distance apart and connected to each other by two wires that cross over each other to establish proper phase relationships between the dipoles so their signals will enhance each other, providing gain and directivity.

SOME SIMPLE COMPUTATIONS

The W8JK can be designed for any frequency using the following formulas: The length in feet = $468/\text{frequency in MHz}$; and the spacing in feet = $117/\text{frequency in MHz}$.

$$L_{ft} = \frac{468}{F_{\text{MHz}}} \quad S_{ft} = \frac{117}{F_{\text{MHz}}}$$

As an example let's assume you want to receive signals on a frequency of 20 MHz. The length of the dipoles would be $468/20 \text{ MHz}$ or 23.4 feet (23'5"). The spacing between dipoles is $117/20 \text{ MHz}$ or 5.85 feet or (5'10"). Dimensions are not extremely critical--plus or minus a few inches will not hurt anything.

Using an antenna tuner the 20 MHz antenna will produce good gain and directivity up to 40 MHz; it will also work fine on frequencies lower than 20 MHz but will not produce gain or directivity below that design frequency.

A GOOD MULTIBAND DESIGN

An excellent multiband flat top can be constructed for 10-30 MHz, using a length of 46 feet and spacing of 11.5 feet. (NOTE: you must use an antenna tuner designed to tune balanced feeders with this antenna.)

MATERIAL

The W8JK is considerably heavier than the usual dipole or long wire and requires strong wire for the element; use 14 or 12 gauge copper-clad steel wire. The phasing section (crossed wires that connect to feed-line) can be made of lighter wire if you wish.

Spacers should be one inch square straight-grained pine, redwood, high

quality spruce, or heavy 3/4-inch-diameter bamboo for beams designed for frequencies above 12 MHz. Lower frequency beams should use 1" x 2" pine or 1" diameter bamboo.

If you are fortunate enough to find bamboo wrap each of the sections with fiber strapping tape. Whatever material you use give it two coats of spar varnish or shellac. NOTE: Do not use metal of any type for the spacers! PVC is OK for spacings of less than six feet but will not stand up to stresses of larger spacing.

If the antenna is to be used only for receiving use whatever you have on hand for insulators. If you are an amateur and want to transmit it is imperative that high quality ceramic insulators be used!

The center insulator will require a piece of insulating material such as plastic or varnished wood at least 1/4" thick and 4-1/2" x 3" (figure 2).

A length of good quality 300 ohm TV twinlead is used to feed the antenna.

BUILD IT

A flat top beam consists of two one-half-wavelength dipoles spaced one-eighth wavelength apart. Calculate the dipole length from the formula, allow three additional feet of wire for connecting to the insulators and cut two lengths of wire.

If your antenna is cut for 10 MHz you will need two lengths of wire 49 feet long. Cut one length in half (24-1/2 feet) and attach an insulator to each end; take up the excess wire through the insulator (9 inches on each end) and wrap several turns around the long portion of the wire and solder carefully. Repeat for the other 49 foot length of wire.

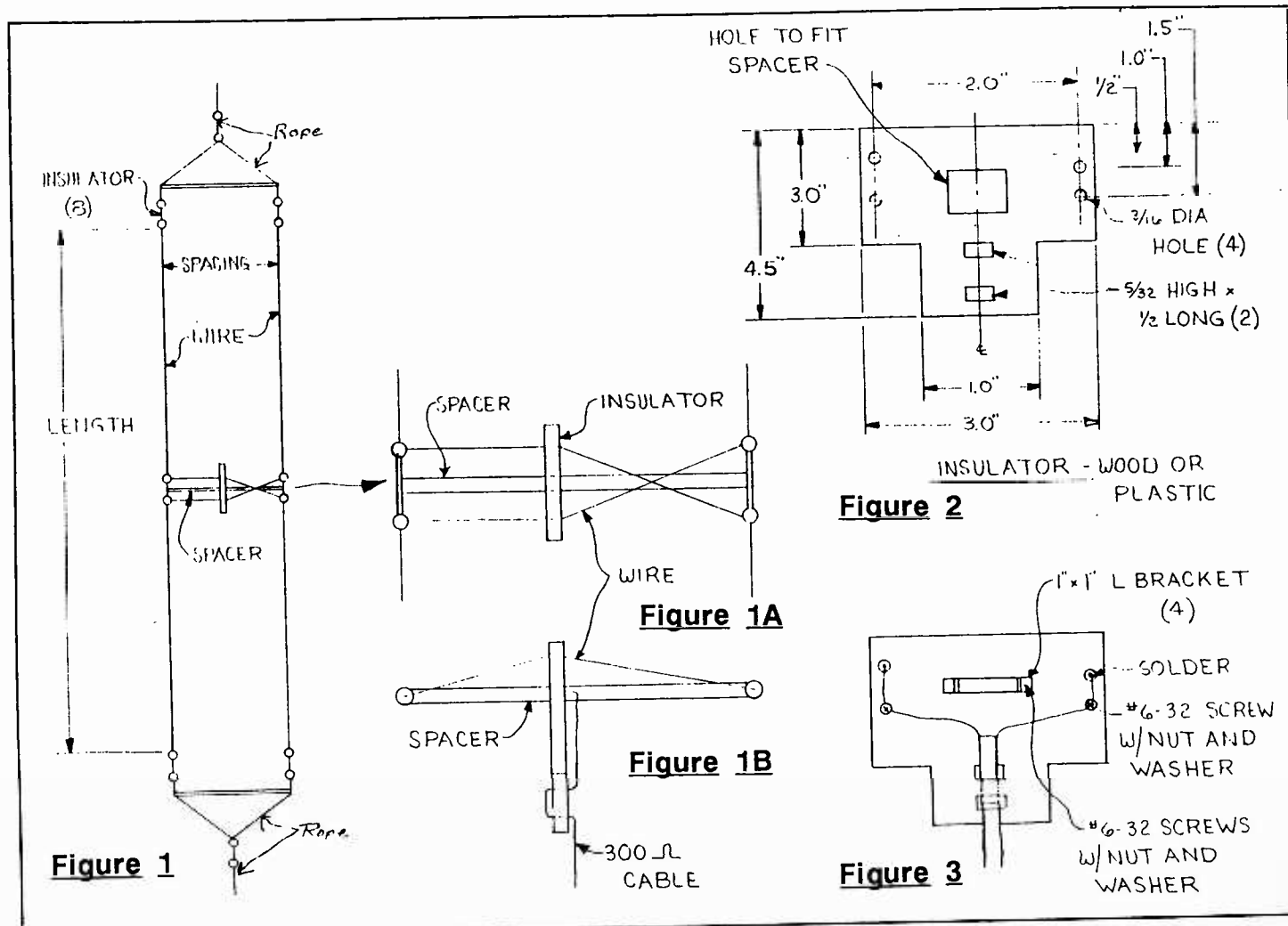
You now should have four lengths of wire 23 feet long with an insulator at each end. Set them aside for now.

CENTER INSULATOR

Figure 2 illustrates construction of the center feed line insulator. There are four holes in the wide part; the upper hole on each side should be large enough to clear the wire used for the cross-over lines. One of these holes must be about one-half inch higher than the other so the wires will clear each other.

The holes beneath these upper holes are for machine screws--3/16" will clear number 10 hardware. If you choose smaller screws make the holes an appropriate diameter.

Cut a hole at the marked location large enough to clear the width of the spacer you are using. Now, cut the slots in the lower part of the insulator; these slots are a strain relief for the feedline and they must be large enough to just clear the wire you will use to feed the antenna. ▶



Cut the insulator to the indicated shape or leave it rectangular if you like.

Place the insulator on your center spacer and slide it 4 or 5 inches from the center and secure it with the L brackets. You can also use pieces of wood screwed and glued in front and back of the insulator to hold it in place.

SPACERS

Begin by preparing the center spacer. If you are building the 10 MHz version this spacer should be 12 feet long. Measure in three inches from each end and drill a hole large enough to pass the wire used for the elements (see fig. 4).

Measure three inches in from the end of the two end spacers and mark the wood; do not drill any holes.

ASSEMBLY

Lay the components together on the ground so they look like figure 1. Run a piece of wire one foot long through the holes you drilled in the center spacer; use this wire to connect the insulators at the center of each dipole together and draw the insulators up against the wood spacer.

Wrap the wire around the insulator just as you did on the dipole sections and solder. The spacer should be snug between the insulators (fig. 4). Repeat for the other dipole.

Wrap and solder a one-foot-length of wire to reach end insulator. Now wrap the wire around an end spacer tightly where you made the mark three inches from one end (solder the ends).

Repeat this procedure on the other side of the spacer. Be sure the dipoles are even and do the other spacer the same way.

FEED SYSTEM ASSEMBLY

Run a wire from the one side of center of a dipole through the insulator and to the opposite wire of the dipole on the other side (see fig. 1A), solder these wires at the dipole as you connect them. Repeat for the other half.

Prepare the 300 ohm twinlead by splitting it back about two inches from one end and inserting this end through the slots (figs. 1B & 3); strip the end wires and mount solder lugs on them.

Solder two wires two inches long to each of the wires that pass through the center insulator, mount solder lugs on these wires and secure the lugs from the crossover wires and the

lugs from the feedline with a machine screw (fig. 3).

Loop the feedline from the bottom of the insulator to the center of the wooden center spacer and tape it securely in place keeping the strain off the fragile insulator. The feedline should hang down from the center of the antenna.

ERECTING

Make a rope yoke at each end spacer as shown in figure 1. Secure the rope by wrapping it around the spacer and tying it tightly. Use epoxy glue to prevent slippage.

Tie a rope to the center of each yoke at the balance point; use this rope to secure the array to the towers or supports. It may be necessary to use light ropes from the ends of the spacers to ensure the antenna remains horizontal (spacers parallel to the earth).

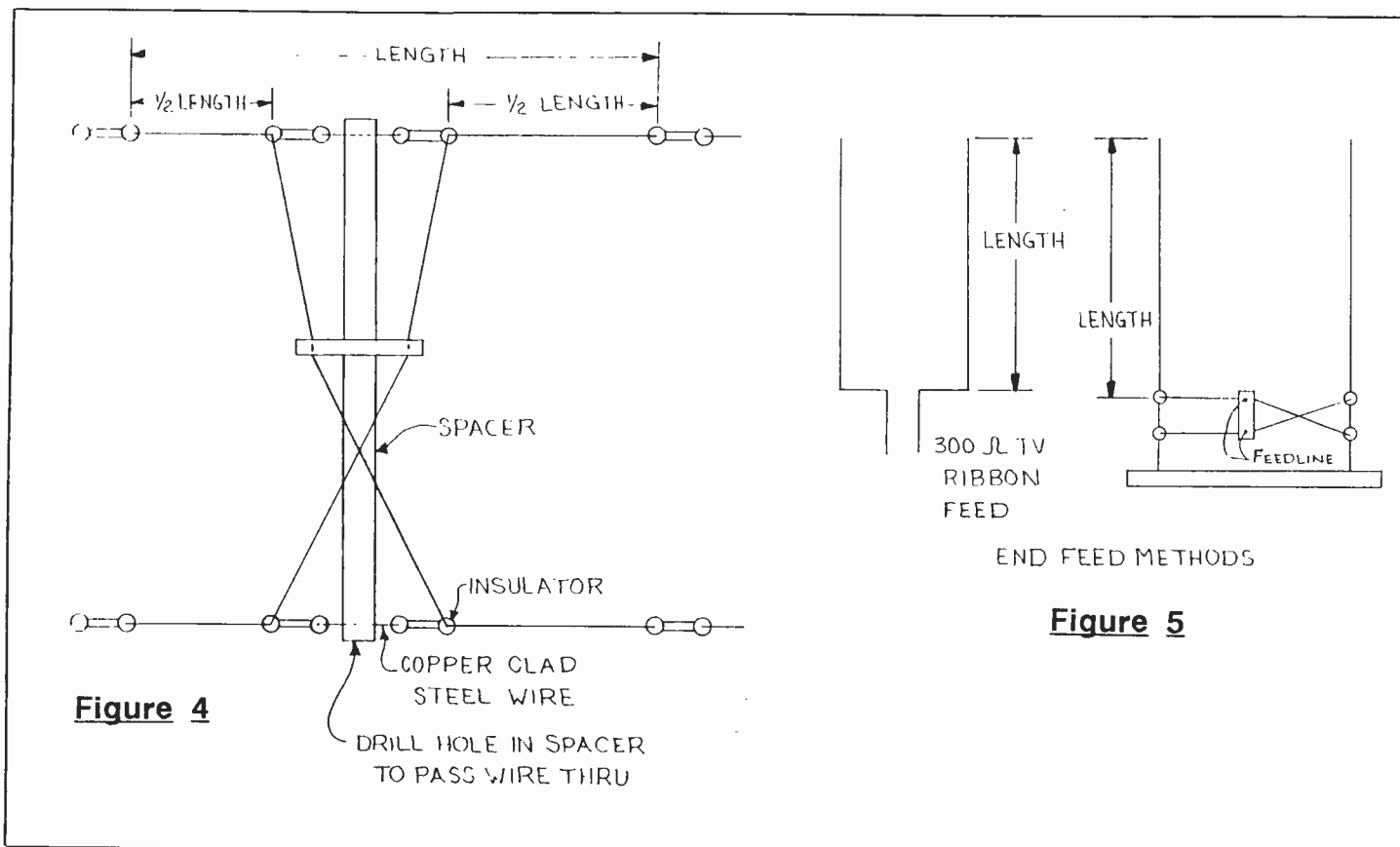
Figure 5 illustrates other feed methods. The method on the left is good for only one band of frequencies while the other will allow operation over a wide range of frequencies similar to the center fed method. Use one of these end feeds if the antenna is used vertically.

There is a great deal more to the W8JK story and the following two books will provide information on other W8JK arrays that produce even higher gain:

ARRL Antenna Handbook, available from ARRL (225 Main St., Newington, CT 0611), or

Radio Handbook by William I. Orr, W6SAI, available from Howard W. Sams & Co. (4300 West 62nd St., Indianapolis, IN 46268).

Good luck with your flat top; I know it will do a find job for you. Keep the letters and cards coming. ■



-SEEKER-

—SEEKER— The complete system for using a Commodore computer to make the ICOM R-71 the most USEFUL non-military receiver available.

FEATURES

<p>AUTOMATICALLY MONITOR a broadcaster's best frequencies using a schedule database based on time of day.</p> <p>CREATE, PRINT, and EDIT databases to be scanned.</p> <p>SELECT the strongest signal automatically, regardless of squelch condition.</p>	<p>MANAGE all your loggings with the only <i>scanning</i> and <i>database management</i> system.</p> <p>SCAN and RECORD signals continuously, UNATTENDED.</p> <p>IDENTIFY all frequencies scanned with a description stored in the database.</p>
---	--

Send for FREE brochure or include \$10 (refunded on purchase) for Demo disks and Owner's Manual, to . . .

AF Systems
Post Office Box 9145-B
Waukegan, Illinois 60079-9145
U.S.A.

Dealer inquiries invited.

Pricing Used Receivers, Scanners and Accessories

Often the prospective shopper becomes bewildered by ads and prices in his eternal quest to upgrade his monitoring post. Even more at the mercy of Madison Avenue hype is the newcomer who wants to break into radio but doesn't have any notion as to the price he should pay for that introductory receiver or scanner.

A letter just received from Donnie Pardue of Sanford, North Carolina, accented the dilemma. He had a wonderful time at the Charlotte Hamfest but had no idea which were good prices and which were not.

While Grove Enterprises was still taking trade-ins (they no longer are due to the high cost of advertising single pieces for resale), they composed a practical pricing guide to new and used equipment which we have updated and reproduced here.

Interpreting the Price Guide

The first column lists in alphabetical order the manufacturer and model number of the receiver, scanner or accessory. Manufacturer's suggested retail is not shown since it is unrealistically high to allow dealers to offer discounts.

The second column shows the lowest retail price that the article was advertised for, often considerably lower than the typical advertised price because of leaders (low markups to attract shoppers), closeouts and the continuing rise of the yen.

The third column lists Grove's trade-in appraisal, leaving a reasonable profit margin after advertising, over-

head, inspection, reconditioning, shipping costs, a 15-day unconditional return-for-refund privilege, and a 90-day warranty.

The last column shows the used resale price, computed to be attractively competitive with prices for similar new equipment.

A blank space simply means that accurate pricing information was not (we would appreciate any information to fill in the blanks so that we can maintain an up-to-date list!).

The Variables

There is no steadfast rule in pricing used (or new) equipment. The appraisal below assumes that the equipment is in excellent condition, is not missing any original accessories and includes an operating manual.

There is considerable disparity between original prices of some equipment and appraisal value used. The explanation is simple: Some older equipment was excellent and remains in high demand; some was absolutely awful--and certainly got no better with time!

Finally, the more recent a used piece is, the more likely it is that replacement parts will be available. This has a substantial bearing on the value.

The list is not intended to be the consummate guide to pricing, but should give the prospective buyer some ammunition when he ventures into a dealer's booth or a fleamarket at the next hamfest!

Bearcat 300	\$ 239	\$ 100	\$ 159
Bearcat 350	\$ 388	\$ 120	\$ 179
Bearcat 50XL	\$ 108	\$ 50	\$ 89
Bearcat 800XLT	\$ 269	\$ 150	\$ 199
Bearcat Alert	\$ 39	\$ 20	\$ 29
Bearcat BC15	\$ 99	\$ 30	\$ 59
Bearcat BC5	\$ 86	\$ 20	\$ 49
Bearcat BC70XL	\$ 174	\$ 90	\$ 129
Bearcat BC210XLT	\$ 219	\$ 100	\$ 149
Bearcat DX1000	\$ 284	\$ 150	\$ 199
Capri Descrambler	\$ 49	\$ 20	\$ 29
Cobra SR 900	\$ 109	\$ 50	\$ 79
Cobra SR 925	\$ 164	\$ 80	\$ 129
Cobra SR 10	\$ 129	\$ 60	\$ 89
Cobra SR 12	\$ 199	\$ 100	\$ 149
Collins 51S1	\$1500	\$ 500	\$ 699
Collins 75S3	\$ 620	\$ 150	\$ 199
Datong FL-2	\$ 295	\$ 50	\$ 89
Drake 4245	\$2695	\$1000	\$1499
Drake DSR-1	\$2195	\$ 500	\$ 799
Drake DSR-2	\$2750	\$ 600	\$ 899
Drake R-7	\$ 950	\$ 300	\$ 399
Drake R4B	\$ 430	\$ 100	\$ 149
Drake R4C	\$ 450	\$ 100	\$ 149
Drake R7A	\$1150	\$ 400	\$ 499
Drake SPR4	\$ 500	\$ 200	\$ 299
Drake SSR-1	\$ 200	\$ 50	\$ 89
Drake SW4A	\$ 295	\$ 100	\$ 149
Drake TR7/DR7 w/AC	\$ 950	\$ 600	\$ 795
Eye-Com 1000 Fiche Reader	\$ 140	\$ 50	\$ 99
Fanon M8HLU	\$ 99	\$ 30	\$ 59
Fanon Slim-6HLU	\$ 98	\$ 30	\$ 59
Fox BMP-10/60	\$ 129	\$ 50	\$ 89
Galaxy R-1530	\$ 700	\$ 300	\$ 399
Galaxy R-530	\$ 795	\$ 200	\$ 299
GE World Monitor II	\$ 169	\$ 60	\$ 99
Grove Minituner (TUN3)	\$ 39	\$ 15	\$ 29
Grove Power Ant (ANT4C)	\$ 39	\$ 10	\$ 19
Grove Scanner Filter (FTR3)	\$ 19	\$ 5	\$ 10
Grundig BR1140	\$ 930	\$ 200	\$ 249
Grundig Satellit 300	\$ 388	\$ 100	\$ 149
Grundig Satellit 600	\$ 890	\$ 300	\$ 399
Grundig Satellite 3400	\$1000	\$ 300	\$ 399
Grundig Yacht Boy 100	\$ 150	\$ 50	\$ 89
Grundig Yacht Boy 700	\$ 279	\$ 80	\$ 129
Heathkit SB313	\$	\$ 100	\$ 149
Heathkit SW7800	\$ 299	\$ 100	\$ 149
Icom IC720A	\$ 689	\$ 300	\$ 399
Icom IC751	\$ 989	\$ 400	\$ 599
Icom R70	\$ 639	\$ 300	\$ 399
Icom R7000	\$ 839	\$ 600	\$ 799
Icom R71A	\$ 599	\$ 500	\$ 599
Infotech M200F	\$ 449	\$ 150	\$ 199
Infotech M600	\$ 699	\$ 300	\$ 399
Infotech M600A	\$ 699	\$ 400	\$ 499
Infotech M6000	\$ 849	\$ 500	\$ 599
JIL SX100	\$ 149	\$ 50	\$ 89
JIL SX200	\$ 149	\$ 60	\$ 99
JIL SX400	\$ 359	\$ 200	\$ 279
JRC NCM515 controller	\$ 145	\$ 60	\$ 99
JRC NDH515 memory	\$ 175	\$ 80	\$ 129
JRC NRD 505	\$1200	\$ 500	\$ 599
JRC NRD 525	\$ 995	\$ 800	\$ 949
JRC NRD-92	\$3600	\$2000	\$2500
JRC NRD-93	\$5900	\$4000	\$4500
JRC NRD515	\$ 899	\$ 500	\$ 599
Kenwood QR666/R300	\$ 200	\$ 30	\$ 59
Kenwood R1000	\$ 359	\$ 200	\$ 249
Kenwood R11	\$ 69	\$ 30	\$ 59
Kenwood R2000	\$ 449	\$ 300	\$ 379
Kenwood R600	\$ 134	\$ 80	\$ 129
Kenwood R5000	\$ 749	\$ 500	\$ 599
Kenwood TS430S	\$ 689	\$ 300	\$ 499
Kenwood TS440S	\$ 849	\$ 500	\$ 699
Kenwood TS930S	\$1249	\$ 700	\$ 899
Kenwood TS940S	\$1549	\$1000	\$1299
Kenwood VC10 converter	\$ 134	\$ 60	\$ 99
Kenwood VC20 converter	\$ 169	\$ 80	\$ 129
Lafayette BCR-101	\$ 249	\$ 50	\$ 89
McKay Dymek DA-100	\$ 149	\$ 50	\$ 79
McKay Dymek DR100	\$1150	\$ 400	\$ 499
McKay Dymek DR22	\$ 500	\$ 100	\$ 199
McKay Dymek DR33C	\$1950	\$ 500	\$ 699
McKay Dymek DR44	\$ 800	\$ 300	\$ 399
McKay Dymek DR55	\$ 800	\$ 300	\$ 399
MFJ 1020A	\$ 79	\$ 30	\$ 59
Mizuho SX-3	\$ 90	\$ 40	\$ 69
National HR0 500	\$1200	\$ 300	\$ 399
National HR0-600	\$	\$ 400	\$ 599
Palomar Loop Antenna preamp	\$ 62	\$ 20	\$ 49
Palomar Loop Antenna	\$ 62	\$ 20	\$ 49
Panasonic RF 2200	\$ 112	\$ 30	\$ 59
Panasonic RF 2600	\$ 179	\$ 40	\$ 69
Panasonic RF 2800	\$ 179	\$ 50	\$ 79
Panasonic RF 2900	\$ 178	\$ 60	\$ 99

Used Equipment Pricing Guide

Product	Retail	Trade	Resale
Ace AR-33	\$ 229	\$ 100	\$ 149
AEA CP-1 Computer Patch	\$ 269	\$ 120	\$ 189
AEA CP-100/C64	\$ 378	\$ 175	\$ 249
AEA MBA/RO reader	\$ 289	\$ 100	\$ 149
Ambassador 2020	\$ 199	\$ 80	\$ 129
Ameco Active Antennas	\$ 74	\$ 40	\$ 59
Arcom AP4 Active Antenna	\$ 129	\$ 35	\$ 69
Autek QF-1A	\$ 49	\$ 20	\$ 39
Barlow Wadley XCR-30	\$ 239	\$ 60	\$ 99
Bearcat 100	\$ 269	\$ 50	\$ 89
Bearcat 100XL	\$ 179	\$ 100	\$ 149
Bearcat 101	\$ 299	\$ 30	\$ 59
Bearcat 140	\$ 92	\$ 40	\$ 79
Bearcat 145XL	\$ 99	\$ 50	\$ 89
Bearcat 150	\$ 132	\$ 50	\$ 89
Bearcat 151	\$ 179	\$ 60	\$ 99
Bearcat 160	\$ 143	\$ 50	\$ 89
Bearcat 170	\$ 149	\$ 60	\$ 99
Bearcat 175XL	\$ 154	\$ 90	\$ 129
Bearcat 180	\$ 159	\$ 60	\$ 99
Bearcat 20/20	\$ 199	\$ 80	\$ 129
Bearcat 200	\$ 172	\$ 70	\$ 119
Bearcat 201	\$ 189	\$ 70	\$ 119
Bearcat 210	\$ 299	\$ 60	\$ 99
Bearcat 210XL	\$ 159	\$ 80	\$ 129
Bearcat 210XW	\$ 174	\$ 90	\$ 139
Bearcat 211	\$ 249	\$ 70	\$ 99
Bearcat 220	\$ 249	\$ 70	\$ 119
Bearcat 250	\$ 269	\$ 100	\$ 149
Bearcat 260	\$ 219	\$ 100	\$ 149

Panasonic RF 3100	\$ 266	\$ 100	\$ 149
Panasonic RF 799	\$ 169	\$ 40	\$ 79
Panasonic RF-4900	\$ 79	\$ 150	\$ 199
Panasonic RF085	\$ 79	\$ 30	\$ 59
Panasonic RF4800	\$ 469	\$ 100	\$ 149
Panasonic RF6300	\$ 2800	\$ 200	\$ 269
Panasonic RF9	\$ 79	\$ 30	\$ 49
Panasonic RF9000	\$ 179	\$ 500	\$ 699
Panasonic RFB300	\$ 119	\$ 70	\$ 129
Panasonic RFB50	\$ 427	\$ 40	\$ 69
Panasonic RFB600	\$ 299	\$ 150	\$ 199
Philips/Magnavox 2999	\$ 284	\$ 150	\$ 199
Radio Shack DX100	\$ 159	\$ 100	\$ 149
Radio Shack DX150/A/B	\$ 159	\$ 50	\$ 89
Radio Shack DX160	\$ 229	\$ 50	\$ 89
Radio Shack DX200	\$ 299	\$ 70	\$ 99
Radio Shack DX300	\$ 299	\$ 30	\$ 69
Radio Shack DX302	\$ 79	\$ 50	\$ 89
Radio Shack DX360	\$ 149	\$ 30	\$ 49
Radio Shack DX400	\$ 49	\$ 50	\$ 99
Radio Shack DX55	\$ 66	\$ 20	\$ 39
Radio Shack DX66	\$ 399	\$ 30	\$ 49
Radio Shack PRO2001	\$ 399	\$ 40	\$ 79
Radio Shack PRO2002	\$ 349	\$ 90	\$ 139
Radio Shack PRO2003	\$ 399	\$ 100	\$ 149
Radio Shack PRO2004	\$ 269	\$ 250	\$ 299
Radio Shack PRO2008	\$ 199	\$ 60	\$ 99
Radio Shack PRO2009	\$ 199	\$ 60	\$ 99
Radio Shack PRO2010	\$ 159	\$ 100	\$ 139
Radio Shack PRO2011	\$ 279	\$ 60	\$ 99
Radio Shack PRO2020	\$ 299	\$ 100	\$ 149
Radio Shack PRO2021	\$ 299	\$ 150	\$ 199
Radio Shack PRO32	\$ 99	\$ 150	\$ 199
Radio Shack PRO24	\$ 99	\$ 20	\$ 39
Radio Shack PRO25	\$ 99	\$ 40	\$ 59
Radio Shack PRO26	\$ 199	\$ 40	\$ 59
Radio Shack PRO30	\$ 199	\$ 60	\$ 99
Radio Shack PRO31	\$ 159	\$ 90	\$ 129
Radio Shack PRO48	\$ 119	\$ 30	\$ 49
Radio Shack PRO55	\$ 249	\$ 30	\$ 49
Radio Shack SX190	\$ 75	\$ 50	\$ 99
Regency ACT-R-1	\$ 96	\$ 20	\$ 39
Regency ACT-R-106	\$ 249	\$ 30	\$ 59
Regency ACT-T-16K	\$ 59	\$ 30	\$ 69
Regency C403	\$ 164	\$ 20	\$ 49
Regency D100	\$ 189	\$ 60	\$ 99
Regency D300	\$ 129	\$ 80	\$ 139
Regency D310	\$ 178	\$ 60	\$ 99
Regency D810	\$ 179	\$ 80	\$ 139
Regency DX3000	\$ 204	\$ 80	\$ 139
Regency HX1000	\$ 209	\$ 90	\$ 139
Regency HX1200	\$ 219	\$ 100	\$ 149
Regency HX1500	\$ 159	\$ 150	\$ 199
Regency HX2000	\$ 176	\$ 60	\$ 99
Regency HX2200	\$ 109	\$ 80	\$ 129
Regency HX50	\$ 79	\$ 30	\$ 59
Regency HX750	\$ 144	\$ 50	\$ 89
Regency INF-1	\$ 270	\$ 70	\$ 129
Regency INF-2	\$ 197	\$ 80	\$ 129
Regency K100	\$ 224	\$ 100	\$ 149
Regency K500	\$ 198	\$ 90	\$ 139
Regency M100	\$ 198	\$ 90	\$ 139
Regency M400	\$ 179	\$ 60	\$ 99
Regency MX1000	\$ 186	\$ 60	\$ 99
Regency MX3000	\$ 329	\$ 150	\$ 199
Regency MX4000	\$ 329	\$ 170	\$ 229
Regency MX4200	\$ 399	\$ 250	\$ 299
Regency MX5000	\$ 399	\$ 200	\$ 299
Regency MX5500	\$ 499	\$ 300	\$ 399
Regency MX7000	\$ 136	\$ 50	\$ 89
Regency RH256B	\$ 139	\$ 50	\$ 89
Regency RH600B	\$ 87	\$ 50	\$ 89
Regency R1040	\$ 99	\$ 50	\$ 89
Regency R1050	\$ 104	\$ 60	\$ 99
Regency R1060	\$ 129	\$ 70	\$ 99
Regency R1070	\$ 149	\$ 80	\$ 119
Regency R1075	\$ 89	\$ 40	\$ 69
Regency R1080	\$ 38	\$ 15	\$ 29
Regency R1090	\$ 239	\$ 140	\$ 179
Regency R806	\$ 319	\$ 200	\$ 249
Regency RCD-MRP1	\$ 124	\$ 60	\$ 99
Regency TS-1	\$ 114	\$ 40	\$ 69
Regency TS-2	\$ 129	\$ 30	\$ 59
Regency UC102	\$ 146	\$ 50	\$ 89
Regency XL156	\$ 129	\$ 50	\$ 89
Regency XL56	\$ 149	\$ 80	\$ 129
Regency Z10	\$ 164	\$ 90	\$ 139
Regency Z30	\$ 99	\$ 40	\$ 69
Regency Z45	\$ 179	\$ 80	\$ 129
Regency Z60	\$ 59	\$ 30	\$ 39
Sangean ATS801	\$ 279	\$ 90	\$ 139
Sangean ATS803	\$ 600	\$ 600	\$ 999
Sangean SG789			
Sanyo RP8880			
Signal One			

Sony AIR-8	\$ 269	\$ 150	\$ 199
Sony AN-1	\$ 79	\$ 20	\$ 49
Sony CRF 330K	\$2200	\$ 300	\$ 499
Sony CRF-1	\$1300	\$ 400	\$ 499
Sony CRF320	\$1200	\$ 200	\$ 299
Sony ICF 6800W	\$ 531	\$ 250	\$ 299
Sony ICF2001	\$ 199	\$ 50	\$ 89
Sony ICF2002	\$ 199	\$ 100	\$ 149
Sony ICF2010	\$ 279	\$ 150	\$ 199
Sony ICF4910	\$ 89	\$ 30	\$ 59
Sony ICF5900W	\$ 119	\$ 50	\$ 89
Sony ICF6500W	\$ 99	\$ 40	\$ 69
Sony ICF6700W	\$ 250	\$ 100	\$ 149
Sony ICF7600A	\$ 120	\$ 40	\$ 69
Sony ICF7600D	\$ 199	\$ 100	\$ 149
Sony WA5000	\$ 105	\$ 30	\$ 59
Sony WA8000	\$ 199	\$ 40	\$ 69
Swan 600R with 330 tuner		\$ 200	\$ 299
Ten Tec RX325	\$ 549	\$ 300	\$ 399
Toshiba RPF11	\$ 79	\$ 30	\$ 59
Uniden CR2021	\$ 95	\$ 50	\$ 89
Yaesu FIF232C interface	\$ 69	\$ 20	\$ 49
Yaesu FRA7700 active antenna	\$ 49	\$ 20	\$ 39
Yaesu FRG7	\$ 279	\$ 80	\$ 129
Yaesu FRG7000		\$ 100	\$ 150
Yaesu FRG7700	\$ 399	\$ 150	\$ 199
Yaesu FRG8800	\$ 499	\$ 350	\$ 399
Yaesu FRG9600	\$ 469	\$ 230	\$ 299
Yaesu FRT7700 tuner	\$ 51	\$ 20	\$ 39
Yaesu FRV7700 converter	\$ 131	\$ 40	\$ 79
Yaesu FT-1	\$1699	\$ 800	\$ 999
Yaesu FT-980	\$1300	\$ 700	\$ 899
Yaesu FT757GX	\$ 729	\$ 400	\$ 599
Yaesu MU7700 memory	\$ 131	\$ 40	\$ 179



SCAN AMERICA presents their second edition of the TRAVELER'S FREQUENCY DIRECTORY. The TFD includes hundreds of updates from the first edition as well as additional data to assist the highway traveler. Information on state police, including all toll roads, turnpikes and state highway maintenance units are included for all fifty states. The data is presented state by state, including radio district maps and codes for most states.

The TFD, Second Edition is available for \$8.00, ppd. from:

SCAN AMERICA
430 GARNER DRIVE
SUFFIELD, OHIO 44260-1557

Also available: Midwest Federal Frequency Directory. Covers IL, IN, KY, MI, OH, PA & WV in detail, ALL agencies. \$8.00, ppd.

Martin Williams ...

Copyright 1986
Donald E. Dickerson

The early days of radio through the life of one radio pioneer

Our story begins in Cambridge City, Indiana, at the turn of the century. This rural community in east central Indiana is the birth place of Martin R. Williams, a man of humble beginnings and simpler times who likens his life to that of a character in a Horatio Alger novel.

Martin's memorable radio career began in 1914 when, at the age of 9 he would sweep the floor of the railroad station across the street from his house. The railroad telegrapher befriended young Martin and taught him the continental code, then used by wire telegraph services. This event "sparked" Martin's interest in communications and radio which set him on a path he would follow the rest of his life.

At the age of 14 Martin Williams was introduced to spark-gap radio transmitters by Fred Rowe, one of the first amateur radio operators in the area. Martin built his own equipment and within two years was making local headlines with his new wireless station.

Martin chose the callsign KKA -- Yes, I said *chose*, as all that was required to operate an amateur radio station in those days was the know-how.

In 1922 Martin worked for both Western Union and the postal telegraph office. The following year,

on completion of High School, Martin enrolled in Dodges' Radio School at Valparaiso, Indiana, now Valpo-Tech.

Martin points out that even though the vacuum tube had been invented several years earlier, they were still almost totally unheard of except in textbooks like the one studied at the Dodge school. It covered everything known about vacuum tubes in its day -- it took only one page!

After graduating from radio school, Martin made a trip to Chicago to take the commercial radiotelegrapher's test offered by the newly formed Bureau of Navigation of the Department of Commerce. It would be some time before the Federal Communications Commission would appear on the scene.

High Seas Radio

Martin left Chicago with a First class Commercial Radio Telegraph license in hand. The Radio Corporation of America successfully recruited him for a position as telegrapher onboard the "F.B. Squires," a freighter plying the Great Lakes. In less than a year Martin was promoted to Station Manager of the Cleveland RCA Marine facility. During this stay in Cleveland, he equipped several ships with radio equipment and direction finding gear.

In 1924 and 1925 Martin spent much of his time in New York. All the RCA-owned ships' radio equipment and those of Henry Ford were to be converted to vacuum tube. Before the conversion, the standard equipment on board ships was a Marconi QMS (quenched multiple spark) radio transmitter and a Marconi 106B crystal receiver.

Ford owned a fleet of ships he was sending into the rain forest of South America in order to set up his own rubber plantations; Martin equipped them with the needed radio gear on an RCA contract.

Martin reports that Henry Ford was very particular about his radio equipment. As far as it was practical, all knobs, trim and controls on all his ships had to be silver; cost was not important. Mr. Ford asked Martin to be Chief Radio Officer on the voyage to South America, but he declined, sending instead his friend and associate at RCA, Ralph Humes.

It was during his stay in new York that Martin met the famed Guglielmo Marconi, whose office was across the hall from Martin's. RCA was formed in 1919 and bought Marconi Wireless that same year, giving RCA a monopoly on communications gear.

WGO Marine Radio

In 1926 RCA promoted Martin to District Manager of the Great Lakes region. He was responsible for all radio communications in the district and worked out of RCA's marine station WGO north of Chicago. Martin had over 60 radio operators and 32 ships under his management.

On all of his voyages across the Great Lakes, Martin had only one close call. While traveling on Lake Michigan the ship became lost in a violent storm. The engines were out and the station lost all power and could not send an SOS. Martin recalls that the crew gave up all hope of being saved and fell on their knees begging God to save them. Someone's prayers apparently got through -- the ship and all its crew survived the storm to sail again!

NBC Radio

It was not long before Martin was to receive another promotion, this time to RCA's broadcasting division, NBC. He accepted a position as engineer of radio station WTAM in Cleveland, where he earned his reputation as an expert in broadcasting. He would use this expertise to establish several TV and radio stations in the years that followed.


It was during his stay at WTAM that Martin engineered two radio firsts. In 1929 RCA had Martin design and install the first two-way radio communications equipment in a private (non-military) aircraft, an RCA corporate Fokker aircraft. Later this same year he installed the first two-way radio equipment in the Goodyear blimp at Wingfoot Lake near Akron, Ohio.

FM Indianapolis

By 1930 Martin Williams had spent several years away from home and he decided it was time to return to the land of his youth. When a local--perhaps the local--radio station in Indianapolis at this time, WFBM, offered him position of Chief Engineer, it did not take him long to make up his mind.

Between 1930 and 1936 Martin set up the first remote radio broadcast and the first mobile news unit with two-way capabilities in Indianapolis.

During World War II Martin contributed significantly to the American effort by providing the government with well-trained radio engineers and operators. He was an instructor for the Army Signal Corps and the Roscoe Turner Aeronautical Corporation, both located in Indianapolis at that time.



Martin Williams' mobile news wagon for WFBM in the early thirties.

1942 saw Indianapolis's first FM radio station thanks to Martin's efforts. He was granted a construction permit for an FM station in the old FM band on a frequency of 47.3 MHz -- WABW. He was also granted an AM station, WBBW on 1550 kHz, now WXLW on 1590 kHz.

The Mexico Connection

The war years were very busy for Martin. Under the auspices of the Mexican government, he helped the Indianapolis-based Electronic Laboratories of Canada to establish Mexico's first radio manufacturing plant.

Martin worked directly with the University of Mexico's best students and graduate students to establish a competent staff. Before the end of the war and in spite of shortages of wire and vacuum tubes, Electrica General was founded and operational.

From the end of the war to the mid 50's Martin worked largely in local broadcasting. It was during this time that he put several midwest radio and TV stations on the air.

Cable TV

It was 1944 when the first cable TV system was designed and engineered. Martin R. Williams produced a complete report to several prospective corporate partners for his cable TV/radio system, but with little success. He had begun his studies on cable broadcasting in the 1930's and designed a simple interface system for the distribution of radio signals into individual homes from broadcasting stations.




Martin R. Williams

The telephone company had developed a complicated and expensive system for transmitting video over their cables but it was for short distances and was cost-prohibitive. Martin's system was economical. He proposed a small radio-size unit which would be plugged into a wall outlet; he was well ahead of his time on this one!


Not-so-foreign Broadcasting

Though Martin was not directly connected to any of the early foreign broadcasters, he did operate an international domestic station. In 1956 he applied for a construction permit for a 100,000 watt FM station and was granted the next year a permit for a 25,000 watt FM station on 95.5 MHz (WFMS -- "Williams FM Services"). WFMS was a call sign previously used by the U.S. Treasury Department which they agreed to relinquish!

WFMS began broadcasting a variety of semi-classical and ethnic music in 1957.



Above: Martin Williams of RCA installed the first two-way radio telephone communication in a private commercial aircraft, shown here during the 1929 Cleveland Air Races. (Right) One of the ships Williams outfitted with radio and direction-finding equipment.




GALAXY ELECTRONICS

BOX 1202-67 EBER AVE., AKRON, OHIO 44309

(216) 376-2402




R-7000



****NEW ICOM R-7000 SCANNING RECEIVER** Its the BEST -**

25-2,000mhz continuous coverage receiver on the market today!! FEATURES: 99 Memories, Modes Of AM/FM/SSB, Priority, 5 Tuning Speeds, Noise Blanker, S-Meter, 7 Digit Fluorescent Display, Dial Lock, Keyboard Entry Or Manual Tuning, Lithium Memory Battery Back-Up, Narrow/Wide Filter Selection, Dimmer, Adjustable Speed For Scan And Delay Functions. Plus MUCH, MUCH MORE!! - YOUR DISCOUNT PRICE ONLY \$949.95

****NEW NRD-525 SHORTWAVE SCANNING RECEIVER** WHAT A MACHINE!! FEATURES: 200 Memories, Covers 0.09 To 34mhz, Has Direct Keyboard Frequency Entry Or Manual Tuning, Has RIT/Tuning Control, RF Gain, BFO Control, Modes of AM/FM/RTTY/USB/LSB/CW/FAX, Pass Band Shift, Notch Control, Clock/Timer, Dimmer, 7 Digit Frequency Display, Scan, Sweep, Run, AGC, Attenuator, Noise Blanker, S-Meter, Pause Level, Monitor Switch, Dial Lock, Multiple Selectable Bandwidths AND MUCH MORE!! MANY OPTIONS ALSO AVAILABLE!! - YOUR DISCOUNT PRICE ONLY \$1,174. RS-232 Interface \$129...RTTY Unit \$139; VHF/UHF Converter(114-174 & 425-445 mhz) \$349; NVA-88 Speaker \$59...1000hz Filter \$129.**



JRC Japan Radio Co., Ltd.

SHORTWAVE RADIO

NRD-525 09.34 mhz, 200 Memories, Scans, THE BEST... 1,174.00
 ICOM ICR-71/A 100khz-30mhz, 32 Memories, Scans... 799.95
 KENWOOD
 R-2000 150khz-30mhz, Digital, 10 Memories, Scans... 499.95
 R-1000 200khz-30mhz, Digital, AM/SSB, More!!... 429.95
 SONY ICF-2010 150khz-30mhz, 76-108, 116-136mhz... 318.95
 SONY ICF-2002 150khz-30mhz, Memories, Scans... 234.95
 BEARCAT DX-1000 10khz-30mhz, 10 Memories... 449.95
 PANASONIC
 RFB-300 1.6-30mhz, AM/USB/LSB/CW, Digital... 219.95
 RFB-600 1.6-30mhz, AM/USB/LSB/CW, Memories, Digital 499.95
 RF-3100 1.6-30mhz, 31 Bands, AM/FM/USB/LSB/CW... 299.95
 YAESU FRG-8800 150khz-30mhz, Scans, Memories... 624.95
 INFO-TECH M-6000 Multi-Mode RTTY Code Receiver... 899.95
 RANGER AR-3300 Transceiver, 28-30mhz, AM/FM/SSB... 399.95
 HOTLINE 007 AUTOMATIC PHONE PATCH SYSTEM... 549.95
 SONY AN-1 Indoor Active Shortwave Antenna... 79.95
 COBRA 2000GTL, AM/USB/LSB, CB Base Radio... 399.95
 MFJ-1040 Pre-Selector, Pre-Amp, Multi Antennas... 99.95
 MFJ-959 Antenna Tuner, Pre-Amp, Dual Ant Outlets... 89.99
 FREE UPS SHIPPING & INSURANCE TO 48 STATES
 COMPLETE 31 PAGE 1986 PICTURE CATALOG W/SPECS \$1.00

POLICE/FIRE SCANNERS

REGENCY
 MX-7000 20ch, 25-550 & 800-1,300mhz, AM/FM/WFM... 489.95
 MX-5000 20ch, 25-550mhz, AM/NFM/WFM, Priority... 349.95
 MX-3000 30ch, 30-50, 138-174, 406-512mhz... 219.95
 MX-4000 20ch, 30-50, 118-174, 406-512, 800-999mhz... 234.95
 HX-1200 45ch, 27-58, 118-175, 406-512mhz, AM/FM... 244.95
 HX2000 20ch, 118-174, 406-520, 800-999mhz, AM/FM... 234.95
 D-810 50ch, 30-50, 88-108, 118-174, 406-512mhz... 189.95
 Z-60 50ch, 30-50, 88-108, 118-174, 406-512 AM/FM... 199.95
 Z-30 30ch, 30-50, 137-174, 406-512mhz... 149.95
 BEARCAT/UNDEN
 BC-800XLT 40ch, 29-54, 118-174, 406-512, 806-912... 319.95
 BC-350 50ch, 30-50, 118-136, 421-512, AM/FM... 299.95
 BC-300 50ch, 30-50, 118-136, 421-512, AM/FM... 269.95
 BC-260 16ch, 30-50, 138-174, 406-512... 219.95
 BC-210XW 20ch, 30-50, 136-174, 406-512mhz... 219.95
 BC-100XL 16ch, 30-50, 118-174, 406-512, AM/FM... 194.95
 BC50XL 10ch, 29-54, 136-174, 406-512mhz... 128.95
 YAESU FRG-9600 60-905mhz, AM/FM/SSB/CW, 99 MEMS... 19.95
 ICOM R-7000 99ch, 25-2,000mhz, FM/AM/SSB... 949.95
 FREE SHIPPING/INSURANCE TO 48... 1986 CATALOG... \$1.00
 USED GEAR, SPECIALS, CLOSEOUTS, ETC... SEND ONE -10 SASE-

Cordless Phones • CB Radios • Radar Detectors • Frequency Directories
 True Discount Prices & Free UPS Shipping To 48 States Picture Catalog \$1.00 Refundable.



Early in the history of WFMS, Martin was approached by the wife of a former Ambassador to Germany about starting a German language program. Martin agreed to the idea and the program details were worked out. The German language program became very popular and before the end of the first year on the air several other ethnic groups had approached Williams about having their own programs.

By the mid-60's WFMS was broadcasting in Spanish, French, Gallic, Slavic, and two German programs,

giving the station a shortwave "flavor." Another program, "Travel the World in Song," was narrated by Willis Conover of the Voice of America's Jazz Program. This program was distributed by the department of the Navy, taking its listeners to ports of call around the world in music.

In the 1930's Martin was on the Indiana State Police communications committee which established that state's first law enforcement radio network. Retirement has never quenched the interest of this energetic radio pioneer and, more recently, he has been working with local consumer groups to ensure that their right to listen is protected. ■

Donald Dickerson holds an Advanced Class Amateur Radio license and a Commercial Radiotelephone license. He has worked in broadcasting and currently is a communication operator with a protective service jockeying computer security systems, teletype, surveillance equipment and a VHF radio network. His amateur interests are in monitoring the U.S. and Soviet satellite and space programs.

HiFi AM -- A Boon to DXers

Like anyone else willing to stick his neck out, I've made predictions concerning the future of AM broadcasting. I've said that the band would not fade away to a handful of utility stations, as some have predicted, and that the current decline in listenership is part of a normal transition phase. I've stated that AM stereo is not the savior of AM broadcasting. And again and again I've stated that the key to AM or any medium's success is in its programming to the audience, not at it. DX'ers who understand the changing strategies of broadcasting will have a better chance of bagging once-elusive DX through "smart" listening techniques.

Interestingly, the National Association of Broadcasters has come to the aid of DX'ers in proposing new standards for high-fidelity AM. For years, broadcasters have (preemphasized) high frequencies to overcome poor response of radios, which have been manufactured with narrower bandwidths to reduce co-channel interference. As broadcasters boost, more interference is the result, and the narrower the receiver bandwidths become . . . you get the picture.

The NAB wants stations to reduce audio bandwidth to 10 kHz and manufacturers to offer more wideband receivers, enabling consumers to hear the higher fidelity available on AM. The plan is voluntary, but if broadcasters do reduce the bandwidth (and perhaps also modulation to 100% or lower) less co-channel interference will result, opening up new DX channels.

Bonneville International has raised a valid objection to the plan, saying that to reduce audio bandwidth from 15 kHz to 10 kHz is going to degrade the sound of AM, and that the wider bandwidth is necessary to AM stereo's development and competitiveness to FM stereo, which also uses a 15 kHz bandwidth. Bonneville calls for removal of narrow-band receivers, instead.

I've been listening to the band on a neat little wideband AM stereo receiver, Sony's discontinued SRF A-100. Frankly, I'm a little disappointed, but not surprised in the wide range of quality available. Some AM stereo stations just don't sound much better in stereo than in mono, and two locals, KALI-1430 and KWNK-670, sound better than most stations broadcasting either in FM or AM. And they're still both mono!

KDAY-1580 sounds terrific, but its rap and urban contemporary music splatters from 1560 to 1600. At

night, KBOI-670 and KOMA-1520 are the most pleasing to my ears in stereo, and although both are using the C-QUAM system, according to my latest lists, neither exhibits "platform" motion, or the swaying of the sound from one channel to the other common to C-QUAM but not exhibited by the other stereo system, Kahn.

KDAY-1580, which I receive mostly by skywave here at the west end of the San Fernando Valley, wanders back and forth atop KNIX-1580, which is a Kahn station, for a most unique listening experience. Not all C-QUAM stations seem to wander, but if you do hear platform motion in a stereo station, you're sure to have a C-QUAM broadcaster. Don't assume that a steady signal is a Kahn station, however.

To my knowledge, two countries (Australia and Brazil) have already adopted C-QUAM as their national AM stereo standard, and the Canadian Association of Broadcasters has recommended Canada do the same. But in the U.S., the Commerce Department is favoring the encouragement of manufacturers to market multi-system receivers, and the National Telecommunications and Information Administration is calling for the marketplace to produce a multi-system decoder chip, and for government and industry to recognize that AM should be allowed to develop into a medium similar to FM, with less interference and better sound and signal quality.

I once had questioned the FCC's wisdom in not choosing an AM stereo standard in the beginning, but this course to me now seems more sensible, with the public the big winner if high-fidelity sound and wideband receivers become available.

Of course, the FCC's recent freeze on daytime-only applications for AM stations means that the nighttime bands could become even more crowded. But the movement towards better sound fidelity and talk shows would be more significant for the DX'er who takes advantage of the numerous pauses in conversation to DX under a local station's signal!

The pre-eminence of talk stations on the AM band has already enabled DX'ers to DX on adjacent channels to their locals, as most speech sounds do not tend to splatter across the audio bandwidth. More religious interests have been purchasing stations, and although some program Christian or gospel music, many just sell time, or "broker" allotments for instant profit. And believe me, a non-professional announcer will

The "Walking Man": Although the technique is not used widely now as in the past, it once was common for some numbers stations to come on the air with only a carrier and then a sound similar to a man walking. Now Pennsylvania's John Demmitt has solved the mystery as to what the "walking man" is and why.

According to Demmitt, the purpose of the sound is to enable the listener to zero in on the precise or best frequency. The sound is produced inside the transmitter itself and also is useful for conducting tests of the transmitter. Demmitt believes that it is a beat frequency oscillator in the transmitter that actually makes the sound. And there you have one more

provide his listening audience of DX'ers with many dead-air opportunities, as well as shows which run over or under the normal hourly break time conventionally used by other stations to give legal ID's.

Oddly enough, CBS and Westinghouse o&o's, many of which are news/talk stations, have been converted to stereo in the interests of better sound quality. Locally, all-news KNX-1070 has been broadcasting in C-QUAM for over a year, but I honestly cannot say that the sound is markedly better than before, as KNX's sound quality has always been quite good, as have KABC-790 and KFWB-980, both news and talk. Other stations around the country have reported calls from delighted listeners after converting to stereo, with KDKA-1020 averaging a call an hour for the first few days after the conversion to stereo.

Station Letters Deregulated?

An amusing proposal from the FCC has been to eliminate limiting stations west of the Mississippi River to K- call designations; and those east of the Big Muddy with W- calls, as it has done since 1932. Befuddled industry officials tend to see this move as a last gasp effort of outgoing FCC chairman Mark Fowler to further deregulate the FCC, but I say, "So what?"

And while you're at it, Mr. Fowler, let H. Dickson Norman have his NDXE call for his shortwave operation, bring back three-letter calls, and why not allow five-letter calls, as Mexico does now? This way, local KIQQ-100.3 could convert its non-ID "K-Lite 100" to KLITE. Better yet, let's throw in the hyphen; after all, six letter calls are allowed by TV stations: WCBS-TV is a legal, six-letter call plus hyphen.

• Please turn to page 37

piece to the mysterious puzzle of the numbers.

Speaking of numbers, the new book, *Uno, Dos, Cuatro*, by the legendary Havana Moon, will be enjoyable reading for anyone intrigued by the numbers stations. It is available for \$13.95 from Miller Publishing, 3 Lisa Drive, Thorndale, PA 19372.

Strange Happenings on the Medium Waves:

Those of us in Florida have monitored an unexplained heterodyne which first turned up in late February. Heard only during darkness, it originally appeared on 1230 kHz. This writer could hear it quite distinctly behind WONN Lakeland.

A reliable source indicates that another station suffered so much interference that some of its local listeners complained it was almost inaudible. When the station in turn complained to the FCC, it was advised that the FCC was not concerned about the matter and did not intend to do anything about it.

Early in March the heterodyne was no longer audible on 1230. However, it is now being monitored nightly on 1340 kHz! Interestingly enough, both frequencies are so-called "graveyard" medium wave channels with hundreds of local, low-power stations.

The WIBS-FM Bust: Bob Arenella sends an item from the *New York Daily News*. In February, for the second time, the FCC shut down WIBS-FM, located in Brooklyn and operating on 107.9 MHz. The station specialized in providing music and news from Haiti, Trinidad, Guyana, and other Caribbean countries for immigrants to the New York metropolitan area. Unfortunately, it was also causing interference for WEBE-FM, a licensed broadcaster in Westport, Connecticut. About twenty volunteers were involved in the WIBS operation.

Last month we reported the closing of KSOS in Fresno, California, which primarily served the black community. Both WIBS and KSOS were pirates. Both rendered real community service. Neither would have any chance of raising the large amount of capital needed to put a licensed station on the air. Are we to believe that the airwaves should belong only to the rich and powerful?

On a happier note, it is time to hear from our pirate expert, Scott McClellan.

The McClellan Report: Mace Twigg checks in with his latest discoveries. He nabbed his first medium

NEW! Turbo Scan™ Scanners

Communications Electronics™, the world's largest distributor of radio scanners, introduces new lower prices to celebrate our 16th anniversary.

NEW! Regency® TS2-MA

Allow 30-120 days for delivery after receipt of order due to the high demand for this product. List price \$499.95/CE price \$319.95
12-Band, 75 Channel • Crystalline • AC/DC
Frequency range: 29-54, 118-174, 406-512, 806-950 MHz. The Regency TS2 scanner lets you monitor Military, Space Satellites, Government, Railroad, Justice Department, State Department, Fish & Game, Immigration, Marine, Police and Fire Departments, Aeronautical AM band, Paramedics, Amateur Radio, plus thousands of other radio frequencies most scanners can't pick up. The Regency TS2 features new 40 channel per second Turbo Scan™ so you won't miss any of the action. Model TS1-MA is a 35 channel version of this radio without the 800 MHz. band and costs only \$239.95.

Regency® Z60-MA

List price \$299.95/CE price \$184.95/SPECIAL
8-Band, 60 Channel • No-crystal scanner
Bands: 30-50, 88-108, 118-136, 144-174, 440-512 MHz. The Regency Z60 covers all the public service bands plus aircraft and FM music for a total of eight bands. The Z60 also features an alarm clock and priority control as well as AC/DC operation. Order today.

Regency® Z45-MA

List price \$259.95/CE price \$159.95/SPECIAL
7-Band, 45 Channel • No-crystal scanner
Bands: 30-50, 118-136, 144-174, 440-512 MHz. The Regency Z45 is very similar to the Z60 model listed above however it does not have the commercial FM broadcast band. The Z45, now at a special price from Communications Electronics.

Regency® RH250B-MA

List price \$699.95/CE price \$329.95/SPECIAL
10 Channel • 25 Watt Transceiver • Priority
The Regency RH250B is a ten-channel VHF land mobile transceiver designed to cover any frequency between 150 to 162 MHz. Since this radio is synthesized, no expensive crystals are needed to store up to ten frequencies without battery backup. All radios come with CTCSS tone and scanning capabilities. A monitor and night/day switch is also standard. This transceiver even has a priority function. The RH250 makes an ideal radio for any police or fire department volunteer because of its low cost and high performance. A 60 Watt VHF 150-162 MHz. version called the RH600B-MA is available for \$439.95. A UHF 15 watt version of this radio called the RU150B-MA is also available and covers 450-482 MHz. but the cost is \$439.95.

Bearcat® 50XL-MA

List price \$199.95/CE price \$114.95/SPECIAL
10-Band, 10 Channel • Handheld scanner
Bands: 29-54, 136-174, 406-512 MHz. The Uniden Bearcat 50XL is an economical, handheld scanner with 10 channels covering ten frequency bands. It features a keyboard lock switch to prevent accidental entry and more. Also order the new double-long life rechargeable battery pack part # BP55 for \$29.95, a plug-in wall charger, part # AD100 for \$14.95, a carrying case part # VC001 for \$14.95 and also order optional cigarette lighter cable part # PS001 for \$14.95.



Regency
RH250



MODEL TS-2



MODEL HX 1500

wave pirate, KOLD, on 1630 kHz between 0642 and 0707 UTC. There was heavy beacon interference, but he heard several IDs and lots of music from the 1950s and 60s.

Mace also logged Radio North Coast International on 7447 kHz from 2345 to 2351 UTC. They played "Oh, Canada" and then gave an announcement of their new mailing address. They indicated that they had some problems with their previous address, so if you wrote to RNCI and did not receive a reply, you might want to try again via their new address: P.O. Box 5074, Hilo, Hawaii 96720.

KNBS has been heard again after quite an absence, on 7445 kHz between 2303 and 2325 UTC. They played various rock music, gave some phoney public service announcements, and some information on the neutron bomb. Phil Muzik gave their address as via P.O. Box 982, Battle Creek, MI 49016.

Herman T. Adams reports hearing a numbers broadcast, given in Spanish by a female, on 5242 between 0403 and 0410 UTC. After it signed off, he found the same three numbers, then a count through ten, on 5080 kHz until 0412 UTC. Herman says he would like to correspond with other MT readers with a similar interest in numbers stations. His address is 343 8th Street NE G2, Atlanta, Georgia 30309. Please enclose a SASE.

That's it for this time around. If you hear a broadcast from a pirate station, please share your catch with your fellow MT readers! I am also considering having a regular question and answer session, so if you have any questions, please send them along. Thanks! See you again next month.

Other News: Florida's David Crawford informs us that the European offshore commercial medium wave pirate Laser is active again. This time it is apparently using the frequency of 576 kHz, as fellow pirate Radio Caroline took over its former frequency of 558. Are any of our European readers hearing Laser? On very rare occasions, Radio Caroline has been audible in North America on 963 kHz.

A source with impeccable credentials and excellent contacts in the Middle East informs us that none of the anti-Khomeni broadcasters have the power to seriously threaten the Iranian government. They can be an irritation but little more.

If you want to tune in one of these broadcasters, probably the easiest one to hear is Voice of the Crusader.

Try for the station sign on around 0300 to 0315 UTC. The frequency is normally about 4420 kHz but is sometimes higher or lower.

You may also have to put up with the notorious Iranian bubble jammers, but sometimes the signal is reasonably good. All programs are in the Farsi language. Now, if you want a tougher challenge, try for clandestine

NEW! Scanner Frequency Listings

The new Fox Scanner frequency directories will help you find all the action your scanner can listen to. These new listings include police, fire, ambulances & rescue squads, local government, private police agencies, hospitals, emergency channels, news media, forestry radio service, railroads, weather stations, radio common carriers, AT&T mobile telephone, utility companies, general mobile radio service, marine radio service, taxi cab companies, tow truck companies, trucking companies, business repeaters, business radio (simplex) federal government, funeral directors, veterinarians, buses, aircraft, space satellites, amateur radio, broadcasters and more. Fox frequency listings feature call letter cross reference as well as alphabetical listing by license name, police codes and signals. These Fox directories are \$14.95 each plus \$3.00 shipping. State of Alaska-RL019-1; State of Arizona-RL025-1; Buffalo, NY/ Erie, PA-RL009-2; Chicago, IL-RL014-1; Cincinnati/ Dayton, OH-RL006-2; Cleveland, OH-RL017-1; Columbus, OH-RL003-2; Dallas/Ft. Worth, TX-RL013-1; Denver/Colorado Springs, CO-RL027-1; Detroit, MI/ Windsor, ON-RL008-2; Fort Wayne, IN/Lima, OH-RL001-1; Hawaii/Guam-RL015-1; Indianapolis, IN-RL022-1; Kansas City, MO/ KS-RL011-2; Long Island, NY-RL026-1; Louisville/Lexington, KY-RL007-1; Milwaukee, WI/Waukegan, IL-RL021-1; Minneapolis/St. Paul, MN-RL010-2; Nevada/E. Central CA-RL028-1; Oklahoma City/Lawton, OK-RL005-2; Orlando/Daytona Beach, FL-RL012-1; Rochester/Syracuse, NY-RL020-1; San Diego, CA-RL018-1; Tampa/St. Petersburg, FL-RL004-2; Toledo, OH-RL002-3. Regional directories which cover police, fire ambulance & rescue squads, local government, forestry, marine radio, mobile phone, aircraft and NOAA weather are available for \$19.95 each. RD001-1 covers AL, AR, FL, GA, LA, MS, NC, PR, SC, TN & VI. RD002-1 covers IL, IN, KY, MI, OH & WI. For an area not shown above call Fox at 800-543-7892 or in Ohio 800-621-2513.

Regency® HX1500-MA

List price \$369.95/CE price \$218.95
11-Band, 55 Channel • Handheld/Portable
Search • Lockout • Priority • Bank Select
Sidelit liquid crystal display • EAROM Memory
Direct Channel Access Feature • Scan delay
Bands: 29-54, 118-136, 144-174, 406-420, 440-512 MHz. The new handheld Regency HX1500 scanner is fully keyboard programmable for the ultimate in versatility. You can scan up to 55 channels at the same time including the AM aircraft band. The LCD display is even sidelit for night use. Includes belt clip, flexible antenna and earphone. Operates on 8 1.2 Volt rechargeable Ni-cad batteries (not included). Be sure to order batteries and battery charger from the accessory list in this ad.

Bearcat® 100XL-MA

List price \$349.95/CE price \$178.95/SPECIAL
9-Band, 16 Channel • Priority • Scan Delay
Search • Limit • Hold • Lockout • AC/DC
Frequency range: 30-50, 118-174, 406-512 MHz. Included in our low CE price is a sturdy carrying case, earphone, battery charger/AC adapter, six AA ni-cad batteries and flexible antenna. Order your scanner now.

*** SPECIAL SAVINGS COUPON ***
*** FREE DURACELL® Batteries Included ***
*** Free local frequency directories ***
Save even more with this special coupon. As long as your order is prepaid by money order, you'll get extra special pricing on items listed in this coupon. In addition, if you order a Bearcat 50XL or Regency HX1500 scanner with this coupon, you'll get a free set of Duracell batteries which we recommend for best performance. If you buy a Regency Z60 or Z45 scanner using this coupon, you'll get a free Fox frequency directory worth \$14.95. This coupon must be included with your prepaid order. Credit cards and quantity discounts are excluded from this offer. Offer valid only on prepaid orders mailed directly to Communications Electronics Inc., P.O. Box 1045 - Dept. M3, Ann Arbor, Michigan 48106-1045 U.S.A. Coupon expires July 31, 1987. Coupon may not be used in conjunction with any other offer from Communications Electronics Inc. Be sure to add shipping & handling fees listed in this ad (add \$3.00 for shipping free books or batteries).

RH250B-M3 Regency 25 W. VHF Transceiver... \$299.95
RH600B-M3 Regency 60 W. VHF Transceiver... \$388.95
RU150B-M3 Regency 15 W. UHF Transceiver... \$399.95
UC102-M3 Regency 1 W. VHF 2 channel trans... \$119.95
HX1500-M3 Regency 55 channel scanner... \$217.95
Z60-M3 Regency 60 channel scanner... \$158.95
Z45-M3 Regency 45 channel scanner... \$148.95
BC100XL-M3 Bearcat 16 channel scanner... \$177.95
BC800XL-M3 Bearcat 40 channel scanner... \$278.95
INF1-M3 Regency Informant scanner... \$249.95
BC210XW-M3 Bearcat 20 channel scanner... \$168.95
BC50XL-M3 Bearcat 10 channel scanner... \$113.95
RD55-M3 Uniden Radar Detector... \$97.95

*** SPECIAL SAVINGS COUPON ***

Bearcat® 800XL-MA

List price \$499.95/CE price \$289.95/SPECIAL
12-Band, 40 Channel • No-crystal scanner
Priority control • Search/Scan • AC/DC
Bands: 29-54, 118-174, 406-512, 806-912 MHz. The Uniden 800XL receives 40 channels in two banks. Scans 15 channels per second. Size 9 1/4" x 4 1/2" x 12 1/2".

OTHER RADIOS AND ACCESSORIES

Panasonic RF-2800-MA Shortwave receiver... \$179.95
RD55-MA Uniden Visor mount Radar Detector... \$98.95
NEW/BC 70XL-MA Bearcat 20 channel scanner... \$169.95
BC 145XL-MA Bearcat 16 channel scanner... \$98.95
BC 140-MA Bearcat 12 channel scanner... \$89.95
BC 210XW-MA Bearcat 20 channel scanner... \$169.95
BC-WA-MA Bearcat Weather Alert... \$38.95
PC22-MA Uniden remote mount CB transceiver... \$99.95
PC55-MA Uniden mobile mount CB transceiver... \$59.95
NEW/R1080-MA Regency 30 channel scanner... \$118.95
NEW/R1090-MA Regency 45 channel scanner... \$148.95
NEW/INF1-MA Regency Informant scanner... \$289.95
UC102-MA Regency VHF 2 ch. 1 Watt transceiver... \$124.95
P1405-MA Regency 5 amp regulated power supply... \$69.95
P1412-MA Regency 12 amp reg. power supply... \$164.95
MA549-MA Drop-in charger for HX1200 & HX1500... \$84.95
MA518-MA Wall charger for HX1500 scanner... \$14.95
MA553-MA Carrying case for HX1500 scanner... \$19.95
MA257-MA Cigarette lighter cord for HX12/1500... \$19.95
MA917-MA Ni-Cad battery pack for HX1000/1200... \$34.95
SMMX7000-MA Svc. mod. for MX7000 & MX5000... \$19.95
B-4-MA 1.2 V AAA Ni-Cad batteries (set of four)... \$9.95
B-8-MA 1.2 V AA Ni-Cad batteries (set of eight)... \$17.95
FB-E-MA Frequency Directory for Eastern U.S.A... \$14.95
FB-W-MA Frequency Directory for Western U.S.A... \$14.95
ASD-MA Air Scan Directory... \$14.95
SRF-MA Survival Radio Frequency Directory... \$14.95
TSG-MA "Top Secret" Registry of U.S. Govt. Frequencies... \$14.95
TIC-MA Techniques for Intercepting Comm... \$14.95
RRF-MA Railroad frequency directory... \$14.95
EEC-MA Embassy & Espionage Communications... \$14.95
CIE-MA Cover/Intelligent. Elect. Eavesdropping... \$14.95
A60-MA Magnet mount mobile scanner antenna... \$35.95
A70-MA Base station scanner antenna... \$35.95
USAMM-MA Mag mount VHF/UHF ant. w/ 12' cable... \$39.95
USA-M3 3/4" hole mount VHF/UHF ant. w/ 17' cable... \$35.95
USATLM-MA Trunk lip mount VHF/UHF antenna... \$35.95
Add \$3.00 shipping for all accessories ordered at the same time.
Add \$12.00 shipping per shortwave receiver.
Add \$7.00 shipping per scanner and \$3.00 per antenna.

BUY WITH CONFIDENCE

To get the fastest delivery from CE of any scanner, send or phone your order directly to our Scanner Distribution Center. Michigan residents please add 4% sales tax or supply your tax I.D. number. Written purchase orders are accepted from approved government agencies and most well rated firms at a 10% surcharge for net 10 billing. All sales are subject to availability, acceptance and verification. All sales on accessories are final. Prices, terms and specifications are subject to change without notice. All prices are in U.S. dollars. Out of stock items will be placed on backorder automatically unless CE is instructed differently. A \$5.00 additional handling fee will be charged for all orders with a merchandise total under \$50.00. Shipments are F.O.B. Ann Arbor, Michigan. No COD's. Most products that we sell have a manufacturer's warranty. Free copies of warranties on these products are available prior to purchase by writing to CE. Non-certified checks require bank clearance. Not responsible for typographical errors.

Mail orders to: Communications Electronics, Box 1045, Ann Arbor, Michigan 48106 U.S.A. Add \$7.00 per scanner for R.P.S./J.P.S. ground shipping and handling in the continental U.S.A. For Canada, Puerto Rico, Hawaii, Alaska, or APO/FPO delivery, shipping charges are three times continental U.S. rates. If you have a Discover, Visa or Master Card, you may call and place a credit card order. Order toll-free in the U.S. Dial 800-USA-SCAN. In Canada, order toll-free by calling 800-221-3475. FTCC Telex anytime, dial 825333. If you are outside the U.S. or in Michigan dial 313-973-8888. Order today. Scanner Distribution Center™ and CE logos are trademarks of Communications Electronics Inc. † Bearcat is a registered trademark of Uniden Corporation. ‡ Regency and Turbo Scan are registered trademarks of Regency Electronics Inc. AD #050487-MA/M3 Copyright © 1987 Communications Electronics Inc.

For credit card orders call
1-800-USA-SCAN

**COMMUNICATIONS
ELECTRONICS INC.**

Consumer Products Division
P.O. Box 1045 □ Ann Arbor, Michigan 48106-1045 U.S.A.
Call 800-USA-SCAN or outside U.S.A. 313-973-8888

Radio Iran Toilers on 10870 kHz with sign on at 1530 UTC. That one will not be easy.

Finally, since we are on the subject of the Middle East, there is one local organization with clandestine broadcasts in that part of the world which gets support from both Israel and a powerful Arab Muslim group. Unfortunately, we have been asked not to

disclose its name, but, as the old cliché goes, sometimes truth is stranger than fiction. ■

Dr. John Santosuosso will be on vacation in June. Scott McClellan will be filling in for him.

Tactical Callsigns

To lead off the column this month here is a list of tactical callsigns furnished by a reader in Michigan who wishes to remain anonymous.

- Bobcat** T-43 Navigation Trainers, ANG, Colorado Springs, CO
- Big Daddy** 815 WRS CP, Keesler AFB a.k.a. "Teal Ops"
- Dragnet** Controller on AWACS aircraft on operational mission
- Dusty** C-141 aircraft, McGuire AFB
- Fury** C-130 ANG, Bradley, CT
- Gator** T-43 Nav Trainers, 454th TFS, Mather AFB
- Glass Eye** USAF A/C on NUDET visual observation mission
- Headdancer** TAC EC-135 Tactical Deployment ABNCP
- HiFi** 45th AD KC-135
- Hunt** KC-135 A/C McGuire AFB
- Idaho** FBI Aircraft
- Mop Up** USN C-130 A/C, Whiting Field, CA
- Music** USMC C-130 A/C
- Nalo** USMC C-9 Transport
- Nighthawk** USMC HMX-1 VIP helo
- Omaha** U.S. Customs A/C (E-2C?)
- Pacom 01** A/C with CINCPAC aboard
- Parrot** USN T-39 Radar intercept trainer
- Peapod** USAF AC-130
- Rat** USNR transport A/C
- Rod** A-10 Thunderbolt, Westover AFB
- Samp** USAF A/C on Air Sampling Mission
- Shark** USCG/DEA Aircraft
- Swing** USN C-9 Aircraft

ID'd by Mistake

Greg Wilson, New Jersey, described a recent identification he was able to make as follows:

"As a utility buff, you know that one of life's greatest pleasures is to be able to identify an activity through witnessing some form of compromise on the part of an operator. I want to share with you just such a case for it illustrates how a mistake can work to the listener's advantage.

"On 8 Feb 1987 at 0350 UTC, I rolled upon an extremely chirpy station calling CQ on 6860.5 kHz. After a long string of CQ's he ID'd as FRL. He continued his calling until 0359 when the operator began a period of nonsense--I'm sure out of boredom. Finally, he began very methodically calling CQ DX and signed CO2JS (a Cuban Amateur allocation). A classic mistake for now I knew with little doubt that FRL was probably a Cuban station.

"For the next five minutes, the operator carried on what appeared to be an imaginary ham QSO during which he identified himself as Fernando with a QTH in Havana, Cuba!! (Note that 6860 is some 140 kHz below the 40 meter ham band--too far to be considered a mistaken out of band operation.) At 0405 he stopped and sent WSL WSL WSL DE FRL FRL QSV V's.

"I hope this will help shed some

light for those who may have copied FRL in the past, as I have."

Thanks so much, Greg, for your very interesting report. Several months ago I experienced a similar happening when a station, again apparently due to boredom, carried on a one-sided contact. He seemed to be sending equipment control names such as *RF gain*, *AF gain*, *standby*, *tuning*, etc. He then went into 5L groups and after several lines of these switched to sending 5F groups and then just plain nonsensical key play.

OK Net

MT reader Williams, South Carolina, forwarded some comments on two activities he has been following. On 6565 kHz he heard conversations with mixed English/Spanish with lots of X-rated four-letter words as well as some 4F groups. He noted all communications ended with the word "OK" and thus has named the net the OK Net. In the past he says he has found it on several frequencies between 5 and 7 MHz.

His next logging was of a DEA net on 11288 kHz at 1400. He heard Hotel One, Swordfish 09/104 and 109, Foxtrot Four Mike, Omaha 19 and 59, Slingshot, Ambush, Shrimpboat, Bobcat, Ulysses (USCG Sta), Cougar (Eglin AFB), Almighty and Domino. All tracking boats and aircraft in the Gulf of Mexico all day.

On the Numbers

After reading about the "numbers" stations for several years, Jack Smith, VA, advises he finally intercepted one. Here are the details:

"15 Feb 1987 at 1100-1145Z. 14421/11532 kHz. From 1100-1110Z callup signal with SS/YL repeating count 1-0 alternated with "833." At 1110Z several (4-5) one-second audio tones of about 600 Hz with the YL stating "Grupo 211" followed by text of 4F groups. At about 1128Z the numbers were repeated and at 1145Z the transmission closed with a "fin" sign off.

"I found several things interesting about the transmission. At 1100Z the 14 MHz band was totally dead (6 AM EST) and no "skip" stations could be heard above about 12 MHz, and indeed even at 12 MHz, signals were generally very weak. The 14421 MHz signal stayed at S-8 on my receiver (Drake R-7) for the entire transmission, with no fades whatsoever.

"Clearly this was not sky wave reception and my location must be within 20 to 30 miles of the transmitter. This correlates very nicely with a Culpepper/Remington, Virginia transmitter site (first reported

in MT).

"As an aside, I found the choice of a 14 MHz frequency at that hour to be a bit strange. The 14 MHz band has been opening up to the Caribbean and Central America at about 1130-1200Z. In fact, a few minutes after the 1145Z sign off of the numbers station, the 14901 kHz Cuban/Tass press RTTY station was printable, although it did not reach normal strength until about 1230 or 1300Z.

"Given these propagation facts of life, the 14421 kHz signal couldn't have been heard other than in the Washington, DC, area. (I assume that if the government is running Spanish-speaking agents in Washington, that there are easier methods of communication!)

"The 11532 kHz signal was somewhat weaker than the 14421 signal, although I suspect at least part of the difference is the antenna I was using is resonate on ham bands and suffers some degradation as you go outside those bands.

"The transmission mode was AM, but only the upper side band was transmitted. This is the likely result of using a transmitter chiefly used for SSB/FSK/MUX for circuit. Also, the signal carried a very distinct RTTY tone in the background.

"I have recently read in either MT or PopCom speculation that the RTTY tone was the result of cross-mod with other transmitters at the site. That is certainly possible.

"It is also possible that there is some audio cross-talk in the telephone or microwave circuits that feed the transmitter plant and that the RTTY represents signals that are either received or transmitted by the

plant. In any case, the RTTY was a very noticeable component of the transmission.

"I concur with Robert Dyquetta's conclusion in the February MT that the audio is computer controlled and voice synthesized; no person could read 211 series of four-digit groups (twice, yet) without making an error or with exactly the same cadence and pronunciation! (The pace was exactly one group every five seconds--about 2.5 seconds to read the group and 2.5 seconds pause, presumably for the recipient to write down the message.) Further, the synthesizer seemed to have a slight problem with the number '3' or 'tres.' The final syllable was prematurely terminated throughout the transmission, both in the call-up and in the groups transmitted."

Jack, we thank you for sharing your observations with MT readers.

Special Interest Items

3073.4 FEB 170135Z CW

The callsigns on this net have been seen on other frequencies previously indicated in the column. ABA appears to be the Control Station with other members of the net being: CAB, DAR, ELE, FOG, GAL, HUM, IDE, plus one other call I couldn't get due to QRM/QRN. The traffic consisted of five different messages, each one being exactly 30 groups in length.

The characters noted were the letters A-Z plus the Spanish Nych (MW) and the digits 2, 3, and 8. A typical heading would be preceded by the abbreviation PBL (possible 'preambulo' - preamble) followed by the message number and group count as in this example: PBL PBL NR 002 GR 30 AAA.

Upon completion of the transmission of the text, Control would call the stations, generally in alphabetic order, and request the QSL.

FEBRUARY 1987 LOGGINGS

KHZ	DTOI	MODE/IDENTIFICATION/COMMENTS
245	280453	MCW/YZE Beacon, Gore Bay (Manitoulin) Ontario, Canada
353	200332	MCW/QG Beacon, Windsor, Ontario, Canada
362	200334	MCW/SB Beacon, Sudbury, Ontario, Canada
391	200339	MCW/DDP Beacon, San Juan (Dorado), PR
394	200341	MCW/YB Beacon, North Bay, Ontario, Canada
404	200343	MCW/YSL Beacon, St. Leonard, NB, Canada
404	200352	MCW/YXL Beacon, Sous Lookout, Ontario, Canada
417	200354	MCW/HHG Beacon, Huntington, IN
3026.5	270112	CW/DE MLD2 (British alloc) NR2 -P-270100Z FEB 87 -ZEU BT UNCLAS GR18 DRILL (text of 5L groups)
3422	260022	CW/ADO DE DEL (unid) QSA5 QTR 1920 K. Other end replied with EE.
3485	170138	USB/New York Radio giving Aviation WX for various Canadian & U.S. locations
4665	280059	CW/WAP DE MZK, AUH DE WAP, LKI DE MZK/ (all unid)/ QSA requests
6243	281427	CW/Unid stn calls KMG, MJK, MDA & -ZDK
6244.3	181300	CW/ABA DE DEL (unid) QSA IMI K
6519.8	201453	USB/Barge traffic. Control telling unid stn to drop various barges at Baton Rouge and other locations.
6586	280014	USB/unid aircraft calls Accra, Ghana ATC, for course and altitude clearance. Also heard ACCRA DE ABIDJAN
6675	120015	AM/Czech-YL with 5F groups
6940	212309	USB/To OM-SS/sounds like fishing ops
6976.8	201506	CW/WX in Spanish for various Mexican locations
13178.2	181410	USB/Two OM conversing in Italian
13370.6	201524	RTTY 75-425/NBA (US Navy, Balboa, Panama) testing with RY tape.
13572	181725	CW/VV DE CTP (Oeiras Naval Radio, Portugal) QSX 4 8 12 16 MHz/ His signal very weak and chirpy for past few days.
13743.7	201757	RTTY 75-170/MARS traffic
14445	181717	CW/VV DE LFU/6467 LFN/8527.5 LCJ/9980 LHG/14445 (Rogaland, Norway)
14503.4	181713	LSB/Two OM in conversation in Spanish
14556	181242	CW/Automatic sent/5L grps with spec charac IM AA OE OT.

LISTENERS LOG

Scanning from New Hampshire

Contributed by "Bill"

Later during the schedule I heard station JAR calling and this may have been the callsign I missed copying earlier.

Several of the net stations have signals that sound like a raspy peanut whistle. Possibly a rig powered by batteries??

3088.2 FEB 180015Z CW

I cut in on this message of 5L groups. The BT was sent followed by OWWS AR. Shortly afterwards the station sent GUG8 GUG8 etc. The call was set approximately ever five seconds.

3228.8 FEB 180010Z CW

A 5L group message was in progress. After the last group, AFBNA, there was a pause and then BT JGCB, another pause and then SXGZ SXGZ SXGZ DE JGCB JGCB QTC 750 18 0108 BT 993 SXGL BT and into 5L groups. The characters were sent at medium speed and auto sent.

3262 FEB 18008Z CW

Auto sent at slow speed, 5L groups. Must have been a long message because I stayed with it for several minutes but the message had not been completed. Not same message as on 3290.

3290 FEB 180006Z CW

Another auto sent at slow speed, 5L groups. Pause after ten groups then into next ten groups. Not the same message as on 3262.

6212.6 FEB 162212Z CW

This traffic was 5F groups, automatic sent, zero cut as letter T.

6911 FEB 212310Z CW

Message of 5L groups with message repeated every few minutes. Missed heading because I was checking back and forth on other targets. There was a pause after every ten groups of text. Message ended with BT AR.

8002 FEB 271536Z CW

The letter W repeated over and over, hand sent. After many minutes of this a callup of OT7F OT7F OT7F DE YAAX YAAX K. After a short pause he went back to the W W W W etc. At 1556Z he sent DE YAAX OK SK SK. The other end was never heard. This frequency has been identified as being a Soviet military frequency.

13971.9 FEB 181420Z CW

Speed key sent 5F groups. All figures sent full except zero which was cut as the letter T. Very good fist, weak signal, some fading. This was a very long message.

14616.4 FEB 231707Z RTTY 50-425

The callsigns were copied several times and printed out as U7A54 and U7A59. It is suspected these were garbled and should have been Y7A54/Y7A59 which are assigned to Berlin, GDR. The traffic was 5L groups and the headings contained many trigraphic addressee indicators such as: AAB ALG DAM DAR KAI MEX PEK PHO TRI ISL JAK KAB MAD MAN NIK TIR and WAS.

The heading was brief containing some addressee indicators, a message number and the date and time. This latter was given as 23021752 where 23 was the day, 02 the month and 1752 being the time. A 5L group appeared on the next line by itself and the text commenced on the next line.

DATE	TIME	FREQ	MODE	TRAFFIC
12/12	1615Z	6693	USB	Halifax mil in comms w/6OUR re TWA flt 741 (747 acft) enrt Goose Bay w/fire in cargo bay. 6OUR advises change to callsign Rescue 01 by Halifax
12/12	2145	5696	USB	CG Helo 1485 in comms w/COMSTA San Francisco
12/20	2000	5696	USB	CG Helo & CGC Sanibel in comms w/NY Rescue re vessel in distress
12/20	0024	8822	USB	Voyager 1 in comms w/Mission Cntrl re Mr. Reagan catching hell about Iran thing want him at Edwards on Tues when you land to help him out
12/22	1510	4428.7	USB	COMSTA Portsmouth in comms w/CGC Sanibel w/msg welcoming 1st Dist Rear Adm Johanson Sands to new Port of Rockland (ME)
12/23	1353	11176	USB	MAS70014 Merry Christmas comms w/MacDill AFB
12/31	2155	5696	USB	Fr. of Trc. Norfolk Rescue Disp. C-130 #1503 to search/attempt to find origin of trfc
1/1	0015	2182	USB	CGC Point Highland w/grp Port Macon on SAR; freq switch to 2675 kHz
1/2	1940	6757	USB	Air Force 1 to Andy for signal check
1/2	2258	5697	USB	Uniform 4 Sierra req signal check 3 times/no resp
1/3	0127	4428.7	USB	COMSTA Portsmouth in comms w/VSL re medical emerg on board; medical treatment instructions relayed
1/3	0254	194	AM	Aircraft wx continuous for Maine
1/5	2318	2670	USB	CGC Spenser in comms w/grp Cape May
1/7	1742	5696	USB	CG 01 in phone patch w/Washington Air Sta. via COMSTA Portsmouth
1/12	1712	5696	USB	COMSTA Portsmouth & CGC Chilula in comms
1/13	2320	5696	USB	COMSTA Boston in comms w/CG helo 1472 re flare sightings near Metinicus Rock, ME. This helo also hrd on 164.55 VHF in comms w/Cape Cod Air Sta re same incident at this time.

Nashua Police

460.100 Chan I
460.200 Chan II
154.325 Fire

Springfield Police (rptr)

460.100
460.125 All chans
460.300 are changed
460.400 every week
460.425
460.450

Tewksbury (repeater)

482.662 Main Chan
482.637 Tac III
482.687 Tac II
33.660 Fire

Tyngsboro (repeater)

482.512 Main Chan
482.637 Tac III
482.687 Tac II
33.660 Fire

Wilmington (repeater)

482.487 Main Chan
482.637 Tac III
482.687 Tac II
154.725 Fire

Woburn (repeater)

482.612 Main Chan
482.637 Tac III
482.687 Tac II
154.725 Fire

Worcester Police (rptr)

460.100
460.150
460.175
460.200
460.450 Fire Ch.II
460.500 Fire Ch.I

New Hampshire State PD

44.820 Car-car, Helicopter
44.940 Main Ch. Concord, NH
45.300 Exeter NH
156.090 S.NH SPD Ch for APB's, etc

Massachusetts Scanner Frequencies

Contributed by Mark Simari
Bridgewater, MA

There are so many frequencies in Massachusetts, I have chosen only the critical freqs of interest. Enjoy.

Mass. State Police

42.340 Andover area "A" troop Ch 2
42.400 Concord "C" troop Ch 1
42.420 Radar "55" team; also road blocks
42.440 Spare (used) also for road blocks
42.460 Car-car (E.Mass.) west of Worster used as base
42.500 Yarmouth area Cape Cod
42.540 Spare (used); also for road blocks
44.740 Boston SPD Hdqtrs heard everywhere; also SPD helicopter
156.090 SPD, Logan Airport, stn "L"
159.030 SPD, Mass Pike (rptr) stn "M"
158.970 SPD intercity; used in most cities and towns in E.Mass. when a major APB is called. Once this freq is turned on, about 45 towns hear the AOB at once (rptr) the APB at once (rptr)

39.760 Registry of motor vehicle police, main ch.
39.800 " " "Tac II"
462.972 Boston City Ambulance
39.580 Metro District Comm. Police main ch.
39.660 " " "Tac II"

Boston Police Dept. (rptrs)

460.125 Capitol Police (Gov's police)
460.300 Tow, license check, info, NCIC, Leaps
460.400 West Roxbury
460.425 Dorchester area
460.450 N. Boston
460.475 Expressway area, N.Stn
460.500 S.Boston Hyde Park
453.800 Special events chan.

Boston Fire Dept. (rptr)

33.740 Old freq still used for fire calls
453.700 Administrative msgs
483.162 Main fire call at boxes, houses
483.262 Rptr, fire scene
483.662 Rptr, fire scene
483.762 Rptr, fire scene

Bapem Boston Area Police Enforcement Regional Network

These freqs go to repeaters that all towns and police cars monitor when car chases are from town to town.

470.487 North District
470.562 West District
470.462 East District
470.587 South District

Selected Cities and Towns

Billerica (repeater)
482.662 Main Chan.
482.637 Tac III
482.687 Tac II
33.660 Fire

Chelmsford (repeater)
482.512 Main Chan
482.637 Tac III
482.687 Tac II
33.660 Fire

Dracut (Repeater)
482.462 Main Chan
482.637 Tac III
482.687 Tac II
154.325 Fire

Lawrence (repeater)
482.562 Main Chan
482.637 Tac III
482.687 Tac II
154.315 Fire

Lowell (repeater)
482.412 Main chan.
482.637 Tac III
482.687 Tac II
154.010 Lowell Fire
33.660 Mutual Aid Fire
155.265 Lowell area medic ambulance (covers about 10 towns)

Methuen (repeater)
482.462 Main Chan
482.637 Tac III
482.687 Tac II
154.325 Fire

Mass State Police Codes

Code

- 1 Emergency any type
- Q1 Used for "special" files on known offenders riding highways or rest areas
- 2 Go to Hdqtrs (Boston) or barracks
- 3 Going to court
- 4 Busy at location
- 5 Received message
- 6 Where is your location?
- 7 Unit off air at location
- 8 Unit involved in accident
- 9 License check SS No; in Mass
- 10 Vehicle ID check still or moving
- 11 NCIC check U.S. wide
- 14 M&W (missing & wanted) in Mass
- 15 LEAPS check
- 16 Vehicle crash or accident

A=Cars troop Andover area
C=Cars troop Concord area
L=Cars troop Logan airport
M=Cars troop Mass Pike
X=Cars unmarked, spec invest
K=Cars K-9 dog unit
"55"=Team speed chasers

G.O.E.S.

(Geostationary Operational Environmental Satellite)

Nine of these orbiting space meteorological platforms, launched by NASA under the auspices of NOAA, represent the finest example of advanced weather predicting space platforms.

There is some ambiguity over these systems--often they are ruled by separate agencies and their pre-launch names are often changed once they are in orbit. Not all of them are fulfilling their original mission because of policy changes, equipment failure or even direct interference by a non-subscriber.

The early GOES prototypes were called Synchronous Meteorological Satellites (SMS), the first being launched in May 1974. After some initial problem with its UHF downlink, it has performed satisfactorily to date. Listed below are the nine GOES satellites and their launch dates:

SMS 1	May 5, 1974
SMS 2	Feb 6, 1975
GOES I	Oct 16, 1975
GOES II	Jun 16, 1977
GOES III	Jun 16, 1978
GOES IV	Sep 9, 1980
GOES V	May 22, 1981
GOES VI	Aug 1983
GOES VII	Feb 24, 1987

Unfortunately, not all these satellites are in working order; presently, the three units are pre-positioned at 135° and 75° West. After initial failure as an imager, GOES II became GOES Central at 107° W. Its primary function is to relay non-direct images and wefax (meteorological data) to ground station operators.

All GOES satellites orbit at approximately 22,930 miles from earth and are positioned as to be directly over

the equator. Their orbit speed at that distance was designed so the satellite will always appear to hover at its fixed position above the equator due to its synchronous relation to the speed of the earth's rotation.

The advantage of GOES over the polar orbiters like Tiros-N is the sweeping panorama of the entire globe. Storms can be tracked with greater accuracy and increased lead time can be given to public officials to either brace for storms or evacuate populations to areas of safety. The classic comparison is of the great Galveston, Texas, hurricane of the last century which claimed 5,000 lives and Hurricane Alicia of 1983, whose death toll was under 100 due largely to early hurricane warnings made possible by the GOES weather satellite system.

Storm warning, although critical, is not the GOES system's only function; it provides daily data on the state of the atmosphere and its water vapor content, oceanographic data and weather facsimile.

GOES Imagery *The heart of the weather system*

For the past decade we have become accustomed to the familiar weather maps seen daily on TV weather reports. One might see "color satellite three" or "eye in the sky." But under all of this razzle-dazzle is the GOES satellite, continuously generating black and white images and sending them back to earth where they are picked up by subscriber television services.

Cloud and temperature imagery in both the visible and infrared modes is accomplished by a "Visible

Infrared Spin Scan Radiometer Atmospheric Sounder" (VAS). Data collected by an optical (reflecting) telescope is downlinked to Earth where it is processed and then retransmitted back to GOES for users to receive on 1690.1 MHz.

VAS day and night cloud and earth mapping imagery has a resolution of about half a nautical mile in the visible mode and 3.7 nautical miles in the infrared mode; additionally, VAS also monitors the earth's atmospheric carbon monoxide absorption bands, providing a method to determine a three dimensional structure of atmospheric temperature and water vapor distribution.

The VAS can be programmed for a limited coverage mode; selected latitudinal bands of varying North-South dimensions can be imaged to calculate a vertical profile of atmospheric temperature and water vapor.

Special Assignments

Occasionally the GOES system will be called on for additional imagery, usually requested by the National Weather Service office in Kansas City, Missouri. This station's main responsibility is the forecast of severe weather warnings and it has the authority to activate GOES E in the RISOP (Rapid Interval Scan) mode. In this mode, the VISSAR-VAS is commanded to scan the target area for severe weather every 15 minutes and transmit the results back to Wallops Island, Virginia.

RRSD (Research Rapid Scan Days) are activated by subscribers in the research community and allows, for example, researchers to use stereographic techniques for viewing imagery. This is done by combining the VISSR (VAS) on GOES West

with that of GOES East. This results in additional imagery for GOES East users at 15 and 45 minutes past the hour and for GOES West subscribers between on the hour and the half hour.

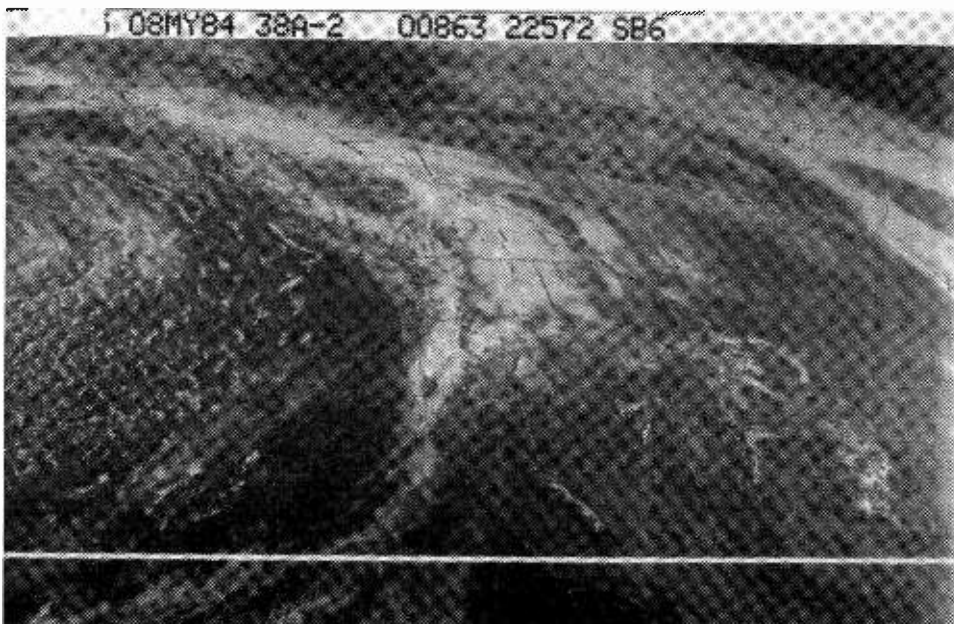
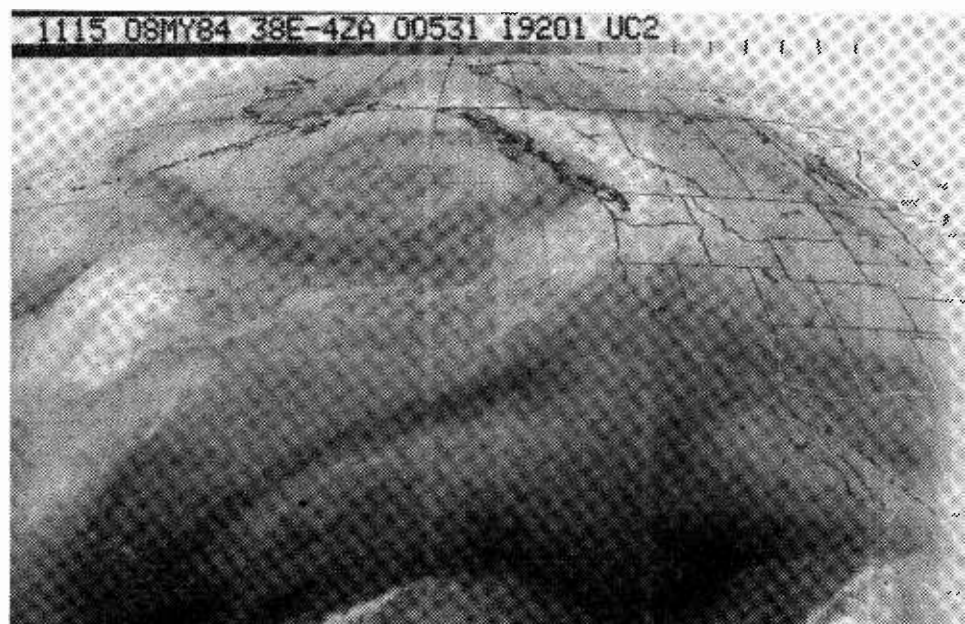
Another program supported by the GOES system is the hurricane research support (HRS), usually implemented about mid-June through the end of October and rewritten at the end of each hurricane season. There is no limit to the amount of HRS during this season. The HRS is usually broken down into three separate modes of operation:

The Hurricane Research Day (HRD) consists of a partial earth disc scan of approximately 1200 lines every 15 minutes for three one-hour periods a day, generating a series of five pictures. A 1200 line scan terminates the imagery at about 15° South.

HRD (10) is a partial earth scan of 800 lines every ten minutes for three one-hour periods a day, generating a series of six pictures. This program may be implemented for any storm west of 50° West longitude. An 800 line scan terminates the imagery at about 12° North latitude.

HRD (7-1/2) consists of partial earth scans of 1200 lines every 15 minutes with three additional series of six images of 600 scan lines. The interval between 600 lines imagery is roughly 7-1/2 minutes. The line scan terminates roughly 25° North latitude. This mode is restricted to tropical storms which threaten the United States and this particular plan is limited to ten days a season.

NEXT MONTH: GOES WEFAX-- getting the signal down to earth ■



The Mississippi River

This month the Mississippi River is the subject of discussion. The mighty Mississippi is a busy river, and New Orleans is a busy port. The following stations are among the offerings of New Orleans to those interested in maritime radio.

156.500	WAB 974	Interocea
156.425	KBK 470	Tally Ho Club
156.275	KEB 551	Puerto Rico Marine M?
156.975	KEB 551	Puerto Rico Marine M?
156.450	KGA 332	Mid Gulf Shipping
156.350	KGA 526	Atlantic and Gulf Stevedoring
156.725	KGA 526	Atlantic and Gulf Stevedoring
156.950	KGW 406	Louisiana Materials
156.900	KID 465	Compass Marine Service
156.900	KIL 917	Equitable Shipyards
156.425	KJA 306	New Orleans Yacht Club
156.650	KJA 549	State of Louisiana
156.350	KKW 601	Harbor Towing
156.675	KKW 601	Harbor Towing
156.900	KKW 601	Harbor Towing
156.450	KLI 759	E.H. Bisso & Son
156.950	KLU 759	E.N. Bisso & Son
156.350	KPB 694	Racal Decca Marine
156.900	KQU 515	Marmac Corp.
156.250	KTD 465	Compass Marine Services
156.975	KTD 542	Radcliff Materials
156.900	KTD 572	Union Mechling Corp.
156.275	KTR 901	Federal Barge Lines
157.025	KTR 901	Federal Barge Lines
156.450	KVL 852	J.S. Sareussen Marine
156.725	KVL 858	Joseph C. Domino Inc.
156.900	KVL 858	Joseph C. Domino Inc.
157.025	KVL 858	Joseph C. Domino Inc.
156.675	KVR 408	Crescent Towing & Salvage
156.950	KVR 408	Crescent Towing & Salvage
156.450	KXR 958	Marine Chartering Co.
156.650	KYX 723	State of Louisiana
156.650	KYY 723	State of Louisiana
156.500	KZA 964	Dundee Communications
156.725	KZA 964	Dundee Communications
156.500	KZA 969	Cargo Ship Service
156.725	KZV 752	Compass Marine Service
156.900	KZV 752	Compass Marine Service
156.450	KZX 956	Waterfront Transport
156.900	KZX 956	Waterfront Transportation
156.450	WDT 552	Oceanic Marine Supply
156.650	WDT 574	State of Louisiana
156.900	WHD 543	Public Service Co.
156.350	WHD 600	Sunrise Shipping
156.450	WHD 749	Neptune Supplies Inc.
156.500	WHD 785	Electro Nav
156.275	WHD 817	Compass Dockside Inc.
156.950	WHD 817	Compass Dockside Inc.
156.975	WHD 839	Lomasney Boat Co. Inc.
156.175	WHG 616	New Orleans Ship Supply
156.450	WHG 871	Norwegian Seamans Church
156.475	WHG 974	Southern Yacht Club
156.350	WHH 204	Intermare Agency Services
156.450	WHH 316	Bisso Marine Inc.
156.725	WHH316	Bisso Marit. Inc.
156.350	WHU 386	Canal Barge Company
156.925	WHY 459	Tocon Inc.
156.500	WHU 672	Great Lakes Dredge and Dock
156.500	WHY 709	Moran Shipping Agency
156.450	WIW	Indian Towing Co.
156.500	WQA 307	All Ships Supply
156.275	WQA 310	Point Landing Inc.
156.500	WQA 310	Point Landing Inc.
156.900	WQA 314	Fleur de Lis International
156.250	WQA 349	Adams Barge Crafts
157.025	WQA 349	Adams Barge Crafts
156.975	WQB 529	Energy Transport
156.175	WQZ 374	Compass Marine Services
156.950	WQZ 374	Compass Marine Services
156.450	WQZ 446	Delta Steamship Line
156.350	WRD 510	Golden Gulf Marine
156.900	WRS 016	Compass Dockside Inc.
156.725	WRS 916	Compass Dockside Inc.
156.725	WRV 417	Central Gulf Lines
156.450	WRV 617	Central Gulf Lines
156.950	WXZ 287	Oil Transport Co.
157.025	WXZ 516	Orgulf Transport

For those living further away but who would like to be able to hear something, New Orleans is alive and well and living also on MF and HF (shortwave). Here is a sampling of stations which you can try for -- all upper sideband mode.

kHz		
2096.5	WQA 314	Fleur de Lis International
4123.6	KVR 408	Crescent Towing & Salvage
4125.0	KEJ	Sea Land Services
	KIY	Bulk Shipping
	KTR 901	Federal Barge Lines
	KVR 408	Crescent Towing & Salvage
	WHD 785	Electro Nav
	WQA 314	Fleur de Lis International
	WWT	River Gulf Agencies
4143.6	KEO	Ocean Drilling & Exploration
	WDI	Exxon Communications
	WEK	Offshore Navigation
	WIW	Indian Towing
4419.1	KEO	Ocean Drilling & Exploration
6218.6	WDE	Exxon Communications
	WEK	Offshore Navigation
	KEO	Ocean Drilling & Exploration
	WDI	Exxon Communications
	WIW	Indian Towing
	KEO	Ocean Drilling & Exporation
	WHU 672	Great Lakes Dredge & Dock
	KIY	Bulk Shipping co.
8291.4	WDE	Exxon Communications
	WEK	Offshore Navigation
	KEJ	Sea Land Services Inc.
	KEO	Ocean Drilling & Exploration
	KIY	Bulk Shipping Co.
	WHU 672	Great Lakes Dredge & Dock
	WKZ 287	Oil Transport Co.
	KEJ	Sea Land Services
	KTR 901	Federal Barge Lines
	KXR 958	Marine Chartering
	WIW	Indian Towing Co.
	KEO	Ocean Drilling & Exploration
	KXJ 711	Gulf Oil Communications
	WRD 703	Brondomar Agencies
	KVR 408	Crescent Towing and Salvage
	WHD 785	Electro Nav
	WRD 510	Golden Gulf Marine
	KVR 408	Crescent Towing and Salvage
	KEJ	Sea Land Services
	KIY	Bulk Shipping Co.
	KVR 408	Crescent Towing and Salvage
	KXR 958	Marine Chartering
	WEK	Offshore Navigation
	KIY	Bulk Shipping Co.
	WQB 529	Energy Transport
	WRD 703	Brendomar Agencies
	WWT	River Gulf Agencies
	KEO	Ocean Drilling & Exploration
	KXJ 711	Gulf Oil Communications
	WHU 672	Great Lakes Dredge and Dock
	KVR 408	Crescent Towing and Salvage
	KIY	Bulk Shipping Co.
	WIW	Indian Towing Co.
	KXJ 711	Gulf Oil Communications
	KEJ	Sea Land Services
	KEO	Ocean Drilling & Exploration

It must be noted that the above listing is only a sampling of the various stations on these frequencies; other services will be found on the same frequencies, and there are a few other frequencies carrying marine traffic.

Following the river further north to Tennessee, Memphis has the following amongst its VHF-FM offerings:

156.450	WCF	Davis Construction
156.950	WHG 866	Delta Refining Company
156.450	WHG 886	Delta Refining Company
156.925	KPB 639	Dewart Marine Electronics
156.950	KPB 639	Dewart Marine Electronics
156.550	KXE 302	Economy Boat Store
156.975	KTD 493	Ergon Inc.
156.350	WHN 230	Fullen Dock and Warehouse
156.975	WHU 223	Gulf Oil Corporation
156.450	KEB 477	Kergh Communications
156.550	KVL 911	Memphis Harbor Services
156.450	WRD 771	Memphis Park Commission
156.950	WXZ 530	Oakmont Marine Corp.
156.350	KXE 294	River City Harbor Services
156.950	WGL	Southern Towing Co.
156.450	WHU 633	Spartan Transportation
156.500	KEB 477	Tergh Communications
156.450	WQZ 210	Treasure Island Fleet
156.450	KCE 244	Valley Towing

156.950	KCE 244	Valley Towing
156.350	KJC 771	Waterways Marine
156.500	KJC 771	Waterways Marine
156.900	KJC 771	Waterways Marine
156.500	KSK 167	Wepfer Marine Inc.
156.450	KSK 267	Wepfer Marine Inc.
156.900	KBS	Wm. C. Ellis & Sons Inc.

The following SSB listings may prove useful to those with shortwave receivers, and living at greater distance.

2086.0	WJG	WJG Telephone Company
2192.0	WJG	WJG Telephone Company
2782.0	WJG	WJG Telephone Company
4087.8	WJG	WJG Telephone Company
4123.6	WHU 633	Spartan Transportation
4125.2	KBS	Wm. C. Ellis & Sons
	KCE 244	Valley Towing
	KKA	Central States Dredging
	WCF	Davis Construction
	WHH 301	Waxler Towing
	WHU 633	Spartan Transportation
	WRE	McAllister Construction
4143.6	KSK 267	Wepfer Marine
	WBC	Southern Towing
	WFL	Southern Towing
6209.3	WJG	WJG Telephone Company
6217.2	WHU 633	Spartan Transportation
6218.6	WHH 301	Waxler Towing
	WHU 633	Spartan Transportation
6221.6	KBS	Wm. C. Ellis & Sons
	KCE 244	Valley Towing
	KKA	Central States Dredging
	WCF	Davis Construction
	WRE	McAllister Construction
	KSK 267	Wepfer Marine
	WBC	Southern Towing
	WFL	Southern Towing
	WJG	WJG Telephone Company
8701.2	WHU 633	Spartan Transportation
8289.7	KBS	Wm. C. Ellis & Sons
8291.1	KKA	Central States Dredging
	KSK 267	Wepfer Marine
	WBC	Southern Towing
	WCF	Davis Construction
	WFL	Southern Towing
	WHH 301	Waxler Towing Co.
	WHU 633	Spartan Transportation
	WRE	McAllister Construction
8294.2	KBS	Wm. C. Ellis & Sons
	KCE 244	Valley Towing Service
12333.1	WJG	WJG Telephone Company
12427.2	KBS	Wm. C. Ellis & Sons
12435.4	KCE 244	Valley Towing Service
16518.9	WJG	WJG Telephone Company

The two cities which have been looked at have a great deal to offer the listener, as has the entire Mississippi River system. If you haven't already tried, give them a go -- you might get a pleasant surprise.

From the "MT Goof" department, Brian Paul proved that it doesn't take long to catch an error. A photo published along with my last column looked like Florida; it didn't take long for Brian's postcard to arrive pointing out that the picture is of *Halifax, Nova Scotia!*

As always your comments and suggestions are welcome to the address at the masthead. Until next time -- Good listening.

(Don't miss this month's feature "Tuning in the Tugs" for more on Mississippi monitoring!)

Is it That Time Again?

Time to renew sneaks up quickly (like birthdays)! To avoid missing a single issue, use the form on p. 61.

We wouldn't want to lose you!

Scanner Market Update

by Larry Wiland

Being a fanatical scanner enthusiast, I have attempted to compile a list of *most* of the current Bearcat and Regency programmable scanners which are in production, have been discontinued, or have been discontinued but are still available for sale through various distributors in limited quantities.

AVAILABLE

Uniden/Bearcat:
BC-210XW; BC-100XL; BC-145;
BC-175; BC-800XLT; BC-50XL; BC-70XL

Regency:
HX-1500; HX-2200; MX-3000; R-806; R-1070; R-1075, INF-1/2, TS-1/2

DISCONTINUED

Uniden/Bearcat:
BC-140; BC0170; BC-100; BC-210XL; BC-210; BC-211; BC-220;
BC-20/20; BC-250; BC-260; BC-300;
BC-350; BC-101; CP-2100

Regency:
MX-5000; BX-5500; BX-7000; MX-4000; HX-2000; R-1060; R-1050; Z-

10; Z-30; Z-45; Z-60; D-810; K-100; K-500; M-100; M-400, HX-3000 (proposed); MX-8000 (proposed)

The following scanners are now "obsolete" in that repair parts are *no longer available*, and the respective manufacturer will *no longer be able to repair them for this reason* (verified by the factory...):

Bearcat(Uniden)
BC-101; BC-210; BC-250, BC-220 (some parts)

Some discontinued scanners are still available from dealers still new in the box; you may therefore be able to get a great "deal" on these, but be aware that, if you have a problem at a later date, you may be unable to get your "bargain" repaired.

THOSE "OTHER" BRANDS

Radio Shack and other brand scanners are not listed because these makers frequently change their lines at will, often replacing them with new, updated models.

Radio Shack Maintains Cellular Privacy Stance

A recent call to Ed Juge, W5TOO, Director of Market Planning for Tandy Corporation, confirmed that company's rigid posture concerning monitoring cellular telephone conversations. Juge feels that there is enough similarity between a cellular phone and a home telephone that there is a reasonable expectation of privacy by the user.

Questioned further about the deletion of the cellular portion of the 800 MHz band on their new PRO-2004 scanner (which can be restored by cutting a diode; see April issue of MT, p. 28), Juge maintained that, while Tandy's

official position is that certain frequencies should not be available for uninvited monitoring, the company is aware of the competition and could re-evaluate their position in the future.

Asked about the facts behind a rumor that future production models of the PRO-2004 may have new circuitry which cannot be modified to restore cellular coverage, Juge said he could not comment. If such were the case, there would be no notification to prospective owners nor any obvious change in the serial number sequence.

Monitoring the U.S. Coast Guard

contributed by Tony Orelik
East Pittsburgh, PA

International Ice Patrol Broadcasts (USB, CW, RATT, FAX)

Freq (kHz)	Scheduled Time (UTC)
5320, 8502, 12750	0018
5320, 8502, 12750	0050
8502, 12750	1218
8502, 12750	1250
8502, 12748	1600

CG Ship and Shore

Coast Guard ships may use the following frequencies to transmit urgent and safety messages when required.

VHF/UHF AM	USB	VHF FM
121.5 MHz	2003	156.3 MHz (Ch. 6)
243.0 MHz	2638	156.5 MHz (Ch.12)
	2670	156.8 MHz (Ch.16)
		157.1 MHz (Ch.22)

Atlantic Area Broadcast Notice to Fishermen

BOSTON (NMF) Information pertinent to the 200 mile Fisheries Conservation zone (FCZ), including the location of fixed fishing gear, is broadcast by COMMSTA Boston.

8502 kHz at 1350, 2150 UTC

"YOUR EYES TO THE WORLD" M-800 FACSIMILE UNIT



At last an affordable facsimile system that opens the exciting world of shortwave and satellite facsimile reception!

- Worldwide press and wire photos.
- Weather maps and charts.
- All marine weather services.
- Military & government FAX
- Prints all speeds and IOC's, AM/FM in black and white or 16 gray shades.
- Uses inexpensive Epson™-type dot matrix printers.
- Prints on inexpensive plain paper.



"HOW TO RECEIVE FACSIMILE (FAX)
ON YOUR SHORTWAVE RADIO"

Send SASE now for your free copy!

M-800 Facsimile Converter
Introductory price \$499 (+ S&H)

Printer not included.

UNIVERSAL SHORTWAVE RADIO

1280 Aida Drive
Reynoldsburg, Ohio 43068
Toll Free: 1 800 431-3939

Cuban Satellite TV

Cuban television has finally reached the satellite age. A recent article for the *Gramma* by Gustavo Robeno indicates that the Cuban TV network ICRT is now broadcasting through the Gorizont 4 satellite at 14° west. Downlink frequency is 3825 MHz.

According to Mr. Robeno the broadcast will seek to reflect Cuban reality in its different manifestations. The theme song by Pablo Milanes was written especially for the broadcast. Initially there will be three hours of programming three days a week (Friday-Sunday) from 2300-0200 UTC. Programs will include news, entertainment, cultural events, sports, and music.

Using the Gorizont 4, the broadcast on channel 11 should be visible from the eastern part of North America, the Caribbean, South America, Africa, and Europe. "Program material will be selected mainly from current broadcast by Cuba's two TV channels," Mr. Robreno said.

TVRO equipped *MT* readers might want to check out their reception of the Gorizont 4 utilizing Cuban TV as a marker. Many thanks to our friend at CNN for this information.

In the Ole Mailbag

VHF/UHF Satellites:

Lloyd Scott in Bartow, Florida, has been hearing some satellites on his Yaesu FRG-9600. Below is a summary of what he has been hearing.

UTC	MHz		
<u>3/8/87</u>			
0520	137.500	Weather Fax	NOAA sat
0535	253.750	Data	Flsatcom
0545	262.505	Continuous Tone	Fltsatcom
<u>3/11/87</u>			
2140	261.675	Phone patch	Fltsatcom
2150	261.900	"Fire control" wkg aircraft-- "Fox Tango"??	Fltsatcom
0100	150.000	Data	Soviet Cosmos Navsat
0120	149.940	Data	Soviet Cosmos Navsat

Congratulations, Lloyd, on finally hearing some sats. I told you we all weren't imagining things!

Michael Rooksberry has been doing some more UHF military aero listening in his area of Michigan and presents the following list:

251.8	Military A/C very active
385.7	Camp Graylin AAF, MI
287.5	MIANG-Selfridge
238.9	Mil A/C activity [Aerial Refueling Track 109H Pri - lvh]
259.3	KI Sawyer AFB [Approach/Departure Control - lvh]
292.0	Unknown [Autovon wideband channel AF - lvh]
228.7	NORAD [Incognito callsign? - lvh]
301.5	SAC Wurtsmith AFB

370.8 Military A/C very active [I am very interested in this one, Mike. It is one of my unknowns; how about some more information, call signs, etc.]

Nice list, Mike, and keep us posted on 370.8.

A reader in Illinois who would rather remain anonymous sent along several loggings of telemetry on 19.954 MHz. These transmissions come from the Cosmos 1466 satellite, an add-on space module that has been docked to the Salyut 7 space station. By the time this reaches print there should be one of these modules docked to the MIR space station, so check 19.954 as a beacon for voice comms on 143.625 MHz.

Bob Kelty has sent along some information to fill in the holes I mentioned in the March *MT* in the 225-400 MHz band:

256.3	Air-to-air tactical (service not specified)
274.9	Clearance delivery, MCAS, Tustin, CA
293.3	Oakland center FAA
319.5	Air-to-air refueling, USAF
343.5	Air-to-air refueling chan.2, designator 21, back-up to 396.2 USAF
360.5	Air-to-air refueling, USAF

Thanks a bunch, Bob. I recently received a new AP-1B flip supplement and it shows some of the aerial refueling channels in there as well as some other new channel allocations. I will send a by-frequency list to Bob real soon for publication and hope that it helps some of our other mil aircraft listeners list to tanker operations.

Monitoring the Voyager

Jack Sullivan recently dropped a note to say that he did not see any advance press in *MT* regarding the Voyager flight and the frequencies they used. That's right, Jack; in this business of satellite listening there are no schedules or constant frequencies that a particular activity adheres to.

Satellite listening is just like utility listening--catch as catch can. The Voyager people were paranoid about handing out any frequencies due to possible jamming from hams (their quote, not

mine!). As it turned out it didn't do them much good on HF as I heard several idiots (my term) jamming their comms. A real sad state of affairs, too.

The best I can tell all of you about monitoring satellites is to monitor, monitor, and monitor some more. The satellites are there--you have to be patient. Next month I will start a series in *MT* for the beginner on monitoring satellites. Be sure to catch it.

Jack would like to correspond with others who share his interests; these include military satellites of all types, federal government monitoring, space, VHF/UHF military comms, propagation (skip, etc.) and complex comm systems. You can write to Jack Sullivan, P.O. Box 701, Franklin Park, NJ 08875.

Speaking of the Voyager, Ken Bowles in Union, Missouri, has gotten a Voyager QSL card. Unfortunately, I did not receive an address for reports. If Ken would be so kind as to drop me a card, I'll print the address here in *SFS* for others that want to QSL this historic mission.

Zel Eaton also monitored the Voyager mission. He reported that 8820, 6640, 6550, and 5469 kHz were in use by the crew. He also indicates that they may have worked WOM (Maritime Coastal Station) on channels 417 & 805. Zel also notes that they ran a comm check with Offutt on 262.550/296.150 through the Fltsatcom.

Zel has also included the following frequency list for NE Missouri mil aircraft activity:

311.0	SAC Airborne command post primary
321.0	" secondary
255.4	" [UHF Flight Service Stations - lvh]
381.3	" [USAF TAC 'Golden' - lvh]
342.5	Offutt Metro
383.2	Scott AFB Ops
235.1	Refueling [AR-16 refueling track-primary-lvh]
319.9	"Hawkeye 41" [K.C. ARTCC-Quincy sector-low alt-lvh]
252.1	Aerial refueling [Prob 442 TFW in KC, Mo-lvh]
269.3	Kansas City center [Kirksville sector-high alt-lvh]
260.2	Refueling [AR-100 refueling track-primary-lvh]
370.9	Kansas City center [Kirksville sector-low alt-lvh]
248.2	Simul with 120.0 in Columbia, MO; app/dep control
340.0	Offutt [What are you hearing here, Zel?-lvh]

Nice list, Zel, and I hope you can report some TVRO transponder-by-transponder, satellite-by-satellite listing with that new dish very soon. ▶



The Search for Soviet Space Event Support Ships

by John Biro

I would like to thank Spence Taylor, Utility editor, ASWLC, for the pictures of the Soviet spacecraft on display at the Russian pavilion at EXPO. Spence, don't be surprised where they will show up next--hi!

New Satellite Frequencies

Some new satellite frequencies have come to life in the last couple of weeks. I have found what appears to be a new USAF channel on 138.375. This satellite appears to be geostationary and has a tentative bearing from John Biro in Massachusetts of 135 degree azimuth, 22 elevation. John and I both heard what sounded to be amplitude compandered side-band (ACSB) on this channel. There are three new satellite assignments here that do not appear in the unclassified IRAC files:

138.350	USAF Space
138.360	USAF Space
138.375	USAF Space

Any help by MT readers on watching these would be appreciated.

Also what appears to be a new downlink from what could be a new constellation of Soviet EW satellites (possible Volna link) has appeared on 294.825 MHz. This one really bears watching for those of us on the east coast.

Another new interesting frequency is 142.975 MHz. This frequency has only given up on/off type keying in the NBFM mode. It appears that it might be coming from the MIR or at least from an orbiting type spacecraft.

MT readers are invited to send in your loggings on these and any other satellites (please include pointing data on geostationary satellites) and mil aircraft frequencies to

The Soviet Union operates a large number of SESS (Space Event Support Ships) which provide worldwide spacecraft and satellite tracking/recovery capability.

The Soviet policy of using sea-based support tracking ships is in contrast with that of the U.S. policy of using the older ground tracking station and the present satellite network known as TDRS (Tracking and Data Relay Satellite).

The SESS ships are listed in Larry Van Horn's *Communications Satellites* but, to date, I have not seen a list of call signs for the ships nor whether communications was only via satellite or of HF is used. I had a gut feeling that there had to be an HF backup so the search for the SESS started.

The Search Begins


Friday, 16 January 1987

The *Progress-27* cargo ship carrying expendable materials for the Soviet Space Station *MIR* was launched. A mission was on its way, so I started looking for the SESS. Rumor had it that the Soviets had a TDRS-like relay satellite ready and would not need the SESS.

Monday, 26 January 1987

A report was given that the *Kosmonavt Viktor Patsaev* was seen sailing out of the Black Sea, probably for the coast of Gibraltar. This was the only SESS that I had been able to

the address in the masthead. If you would like a reply please include an SASE. 'Til next month, best of 73s to all. ■



Soviet ship Kosmonavt Komarov

find out about, but it is normal procedure for a recovery ship to be in this area in case of early deorbiting.

The NASA Orbital Element set arrived and showed that the orbit of *MIR* had been altered by about 16 km; this would make it possible for a Saturday morning launch the 31st of January.

Saturday, 31 January 1987

Radio Moscow announced that the booster rocket that would launch two cosmonauts on a flight to the orbiting *MIR* space station had been fueled for liftoff. A news report from British TV the previous evening said that a Soviet Proton launch over the weekend failed because the final stage did not ignite. It was believed that this was to be a TDRS type comm sat for the *MIR* station.

A new satellite was required as *Cosmos 1700* had failed and was drifting in orbit; this would mean that an SESS would have to set sail for the North Atlantic. Radio Moscow announced that the Cosmonauts were "praying" for the launch, especially for help on non-standard events, but there was no launch.

Thursday, 5 February 1987

The launch was covered "live" on Moscow TV and as 21:38 UTC *Soyuz-TM2* was on its way to dock with *MIR* late Saturday. During the live coverage they showed FCC (Flight Command Center, equal to our Mission Control), revealing a tracking map with the first orbit and range circle of all the tracking stations.

I quickly put the videotape into stop

motion and looked at the frozen picture. Horrors! There was no tracking circle near Sable Island; in fact, there were no range circles that were sea-based. Would I get a chance to locate the SESS?

Saturday, 07 February 1987

The link-up of the two Soviet cosmonauts was shown live on TV; a new picture from the Freeze Frame Trick still failed to display sea-base range circles around Sable Island. It looked as though the old SESS relay would not be used for this mission; worse yet, there would be no communications easily monitored from the *MIR* on 143.625 MHz.

Minutes ticked by, then the squelch of my radio broke with a Russian voice! The FCC map had not shown the SESS, but they had to be there. The search went on, and looking over the RTTY data it was hard to tell because Russian words seem to be spelled differently, and I could not be sure.

Then my first break. I received a listing of callsigns for several of the SESS (see Table-1) and knew what callsigns to look for. Would communications between FCC and the SESS be on HF or satellites? I decided that the SESS would at least use HF marine frequencies for telex messages, so this is where I started the search.

Friday, 27 February 1987

At about 0400 UTC a RTTY message was intercepted on 8356 kHz (50/170/N) "UUYG DE UKFI NIL SK.....+ Z K + K SK... S SK.."

VOYAGER
"The Last Plum"
Heading For Home, December 23, 1986

DEAR RONALD

THIS WILL CONFIRM YOUR
RECEPTION OF VOYAGER COMMS
DURING THE WORLD RECORD
FLIGHT DECEMBER 14-23, 1986
THANKS FOR YOUR INTEREST
AND SUPPORT OF THE
VOYAGER PROJECT
BEST REGARDS,

Joanna Jeary

DICK RLT

Omnibus 1880s
USA 1r

POST CARD
Address

RONALD ROMBERGER
P.O. BOX 211
MYERSTOWN, PA
17067-0211

Ronald Romberger of Myerstown, PA, also received a QSL from Voyager, which he had reproduced to share with us.

I checked my list. Yes, it is the *Yuri Gagarine* calling an unknown ship! I did not hear a reply and the frequency went silent. I now knew where to look.

Then a big break: a block *Kriptogramma* message was addressed to five of the SESS. I had read that a typical mission had four to five ships--there could be more but most likely I had the list (see Table-1). The message started: "KRIPTOGRAMMA= USYY UUVO UUYZ UUYG 4/+ UKFI="...

Thursday, 05 March 1987

RTTY was intercepted on 6267.28 kHz at 0330 UTC. Not all messages use call signs -- in fact few do. I was very lucky to catch these interceptions, but would I copy the name of the ship to confirm the name/call sign list?

Then came another *Kriptogramma*, this time to the *Kosmonaw Vitor Pacaev*. I had seen these names before but, because of the strange spelling, I had passed it off as wishful thinking.

"KRITOKAMMA NIS KROWI48 4343+ NIS KOSMONAWT WIKTOR PACAEW="... Russian words are not spelled the same as in English; in the name of the SESS *Kosmonavt Viktor Patsaev*, note the use of a "W" for the letter "V" and the use of the letter "C" for "TS."

Ship Assignments


The *Kosmonavt Yuri Gagarin* and the *Adakemik Sergey Korolev* operate in the Atlantic Ocean and most likely the *Nevel* in the South Atlantic to provide reliable communications throughout the mission.

The *Kosmonavt Vladimir Komarov* (UUVO) has an unusual hull and massive radomes enclosing its antenna arrays. The horn-like mast-mounted devices are actually antennas. It has been reported to use the Molniya 1 relay satellite which is mutually visible between the ship and the Soviet Union.

The *Kosmonavt Yuri Gagarin* (UKFI) is one of the largest of the SESS. It was built in Leningrad in 1970 and was designed to operate away from home base for up to six months. It is equipped with a library containing about 10,000 books, a theater that holds 300 people, nine elevators, three swimming pools, and a sports hall big enough for a football game!

It is very impressive looking and is loaded down with radomes and from 100 to 130 antennas including several big dishes. The first of the two smaller dish antennas (just behind the bridge) is typically used for Molniya communications; the other one of similar size was intended to make trajectory and orbital measurements.

The two larger dishes were originally used for deep space work. Computer control allows for automatic tracking of satellites even during Force 7 storms.



Soviet support ship Yuri Gagarin

These ships are operated by the Civilian Research Institute.

Monitoring the SESS

The SESS use HF RTTY (mostly 50/170/N) monitored around 6267 and 8356 kHz, with most of the activity from 0000 to 0400 UTC. The messages are varied in format including simple telex, cyrillic, strange spellings, *Kriptogramma*, etc. Once in a while without warning the baud rate will be changed to 100/170/N.

The Russian ships are about the only ones not using SITOR and ARQ and, with the 170 Hz shift, they are easy to find. Table-1 gives typical spelling of the ship names and call-signs which will be recognized.

The *Yourii Gagarine* (yes, yet another spelling!) is stationed off the coast of Sable Island and the *Kosmonavt Viktor Patsaev* is off the coast of Gibraltar. The *Nevel* was seen in port in Brazil in early January, so it is probably off the coast of South America. The Flag Ship *Kosmonavt Vladimir Komarov* and UUYG positions are unknown at this time.

When you monitor one of these vessels check out the time and frequency, then compare it with normal radio propagation (or with computer programs like "MIN-MUF") to compute the possible communications window with *MIR* or for best band conditions for communication from one SESS to another. ■

Good Reference Material:

Communications Satellites by Larry Van Horn. Grove Enterprises.

Soviet Naval Developments, by The Nautical and Aviation Publishing Company.

From the Government Printing Office [Part 1 and 2 are no longer in print]

Soviet Space Program 1966-70, Part 1.

Soviet Space Program 1976-80, Part 2. Manned space program.

Soviet Space Program 1976-80, Part 3. Unmanned space activities

Table - 1

Name of Ship	Call Sign
KOSMONAVT GUEORGY DOBROVOLSKY	UZZV
KOSMONAVT IOURII GAGARINE	UKFI
KOSMONAVT KOMAROV	UQBV
KOSMONAVT PAVEL BELIAEV	UTDX
KOSMONAVT TITOV	UOMW
KOSMONAVT VIKTOR PATSAEV	UZZY
KOSMONAVT VLADIMIR KOMAROV	UUVO
KOSMONAVT VLADISLAV VOLKOV	UIVZ
KOSMONAVT/USJE	USJE
KOSMONAVT/USRG	USRG
AKADEMIK SERGEY KOROLEV	UISZ
AKSAY	UQRX
BEZHITSA	????
BOROVICHI	UVAU
KEGOSTROVE	UKBH
NEVEL	UUYZ
RISTNA	UKHL
MORZHOVITS	UUYG

Is It Secure?

The accompanying photo shows the seal which is placed on radios designated "secure" for the President of the United States. The system is installed and maintained by the National Security Agency (NSA).

(Photo by Anthony Trollope, London, Ontario)



THE HISTORY CONTINUES - Developments in the late 1920s

As we mentioned in the March installment, the '20s brought radio's coming-of-age in terms of technical achievement in general and amateur radio in particular. CW replaced spark and the ideas of Deforest, Armstrong and Reinartz became the designs of choice in equipment.

Of course there were operating triumphs, too. DX and regular communications across the oceans were possible mostly due to Armstrong's receiver designs. And radio shorthand ("QST English") became the international language of amateurs (vy for very, the Q signals, etc.). The world did not speak English, but the amateurs were all speaking the QST brand of radio "pidgin English"!

In 1924, the U.S. authorized a few amateurs to experiment with short waves in the area of 80, 40, 20, and 5 meters (which soon were to become the official ham bands). The result was the greatest discovery in the history of radio!

Why was it great? Because all the electrical engineers and physicists and knowledge at that time said it wouldn't work!

This is a common phenomenon in science and engineering, especially in the academic world which often asks "why?" instead of "why not?" But the amateurs, stuck with frequencies lower than 200 meters, had nothing to lose and, by perseverance, continuing experimentation, and maximizing equipment design (plus a lot of help from the little understood ionospheric layers), they succeeded far beyond their hopes and expectations.

It was hard to convince most amateurs that short waves were useful; they, too, had their doubts. But the 100 meter transoceanic two-way QSOs of 1923 and 1924 were the final proof and amateurs quickly started the move "down the DX."

The next big discovery was that transcontinental DX could be worked on some of the new short-wave bands in daylight! Amazing! Then they did it across the oceans, too! Staggering! Within a very short period, many amateurs were working great DX 24 hours a day using 40 and 20 meters.

Some amateurs tried to figure out why this all worked. Several learned academics and scientists advanced good theories and were in the ball park, but John Reinartz, an amateur, came closest to describing what we know today about the ionospheric layers.

With all the international amateur radio activity and DXing, the International Amateur Radio Union (IARU) was formed in 1925 and has been a force for amateurs ever since in international radio lawmaking.

On the technical front, the second half of the '20s was as prolific as the first half. Many improvements were made and experiments resulted in designs still in use today.

Amateurs were given the 10 and 3/4 meter (420 MHz) bands and much good work was done there. They quickly learned that DX below 10 meters did not improve.

Tetrode tubes (with screen grids) were developed as were "AC" tubes which deleted the need for "A" (filament) batteries. Using crystals for transmitter frequency control really improved signal stability. Bandspread controls and AF selectivity improvements in receivers improved reception.

High frequency power tubes were developed, modulated RF amplifiers and buffer amplifiers became accepted designs, and high quality modulation (100%) was developed for 'phone work. More efficient antenna coupling and the directional possibilities of antennas were learned.

All this technical advancement led to much better operation and reduced the band space requirements for each signal. All in all, it was a great period of learning and development.

Next Month: The real radio laws arrive.

AMATEUR RADIO CLUBS - A Great Resource

If you have been regularly reading the history segments you will have noticed the impact of the social side of hamming. This social trait really shows up at ham clubs, a great place for education and enlightenment.

For the beginner they are a fantastic resource; it's very hard to have a problem that hasn't already happened to someone else who will be glad to tell you how he solved it. Most clubs also have a broad enough membership that the answer to any technical or operational question can be provided by someone present at any meeting.

Clubs have personalities, too. Some are people-oriented, some are technically-oriented and others are project- or subject-oriented. And some clubs are all these things and more.

No matter what your interest or disposition, you can find a club to suit your tastes. If you're out in the "sticks," you can often join a club in the nearest city, picking one with a good newsletter and following along by mail. If they have a special event (contest, field day or hamfest) you can make the trip and participate directly. No matter how you do it, it's usually fun.

In areas of large population you will often find many clubs to choose from. In such cases, you should spend a few months visiting all of their meetings. Most likely you will find one that fits like the proverbial "old shoe," join it, and pay dues happily ever after!

SWL's are welcome at most ham clubs and many clubs allow anyone who "has an interest in amateur radio" to join. If you like to monitor hams, you might consider checking out the local club(s) and see if you're welcome. It can be a lot of fun for you, too!

Not all activities are directly club-related. In Seattle, there is a restaurant (open 24 hours a day, seven days a week) which has what is called the "W7" room (the state of Washington is in the seventh amateur district). There are over 15 clubs in the greater Seattle area, but the W7 room is open to all hams and on any given day you can show up for lunch at noon and dine with 10 to 20 hams from all over the area! What a great way to keep in touch with fellow hams.

The purpose of all this comment on clubs is to get you interested in joining a local club or, if there aren't any, in starting one! It's not all that hard. Both the ARRL and 73 magazine have information which is very helpful. Write to them and they will send it to you. (ARRL, Newington, CT 06111; 73 magazine, P.O. Box 931, Farmingdale, NY 11737 - ask for July 1986 issue #310.)

Get with it and join in the fun. See you at the club!



ham radio
Amateur Radio's
State-of-the-Art Publication

Try a subscription to Ham Radio Magazine for one year for just \$19.95. SAVE \$3 off the regular Ham Radio subscription rate of \$22.95 and \$10 off the newsstand price

Ham Radio gives you more technical articles and the very best technical articles of the Amateur journals. Transmitters, receivers, antennas, as well as state-of-the-art design theory and practical articles. Ham Radio has got it all! In May there's our annual Antenna Issue — chock full of all kinds of antenna design ideas and projects. November brings the Receiver Issue — the very latest in receiver technology for the Radio Amateur. Many consider these two issues alone worth the price of a year's subscription.

And there's more! Monthly columns by: Joe Carr, K4IPV on the ins and outs of repairing and troubleshooting your radio; Bill Orr, W6SAI on antennas and antenna technology plus a lot more; noted HF/VHF operator and DX'er Joe Reisert, W1JR's world of VHF and UHF technology; Ernie Guerri, W6MGI on new trends in electronic technology; our own investigative reporter, Joe Schroeder, W9JUV with Presstop, your inside view to what's going on in the world of Amateur Radio; and noted government propagation expert Garth Stonehocker, KØRYW on propagation.

There's even more — but you'll have to get a subscription to find out what it is.

Fill out the coupon today and send it in before you miss another issue! Remember — you not only get Amateur Radio's finest magazine, you also SAVE \$3.00 off the regular rate

Special Trial Subscription
Save \$3.00 off the regular rate of \$22.95/year

JUST \$19.95
Prices US Subscriptions only

Sure I'll give Ham Radio a try. Sign me up for a one year subscription Just \$19.95 for 12 issues. That's a \$3 savings off the regular rate of \$22.95

Start my New Subscription

Payment Enclosed Charge to MC VISA

Card Number _____ Expires _____

Signature _____

Name _____

Address _____

City _____ State _____ Zip _____

ham radio magazine, Dept. MT, Greenville, NH 03048

BITS AND PIECES

Tiare Publications (P.O. Box 493, Lake Geneva, WI 53147) recently announced the availability of *The World Ham Net Directory* by Mike Witowski (see review in this month's "Library Shelf"). It lists 300 special interests ham nets world wide covering a myriad of subjects. The author also wrote the hamband DXing chapter in *Shortwave Listening with the Experts*.

There is a net for every interest, and if you are interested, you should have this book (\$9.95 plus \$1.00 shipping in US, plus \$2.00 elsewhere, available directly from the publisher).

Speaking of books, Stu, W2LX, VP of Radio Publications, sent me a copy of the *Interference Handbook* (\$9.95 plus \$1.00 shipping from Radio Publications, Inc., P.O. Box 149, Wilton, CT 06897). This is a "must have" book for anyone who

listens to or transmits on radio, TV, etc., especially in the urban environment and for mobile operation.

Without a doubt, interference is the Murphy's law of hamming and SWling ("If it can happen, it will happen!). Pick up a copy of this book at your local ham or book store or order it directly from the publisher. You'll be happy with it and your neighbors will love you for it!

I was watching Russian television recently (Channel TV-1, Moscow, February 20, 0835 Moscow Time) and on the program "Youth and the World," I saw V.A. Shcherbakov, UA3ASL (RA3ASL?), interviewed regarding the fun of hamming in the USSR. His station was located in a small room with a window, and the walls were covered with QSL cards and a world map (in English and Russian). In fact, it reminded me of my own shack at age 15!

The QSL's included many from the U.S. (W5s, 6s, 3s, 2s, 7s, were

noticed). OH0BEs picture QSL card caught my eye and I would have missed the rest of the show if they had not panned away from it. I would like to have an eyeball QSO with her! (No, I don't speak Finnish, but I would sure like to give it a try!)

The discussion dealt with call signs, QSL cards, rag chewing, contests, and the fun of doing all those things.

The interviewer managed to insert one point about world peace and the horrors of nuclear testing (complete with a picture of a test shot at Bikini), but otherwise it was a very non-political interview. It was obviously aimed at promoting amateur radio for young people in the USSR (TV-1 channel is seen all over the country, not just in Moscow).

The gear looked homebrewed (except for one item) and looked very well built. The transceiver resembled an R-390, but there was never a good enough closeup to see the details. I suspect it was a tube rig.

All in all it was a most interesting segment. It's too bad we can't get similar spots about amateur radio on TV here in the U.S. Of course, the networks here have more choice as to what they present!

COMING UP: In the next few months we will be discussing the long and short of DXing (June), a two-part piece on packet radio (July and August) and in September we will discuss contesting.

We have only five more segments on the history of amateur radio, including a wrap-up. After that, the main subject section will expand and we'll have more "Bits and Pieces."

I really appreciate your letters; as you have seen, I include them when they contain good information of interest to all or questions of interest to others. I do want this column to contain dialog. So, to put it simply, keep those cards and letters coming! ■

CONVENTION CALENDAR

Date	Location	Club/Contact Person
Apr 3-5	Visalia, CA	Cal State-Int'l DX Convention/Len Gerald K6ANP 9705 Old Redwood Hwy, Penn Grove, CA 94951
Apr 4	Rochester, MN	Rochester ARC/ Bill McGurk WB0YEE 2253 Nordic Ct., NW Rochester, MN 55901
Apr 4-5	N.Little Rock, AR	Delta Division Conv/ Wayne Mahnker WA5LUY 8 Canyon, N.Little Rock, AR 72116
Apr 5	Charleston, WV	Charleston ARC/ William Kibler Jr K8WMX 182 Monterey Dr, St. Albans, WV 25177
Apr 5	Willingboro, NJ	Willingboro ARG/ Jose Alvarez K2KMO 1343 Thornwood Dr, Mt Laurel, NJ 08054
Apr 5	Grosse Pointe, MI	SE Michigan ARA/ Richard Ward KC8OH 22434 Melrose Ct, E.Detroit, MI 48021
Apr 10-12	Kansas Cty, MO	Missouri State/ Chuck Miller WA0KUH 7000 NE 120th St, Kansas City, MO 64166
Apr 11-12	Trenton, NJ	Trenton State College ARC/ Allen Katz Dept.Elect.Eng., Trenton State College ARC Trenton, NJ 08650-4760
Apr 11-12	Alexandria, LA	Central Los Angeles ARC/ Ed Crump KB5CX P.O. Box 31, Alexandria, LA 71309
Apr 12	Raleigh, NC	Raleigh ARS/ Chuck Littlewood K4HF 2005 Quail Ridge Rd, Raleigh, NC 27609
Apr 18	Marietta, GA	Kennehoochee ARC/ Dean Harris KD4BB 3478 Sabrina Ct, Marietta, GA 30066
Apr 24-26	Dayton, OH	Dayton Hamvention/ DARA Box 44, Dayton, OH 45041
Apr 25	Spokane, WA	Inland Empire VHF Rad Am/ Robt Spencer W. 3022 Francis, Spokane, WA 99205-7259
May 1-3	Fresno, CA	Fresno ARC/ Harry Billings WA6UOR 3912 N. Palm, Fresno, CA 93704
May 2	Owego, NY	STARC/ Mike Gruska, N2NW 3 Londonderry Lane, Owego, NY 13827
May 2	Cedarburg, WI	Ozaukee RC/ James Douglas Jr. KA9DDN 101 E. Clay St., Saukeville, WI 53080
May 2-3	Baton Rouge, LA	LA State Convention/ Rick Pourciau NV5A 879 Castle Kirk Dr, Baton Rouge, LA 70808
May 2-3	Greenville, SC	Blue Ridge ARC/ John Chism 203 Lanewood Dr, Greenville, SC 29607
May 3	Drexel Hill, PA	Delaware Co ARC/ David Tatum 10 Green Tree Lane, Malvern, PA 19355
May 3	Sullivan, IL	Moultrie ARK/ Vernon Jack K9SWY PO Box 143, Gays, IL 61928
May 3	Melville, NY	Suffolk Co RC/ David Potter W2GZD 51 Bayport Ave, Bayport, NY 11705
May 9	Duluth, MN	Arrowhead RAC/ Ron Carlson K0BR 5128 Wyoming St, Duluth, MN 55804
May 9	Flemington, NJ	Cherryville Rptr Assn/ Donald Mazak NR2H 2 Meadowrun Way, Flemington, NJ 08822
May 10	Medina, OH	Medina 2 Meter Gp/ Clarence Miller WA8JLA 620 Oak St, Medina, OH 44256
May 15-17	Broken Arrow, OK	Broken Arrow ARC/ Dave Cox NB5N 1812 S. Umbrella Ct, Broken Arrow, OK 74012
May 16	Godfrey, IL	Lewis & Clark RC/ Harold Elmore KC9GL 5203 Dixon Dr, Godfrey, IL 62035
May 16-17	Rochester, NY	Atlanta Div/NY State/ Harold Smith K2HC 153 Mason Ave, Rochester, NY 14626
May 16-17	Birmingham, AL	Birmingham ARC/ Dan Morgan KB4MDI 632 Stonehaven Dr, Birmingham, AL 35226
May 17	Tamaqua, PA	Tamaqua Trans.Soc./ Allen Breiner W3TI 212 Race St., Tamaqua, PA 18252
May 17	Athens, OH	Athens Co ARA/ John Cornwell NC8V 101 Coventry Lane, Athens, OH 45701
May 17	Wabash, IN	Wabash Co ARC/ Donald Spangler 235 Southwood Dr, Wabash, IN
May 17	Old Brige Twp, NJ	Old Bridge Radio Assn/Chris Mohr N2DHN 50 Harrison Place, Parlin, NJ 08859
May 17	Randolph, OH	Portage ARC/ Joanne Solak KJ3O 9971 Diagonal Rd, Mantua, OH 44255
May 17	Wrightstown, PA	Warminster ARC/ Frederick Reichert KA3BET 1062 Quarry Hall Rd, Norristown, PA 19403
May 17	Old Westbury, NY	Long Is Mobile ARC/ Henry Wener WB2AW 53 Sherrard St, E Hills, NY 11577
May 17	Knoxville, IL	Knox Co ARC/ Ketih Watson WB9KHL 119 S. Cherry St. 3, Galesburg, IL 61403
May 17	Kankakee, IL	Kankakee ARS/ Frank DalCanton KA Rte 1 Box 361, Chebanse, IL 60922
May 23	Columbia, MO	Central MO RA/ Joyce Maggi KA0KSL Rte 10, 4 Bon Gor Ct, Columbia, MO 65202
May 23-24	Knoxville, TN	RAC of Knoxville/ George Nichols 12434 Buttermilk Rd, Knoxville, TN 37932
May 24	Ephrata, PA	Ephrata ARS/ Randy Maurer WA3HLP 1655 West Main St, Ephrata, PA 17522
May 24	Roanoke, VA	Roanoke Valley ARC/ Ronnie Bratton KA4YUY 205 Wentworth Ave NE, Roanoke, VA 14012
May 29-31	Sioux City, NE	Siouxland ARA/ Dick Pitner 2931 Pierre, Sioux City, NE 51104
May 29-31	Seaside, OR	Oregon State Convention/ Randy Stimson KZ7T 9890 SW Inglewood, Portland, OR 97225
May 31	Newington, CT	Newington ARC/ Joel Kleinman N1BKE Newington, CT 06111
Jun 5-7	Arlington, TX	Texas State/ John Fleet WA50HG Box 25028, Dallas, TX 75225
Jun 7	Salina, KS	Central Kansas ARC/ Jim McKim 1404 S. 10th St, Salina, KS 67401
Jun 7	Erlanger, KY	Northern KY ARC/ John Thernes WM4T 60 Locust Ave, Covington, KY
Jun 7	Rome, NY	Rome Radio Club/ William Effland Rte 233 Box 157, Westmoreland, NY 13490
Jun 7	Manassas, VA	Ole VA Hams ARC/ Art Whittum W1CRO 12212 Woodlark Ct, Manassas, VA 22111
Jun 7	Muncie, IN	Muncie Area ARC/ Harvey McMath WB9SYL PO Box 2283, Muncie, IN 47302
Jun 7	Pittsburgh, PA	The Breeze Shooters/ Wm Kristoff Jr N3BPB 205 Twin Oak Dr, Wexford, PA 15090
Jun 7	Akron, OH	Goodyear ARC/ D.R. Buckwalter KC3CL Akron, OH 44316
Jun 13-14	Albany, GA	GA State Convention/ John Crosby K4XA 2506 Devon Dr, Albany, GA 31707
Jun 13-14	Hays, KS	Hays ARC/ Robert Pletcher NN0N 1104-C East 17th St, Hays, KS 67601
Jun 14	New York, NY	Hall of Science ARC/ Stephen Greenbaum 85-10-34 Ave, Jackson Heights, NY 11372
Jun 14	Willow Spgs, IL	6 Meter Club of Chic/ Jim Novak WA9FIH 2337 So.6th Ave, No. Riverside, IL 60546
Jun 20	Cortland, NY	Skyline ARC/ Billy Williams N2AGF Cortland, NY 13045

MONITORING TIMES IS HAPPY TO RUN ANNOUNCEMENTS OF RADIO EVENTS OPEN TO OUR READERS. Send your announcement at least 60 days before the event to: Monitoring Times Convention Calendar, P.O. Box 98, Brasstown, NC 28902.



New Low-End Scanner from Regency

Regency Electronics has announced the next step up in the low-cost R series of programmable scanning receivers. The R1090 adds a number of advanced features not found in earlier 1040-1075 models, including 45 memory channels, automatic weather scan and priority.

Frequency coverage is 30-50, 144-174 and 440-512 MHz, read out on a fluorescent display which also conveys other status messages. Memorized channels may be sequentially scanned or grouped into four banks. Additional features are fast/slow scan speed, capacitor memory backup (no battery required) and channel lockout.

The R1090 comes with telescopic whip, AC cord and instruction manual. Its recommended retail price is \$239.95.

Hamtronics CA137-28 Weather Satellite Converter

Hamtronics®, Inc. recently announced a new receiving converter designed for reception of weather fax pictures transmitted from satellites operating in the 137 MHz band. Basically a modified version of their CA144 two-meter amateur converter, the CA137-28 Converter translates all signals received in the 136-138 MHz satellite band for reception on tunable 28-30 MHz wideband FM receivers.

To make the conversion in dial frequency, simply subtract 108.000 from the frequency you want to receive. The converter uses a low-noise front end to provide sensitivity of less than 0.2 uV; it operates on +13.6 Vdc at 30 mA.

The Hamtronics® CA137-28 Converter is available in three versions: a wired and tested version in the 4x4x2 inch cabinet, \$69; kit form, \$49; and a kit to build just the pc board module, less case, \$39. Shipping and handling is \$3.

Scanner Bookarama

Traveler's Frequency Directory

Second edition (61 pages, 6" x 9", paperbound; \$8 from Scan America, 430 Garner Drive, Dept. MT, Suffield, OH 44260-1557)

Intended for the interstate motorist, this handy mobile guide tells the user the frequencies to program as he travels from state to state. Since virtually all listeners in this category will be monitoring law enforcement, this is the book's emphasis.

Arranged alphabetically by state, lists include highway patrol channelization plans, ten codes, and even zone charts to help with programming within a given state.

Military Radio Systems (California)

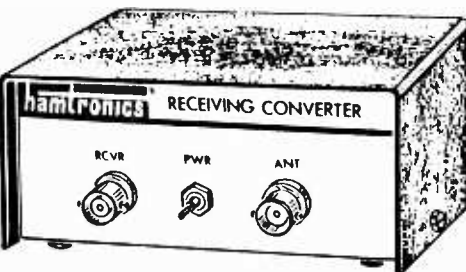
By Robert Kely (80 pages, 8-1/2" x 11", offset printed/stapled; \$10 from Mobile Radio Resources, 2661 Carol Drive, Dept. MT, San Jose, CA 95125)

Intended as a supplement for Kely's popular *Government Radio Systems*, this publication follows the same format and comprehensive quality. Listings concentrate on non-sensitive military base communications throughout the state of California.

Repeater input/output pairs are given as appropriate, even with tone squelch frequencies in some cases. Channelization plans are included. Because military frequency blocks are similarly shared nationwide, the guide is a handy reference outside California as well.

Scanner Master-- Maine, New Hampshire/Vermont

(Approximately 300 pages, 8-1/2" x



11", perfect bound; \$23.95 plus \$1.75 shipping from Scanner Master, P.O. Box 428 Dept MT, Newton Highlands, MA 02161; 617-653-9041)

Two new scanner directories from co-editors Edward Soomre and Richard Barnett reflect the excellence of their previous books. Excellent bold printing shows data arranged in convenient cross reference by city, frequency and service.

Contents are probably the broadest based to be found in any directory, including public safety, schools, sports teams, marine, aircraft, railroads, hotels, business, weather channels, amusement parks, government, amateur radio, and many more.

An introductory chapter provides system profile details for those who would like to know more about the planning that goes into major radio communications installations, and a handy reprint from the FCC shows frequency allocations for the services in low, high and UHF scanner bands.

Haruteq Scanner Book (Quebec edition)

By Bart Veerman (115 pages, 8-1/2" x 11", spiral bound; \$14.95 in Canadian funds plus \$3 postage from Haruteq, PO box 9268, Dept. MT, Stoney Creek, Ontario, Canada, L8G 3X9)

Arranged by cross-referenced frequency and location, the Haruteq guide profiles the entire province of Quebec and does it well. Major agencies like RCMP; Bureau of Energy, Mines and Resources; airlines and airports; public utilities; government and law enforcement.

Additional chapters feature hints for better listening including bandplanning, weather forecast interpretation, antenna measurements, interference, and repeater systems.

Scanner Radio Listings Cleveland/Akron/Youngstown edition

By Norm Schrein (8-1/2" x 11", 269 pages, perfect bound; available from Amateur Electronic Supply, 28940 Euclid Avenue, Dept. MT, Wickliffe, OH 44092)

Now that Fox Marketing has discontinued their local scanner directories (they had about three dozen), editor Norm Schrein has secured permission for private publication of his scanner monitoring database. Fox will continue to publish their new regional directories, however.

This first edition for Ohio follows the quality printing and binding of the previous Fox efforts; it is an updated version of a previous Cleveland directory, expanded to include Akron, Youngstown and bordering communities.

Traditional with the series, this newest directory is cross referenced by location, licensee, call sign, service, and frequency.

...And Other Books,

The World Ham Net Directory

By Mike Witkowski (28 pages, 8-1/2" x 11", spiral bound; \$9.95 plus \$1 shipping (\$2 foreign) from Tiare Publications, PO box 493, Lake Geneva, WI 53147)

No amateur or SWL with an inquisitive mind should be without this new directory from Tiare. Mike Witkowski has done an excellent job of compiling worldwide amateur radio networks to be heard between 3 and 30 megahertz.

Conveniently cross referenced by alphabetized name, frequency and time, "the directory lists many categories found on a scheduled basis--severe weather and emergency networks, Morse training, International Police Association, traffic handling, novice training, swap shops, veterans groups, RV service, Russian DX, maritime, religious--you name it, and you will find it!

This handy directory, combined with the ARRL net directory, provides a powerful monitoring tool for the HF ham bands.

Radio's First Two Decades

(63 pages, 6" x 9", paperbound; \$3.50 plus \$1 shipping from Cologne Press, PO box 682, Dept. MT, Cologne, NJ 08215)

Radio historians will delight in this excellent reprint of a 1942 book describing milestones in the evolution of commercial radio. Lavishly illustrated with historic photos (mostly from RCA and the Brown Brothers), the book describes the classical theories of radio wave transmission and how early experimenters coped with the phenomena.

Pioneers like Maxwell, Hertz, Marconi, Fessenden, DeForest, Edison, Fleming, and Armstrong are all referenced by their contributions. Written in a very easy-to-read manner, *Radio's First Two Decades* is an enjoyable and relaxing primer on our hobby. ■

MAGNE TESTS...

The Panasonic RF-B60 Portable

Back in the late 1970's and early Eighties, Panasonic was a name to be reckoned with in world band radio. Their pioneering RF-2800 was the first digital portable to hit the market, and it was so successful that until early this year a variant of it -- the GE World Monitor -- was still being sold. Other Panasonic gems of the period were the RF-2200, which came with its own rotatable antenna, and the RF-2900...an improved version of the '2800.

In fact, Panasonic's world radio design team did so well that they got promoted to another department to design computer hardware. Unfortunately, the new team didn't do as well as the first one did. So Panasonic faded into the background while firms, such as Sony, charged forward to fill the gap.

Now, it seems as if Panasonic is back with some really worthwhile short-wave products. We've looked at a couple of these recently, the most interesting being the compact model RF-B60.

It's always been part of Panasonic's "corporate culture" to avoid innovation and to concentrate, instead, on doing a slightly better job than the guys who got there first. It's not a very exciting philosophy, but it has turned Panasonic into one of the great names in electronics.

RF-B60 A Takeoff On Sony's Popular ICF-2002

The 'B60 fits right into the Panasonic mold. It's obviously a takeoff on Sony's ICF-2002 -- also known as the ICF-7600D -- which Sony came out with in 1983. It's tuning is fully synthesized, and the set's size, weight and features combine to make it ideal for traveling. But it does have a number of improvements -- along with some of drawbacks -- as compared with Sony's popular model.

The first and most notable improvement is in the tuning. The Sony has up/down slewing buttons, but no tuning knob. The Panasonic has both. The Sony tunes in 5 kHz increments, whereas the Panasonic tunes in either 5 or 1 kHz increments. The Sony uses slewing to leap from one band to the next, while the Panasonic has a more convenient pushbutton arrangement.

Programmable channel memories can be useful if you listen to certain stations regularly. The Panasonic has 36 of these, whereas the Sony has only ten. However, for shortwave the Panasonic has only nine, whereas all ten of the Sony's work on shortwave.

So the Panasonic's advantage is more apparent than real.

The Panasonic also has a little flip-up chart where you can mark down what stations are entered within each memory channel. With the Sony, you have to mark these down on a separate slip of paper or keep them in your head.

A signal strength indicator can be an aid in tuning, and also is nice to have for monitoring and logging. The Panasonic has a digital indicator with fifteen increments; the Sony has a single little "glow light" that is all but useless. On the other hand, the Panasonic indicator tends to overread, which makes it less useful than it could be.

Superior Audio Quality

But probably the biggest plus with the Panasonic is its audio quality, which is superior to that of the Sony. Even though the Panasonic has only a two-position switch for a tone control, it sounds quite pleasant on longwave, mediumwave AM, FM and shortwave. In fact, this little set sounds so good that you can but wonder what a set of bass and treble controls could have accomplished -- especially on FM!

There are some other refinements, too...two clocks instead of one, for example. Panasonic's warranty is two years, too -- twice as long as Sony's.

But there are some aspects of the Sony that will continue to make it preferable, especially for the DXer. For one thing, the Panasonic won't receive single-sideband signals, even though a brochure that comes with the set goes into some detail explaining single sideband. The Sony does receive single sideband. And Sony's selectivity is a bit tighter, too, although that on the Panasonic is well-suited to reception of ordinary international broadcasters.

Another small touch found on the Sony, but not on the Panasonic, is a separate clock display. You can read the time and frequency at the same time, as the set has separate displays for each. But the Panasonic displays the clock or the frequency, but not both simultaneously.

Otherwise, the two sets share much in common. Both have only fair field sensitivity with the built-in telescopic antenna, and neither has adequate dynamic range to operate successfully with a serious outdoor antenna. Also, neither has a dial light to aid in nighttime operation, and the clocks on both sets don't display seconds. Both read out frequencies to 1 kHz on an LCD.

For traveling, both have "lock" controls to prevent the sets from going on accidentally in your suitcase and running down the batteries. But the Panasonic's lock slider switch is right alongside the volume slider control. So we found ourselves switching that on and off accidentally at times.

Unusual Tuning Knob

Designers of portables try to keep protrusions to a minimum, as these tend to get hit and sometimes even knocked off while the set is being toted about. In this regard, the 'B60's tuning knob is interesting for two reasons. First, it appears as a conventional -- yet almost flush -- round knob on the front panel. But, in addition, it operates as a knurled control from the side of the set.

That's a clever approach to a very traditional control, although it would have worked a heck of a lot better if Panasonic had included a fast-tuning dimple on the front of the knob. The way it is now, you can't grip the side of the knob. Because it's recessed, you're stuck with having to turn it by pressing down hard on the knob's front surface -- hardly the ideal arrangement, and tiring, too.


The 1987 *Radio Database International* shows the Sony ICF-2002/ICF-7600D as listing for \$269.95 in the US. Not surprisingly, the Panasonic RF-B60 lists at the same price, to the penny.

The Bottom Line

The bottom line is that Panasonic's new offering is the better choice for the typical shortwave listener. It's a snap to operate and sounds darned good. By the same token, the Sony's tighter selectivity will continue to make it preferable for DXing. Hams and others tuning non-broadcasting signals have no real choice, as the Panasonic can't receive these sorts of signals intelligibly. ■

You can hear Larry Magne's equipment reviews and news, along with reports from *Radio Database International's* Don Jensen and Tony Jones, the first Saturday night of each month over Radio Canada International's "SWL Digest" at 8:00 PM Eastern Time on 5960 and 9755 kHz.

RDI White Papers providing in-depth "hands-on" and laboratory evaluation of a variety of tabletop receivers, plus a just-released 33-page report evaluating popular outdoor antennas, are now available for \$4 each postpaid in North America, or \$6 airmail worldwide, from *RDI* dealers worldwide, or direct from *Radio Database International*, Box 300, Penn's Park PA 18943 USA. A complete list of all available *RDI White Papers* may be obtained by sending a self-addressed stamped envelope to the same address.



Grove Used Equipment

First come, first served. All products subject to prior sale. Prices include 90 day limited warranty on used equipment and UPS shipping. For charge orders (minimum \$15) or C.O.D. call 1-704-837-9200. Send check or money order to Grove Enterprises, P.O. Box 98, Brasstown, NC 28902.

RECEIVING EQUIPMENT

Radio Shack PRO-2 Tunable/Crystal Public Service Receiver -

30-50 and 152-174 MHz AM or FM. Excellent with manual. Sell \$69.00.

Bearcat 350 Deluxe Scanners (3 in stock) -

50 memory channels, alpha numeric readout, excellent. AC cord, manual, whip, original box. Cost \$400, sell \$179.

Realistic PRO-2001 Programmable Scanner -

16 channels, low/high/UHF bands. Fair appearance, good working order. Cost \$400, sell \$79.

ACCESSORIES

InfoTech M200E Multimode Demodulator -

Morse (6-85 wpm), RTTY (60, 66, 75, 100 wpm), and ASCII, like new with manual and original box; cost \$400, sell \$199.

Heathkit HO-13 Ham Scan

(Panadaptor CRT spectrum display) adjusted for Icom R7000 (10.7 MHz IF); 700 kHz wide display. Very good condition with manual. Sell \$179.

Modublox 5/8 Wave Telescoping High Band Whip, BNC base.

Ideal for extended range on 2-meter handi-talkie or handheld scanner. Cost \$65, sell \$25.

Qume Sprint Daisy Wheel Printer;

Wide carriage, extra print wheels and ribbons; excellent. Cost \$2000, sell \$850.

InfoTech M200E RTTY/Morse Demodulator -

Morse (6-85 wpm), RTTY (60, 66, 75, 100 wpm), and ASCII, like new with manual and original box; cost \$400, sell \$199.

MFJ 722 Optimizer -

SSB/CW notch filter, like new. Cost \$80, sell \$49. Requires 12 VDC, (available for \$9.95).

HAL CWR6850 Telereader

(portable RTTY/CW terminal with built-in 'scope display) with keyboard, excellent with manual; 1-100 WPM Morse; 45, 50, 57, 75, 110, 300 baud RTTY; requires 12 VDC @ 1.7 A.; cost \$700, sell \$379. Regulated 12 volt power supply, \$15.

B&W FL 10/1500 TVI Filter

for ham or CB transceivers up to 1500 watts, like new with instructions. Cost \$45, sell \$29.

TEST EQUIPMENT

Telonic SM-2000 Laboratory Sweep Generator

with 4 plug-ins; LH-2 (0-100 MHz), S-4 (150-500 MHz), E-1 (500-1800 MHz), E-2M (600-2400 MHz). Very good condition with manual, \$1500.

TS-418BU Signal Generator,

400-1000 MHz, metered output, 0.2-200,000 microvolts; very good condition with manual, \$150.

TS-382/DU Audio Oscillator,

metered output, 20-200,000 Hz; good condition with schematic, \$75.

TOOLS

Waage RSP2-13-1 Solder Pot,

1200 watt, thermostat, 4" x 8" bath; very good condition; cost \$187, sell \$125.

Kester 63/37 Bar Solder,

32 one-pound bars, new. Cost \$320, sell \$250. Combination solder pot and solder, above, \$400.

ICOM R71A (HP)



High Performance World Class Receiver 100KHz-30MHz



EEB is ICOM's #1 R71A Dealer. R71A for the serious DX listener. We're the leader in R71A modifications.

SALE CALL

- 100KHz-30MHz
- Keyboard entry
- 32 Programmable Memories
- SSB/AM/RTTY/CW (FM Optional)
- Wide dynamic range
- Digital PLL Synthesized
- Memory scan
- Pass Band and Notch Tuning

ICOM OPTIONS

- CK-70: DC Connector Kit for External 13.8 VDC Operation (DC cord incl) **CALL**
- CR-64: High Stability Oscillator **CALL**
- EX-257: FM Unit. FM mode used only 29.5 to 30 MHz by amateurs. Some police. **CALL**
- EX309: Computer Interface Connector **CALL**
- EX310: Voice Synthesizer **CALL**
- FL32A: CW Narrow Filter (500 Hz) **CALL**
- FL44A: 8 Pole Crystal Filter (2.4 KHz) **CALL**
- FL63A: CW Narrower Filter (250Hz) **CALL**
- RC-11: Infrared Remote Control **CALL**

FREE: ICOM options will be installed at no additional charge with purchase of NEW ICR71A.

MEC-Commodore computer control Interface System. 705 Memories Auto Log. See our MEC Ads or call for more details.

INTRODUCTORY PRICE \$199.95
EX309 Required (Not included).

R71 (HP) High Performance. EEB has the reputation of excellence when it comes to R71A modifications. Many of our modifications are proprietary and not offered by any other source.

EEB now offers a package deal including our most popular option, it's known as the R71 (HP) High Performance, and includes the following:

1. 24 Hour bench test. Realignment for optimum performance and 6 month warranty. **COST \$40.00**
 2. Mechanical 2.4 KHz Filter replaces stock ceramic SSB Filter: improves SSB, ECSS, and Narrow sensitivity. **COST \$95.00**
 3. Front End Upgrade - Improves Dynamic range (Plus) preamp enable below 1600 KHz. **COST \$35.00**
 4. 4 KHz Filter replaces stock 6 KHz wide filter: improves AM Selectivity. **COST \$50.00**
 5. Audio output modification - increases audio output power, lowers distortion and widens audio bandwidth for pleasurable listening. **COST \$35.00**
 6. AGC time constant change decreases slow time and increases fast time constant. **COST \$35.00**
 7. Spike protection added, no need to spend \$30.00 for a wall plug-in spike protector. It's installed right inside where it is most effective. **COST \$25.00**
 8. Final alignment and over-all check out. **COST N/C**
 9. Installation of ICOM options purchased with your NEW R71A. **COST N/C**
- TOTAL COST OF THESE OPTIONS IS \$315.00**
Purchase the R71 HP and **SAVE \$115.00**
- R71 HP (MF) Mechanical Filter. **add \$200**
R71 HP (XF) 8 Pole, 2.4 kHz Xtal Filter **add \$250**
R71 HP (XFS) Super 2.1 kHz Filter. **add \$300**
R71A 24 hour tested no mods. **CALL**
FREE: One year Option-Purchase R71A from EEB (Call for Price) and you have 1 year to upgrade to the High Performance configuration.

ICOM R-7000



Commercial Receiver VHF-UHF 25-2000 MHz



Commercial quality scanning receiver. Same high quality as the world class R71A Receiver.

- 25-2000 MHz coverage
- Precise frequency entry via keyboard or tuning knob
- 99 Programmable memories
- Scan-Memory-Mode-Select Memory-Frequency
- 5 tuning speeds: 1, 1.0, 5, 10, 12.5, 25 KHz
- Narrow/Wide filter selection
- Memory Back-up
- Noise Blanker
- "S" Meter or center meter for FM
- AM, FM Wide, FM Narrow, SSB, CW

Watch for ICOM full page Ads for more details. EEB engineers are developing options for the enhancement of the R7000 performance-computer control video output, filter options and more. Call or Write for details.

SALE PRICE CALL

(24 Hour Tested)



ELECTRONIC EQUIPMENT BANK

516 Mill Street, N.E.
Vienna, VA 22180

Order Toll Free: 800-368-3270

Technical and VA Orders (703) 938-3350

YAESU FRG-8800

SAVE \$80

150 KHz-30MHz
NEW PRICE

CALL
LIST CALL



The FRG-7700 was a great receiver. Now the new generation FRG8800 takes you a step forward.

- CAT computer compatible
- 12 memories - scan- RIT
- Keyboard frequency entry
- Dual 24 hour clock timer recorder control
- Optional FRV8800 VHF converter 118-174 MHz \$99
- All mode AM - SSB - CW - FM
- Green LCD display
- 150 kHz to 30 MHz

EEB Exclusive Options

1. 24 hour bench test and complete realignment for optimum performance including double-extended warranty \$40
2. 4 kHz ceramic filter replaces 6 kHz AM Wide ceramic filter Installed \$50
3. 2.4 kHz mechanical filter replaces SSB ceramic filter Installed \$95

YAESU FRG9600

SAVE \$80



60-905 MHz
NEW LOW PRICE

CALL
LIST CALL

A premium VHF/UHF
scanning communications receiver.

- The 9600 is no typical scanner. And it's easy to see why.
- You won't miss any local action with continuous coverage from 60 to 905 MHz.
- Cable T.V. "Analyser." Check out everything on your cable.
- Satellite T.V. Analyser.
- You have more operating modes to listen in on: upper or lower sideband, CW, AM wide or narrow, and FM wide or narrow.
- You can even watch television programs by plugging in a video monitor into the optional video output. **\$25.00**
- Scan in steps of 5, 10, 12½, 25 and 100 KHz. Store any frequency and related operating mode into any of the 99 memories. Scan the memories. Or in between them. Or simply "dial up" any frequency with the frequency entry pad.
- Plus there's much more, including a 24-hour clock, multiplexed output, LCD readout, signal strength graph, and an AC power adapter.



ELECTRONIC EQUIPMENT BANK

516 Mill Street, N.E.
Vienna, VA 22180

Order Toll Free: 800-368-3270

Technical and VA Orders (703) 938-3350

FINAL CLEARANCE!

Signal Amp (PRE2) -

1-1000 MHz antenna-mounted preamplifier for short wave or scanner use; 20 dB midband gain, low noise. Only 13 left, so HURRY! \$59 value, sell \$20 including UPS shipping. (Requires AC adaptor; available for \$9.95 (ACG20) plus \$1.50 UPS shipping).

Low-Loss RG-6/U Cable -

Ideal for shortwave and scanners! RG-6/U is universally preferred by the cable TV industry and works exceptionally well for scanners and short wave installations too. Impedance is 75 ohm. 100% shielded, foam-dielectric with 18 gauge solid-copper center conductor. PVC covered, all-

weather coax suitable for the most stringent requirements. Order plenty at this clearance cost! UPS shipping included.

- | | |
|-----------------|-------------------|
| 1000 ft (CB-1K) | \$119 value \$69! |
| 500 ft (CB500) | \$79 value \$39! |
| 200 ft (CB200) | \$31 value \$19! |

NEW BOOKS AT COST

(Limited supply, shipped bookrate; prices for USA only)

Muzzled Media by Gerry Dexter - A guide to tell where and when to tune for English language news from other countries. Order BOK20. \$8.95 value for only \$6.50.

The Hidden Signals on Satellite TV by Tom Harrington and Bob Cooper, Jr. - How you can receive stock market reports, long

distance telephone, news and press teletype, special sports events, background music National Public Radio and MORE! Second edition, 234 pages. Order BOK19 \$19.95 value only \$8.50.

Clandestine Confidential by Gerry Dexter - All about the counterculture of world broadcasting. Hear rebels and terrorists spread their word through shortwave radio. Includes addresses for QSL's. Order BOK21. \$8.95 value for only \$3.50.

Secrets of Successful QSL'ing by Gerry Dexter - Increase your QSLs with this excellent reference book on the protocol of QSLing. Order BOK22. \$9.95 value for only \$6.75.

Language Lab by Gerry Dexter - Simple how-to book to assist you in requesting and receiving Spanish QSLs. Order BOK23. \$12.95 value only \$8.75.

Sherwood Signal Monitor

It was only a matter of time before enterprising manufacturers recognized the need for add-on spectrum displays for high technology receivers like the ICOM R7000. A CRT (cathode ray tube) screen can visibly show a wide swath of radio spectrum, revealing the presence of signals away from the frequency to which the receiver is tuned (see illustration).

The Sherwood SCA-7000 is exemplary as a spectrum display unit (SDU)—low profile, easy to use and accurate in its representation, but it's expensive for the hobby listener, costing considerably more than the ICOM R7000 itself with which it is designed to be used.

In limited supply, the SCA-7000 is targeted at the countermeasures profession. A three-inch round CRT allows a 2-1/2" display which represents one megahertz spectrum bandwidth (reducible to under one kilohertz with a front panel control). Powered by either 115/230 VAC or 12.5-16 VDC, the SCA-7000 measures 6"W x 4"H x 11.5"D and weighs 4 pounds.

Front panel controls include sweep rate, center frequency, gain, log/linear deflection, and center marker. Recessed rear panel adjustments are provided for intensity and focus.

Our Test

The SCA-7000 spectrum display unit was connected to the 10.7 MHz IF output of an off-the-shelf ICOM R7000 receiver. A strong local signal was tuned in and the SDU was adjusted according to instructions. Within seconds (the warmup period for the filament of the CRT) a strong "pip" or "spike" appeared, announcing the presence of the signal.


The trace was sharp and linear, end to end, and closely-spaced signals were readily discernible as separate spikes on the trace, even when considerably different in amplitude—a definite plus when looking for "snugglers" (weak bugs purposely placed close in frequency to strong broadcast signals to avoid detection by broadband countermeasures tools). Signals up to one megahertz apart remained on screen and tracked smoothly as the receiver dial was turned.

Signal-to-noise ratio of the SDU is excellent; if a signal was strong enough to break the squelch of the receiver, it was visible above the noise floor ("grass") on the display. From turn-on until power-down, even after several hours, the baseline remained virtually driftless on the screen with no touch-up adjustments required.

Selectivity of the Sherwood was outstanding; the dual-conversion circuit features high-side injection and showed no in-band images even with the strongest signals present. Its compact size makes it an ideal companion for the R7000.

An SDU provides an enormous advantage to the VHF/UHF monitor; regardless of the receiver setting, as soon as a signal comes on the air within the sweep range of the unit it will be spotted; the receiver is quickly tuned to that frequency to capture the elusive transmission.

(SCA-7000 signal monitor; \$1600 from Sherwood Communications, 1310 Industrial Highway, Southampton, PA 19866; ph. 215-357-9065).



JABCO Voicegate

Listeners are always looking for a "magic box" which will make a silk-purse receiver out of a sow's-ear noisebox. While the ultimate accessory will never be found, the new JABCO "Voicegate" is the most flexible audio processor we've had the pleasure of testing.

Connected between the speaker or earphone jack of a receiver and your external speaker, the Voicegate needs 12-20 volts AC or DC power at 500 ma. (optional supply \$9.95); an internal voltage regulator smoothes out the appropriate DC level.

Audio input (4-16 ohms nominal) from the receiver is processed selectively by two adjustable null (notch) filters (400-4000 Hz approx.) and one peak (bandpass) filter (400-5000 Hz approx.).

An audio gate (squelch) separates background noise from the desired signal and also keys a relay which may be used as a tape recorder activator. As much as 2 watts of audio is available from the LM380 internal audio amplifier.

First Impressions

The Voicegate is housed in a professional-looking, painted aluminum cabinet with wood-grain vinyl panels. A removable top cover allows access to internal adjustments (if ever necessary) and reveals a clean, well-laid-out printed circuit board.

Compact (6"W x 2-1/2"H x 6"D) and lightweight (19 oz), the controls are very tight on the front panel, somewhat awkward for fat fingers. The null controls are extremely sharp tuning, and the small knobs take some patient tweaking.

Panel legends are bold black and, for the most part, quite easy to read. While the dial marks do not match the rotational stops of the three controls, tuning is done by ear and the marks provide high/low directional information.

After pointing out these few criticisms it is a pleasure to point out the performance perks of the Voicegate.

Our Lab Test

The Voicegate was connected to a Kenwood TS440S transceiver for its audio source; the main output was connected to a Kenwood speaker and the tape output was connected to an InfoTech M600 RTTY/Morse demodulator.

Null Performance

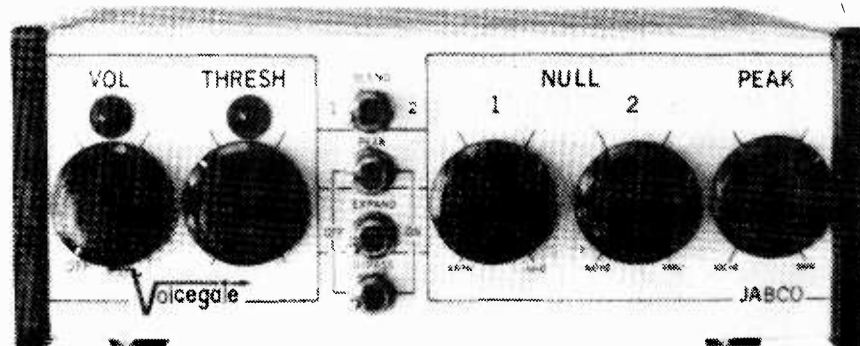
Two rotary null (notch) controls permit the simultaneous reduction of any two tones in the audio passband; alternatively, both controls may be adjusted to the same frequency to provide even greater reduction of a single offending tone.

One of the best applications of the unusual dual notch feature is the reduction of two-tone frequency shift keying (FSK or RTTY) interference; one control is set on the mark signal and the other on the space signal, permitting the desired signal to be much more readable.

Peaking

A peak control permits selection of a single audio note (400 to 5000 Hz) such as a CW signal to be copied while reducing adjacent signal interference. To test this function we purposely chose a crowded CW band and selected a weak signal in the background mire.

As the peak control was turned, one at a time the various pitches of the clustered signals were enhanced,



then suppressed. The effect was sharp, yet not unduly harsh, and definitely provided an extra measure of audio selectivity.

Stubborn residual interference from extremely strong CW signals was easily attenuated or removed by the null controls.

Threshold

An unusual feature is the threshold control, really an audio squelch system. When signals are near the noise floor of the receiver, listening fatigue is inevitable; but with adjustable threshold, the listener can provide a level below which the noise disappears, making voices or Morse signals seem to appear out of a quiet background.

A "blend" control permits the injection of a small amount of background noise to decrease the distortion of abrupt threshold action (fast attack/decay) and the separation between signal and noise can be further enhanced by calling in the "expand" switch.

An unintentional benefit of the Voicegate's record output jack is the ability to feed audio at an adjustable level to a RTTY or Morse demodulator, then turn down the unit's volume control so that the irritating audio doesn't have to be audible. What a blessing-- no more doors slammed by family members who are being driven to distraction by the "diddy-diddy" sound of radiotele-type!

Bypass

The unit may be conveniently disabled at any time at the throw of a toggle switch, restoring the audio system to the receiver and speaker alone. To the Voicegate's credit, with the unit left active and all controls set to minimum (threshold and volume on), there is hardly a perceptible difference between the receiver's audio and that which passes through the Voicegate -- characteristic of a well-designed accessory.

It is rare that an accessory which we test winds up as part of our own monitoring post, but the Voicegate is there on permanent assignment. ●

SILENCE IS GOLDEN



Special \$239.99 (7.00 shipping)

50 Channels — Mobile/Base

Features include simple raised button keyboard programming of the following frequency ranges: 32-50 MHz, 118-136 MHz, 144-174 MHz, 421-512 MHz. Vacuum fluorescent display, dim control, priority, count transmissions, non-volatile memory retains memory without power back-up, automatic search, scan speed control, automatic search, scan delay, lockout, service search, automatic squelch, crystal-less, digital clock, external speaker & tape jack, auxiliary equipment control, plus much more. Built inside the rugged metal cabinet. Includes AC & DC cords, telescopic antenna, mobile mounting kit, and one year factory warranty on the Bearcat 300 for only \$239.99 and \$7.00 shipping. (Optional extended warranty: 3 years \$39.99, or 2 years \$29.99)

REGENCY HX1500

Digital programmable 55 channel hand-held scanner. Frequency coverage 29-54 MHz, 118-174 MHz, 406-420 MHz, 440-512 MHz. Covers Public Service bands plus aircraft, trains, marine, plus many others. Has priority, search, lockout, scan, banks, sealed rubber keyboard, 90 day factory warranty. Includes flexible rubber antenna, belt clip and earphone.

\$234.99 (plus 6.50 shipping each)

<i>Optional Accessories:</i>	
B-8 Ni-Cad Batteries	15.99
Ma-518 Wall Charger/Adapter	12.99
HXCase Heavy Leather Case	19.99
MA549 Drop-In Charger	89.99
MA257 Cigarette Lighter Adapter	16.99
(3 year extended warranty \$39.99; 2 year \$29.99)	

BEARCAT 50XL Programmable Hand-Held	\$124.99 (5.00)
AD100U AC Adapter/Charger for 50XL	12.95 ()
BP50 Ni-Cad Battery Pack for 50XL	13.99 ()
CASO Carry Case for 50XL	11.99 ()
PS001 Cigarette Lighter Adapter for 50XL 100XL	12.95 ()
BEARCAT 140 AC Programmable Scanner	94.99 (5.00)
BEARCAT 145XL AC Programmable Scanner	104.99 (5.00)
BEARCAT 175XL AC Digital Scanner	159.99 (5.00)
BEARCAT 100XL Digital Hand-held	199.99 (6.50)
BEARCAT 210XW AC/DC Digital Scanner	189.99 (6.50)
BEARCAT 200 AC Digital Scanner	129.99 (6.50)
BEARCAT 155 AC Digital Scanner	124.99 (6.50)
BEARCAT Weather Alert	39.99 (4.00)
BEARCAT 20/20 AC/DC Digital Scanner	199.99 (7.00)
BEARCAT 300 AC/DC Digital Scanner	239.99 (7.00)
BEARCAT 800 XLT AC/DC Digital Scanner	319.99 (6.00)
REGENCY R1075 AC Digital Scanner	104.99 (5.00)
REGENCY MA-257 Cigarette cord for HX1000/1200	16.99 ()
REGENCY MA-917 Ni-cad Battery for HX1000/1200	24.99 ()
REGENCY HX-CASE Hvy Leath. case for HX1000/1200	19.99 ()
REGENCY MA-256 Drop in charger for HX1000/1200	89.99 (5.00)
REGENCY HX-2000 Digital Hand-Held	159.99 (7.00)
REGENCY MX-3000 AC/DC Digital Scanner	216.99 (6.50)
REGENCY HX-2200 Digital Hand-Held Scanner	172.99 (7.00)
REGENCY MX-5000 AC/DC Digital Scanner	329.99 (6.50)
REGENCY MX-4200 AC/DC Digital Scanner	186.99 (7.00)
REGENCY Z-30 AC/DC Digital Scanner	129.99 (5.50)
REGENCY Z-60 AC/DC Digital Scanner	189.99 (5.50)
Mobile Mounting Bracket for Z Scanners	5.99 ()
REGENCY ACT-R-1 AC/DC Crys. Single Channel	75.99 (4.00)
REGENCY RH-256 High Band Transceiver	119.99 (5.00)
REGENCY UC 102 Hi-VHF Hand Transceiver	124.99 (5.50)
REGENCY RU150B UHF Transceiver	439.99 (7.75)
REGENCY RH-600B High Band Transceiver	459.99 (7.75)
REGENCY R806 AC/DC Crystal Scanner	79.99 (5.00)
COBRA SR12 Digital Hand Held Scanner	199.99 (6.50)
COBRA SR10 Digital Hand Held Scanner	129.99 (6.00)
COBRA SR900 AC DC Digital Scanner	109.99 (5.00)
COBRA SR925 AC DC Digital Scanner	164.99 (6.00)
Book "Top Secret Registry of Gov't Frequency	29.99 (3.00)
Book "Covert Intelligence, Electronic Eavesdropping"	8.95 ()
Book "Betty Bearcat Frequency Directory"	14.95 ()
Book "Rail Scan Directory"	7.95 ()
Book "Air Scan Directory"	12.95 ()
RCD MRP-1 Single Channel Hand-Held	38.99 (3.00)
FANON M8HLU DC Crystal Scanner	99.99 (5.00)
FANON PSK-1 AC Adapted for M8HLU	12.99 ()
FOX BMP-1060 AC/DC Digital Scanner	129.99 (5.50)
FOX Mounting Bracket for BMP-1060	9.99 ()
ANT-1 Magnet Mount Mobile Scanner Antenna	29.99 (3.00)
ANT-6 Base Scanner Antenna w/50' cable	29.99 (3.00)
BEARCAT 70XLT Programmable Hand-Held	174.99 (5.50)

"The Largest Dealer of Scanners in the World"


SCANNER WORLD, USA

10 New Scotland Ave., Albany, NY 12208 518/436-9606



Z30 30 Channel

Automatic Programmable Scanner



Scanner World Special

\$129.99

(plus \$5.50 shipping each)

Optional Accessories:

Cigarette Lighter Plug RGMPCC \$4.95
Z Mobile Bracket — Special ... \$5.99

home or on the road. It is double conversion, super heterodyne used to receive the narrow band FM communications in the amateur, public safety and business bands: 30-50, 144-174, and 440-512 MHz. Size 10 3/4" W x 2 7/8" H x 8 3/8" D.

Sophisticated microprocess-controlled circuitry eliminates the need for crystals, instead, the frequency for each channel is programmed through the numbered keyboard similar to the one used on a telephone. A "beep" acknowledges contact each time a key is touched. The Z30 scans approximately 15 channels per second.

Any combination of two to thirty channels can be scanned automatically, or the unit can be set on manual for continuous monitoring of any one channel. In addition, the search function locates unknown frequencies within a band.

Other features include scan delay, priority and a bright/dim switch to control the brightness of the 9-digit Vacuum-Fluorescent display. The Z30 can be operated on either 120 VAC or 12 VDC. Includes one year warranty from Regency Electronics (optional 3 yr extended warranty only \$39.99, gives you a total of 4 yrs complete warranty or 2 yr extended warranty only \$29.99, gives you a total of 3 yrs complete warranty.)



\$172.99

(Plus \$7.00 shipping each)

Digital Programmable 20 Channel Hand-Held Scanner with raised button keyboard for easy programming of the following frequency ranges: 118-136 MHz, 136-174 MHz, 406-512 MHz, 800-950 MHz (NOTE: This is the only hand-held portable scanner which will receive the 800-950 MHz range plus high band, air, and UHF). Features include priority, scan delay, memory backup, dual scan speed, channel lockout, jacks for external antenna and earphone. 90 day factory warranty, keyboard lockswitch, sidelit liquid crystal display for night use, program AM or FM mode, search or scan, size is 3" x 7" x 1 1/2". Complete HX2200 package includes Ni-Cad rechargeable batteries, wall charger adapter, protective carry case, and rubber antenna. All for the low price of only \$172.99 plus \$7.00 shipping each. (Optional extended warranty: 3 years \$39.99, or 2 years \$29.99)

Bearcat 100 XL

\$199.99 (6.50 shipping) Handheld digital programmable, no crystal portable scanner. 16 channels, search feature, plus more! Frequency range 30-50, 118-174, 406-512 MHz. Included in the package is a flexible rubber antenna, earphone, battery charger/AC adapter, 6 AA Ni-Cad rechargeable batteries and a heavy duty carry case. All for the low price of:

\$199.99 (6.50 shipping)

(3 year extended warranty only \$39.99; 2 year \$29.99)

REGENCY RH-256B PROGRAMMABLE TRANSCIEVER

RH-256B Transceiver, 16 channel 12 VDC 2-way Radio fully programmable in transmit and receive mode. Includes built-in CTCSS tones for encode/decode, time-out timer, scan delay, 25 watts transmit power, priority, plus more. Frequency spread as shipped 152-158 MHz. Package includes mobile mike, bracket, mobile antenna, and all cables and instructions for installation. **Special package deal only: \$399.99** (7.75 shipping) (2 year extended warranty \$49.99 - 3 year \$69.99)

ORDERING INFORMATION

Call (518) 436-9606 to place orders by phone or mail orders to **Scanner World**, 10 New Scotland Av., Albany, NY 12208. Orders will be shipped same day received by United Parcel Service. **Scanner World** accepts VISA, MasterCard (COD shipments by United Parcel will be for cash or certified checks only). Mail orders with personal or business checks will be held 4 weeks for bank clearance. Orders with cashiers checks or money orders shipped same day received. Prices, specifications and terms subject to change without prior notice. If items are out of stock we will backorder and notify you of delivery date. All shipments are F.O.B. **Scanner World** warehouse in Albany, NY. We are not responsible for typographical errors. All merchandise carries full manufacturers warranty. Bid Proposals and Purchase orders accepted from Government agencies. Free full line catalogue available upon request. No minimum order. New York State Residents add 7% sales tax.

SHIPPING CHARGES

(*) Add (\$) per scanner, and \$3.00* for all accessories ordered at same time. C.O.D. shipments will be charged an additional \$3.00 per package. Full insurance is included in shipping charges. All orders are shipped by United Parcel Service. Shipping charges are for continental USA only. Outside of continental USA, ask for shipping charge per scanner.

Scanner World, USA

10 New Scotland Ave., Albany, NY 12208

(518) 436-9606

Most orders Shipped Same Day Received!

VHF-UHF Antennas - Conclusion

VHF-UHF antennas may be categorized into two groups: beams or directional antennas; and nondirectional or omnidirectional antennas. When I say "beam," I am referring to an antenna which has a pronounced directional pattern in the horizontal plane. A nondirectional antenna, of course, tends to have a radiation pattern which is essentially the same in all directions (again, this refers to the horizontal plane).

The "Nondirectionals":

We'll start our discussion of nondirectional antennas with the groundplane, which is probably the most widely used VHF-UHF antenna ever devised. There are some very good reasons for its wide usage: it provides nondirectional coverage, it is easy to construct and to erect, and it stays up well in high winds. And, although it has low gain (1.8 dB less than a dipole) it is sufficiently sensitive to provide good coverage of local communications in most situations.

But the groundplane does have its limitations: it is essentially a one-band antenna and its gain is not adequate for weak signal reception.

Within any one band its bandwidth can be extended, as is true for most antenna designs, by making the elements "fatter" (larger in diameter). Multiband groundplanes can also be constructed by such means as using individual elements for each band to be covered, all mounted on the same antenna frame.

But if we really want a broadbanded nondirectional antenna, the discone is hard to beat. Just as with the groundplane, it is limited by low gain. It also is somewhat unwieldy in physical design and is a bit more prone to wind damage than a groundplane. But this is more than made up for by its 10 to 1 frequency coverage. That's a very wide bandwidth, indeed, allowing coverage from VHF into UHF.

Probably the next most common antenna in use for VHF-UHF work, especially in monitoring, is the venerable dipole. And again there are good reasons for its popularity. A halfwave dipole exhibits 1.8 dB gain over the quarterwave type antenna. When mounted vertically, it provides a flatter vertical radiation pattern than the groundplane. This flatness of pattern allows more of the signal to travel near the earth, less being wasted in skywave radiation. This makes the vertical dipole a bit better at digging out distant signals.

The 1.8 dB increase in gain isn't much, but sometimes that's all you need to bring a signal up to "copyable" level. Unless it is broadbanded in some fashion, the bandwidth of the straight dipole is somewhat limited. For use across a single wide band, the halfwave folded-dipole design gives greater bandwidth than a simple dipole.

An antenna with an even flatter pattern and more gain (1.2 dB, referenced to a dipole) is the 5/8-wave vertical groundplane. Short of going to one of the multi-section, long verticals discussed below, this antenna is one of the more respected designs for single-band omnidirectional coverage.

Polarization

The horizontal dipole is much used for commercial television in the VHF-UHF bands, and for some work in amateur radio. In my experience, most other VHF-UHF services seem to prefer vertically polarized signals.

Antenna polarization is a function of how you orient the antenna when you mount it. Vertically oriented dipoles, for instance, are vertically polarized. Horizontally mounted dipoles are horizontally polarized. You should consider polarization when you mount your antenna and set it up for the polarization most commonly encountered in the signals which you monitor.

On the HF band (3-30 MHz) polarization isn't so much a consideration; the signals change polarization randomly along their propagation path. But on the line-of-sight propagation bands, VHF and above, polarization is an important antenna consideration. Improper polarization of an antenna in respect to the incoming signal can result in more than 20 dB loss of signal strength ... and that, you don't want!

Higher Gain Nondirectional Antennas:

The multiple skirt-sleeve, or multiple radial-set antennas are designed to utilize several in-phase radiating sections on a single vertical antenna. They often provide something like 3 to 5 dB gain (or more for super long versions) over a dipole; and, in so doing, they produce a flatter omnidirectional radiation pattern when compared to the single halfwave antennas or the 5/8 wavelength vertical mentioned above.

These antennas are necessarily physically longer than the lower-gain models and therefore require more mounting space. Being longer, they also have more wind resistance and so are not as tolerant of high winds as lower-gain models. They can be made quite durable, however, so this needn't be a problem if they are constructed well.

A Note on Antenna Gain Figures:

You will notice that I compared the gain of the antennas mentioned above to that of a halfwave dipole, a standard practice for antenna comparisons. Since most of us have used halfwave dipoles we have some idea of what it means if an antenna is said to have more or less gain than a dipole.

Beware! Some manufacturers use other references such as isotropic radiators or quarterwave antennas. If we are assuming that they are reporting gain for their antenna as referenced against a dipole, then this makes their antennas sound more responsive than is actually the case.

You may see two apparently physically identical antennas, for two different manufacturers, and yet one claims a higher gain figure than the other. Chances are that the one with the higher-claimed gain is not referenced to a dipole. Actually, the gain of the two antennas is likely to be identical.

Beams:

The three-element Yagi-Uda beam is probably the most widely used beam for both shortwave and VHF-UHF work. It is relatively lightweight, easy to construct, and it had a beam width that is narrow enough to give it good gain (8 dB), but not so narrow as to make it difficult to aim.

The two-element cubical-quad beam is also much used for similar reasons. Although its dimensions are in the shape of a large cube (thus "cubical" in the name) it is, nevertheless, lightweight and relatively easy to handle. The quad has a gain of 7 dB.

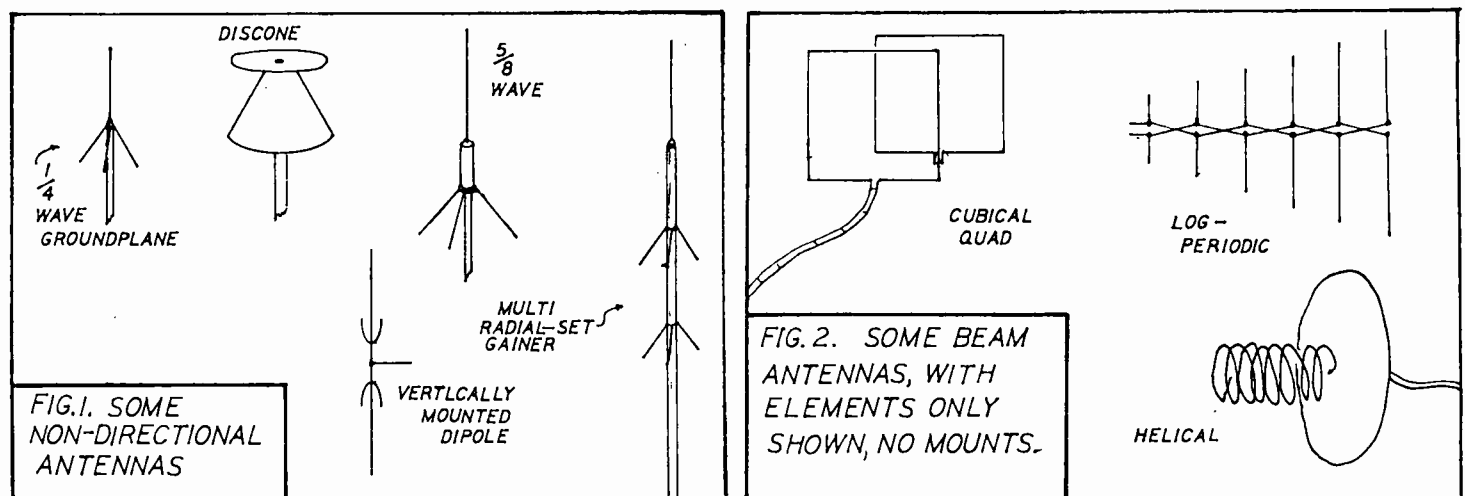
Either of these beam designs can be constructed to utilize more elements, leading to gains of 10 to 15 dB or more.

Both types of antennas can be constructed to give good response over a single band of frequencies. Some broadbanding is possible with the Yagi-Uda, and multiple elements can be constructed for the quad to allow it to operate on more than one band. But for wide frequency coverage with a reasonably-sized, rotatable beam antenna, the LP (log periodic) design is usually chosen.

The LP type of antenna can exhibit a 10 to 1 frequency coverage, allowing good performance across wide segments of the spectrum with one antenna. This broad response comes at a price, however; the LP design provides less gain than a comparably-sized quad or Yagi-Uda beam.

Polarization for the Yagi-Uda or the LP depends on how you orient the antenna elements during mounting, just as for the dipoles discussed earlier.

Placement of the feedline attachment determines the quad's polarization: Feeding the driven element at center of the top or bottom edge give horizontal polarization; feeding at the middle of a side gives vertical polarization. ▶



Computer Logic - The Next Step

For space, satellite or other demanding UHF work, parabolic dish reflector antennas and helical antennas are useful. Both are capable of very high gain, 20 dB and more. This high gain leads to a relatively narrow beam width and accurate aiming is necessary with these antennas.

The helical antenna exhibits circular polarization which reduces its response to non-circularly polarized signals by 3 dB. However, in some instances where you desire to receive signals of varying polarizations, this 3 dB loss may be more than compensated by the high gain.

Both the helical and the dish antenna would be classified as relatively broadband, giving good response over a fairly wide range of frequencies. This can be up to 8 to 1 for the helix.

The bandwidth of the parabolic dish antenna is determined partly by the feed-antenna, the small antenna at the focal point of the dish which receives the reflected energy. Frequently a dipole is used as the feed-antenna, but other, more broadbanded antennas, such as the LP, may be used.

And So...:

Obviously this discussion has not covered all antennas, but it has covered the more popular types you may encounter. Designs you will find in communications catalogs and how-to-build-it articles will most likely be some variant of the designs discussed here.

Where to Go for More Help:

In today's hi-tech world, antennas are one of the few components in your communication system which you can build, and expect to have a commercial-quality component when you finish (if you work carefully). Communications journals such as *MT*, *CQ*, *Ham Radio*, *QST*, 73, and *Popular Communications* frequency carry articles on constructing your own antennas. The references at the end of this column are good sources for both construction information and also discussions of the principles involved in antenna performance.

If you decide to buy rather than build, try writing the communications equipment suppliers who advertise in *MT* or any of the other communications journals; tell them you want information on the antennas they sell. There are a number of commercial antenna manufacturers and, among the lot of them, there are quite a few designs available to you.

Please turn to page 54

Last month we looked at some of the more common TTL chips found in garden variety PC adapter cards; this month we are going to start the design of the universal parallel adapter and get down to some serious hardware building.

Before I go any further with the hardware, let me say for those of you who have a working knowledge of the PC bus that we are going to build an adapter that works in the "polling" mode; this means that the software running in the PC must constantly check each device on the adapter to see if it needs attention. This is in contrast to an "interrupt-driven" device which adds a lot of hardware and software to the project.

The adapter we are undertaking will be simple in nature and easily constructed and, even more important, easy to program. Most of you will probably do the required programming in BASIC; however, Pascal, C or most any other PC language will suffice. The examples in the following columns will be given in Basic.

Getting Started

On the hardware side, I suggest wire-wrap construction on a standard prototype board specifically designed for the pc. MDR Microdevices and others carry them, and one is available from your local IBM dealer.

I would recommend the IBM version because the interface circuitry is already on the card and requires only that you insert the appropriate chips. I cannot emphasize enough to value of good sockets.

Referring to the schematic, everything to the left of the dotted line is circuitry that is on the prototype card, requiring only that the sockets be installed and the appropriate chips inserted.

We will use wire-wrap sockets in all positions and U1, U2, U3, U5, and U6 are all soldered on all pins. All other sockets need only be soldered on alternate corners to secure them to the card.

The above-mentioned IC sockets are soldered complete because they use the pc lands whereas the remaining sockets are completely wire-wrapped and contact no printed circuit lands.

Wire-wrap sockets are used in all locations because we must make wire-wrap connections to ICs that also have pc lands to accomplish the interface. Some of the pre-wired sockets on the prototype card will not be used.

Keeping Track

I would suggest photocopying the schematic and using a highlighter pen to trace each wire as it is installed on the card. IC sockets U8 through U12 can be positioned next to the hardwired area on the card in any neat orderly fashion. Layout is not critical.

Resistors can be 1/4 or 1/2 watt carbon 10% units; I find the quarter watt size easy to work with and they can be installed in a spare wire-wrap socket or just stuck through the card and wire-wrapped.

If you choose to wrap on the resistor leads, be sure to solder the wraps after everything is working. The round resistor leads will oxidize and give trouble later. The square socket pins will give a gas tight seal and do not require soldering.

S1 through S4 comprise a 4-position dip switch which can also be socket mounted or soldered in and wires soldered to the switch, with the further end wire-wrapped to the appropriate pins.

Voltage and Grounds

U8 through U12 will have to have voltage and ground pins wired in addition to the wiring shown. I use black 30-gauge wire for grounds and red for voltage wiring. Wrap the wire on the appropriate pin and then cut,

strip and solder the other end to the voltage or ground bus.

Use a separate wire for each voltage and ground pin--do not daisy chain these pins. If you are using the IBM card, there are voltage and ground distribution busses all across the card. Connect the pins to these busses with the shortest wire length possible.

Install a 1 microfarad tantalum capacitor for every three chips used and wire from the voltage bus to the ground bus as near the chips as is reasonably possible.

All chips use a +5 Vdc; it is a good idea to install a 10 microfarad tantalum cap from the +5V bus to the ground bus at the point where the tab pins connect to the bus. The IBM card has holes in place for many of these capacitors.

If you are using other than the IBM card, you may have to wire-wrap all the chips including the PC bus connections. In the schematic, the left vertical row of figures starting with A9 signifies the card tab pin and the designation in parentheses is the bus signal name.

General Hints

Orient all the modules so that they face the same way; i.e., all pin one positions in the lower right corner for example. Leave at least two rows

DECODE RTTY ON YOUR COCO 1, 2, 3,
FOR LESS THAN \$40.00

INTRODUCING SOFTREADER A 100%
MACHINE LANGUAGE PROGRAM TO
DECODE RTTY

FEATURES

- ◆ MOST BAUDS AND SHIFTS
- ◆ 9.6K BUFFER
- ◆ AUTO BUFFER SAVE (DISK OR CASS)
- ◆ PRINT BUFFER (SCREEN OR PRINTER)
- ◆ RUNS ON 16/32/64K (CASS) 32/64K (DISK)
- ◆ A RTTY PRIMER AND DEMO TAPE TO GET STARTED
- ◆ (OPTIONAL) AUDIO FILTER TO REDUCE NOISE ENHANCING SOFTREADER CAPABILITIES

SOFTREADER \$37.50
FILTER \$25.95
FILTER W/O SOFTWARE \$43.95

TO ORDER: SPECIFY DISK OR CASS
AND SEND CHECK OR MONEY
ORDER TO

COCO ENTERPRISES
P.O. BOX 5211
LAUREL, MD 20707
301-498-1110
301-799-8426
COD'S ACCEPTED



COMPUTER CORNER cont'd from p.51

between modules. Arrange the wire wraps so there is a maximum of two wraps on any one pin.

If the card is to be installed in a pc, there is room enough to leave the pins full length; if it's going into an XT or clone, the pins may have to be cut off to avoid hitting an adjacent card. In this case, cut the pin off just even with the top of the wrap.

Keep the modules together, as we will be adding more modules as the construction proceeds. The ten modules installed thus far should occupy about the first third of the card.

Theory

Starting from the left side of the schematic, U1, 2 and 5 are buffer chips that present one TTL load to the pc bus (Remember last month's discussion on the 224 and 245 chips?). U1 buffers the data bus bits and provides direction control via pin 1 which is connected to the I/O read line and allows data to be transferred from the card when I/O read is low, and data to be transferred from the bus to the card when I/O read is not active.

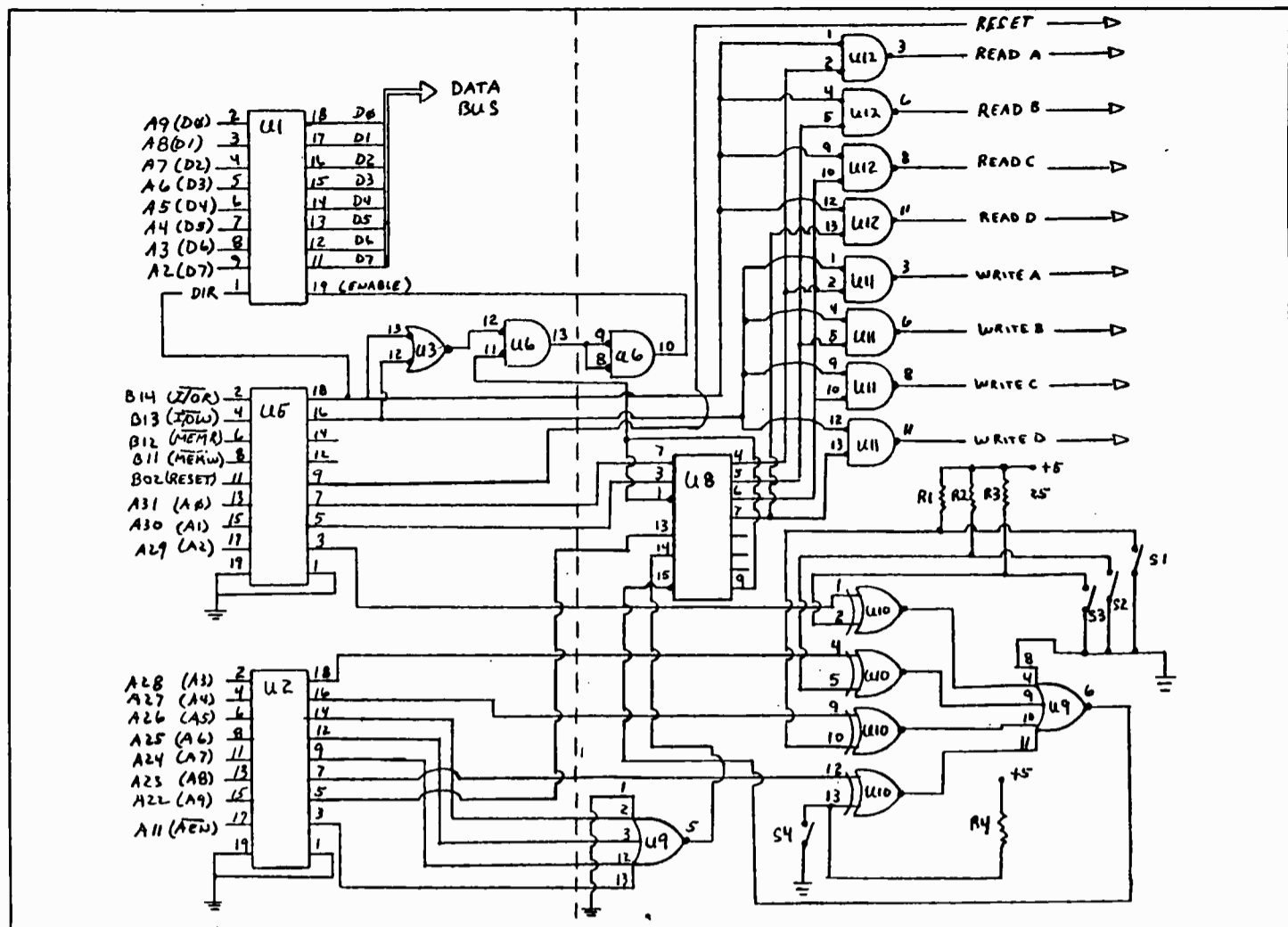
If pin 19 of U1 is high, the chip is in a tristate condition and the bus is free to be driven by some other source. U5 is only a buffer for its lines; there is no direction change or disabling taking place. U2 buffers the remaining lines in the same fashion.

AEN (address enable) and the address bits on U2 and U5 are presented to U9 and U8 with the exception of the four lines going to U10. Port address (I/O addresses) are ten bits wide, allowing addresses up to hex 3FF.

U10 is an exclusive OR circuit that works with the A2, 3, 4, and 8 address lines. A2 and 3 determine the low order section of the address the card operates at. A8 determines the high order section.

In the range of 000 hex through 3FF, many adapter cards are found. The IBM-assigned address range of the prototype card is hex 300 through 31F. There is a game adapter card whose address is assigned 200 through 20F but, in fact, only uses 201. By exclusive ORing bit 8 with switch 4, we can set the high order section to either a 2 or a 3, resulting in a card address of 2xx or 3xx.

The same exclusive OR circuit on each of the A2 and 3 address bits allow setting the low order section of the card address. The middle digit of the address is decoded from the A4, 5, 6, and 7 address lines. A5, 6, and 7 are fed to U9 along with AEN to



enable U8 when they are all 0, thus A4 is the only address bit of the middle digit that can change, and results in either a 0 or a 1 in that position.

The final address combinations that can be set via the switches are:

200	300	210	310	204	304
214	314	208	308	218	318
20C	30C	21C	31C		

This leaves us with 16 possible addresses to set the card at to avoid addressing conflicts. If you intend to do much game playing, I wouldn't set the card at 200 unless all other addresses are used, as the chances of a game adapter card being installed later are quite good.

I realize that no one is going to build and install 16 of these adapter cards, but the address decoding presented here is not unique to our adapter; I have used this same circuit in many cards where four or fewer port addresses will handle the card being developed.

At any rate, we now have decoded all address bits except A0 and A1, combined the decodes with AEN, and used the resulting logic signals to enable the pin 9 output of U8. Pin 9 is a "this card address" decode which enables the U1 chip via U6. Now, the top half of U8 will decode A0 and A1 to determine which of the U11-U12 AND gates to turn on.

For example, if A0 and A1 are both off, U8 pin 4 will go low, gating one side of the Read A U12 AND gate and one side of the Write A AND gate. If we are writing to this address, U5 pins 4 and 16 will be low,

resulting in the U11 AND gate Write A output going low. This is the card signal that represents our attempt to write to card address A.

Next month we will hook something to the U1 data bus, and use the read and write signals from U11 and 12 to control it.

If you remember from a previous column, the bus protocol, or rules, dictate how data at gating is done on the bus. For our card, the microprocessor in the pc makes sure that the address on the bus and the data at U1 are all correct before it sends the I/O read or write signal.

The only timing considerations we have to worry about are the gating on our adapter. We can be reasonably sure that the data, addressing and gating signals are correct at the card tab pins.

Checkout

At this point you should have all the sockets, chips, capacitors, resistors, etc. installed on the card and wired according to the schematic. If you have a small, 5-volt bench supply, you may want to connect it to the +5 and ground busses and check that no shorts exist.

As wired, the card should draw about 200-300 milliamps of current; otherwise, check with an ohmmeter between the two busses with *no chips plugged in*. The resistance should be 100 Kohms or greater with all switches open.

Each switch should cause a 1 Kohm reading if closed by itself. If this

Parts List	Power Pins	
	+5V	GND
U1 74LS245	20	10
U2 74LS244	20	10
U3 74LS08	14	7
U5 74LS244	20	10
U6 7402	14	7
U8 74LS139	16	8
U9 74S260	14	7
U10 74LS266	14	7
U11,12 7432	14	7
R1-R4 1 Kohm 10%		
S1-S4 4 Pos.DIP		

checks out, install the chips in the sockets and plug the card into any opens lot in the pc. Power on and verify that the pc runs normally. If it does, you are done until next month.

Uh-Oh!

If the machine refuses to power up (no fan) there is a wiring error in the +5 volt wiring. If the power comes on (fan runs, etc.) but you get beeps, parity errors, or reference codes, a wiring error on the address or data bus wiring is indicated.

Go over the card until you find it. In some cases, pulling the chips and replacing them one at a time helps to isolate the wiring error. It also helps to have a friend double-check your assembly.

Once you get the pc running with the card installed, you might want to review last month's discussion of the 273 and 373 latch chips. We will be installing some of them next month. Until then, Happy Wiring. ■

Solar Power

This is a subject that on first observation has been beaten to death, even though it's in its infancy for the general public. Efficiency ratios have increased better than 40% since 1980 in consumer items and the cost, although still rather high, has come down a great deal.

For 13.2 volts, the optimum for 12 volt devices, you're looking at approximately \$8.00 per volt @ 1/2 amp or about \$105.00. With careful shopping at surplus or manufacturers' "over-run" outlets, this can be cut by 50% or better.

The uses are many. Due to clouds and other optical interference a high efficiency battery is mandatory for serious applications as a constant back-up, rechargeable power source. We're also going to rule out high current electric motors. (If you have the money, running a large electric motor in the back of beyond is a real thrill, unequaled by a chain saw!)

The best "all assembled" unit for the money is the 12PJ4496B in the 1987 63A catalogue of J.C. Whitney (1917 - 19 Archer Ave., P.O. Box 8410, Chicago, IL 60680; Ph. 312-431-6102) 13 V @ 1/2 A for \$19.44 plus about \$5.00 shipping, ins. and handling. They take Visa and MC. I've never used one - only have seen its picture with the attached power cords (cigarette lighter, male and female "cassette" types). If it does what it says, it's worth it.

The manufacturers of some short-wave receivers and scanners may not have spent the 20 cents for a direct DC connector; my Yaesu FRG-8800 is one. The holes are "punched," but that's all (see fig. 1). Don't ask me why they don't do it - it drives me crazy!

If you're back-packing or watching your electric bill or just want to feel a tad superior, a complete solar setup is shown in Fig. 2. Please note that if

you have to "up-convert" back to 120 VAC using solar, at present it will cost in the neighborhood of \$500.00 for just a receiver, cassette deck and phonograph!

For the ham, a good receiver and 5 watt transmitter can be literally run "for free" indefinitely. The only other thing one would need is a log cabin and cozy fire.

As to the battery, a motorcycle unit from an auto supply (if you can put up with explosive hydrogen fumes and spillage) is inexpensive. Otherwise, I've found another new item: the #29-265 portable VCR battery from MCM Electronics (858 E. Congress Park Drive, Dayton, OH 45459; 800-543-4330 for MC or Visa) is \$39.80 and it is designed for continuous commercial service (CCS). ICAS mean "intermittent commercial and amateur service."

File that in your memory bank as these ratings are normally printed on the device label! It's a darn good guide to quality; i.e.: for a 12 V bench power supply, the rating would typically be: 2 A CCS, 4 A ICAS. Get it? Got it? Good!

MCM also has a *sealed* lead-acid battery made by Hitachi (#29-260) that's rated at 1.9 amp-hours for \$27.95 with a fairly standard DC plug. The disadvantage with this is just the recharge time is longer: the #29-265 just takes an hour as opposed to four or five for the #29-260.

It should go without saying that the items described are for very low power use. If you really want to "go for it," we're talking two Sears "Diehards" and a solar panel the size of a wall painting (2' x 3').

This little treatise is simply intended for those who wish to try, for a limited sum, the potential of the medium.

Receiver Basics: "To Be or Not to Be?"

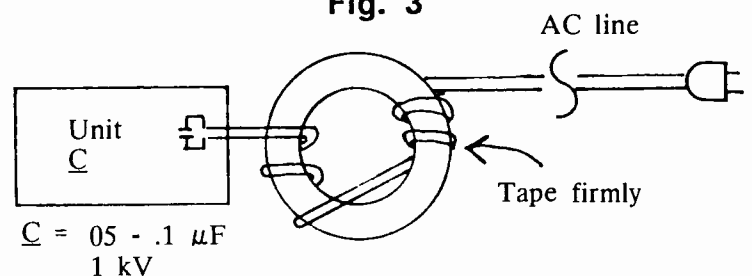
We columnists get guidelines from Bob Grove as to what he feels you would like to see. It's very expensive to put a response card in the magazine -- we do on special occasions. What I'm going to do is slightly different.

The number of subscribers is semi-secret so this is a real test. If enough of you will simply say, "Yes, I Do" on a postcard to equal 20% of the number (pass-on readers qualify), sent to P.O. Box 98, Brasstown, NC 28902, I will tell you, in a humorous, easy to understand manner, exactly how a radio works and how to reap the maximum benefit from the controls.

(I've *never, ever* had to replace a worn out RF gain control in 32 years -- they're *always* fully clockwise from the time the user buys it!)

"Hey," you say, "I don't give a dead rat as to how they work!" That's exactly what the survey's for. If enough of you feel that way, we'll put the subject on the "back burner." Be advised, however, that you're not simply veto'ing something that looks as though a Japanese chicken with diarrhea ran across it -- I don't do that. Instead, you'd be losing out on some very funny reading with an education. Will you take a minute and less than 20 cents? Identification isn't necessary!

Fig. 3



More on Noise

It's been brought to my attention that capacitive (touch) "on/off" switches for some lights are going for first place in the RFI department. The reason, as usual, is that the manufacturers don't want to go the extra 30 cents. I haven't had this problem, not having one of these devices (although my electronic chess set just about shut down everything in my house), but I sure know what to do about it!

You need to solder a .05 or .1 μ F @ 1 kV capacitor across the AC line *in the unit*. Be sure to unplug it before doing this. This usually takes care of it. In extreme cases, a half-dollar size toroid core needs to be wound three turns one way and two turns the other at the AC power cord *at the unit* (Fig. 3).

As always, enjoy! Questions will be answered when an SASE is provided.

Fig. 1

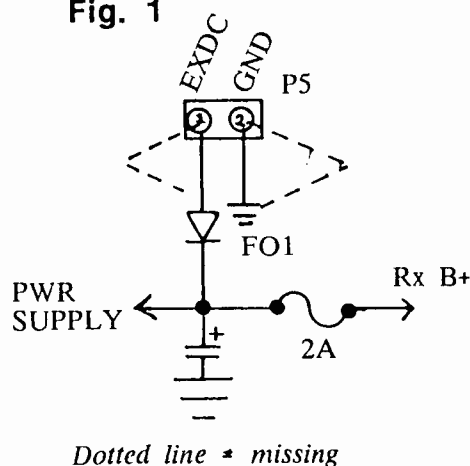
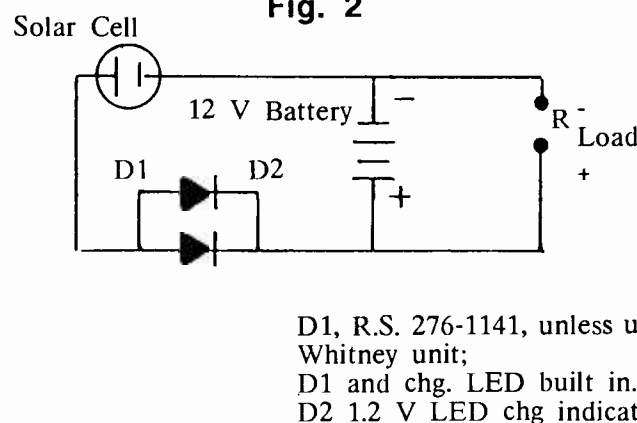


Fig. 2



D1, R.S. 276-1141, unless using J.C. Whitney unit;
D1 and chg. LED built in.
D2 1.2 V LED chg indicator

Errata:

200-500 MHz Antenna

In the April issue of *MT*, page 59, builders of the 200-500 MHz antenna were instructed to mount it vertically as shown. Unfortunately, the diagram was skewed to fit the page space. When you mount your antenna, it *should* look like this instead:



ANTENNA TOPICS
cont'd from p.53

RADIO RIDDLES

Last Month's Radio Riddle: Last month I may have insulted the antenna world by calling a "phantom antenna" a "dummy." And, although "dummy" is a legitimate name for that antenna, I attempted to make amends by asking you if you had heard about the "smart antennas." Let me explain now.

We all know what an antenna tuner is, right? An antenna tuner is a device we use to bring the antenna system, as a whole, into the proper electrical state such that it will accept energy from the transmitter. If we could get an antenna to do that by itself, without us needing to "tune it up," then that would be pretty smart of the antenna, wouldn't it?

There are such tuners available which will automatically re-tune the antenna system to any new frequency to which the transmitter is changed. I have to admit that the "smarts" are in the automatic antenna tuner, rather than in the antenna element, but they are both part of the antenna system.

So, at least we have "smart" antenna systems today. These smart devices are supported by computer logic circuits, just as is a "smart" computer terminal. The computer revolution is upon us, even in the world of antennas.

This Month's Radio Riddle: We all know that Heinrich Hertz was the man who discovered and reported radio waves to the scientific world. We also know that the word "heck" is a slang word, roughly equivalent to "doggone it!" But what about a word that sounds as if it were a combination of Heinrich's last name and this slang?

The word is "hectohertz." What does it mean? (Hint: "Hecto" isn't derived from the slang expression!) Check next month's "Antenna Topics" column for the startling (well, at least interesting) answer! ■

REFERENCES

1. Brier, Herbert S., & William I. Orr, VHF Handbook for Radio Amateurs (any edition). Wilton, CT: Radio Publications, Inc.
2. Caron, Wilfred N. (Editor: Bob Grove), Antennas for Receiving. Brasstown, NC: Grove Enterprises, 1985.
3. Hall, Gerald L. (editor), The ARRL Antenna Book (any edition). Newington, CT: American Radio Relay League.
4. Hall, Gerald L. (editor), The Radio Amateur's Handbook (any edition). Newington, CT: American Radio Relay League.
5. Hood, William, Home Brew HF/VHF Antenna Handbook. Blue Ridge Summit, PA: Tab Books, 1977.
6. Kyle, Jim, VHF Antenna Handbook. Peterborough, NJ: 73, Inc., 1965.
7. Orr, William I. & Stuart D. Cowan, The Radio Amateur Antenna Handbook (any edition). Wilton, CT: Radio Publications.
8. Jessop, G.R., VHF-UHF Manual (any edition). London: Radio Society of Great Britain.

Q. Continuous coverage?

Will Regency or any other manufacturer be releasing a hand-held scanner with continuous coverage including the 225-400 MHz military aircraft band? (Claudio Gallesi, Trezzo d'Adda, Italy)

A. A couple of years ago, Regency Electronics prematurely announced the imminent release of their new HX3000 hand-held, wide-coverage, programmable scanner. Unfortunately, the product never progressed beyond the planning stages, ostensibly due to insoluble problems with internally-generated spurious signals ("birdies").

While no manufacturer presently admits developing such a product, it is only a matter of time.

Q. Local frequencies?

Where can I find lists of local frequencies to hear on my scanner? (Jack Dudley, Electra, TX)

A. At the present time dozens of desktop publishers are putting out a myriad frequency lists for all parts of the country. Your local Radio Shack store, especially the larger, older and more established outlets, should have such lists for their customers. They also carry the popular "Police Call Directory" which should help.

Additionally, Fox Marketing (4518 Taylorsville Rd., Dayton, OH 45424) publishes an exhaustive Dallas/Ft. Worth directory and a Houston/Beaumont directory as well as other localized directories throughout the country.

Finally, get in touch with a local listeners' club for private collections.

Q. Earphone adapter?

How can I adapt my mini-stereo headphones to be used with a standard earphone jack on a shortwave receiver? (John Pratt, Lebanon, IN)

A. John wrote back supplying his own answer--or rather the answer provided by his eighth-grade grandson! A ready supply of adaptors of all types may be had from Radio Shack; in this particular case, the RS #274-348 solved the problem handily!

Q. Two jacks to a cable?

How can I hook the two antenna jacks on my BC-800XLT scanner to

one antenna cable? (Paul Koutnik, Downers Grove, IL)

A. Since the 800 MHz band requires an entirely different antenna than those normally found for standard VHF/UHF scanners, a separate Motorola jack was provided for that band on the BC-800XLT.

The easiest way to solve the one-antenna/two-jack problem is with a standard TV-type VHF/UHF splitter found at virtually any discount house TV department. You will need to assemble appropriate cables to match the F fittings on the splitter to the Motorola jacks on your scanner. These parts may be found at Radio Shack. You will have to cut off the Motorola plug on your existing cable and attach an F fitting to couple to the splitter.

Q. Overcharging?

I have a Regency HX1500 scanner, rechargeable batteries and the specified Regency MA518 charger. After 4-5 hours of charging the back of the radio feels quite warm. Am I in danger of harming either the radio or the batteries? (Ron Smithberg, Joliet, IL)

A. Probably not. It is common for rechargeable batteries to feel quite warm; it is not common for them to be too hot to hold comfortably, however! This would reduce their useful life. Chances are all is OK. We have had no reports of reduced life using the appropriate combination you have mentioned.

Q. Intermod and images?

Would you explain the terms "intermod", "images" and "harmonics"? (Jack Koonan, LA, CA)

A. While all three manifest themselves as receiver interference, their causes are quite different.

"Intermod" (short for "intermodulation") is caused when a "nonlinear" junction of two metals (it can be a transistor in the receiver or even a corrosive joint in a nearby rain gutter) permits two strong signals on different frequencies to mix and produce new frequencies which are the sum and difference of the originals.

For example, say two shortwave broadcasters are received very strongly on their authorized transmitter frequencies of 11840 and 17765 kilohertz. If they cause

intermod the spurious signals will be heard at 29605 (sum) and 5925 (difference) kilohertz.

Intermod is most commonly recognized by the simultaneous presence of combined audio from the two programs, a dead giveaway to intermod encountered by scanner listeners in metropolitan areas as well.

"Images" are produced normally in all receivers, but careful design (good radio frequency selectivity) can minimize their presence. An image is also a "sum and difference" product in the receiver's mixer stage. When the receiver's oscillator mixes with the incoming signal, two additional new signals are produced in the receiver similar to the intermod condition described above.

For example, if a receiver is tuned to 11840, its oscillator may be on 12295 to produce 455 kilohertz difference, a common intermediate frequency (IF). But the difference frequency, 11385, will also be present. Note that the desired receive frequency and the image frequency are separated by 910 kilohertz; a primary image will always be displaced from the desired signal frequency by twice the IF.

A harmonic is a whole-number multiple of a signal frequency and is a fault of the transmitter. For example, if you live near a broadcaster on 1320 kilohertz, you may hear weak harmonics on 2640 and 3960 kilohertz, the second and third harmonics (the "first harmonic" is the fundamental signal frequency--not a harmonic at all).

All licensees are required by law to keep harmonic radiation below a prescribed minimum level to avoid interference with other services.

Another receiver malady produced by strong signal overload is "dynamic compression" or "desensitization". This characteristic may be recognized as a general loss in receiver sensitivity resulting from a nearby transmitter causing the receiver to drop in gain even though it is not tuned to the transmitter's frequency.

Dynamic compression is caused when the receiver's amplifier is forced to process a signal much too strong for its design, reducing its gain capability; desensitization occurs when a receiver senses a strong signal and automatically cuts back its gain to prevent overload. ■

Faster Scan/Search Speed for Radio Shack Scanners

by Larry Wiland

The PRO-2021

With 200 programmable channels, the Pro-2021 is a fine radio but lacks sufficient scan/search speed. With 200 programmable channels (10 banks of 20 channels each), scanning more than a couple of its banks will result in more than a few missed replies to radio traffic taking place on your favorite channels.

The owner's manual lists the fast scan speed at 8 channels per second and the slow-scan speed at 4 channels per second. With the following modification you can increase the fast-scan rate to 11 channels per second, and the slow-scan to 6 channels per second.

First, you will need one 15K-ohm, 1/4 or 1/2 watt resistor, radio solder and a small soldering iron, and simple hand tools. Make sure the radio is *unplugged* from its power source, and that the 9-volt memory battery is *removed*! As you will be working in an area directly connected to the microprocessor, failure to heed this advice may prove *fatal* to your scanner!!

Now, remove the upper case-half *only* by removing the four screws (two per side) on both sides of the outer case, as well as the one screw on the rear apron of the radio which fastens the upper case to this surface.

Carefully lift up the top case section and unplug the white plastic two-conductor speaker plug, allowing removal of the upper case entirely to simplify working inside the radio.

With the scanner sitting upright and facing you, locate resistor R-147 (a 39K-ohm resistor to the left-front of the main board--almost behind the vicinity of the LCD display). Carefully snip the leads at the resistor body with a pair of sharp wirecutters to leave as much of the existing leads as possible. Solder the 15K-ohm resistor to those remaining leads.

If you wish to totally replace R-147, it will be necessary to remove the lower case half and unsolder an RF shield on the underside of the board; soldering the new resistor to the old leads simplifies the process.

Reassemble the scanner in reverse order of disassembly, reinstall the memory battery, reconnect the scanner to the wall outlet; reprogram the memory, and you will now have a radio that scans and searches three more channels per second--an

improvement you can see as the numbers fly by.

The PRO-2003

Though recently discontinued by Radio Shack, the PRO-2003 can still be found on some store shelves with a substantially reduced price tag. The scanner is an excellent unit all-around except for its slow scan/search speed. The following modification will reduce the scan/search period from 12 to 8 seconds on slow-scan speed and from 7 to 4 seconds on high speed.

Let's Begin: First, remove the three Phillips-head screws on the upper rear of the radio, as well as the eight screws with washer-type heads and the remaining six which are recessed into the pressboard bottom case of the scanner (all are on the underside of the radio and are brass-colored).

Next, loosen (but do *not* remove) the two silver screws directly beneath the headphone jack and slide the jack rearward so it will clear the case when it is removed. Turn the radio right-side-up and carefully pull off the volume and squelch knobs. Now carefully remove the outer case, unplugging the speaker leads at the speaker and the keypad connected at the chassis (just follow the wiring harness).

Once the case is removed, set the scanner right side up facing you and locate resistor R-11, a 47K-ohm unit at the upper left of the digital LED display.

You may either bridge it with a 92K-ohm resistor, soldering the new resistor's leads to the existing 47K leads so that they are "piggybacked," or replace it with a 33K-ohm resistor in the same manner as with the PRO-2021 described earlier, clipping the leads close to the old resistor body to leave enough length to solder the new resistor to.

Reinstall the keypad harness connector and the speaker lead and test the scanner before reassembly. The scan and search speeds should be noticeably faster and all other radio functions should be unchanged.

The mod makes the radio "come alive," giving it improved performance right up there with the new breed of fast-scan receivers. ●

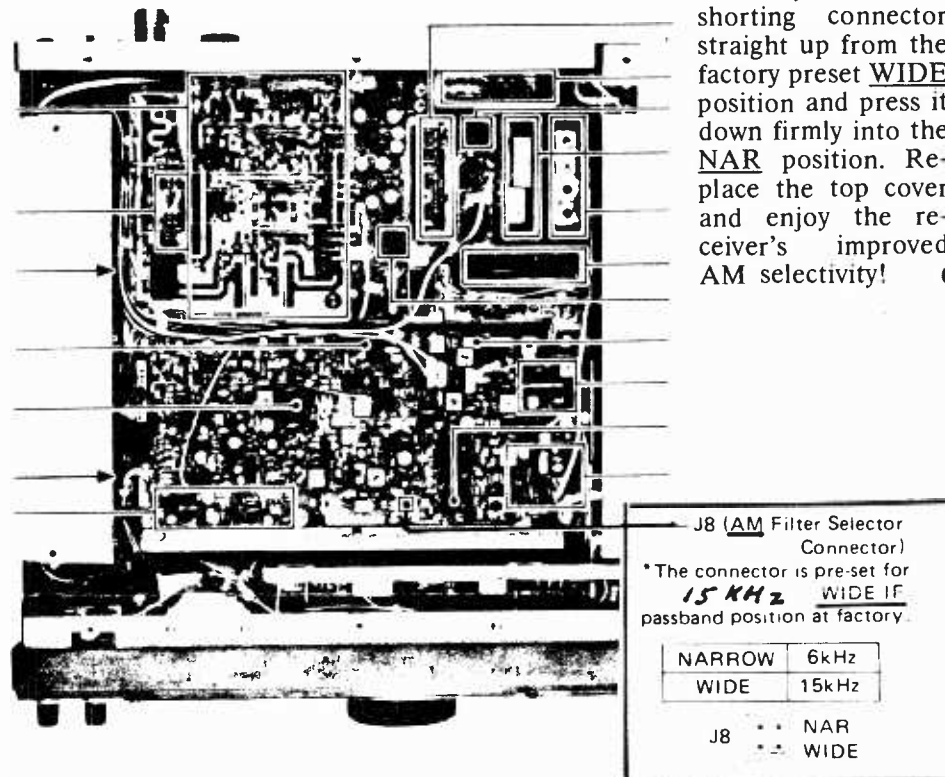
Better AM Selectivity on the ICOM R7000

by Rene Borde

This simple procedure will narrow the AM selectivity from the factory AM filter preset of ± 7.5 kHz at -6 dB to ± 3.0 kHz at -6 dB. The illustration shows a top view of the RF/IF units (owner's manual, page 33).

Remove the receiver's complete top cover; be careful of the speaker leads which are plugged into the unit. Locate J8 in the IF units, marked NAR and WIDE.

Carefully lift the shorting connector straight up from the factory preset WIDE position and press it down firmly into the NAR position. Replace the top cover and enjoy the receiver's improved AM selectivity! ●



A Simple Birdie Trap for the MX7000 (and possibly the MX5000, too!)

by Philip Smith

If you are the owner of a Regency MX-7000 receiver, you might be one of the unlucky ones who have been "attacked" by internally generated signals which interfere with reception of legitimate signals, often stopping the scan or search sequence. The 7000's microprocessor has a grand ol' time messing up frequencies below 80 MHz.

I tried many remedies which have worked with other scanners: new antennas, antenna boosters, *NO* antenna, and different power supplies. Still, the entire VHF low band was plagued with the old crows.

Frustrated, I sent the scanner to Regency twice. The first time it came back is was the same despite the pieces of foil they added here and there. The second time it was returned with a reply, "Scanner received in perfect working order." *Baloney!*

Now that my scanner's warranty had

expired, I decided to explore the problem myself. I tried shielding the main circuit board and the microprocessor board. This just made the birdies even stronger.

After poking around with a capacitor at lines connecting the micro and radio boards, I finally found a remedy worth writing about. All it requires is a small Phillips screw driver and a small .47 microfarad capacitor:

1. Unplug the power source.
2. Turn the MX-7000 upside down. Remove the two screws next to the rubber feet.
3. Remove the four screws from the case on the back of the unit.
4. Remove the top cover and face the keyboard toward you, right side up.
5. Loosen, but do not remove, the screw on the right side of the rear of the circuit board.
6. Hook the negative lead of the .47 μ f capacitor around this

EXPERIMENTERS WORKSHOP cont'd from p. 55

7. screw and tighten it back down. Locate plug J4 at the back edge of the circuit board, a white plug towards the right, next to a flat transistor.
8. Insert the other lead of the capacitor snugly into the right most opening in the plug alongside the blue wire so that it makes good contact.
9. Make sure the capacitor cannot bump against any other compo-

nents. Put the cover back on the unit with the six screws.

This modification worked for two MX-7000 scanners so far without affecting reception or operation in any way. The number of birdies in my scanner were reduced to about five percent. The few birdies that remained were weakened to the point that they could usually be squelched out. •

A Short Wave Crystal Radio

by Henry E. Johnson, K4IPY

The lowly crystal set has been relegated to the realm of toys and curiosity for kids and nostalgia buffs. Kids get a kick out of hearing a local DJ on headphones from a simple radio they can build, while old-timers remember the cat's whisker and the adjustment of dials for coupling and tuning to report they had heard KDKA.

Today, the eight buck Japanese transistorized AM-FM pocket jobs with headphones make everyone say, "So what?" But with a different objective in mind, I thought that a simple crystal set ought to be given a try...with a new twist.

The new objective was to see what could be heard on shortwave rather than the familiar BC band. With the circuit shown in figure 1, the world was opened; a new experience was at hand. What could be simpler?

An antenna transformer for the 6-18 Mc range (Miller part #C-320-A), a run-of-the-mill 365 pf variable capacitor connected to a National Velvet Vernier drive (gleaned from some WW II surplus stuff), and a 1N34 diode--that's all that went into the basic circuit.

I used a larger knob on the vernier drive to smooth out the changes in frequency; my ancestral Brush BA-200 crystal type headphones were plugged into the usual open circuit phone jack; binding posts and an SO-239 were both used for antenna input.

The antenna is an inverted "L" with a 70' flat top and a 30' down lead. The ground is an 8' copper clad steel rod driven into always-moist earth at a point some 8' from the work bench. The cabinet is a Radio Shack utility box, cat #270-253-A.

During the "smoke test" the number and strength of incoming signals boggled the mind...Good heavens, it works! I allotted short periods of time at sunrise, at sunset and during the evenings until I was satisfied that shortwave radio on a crystal set was possible--and until my patience grew thin at focussing attention on what was coming in through

the cans. The strong signals were OK; but the weak ones suggested there must be a better way of presenting the audio from this rig.

I unplugged the phones and plugged in my Archer (Radio Shack) 200 mW amplifier. Now I could listen in comfort and I didn't feel any guilt because of this added "high-tec" accessory because I had already proven that SW AM signals can be heard on a crystal set!

Christmas and New Years were fun times with this set-up, fun for me and amusing for my friends. And guess what? Never once have I heard any local broadcast station interference on this crystal radio. That's remarkable!

Making it even better

Well, as always happens with us guys who play with radios, some "what-ifs" cropped up. I needed to inject some local RF into this gem if any CW or SSB was going to be heard. On hand was an MFJ 40-meter VFO which I connected to the crystal set by way of a coax "T" fitting. One side of the T took the VFO signal, the other took the antenna by way of a banana plug.

Well, here we went again. Goosebumps! As I tuned the VFO through the 40 meter band there were the SSB and CW signals loud and clear! The 200 mW audio amplifier sounded like a regular all-band receiver (with little selectivity) but, boy, could I hear some great stuff!

There was a QSO under way between KC4TX and another guy whose call I couldn't read after taking notes with my shaking hand. I did record a CW QSO between WB4ESH (Dave) near Daytona, Florida, and KB4QHH, near Kitty Hawk, North Carolina. This one I verified by a landline call to Dave at his home at Holly Hill near Daytona. Dave was amazed; and he's an old "sparks" who keeps a crystal set around just for the heck of it.

Next I got the urge to see what an antenna tuner would do for this rig. I connected my Ten-Tec model

Table 1

Signals heard on the 6-18 Mc crystal radio

BBC, most likely via a relay
Radio Havana, Cuba
Radio Moscow...at every 1/8th inch along the low frequency end of the dial
Brussels, Belgium
Deutsche Welle
RSA, Johannesburg, South Africa
Radio Australia (in the early morning)
HCJB, Quito, Ecuador (a regular signal)
WYFR, Florida, Family Radio
CHU, Canada, time signals
Radio Canada International
Voice of America
Radio Nederland
Lots of ham and maritime CW signals
WCC, Chatham, maritime

277 antenna tuner between the antenna and the receiver input and... whoooboy! After selecting the signal I wanted, the tuner was adjusted until most of the crud on either side of the desired signal was much lower. Now, I wonder what would happen if I substitute Bob Grove's MiniTuner III and his Power Ant IIIs for the Ten-Tec?!

So,...?

In simple terms, I had a tunable RD circuit covering 6 to 18 MHz, with most signals heard between 6 and 12 MHz. The Q (selectivity) of the circuit is not great; therefore, the response curve at any given dial setting is quite broad. The strong AM signals predominate and there is a lot of QSB (fading). Sometimes the strong ones fade out and weak ones can be heard loud and clear.

With the CW and SSB signals we have a situation something like a lake in Florida at night when the alligators are floating about with just their eyes above water. An observer with a flashlight (that's our VFO) sweeps it across the lake (that's me tuning the VFO) until the beam meets a 'gator's eye.

Voila! an orange glow wherever the light beam meets an eye. That's one way to explain what is happening when the VFO signal is tuned to one of the many CW or SSB signals in the broad passband of this crystal receiver.

The VFO messes up an AM signal, but does wonders with ham CW and maritime CW and RTTY. The CW sounds great and, wonder, of it all, DX is there! Sigs from Florida, Massachusetts, WCC at Chatham with traffic lists, hams in 8, 9 and 0 land, and some ships at sea.

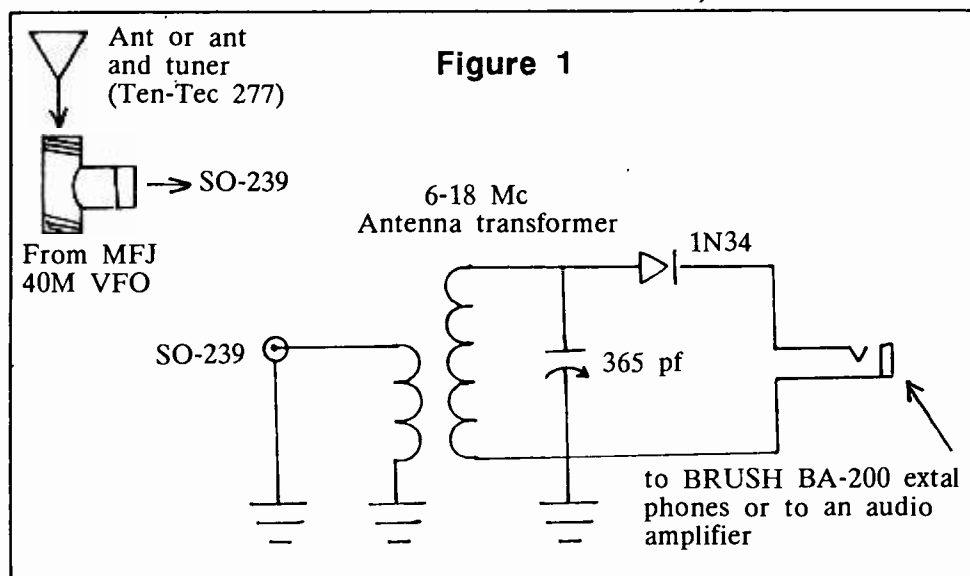
How the 40 meter signals from the VFO beat with the signals in other bands I can't explain,* but they sure do. An audio filter of some simple sort ought to improve the stuff being heard, but that's another "what-if"...and we're beginning to make things complicated.

In retrospect...

I haven't re-invented the wheel; I've just learned to have fun with it. I had been brought up on the idea of limited coverage for a crystal set even though my old friend, Bob Howard, W4LJY, of Arlington, Virginia--a ship's "sparks" from the very early '20s--had thrilled me with stories of hearing class B signals (that's damped waves, spark, to you newcomers) way out in the Pacific and Atlantic. That was long wave DX on primitive receiving sets.

Now, with so much more radiated power and a whole lot of AM, I can vouch for hearing DX on a shortwave crystal set. Ah, ... ain't it fun?!

* (Probably intermod from strong signals--including the VFO--mixing at the diode...Bob)



The Grove Scanner Beam, Omni, and Hustler DCX Discone

by Jack Sullivan

A Note from the Publisher:

It's always a gamble to say to an author, "Go ahead and write whatever you want and I'll publish your findings". Nevertheless, that was the case with this article. Author Jack Sullivan was told he could have two Grove Enterprises antennas right out of stock--nothing special about them. His findings--unabridged--are reported below along with footnotes where clarification was called for.

When Bob Grove offered to let me test his Scanner Beam and Omni against the Hustler DCX discone, I jumped at the chance. My house sits unobstructed on a mountain ridge with line-of-sight access to two metropolitan areas and several busy military bases.

Initial Impressions-- and a couple of problems

The Scanner Beam had the potential of being the ultimate monitoring antenna with capabilities beyond my present omnidirectional setup. It is a log periodic dipole array (LPDA), commonly used for TV reception because of its enormously wide bandwidth while still showing the directional and gain properties of the narrow bandwidth Yagi ("beam").

I wasn't surprised to unpack the Scanner Beam and find an inexpensive TV antenna with a bracket included to mount it vertically rather than horizontally as is done for TV reception. Adding to that "inexpensive" feel was the apparent lack of assembly instructions, a factor that gave me quite a bit of subsequent difficulty despite years of antenna experience (1).

The antenna comes with its elements folded to fit in its box and is extended for installation. The elements pivot on flimsy plastic pieces which lock the elements into their extended positions. Even after taking precautions, one of the plastic pieces cracked (2).

I hope this component failure doesn't result in premature deterioration of the Scanner Beam. Putting an antenna on my roof is just like sending it to the moon--it should work for a long, long time before I see it again! Antenna failures also

follow Murphy's Law: If it's going to go, it will happen at the worst possible time!

The second assembly problem relates to the clamps used to secure the antenna to the piece of aluminum tubing used as the cross boom and supplied with U-bolts and toothed locking pieces. They would appear to face each other--wrong! Both toothed braces are nestled together on one side.

If assembled incorrectly the clamps will not support the weight of the antenna. There is also a danger of collapsing the antenna tubing if the U-bolts are over-tightened (on both the Scanner Beam and Omni as well).

The Omni

I can't comment on the theory behind the Omni because I'm not familiar with it. It is basically a vertical unsymmetrical dipole; the top element is 48 inches long and the bottom is 18 inches. My guess is that this arrangement causes the antenna to be resonant all over the spectrum because it works very well!

Initial Test Results

The Scanner Beam was connected by RG-6/U coaxial cable to an ICOM R7000 receiver. A list of 20 transmitters in the 150-500 MHz range at varying distances was drawn up and tested against a comparison Hustler DCX discone antenna ten feet higher and connected to the receiver by RG-8/U coax.

The results from this first test were both surprising and encouraging; in the 100-150 MHz range the Scanner Beam showed an average 0.36 S-units (over 2 dB) above the discone, and in the 150-500 MHz range, 1.2 S-units (over 7 dB)! The improvement was quite noticeable while listening.

Later Tests

With the Scanner Beam mounted on my chimney and turned by a Channel Master TV rotator, I heard the UHF homing beacon 50 miles away at Navy Lakehurst ("NEL", 274.8 MHz) for the first time; Navy area control ground station at Lakehurst ("Giant Killer", 249.8 MHz); and fire

Freq. Range (MHz)	Omni vs. DCX	Scanner Beam vs. Omni
59.75-127.05	0.9 dB	12.3 dB
141.4-185.75	-8.7 dB	11.6 dB
265.5-282.3	2.9 dB	6.7 dB
419.0-471.0875	2.6 dB	-0.5 dB
880.74-1163.0	4.6 dB	4.2 dB

trucks in Manhattan, also 50 miles away, on their repeater input frequency (154.01 MHz)!

Front-to-back ratio, a good measure of an antenna's directional efficiency, was measured on three NOAA weather broadcast stations. The front was consistently 2 S-units (12 dB) better than the back; in my estimation this is outstanding performance for an antenna costing under \$100 (the Scanner Beam sells for \$49; professionally made log-periodic beams such as are used at FCC monitoring stations sell for thousands of dollars and probably don't work much better!).

The Scanner Beam gives varying amounts of gain over its large frequency range as might be expected. Frequencies in the 25-75 MHz range are received much better than with the Hustler DCX; the difference in signal strength was to be expected as the DCX is advertised to cover only down to 40 MHz and is not very resonant below about 50 MHz.

The Final Test

Being a scientist (chemist) by both training and profession I tried to set up as objective a comparison as possible among the Omni, Scanner Beam and Hustler antennas. A total of 42 received signals were measured on the R7000 S-meter between 59.75 MHz (TV channel 2 audio) and 1163 MHz (nearby TACAN station) with the results shown in Table 1.

Conclusions


The Omni is as good as or better than the DCX except for the segment that includes the VHF high band. The only explanation I can think of is

that the design of this unit produces a null in this range (3).

The Omni is a good buy if you're looking for an omnidirectional antenna covering a very wide range of frequencies. The Hustler DCX coverage is not the same in every direction; the Omni doesn't have that problem.

The results with the Scanner Beam show excellent gain at least up to 300 MHz where it starts to fall off. It is a great product for the money and really enhances a monitoring set-up, either fixed in a single direction or mounted on a rotator. I hear signals with it that were just not there without it. Its uses in direction finding are obvious.

The Grove antennas have now been up at my location over a month and have gone through several severe winter storms with winds in excess of 50 mph; there have been no problems. I now use them as my monitoring antennas. ■



Hustler DCX Discone on the right; to the left, Omni antenna mounted on top and Scanner Beam below on the same mast (A greater vertical separation than shown is recommended, due to possible interaction between the antennas).

(1) *The Scanner Beam is custom made for Grove Enterprises by a leading TV antenna manufacturer, thus the resemblance to a TV antenna. Since all units come with complete installation instructions, obviously Jack's was inadvertently left out of the package.*

(2) *A small run of insulators early this year turned out to be brittle; all broken units were replaced at no charge by Grove Enterprises and the manufacturer has corrected the problem.*

(3) *Minor variations in performance of most antennas will occur with different mounting configurations due to the proximity of other metal such as a mast, nearby antenna or even the feedline.*

WORLD RADIO NEWS
cont'd from p. 5

The announcement went on further to give its full schedule:

0645-0800 (English Service 1)
0800-0900 (French Service 1)

1845-2000 (English Service 1)
2000-2100 (French Service 2)

All programs are beamed to West Africa; however, reception is decent in North America. The restart of the External Service coincided with the 30th anniversary of independence of Ghana. It was originally conceived in early 1960s by Kwame Nkrumah "to quicken the pace of African emancipation from colonialism, white minority settler domination and apartheid." Signing on the air in 1961, it closed some time later due to technical problems.

While the purpose of the original External Service to "provide a voice that would improve the self-esteem of blacks in North America, Europe and Asia," the aim of the revised service is more modest; to build bridges to Ghana's neighbors in West Africa region.

Greece

Radio Station Macedonia from Thessaloniki is currently relaying its domestic service in Greek on short-wave. The schedule is from 0600-1000 UTC (Sundays only) on 9935 and 11595 kHz, 1000-1600 UTC on 9935 and 11595 kHz and from 1625-2215 UTC on 7000 and 9935 kHz. (BBCMS)

Iran

Iran has been using the frequency of 15084 kHz for a relay of its Persian-language domestic service from 0730 to 2030 UTC. While still audible on other frequencies, broadcasts in English (1115-1215), Bengali (1215-1315), Urdu (1315-1415), and Arabic (1730-2030) are no longer heard on 15084 kHz. (BBCMS)

In fact, on March 10, the external service in Persian was reorganized and extended to the following schedule:

1430 to 1630 UTC to the Indian sub-continent; 1830 to 2030 to Europe and 2130 to 0130 UTC to Europe and North America, all on 9022, 9555 and 15084 kHz. [9022 and 15084 kHz were missing from the air for a week during February, the victim of a nasty air raid by Iraq. They have since returned.] The program is now called the "Familiar Voice Program". Their address is 15 Khordad Square, Voice of the Islamic Republic of Iran, Tehran.

Iraq

An Iraqi transmitter on 7140 kHz that normally signs on at 0600 UTC in

order to carry Radio Baghdad's Persian Service to Iran was heard at 0530 UTC without any programs. At a few minutes before 0600, it began playing music from Baluchistan. An announcement, spoken by a man with a Baluchi tribal accent, followed:

"In the hope of a future meeting, oh freedom seekers of Iranian Baluchistan! In the hope of a future meeting, oh Iranian people who are fighting against the band of Khomeini's tyrants! In the hope of future meetings, all you esteemed sons and brothers, we entrust you to God. We invite you to listen to the Voice of Truth and Sincerity which reflects your aspirations; the voice of the movement of the Mojahedin of Iranian Baluchistan; the voice that tells you the truth. This program has been introduced to tell you the clear facts which are as clear as the hearts burning with faith and love for Baluchistan and its noble scions. So that in every corner of the soil of Iranian Baluchistan a bunch of flowers may sprout and blossom; that the children may regain their smiles of happiness and blessings and bounty may return to the fields, harvests and cities. Forge ahead towards a bright future!"

Another voice heard from. Now that's entertainment.

Israel

Kol Israel's 1100-1130 English transmission has been noted on a new channel of 15095 kHz.

Jordan

According to a new schedule from Radio Jordan, the station is on short-wave from 1230 through 1700 UTC on 9560 kHz. Programs are in English and include news, music and even drama.

Kiribati

Broadcasts on 14803 kHz have been heard Fridays at 0645 UTC. During that time, the station is carrying a Radio New Zealand program for stations in the Pacific area. The broadcasts are in AM. Most other broadcasts are in English or I-Kiribati.

Keep an ear on this one. It's a difficult catch -- from a station experiencing some difficulties. Apparently, Radio Kiribati has run up an bill of AUS\$25,000 in unpaid electric bills. The government has allowed the station to go commercial in an effort to raise revenues but it is now using its own generators for its electricity. (RNMN)

Laos

Udomsai Provincial radio now heard on 4535 kHz from 2230 to 0030 UTC and again from 1100 to 1300 UTC.

Libya

Libya has added a new frequency for its Voice of the Greater Arab Homeland broadcasts. That frequency, 21645 kHz, is easily heard in North America from its 1150 UTC sign on until fade out at around 1600 UTC. The program can also be heard on 15415 kHz. Both are in Arabic, however, listen for the words, "jamahiri-ya" (sounds like: "jam e huh ree yuh"), "Libya" (sounds like: "Lee bee yuh") and Reagan. All seem to be repeated at least ten times per minute. (with Mark Swarbrick, Thorndale, PA)

Malawi

The Malawi Broadcasting Corporation (MBC) Blantyre, has reactivated 3381 kHz, as observed several evenings in February. Rapid drums from 0251 UTC, rooster crowing thrice at 0253, then sign-on announcements (including "MBC") followed by music. Returned at 0407 UTC to find hilitype music and ad or ads in presumed Chichewa. QRM? If you enjoy it, you'll have a wonderful time trying to copy this one! (Bob Hill, Sharon, MA)

Netherlands

The English schedule for Radio Netherlands is as shown in Table 1. All transmissions are broadcast daily except for the 0830-0855 broadcast to Australia which is heard weekdays only. The letter preceding the frequency indicates the transmitter site.

Radio Netherlands has been having some problems with the audio from the Bonaire transmitter. The problems occurs when audio is fed over one of

two telephone lines through a complicated transmission path via Curacao, off South America. A new satellite receiving dish is now under construction at the transmitter site, hopefully eliminating the sometimes muffled sounds coming from Bonaire.

Be on the lookout for special programming on May 19 when Prins Claus officially opens the new Flevo transmitter site at 1130 UTC.

New Zealand

New Zealand returned to standard time in early March and Radio New Zealand has announced a new schedule. All broadcasts are heard daily except for the 0345 to 0730 transmission which is heard on Saturdays only.

1830-2105 UTC 11780, 15150 kHz
2345-0145 UTC 15150, 17705 kHz
0345-0730 UTC 11780, 15150 kHz
1030-1215 UTC 6100, 9600 kHz (RNMN)

North Korea

Radio Pyongyang's official English schedule is as follows:

Europe

1300-1400 UTC 9325, 9345 kHz
1500-1800 UTC 7300, 9325 kHz
2000-2100 UTC 6576, 9345 kHz

Middle East and Africa

0700-0800 UTC 13750, 15340 kHz
1500-1800 UTC 9960, 9977 kHz
2000-2100 UTC 9960, 9977 kHz

Table 1

B = (Bonaire) Netherland Antilles, F = (Flevo) Holland and M = Madagascar

Time	Frequency	Target
0230-0325	F 6020, F 9895	East Coast North America
0230-0325	B 6165, B 9590	East Coast North America/Caribbean
0400-0425	F 7175, F 9895	Middle East/East Africa
0530-0625	B 6165, B 9715	West Coast North America
0630-0655	F 9895, F 11930	West Africa
0730-0825	B 9630, B 9715	New Zealand/Australia
0830-0855	B 9630	Australia
0830-0925	M 17575, M 21485	Asia
1030-1125	B 6020, B 9650	Australia/Caribbean/Surinam
1130-1225	F 5955, F 9715, F 17605	Middle East/Europe
1130-1225	F 15560, M 17575, M 21480	East and Southeast Asia
1430-1525	M 11735, F 13770, F 15560, M 17575	South and East Asia
1430-1525	F 5955	Europe
1630-1725	M 6020, M 9515	South and East Africa
1830-1925	B 17605, B 21685	Central and Northwest Africa
1830-1925	M 6020, M 9540	South and East Africa
1830-1925	F 6020	Europe
2030-2125	M 9540, M 9715, F 9895 F 11740	West Africa

Southeast Asia

0400-0500 UTC 15140, 15160
15180 kHz
0600-0700 UTC 9530, 13650
15160, 15180 kHz
0800-0900 UTC 9530, 11830
15160, 15180 kHz
1400-1500 UTC 7300, 9555 kHz

North America

0000-0100 UTC 15140, 15160 kHz
1100-1200 UTC 7300, 9977 kHz
1200-1300 UTC 9600, 9715 kHz
2300-0000 UTC 11735, 13650 kHz
(Sandy Manning, Plano, TX)

Spain

Spanish Foreign Radio broadcasts to North America daily at 0000, 0100 [both on 6125 and 9630 kHz] and 0500 UTC [6125]. All broadcasts begin with 15 minutes of news. Other programs include:

UTC Sunday: :15 Sports Round-up, :19 Press Review, :24 Radio Club, :39 Regional Music, :42 Excursions in Spain

UTC Monday: :11 Sports Round-up, :15 Weekly Summary of Events in Spain, :20 The Spanish Presence in the United States (A series on Spaniards who, beginning with the days of exploration, have left their mark on the U.S.), :30 DX, :40 Regional Music, :43 Spain's Cities

On Tuesday through Saturday, the program is divided in two parts. Panorama: (Includes Spanish pop music, editorial comments, press review, weather bulletin) Spain Today: (Political, economic, cultural, scientific and human interest topics. On Tuesdays, there is a sports program.)

Surinam

Radio Surinam International has announced that they will be adding Spanish language broadcasts to their line-up later this year, via the 250 kW transmitters of Radio Bras in Brazil. Surinam is already on the air in via Brazil in Dutch and English. Programs are fed via phone line from Paramaribo.

Surinam already relays over Radio Bras on 17755 kHz, weekdays from 1700 to 1745 kHz in Dutch and English.

United States

According to a source at Radio Marti, management at the station is "abusive, autocratic, unprofessional and demoralizing" and that employees are "bailing out as fast as they can qualify for vacant jobs elsewhere in the VOA." The problem is so severe, said an anonymous source, that the remaining staff is "stretched to the limit."

Allegations include missing job descriptions and performance evaluations, arbitrary and capricious shift assignments, favoritism and pre-selection for promotions and politics and secrecy in outside hiring. Said an official of the American Federation of Government Employees (AFGE) who is representing the Radio Marti staff, "We just hope Marti's management wakes up to the need for modern, constructive employee relations while they still have employees and a program to manage." VOA director Richard Carlson has responded with an internal investigation.

Rev. Lester Sumrall, the man behind World Harvest Radio International and who says he is "chasing communism, not with bullets but with the Gospel," has sent a letter to listeners and supporters asking for \$60.00 so that he can buy a new four and a half million watt shortwave transmitter. The total cost of the transmitter is \$426,534.00.

Says Sumrall, "Since we signed on the air, we have divided our [broadcast] time between Europe [12 hours a day] the Near East and Africa [12 hours a day]. With a second transmitter, we would be able to broadcast behind the Iron Curtain 24 hours a day."

It is believed that the transmitter Sumrall speaks of is one originally ordered by KVOH for their new site in California. But KVOH backed out of the deal, reportedly citing technical problems with the unit. KVOH eventually purchased a used transmitter from HCJB in Ecuador. Should you wish to help Dr. Sumrall, WHRI's address is P.O. Box 12, South Bend, Indiana 46624. Says Sumrall, "I will put the name of every partner who contributes at least \$500.00 on the big, beautiful blue door of this mighty voice of salvation."

The Voice of America has, "because of budgetary restrictions," cut back on some of its transmissions in English and several other languages. Gone is the daily English broadcast from 0700 to 0800 UTC to Europe, North Africa, and the Middle East. Also among the missing in the English category is the 2200 to 2300 UTC broadcast to Africa.

The VOA also dropped all weekend programming in Swahili and Hausa to Africa, cutting back from seven to five hours a week. Daily broadcasts in Vietnamese and Russian to European USSR were cut back by one hour.

Fortunately, all is not lost. There has been an increase in Creole language broadcasts. Starting in 1978 with a generous four minute newscast every Friday, it was jacked up to 15 minutes a day during the Haitian revolt against Duvalier in February of 1986 and now

offers the brave people of that impoverished nation a full half hour a day. It can be heard on 9640, 11740 and 15120 kHz starting at 2130 UTC.

The official schedule for KNLS, Anchor Point, Alaska is:

0800-1100 5960 (English to Asian Pacific Coast)
1100-1230 5990 (Chinese to China)
1230-1400 7400 (Chinese to China)
1400-1630 6090 (Russian to Central Russia)
1630-1930 7355 (English to Asian Pacific Coast)
1930-2200 7355 (Russian to Asian Pacific Coast)

The European service appears to have been dropped.

KSDA, Adventist World Radio in Guam, conducted some tests in early March. And according to Arthur Cushen, the station's schedule is an entirely new one.

0000-0800 UTC 11720 kHz
0800-1200 UTC 11840 kHz
1200-1600 UTC 11920 kHz
1600-1700 UTC 11710 kHz
1700-2200 UTC 11705 kHz
2200-0000 UTC 11880 kHz
(RNMN)

U.S.S.R.

Radio Moscow has increased its broadcasting to Latin America in Spanish and German. In Spanish, one hour has been added from 0200 to 0300 on 7105, 7175, 7250, 7280, 7360, 7370, 7390, 9610 and 9710 KHZ. Radio Moscow is now broadcasting in Spanish to Latin America continuously from 2300 to 0500 UTC with a regional service to Cuba from 0030 to 0100 and 0200 to 0300 UTC and for Chile from 2100 to 2200 and from 0230 to 0330 UTC.

The German transmission runs from 0530 to 0630 UTC on 7230, 7360, 7420, 9450 and 12010. This brings Moscow's weekly output of German to 49 hours, not including the daily 30 minute broadcast from Radio Station Peace and Progress. This is the first time Radio Moscow has had an early morning service in German since 1969. (BBCMS)

Radio Moscow now has a new Editor-in-Chief of their North American Service. He is Spartak P. Alexeyev, who replaced Konstantine Zlobin.

Vanuatu

Radio Vanuatu stopped broadcasting after the island was hit by a cyclone. The station building was severely damaged. Radio Vanuatu operates on 3945 kHz (10 kW) and 7260 kHz (2

kW) from 1900 to 1115 UTC. Broadcasts are in Bislama, French and English and include relays of both Radio Australia and the BBC.

Vatican

Vatican radio has experienced the loss of 9645 kHz. That frequency, usually on the air from 1815 to 2200 UTC, is missing due to a transmitter overhaul.

Vietnam

The Voice of Vietnam broadcasts in English on the following schedule:

1000-1030 UTC 9840, 12020
1100-1130 UTC 7419, 12020
1330-1400 UTC 9840, 12020
1545-1600 UTC 10010, 12035
1600-1630 UTC 9840, 12020
1615-1630 UTC 10010, 12035
1800-1830 UTC 9840, 12020
1900-1930 UTC 9840, 12020
2030-2100 UTC 9840, 12020
2330-0000 UTC 9840, 12020

The Voice of Vietnam does not formally announce target areas for its broadcasts but it is thought that none are specially intended for North America and in any case, reception is generally poor in this country. The 7419 kHz frequency used in the 1100 to 1130 UTC transmission is announced as 7416 kHz but actually drifts as high as 7436 -- so scout around. Those interested in "brushing up" their Vietnamese might also want to tune in 6450 and 7419 kHz from 0100 to 0200 for news in slow, dictation-speed Vietnamese.

Yemen, People's Democratic Republic

Dr. Muhammad Ahmad Jirghum, Minister of Culture and Information, has issued a decree appointing Fadl Mutlaq as Director General of radio broadcasting. If you feel strongly about the absence English broadcasts from the People's Democratic Republic of Yemen on shortwave, take this opportunity to write to Mr. Mutlaq and tell him that his country desperately needs an English language service to North America. His address is P.O. Box 1222, Aden, People's Democratic Republic of Yemen. And once again, perhaps -- just perhaps -- the words "Idha'atu-I-gumhuriya al-Yaman ad-dimuqrattiya ash-sha'abiya min' Aden" will ring out strong and proud on shortwave receivers in the United States of America. Yemen! ■

World Radio News is provided to Monitoring Times as a public service by World Radio Report magazine. Sample copies of WRR are available for \$2.50 in North America, \$3.50 elsewhere in the world. Subscriptions are \$18.00 in North America, \$26.00 elsewhere in the world for 12 issues from Miller Publishing, 3 Lisa Drive, Thorndale, PA 19372-1034 USA. Copyright 1987 The Foundation for International Broadcasting, Inc. All rights reserved.

An Unsurveyed Opinion

The article concerning 1987 survey results (p.5, 4/87 edition) would of course indicate that most of those who bothered to fill out the survey would be shortwave listeners instead of scanner listeners. After all, only 1-1/4 of the 23 questions asked (one concerning favorite make/model of scanner and a four-parter about hours devoted to listening) had anything to do with scanning.

The article itself described it quite succinctly; "If you ask bus riders their favorite mode of transportation, most will say 'the bus.'" Since the survey was obviously biased towards shortwave listening I didn't bother filling it out; and possibly the other 20,199 non-respondents felt the same way.

The magazine is still the best there is, and the very timely articles concerning scanner modifications and new models really help keep me informed. Although my own personal opinion is there are too many shortwave articles, I understand completely that if it weren't for the diverse coverage in the pages of *MT*, it would not enjoy the success and low subscriber rates that it now has.

John D. Comstock
Stillwater, OK

Swearing Off

Would you please reconsider your policy of allowing profanity to appear in your publication? Admittedly our society has generally accepted the use of the name of the Lord to express emphasis, amazement, surprise, anger and is the writer's device in sit-coms to elicit laughter. But there are still some people who are grieved by the careless use of the Lord's name, who take seriously what the Bible says in Exodus 20:7.

As publisher surely you do not have to allow your editors to leave profanity in their columns, as happened on page 13 of the April issue.

Edwin Hill
Kaufman, Texas
Reader Hill refers to an interview with DXer Bob Hill as conducted by MT editor Larry Miller. It is a judgment call in journalistic reporting as to which quotes may prove offensive to a reader. Although the passages in question are very common in American parlance, we are sorry that reader Hill took offense.

"Insufficient Address"

A word of warning to people who wish to order the *Police Call Radio Guide* (reference p.47 of April 1987 *MT*): their letters may get returned by the Post Office Department. I sent in an order for this publication from the printed

announcement that it was ready and the letter was returned because it had no street address (because the company doesn't provide one in any of their literature).

Let the buyer beware. I for one refuse to do any business with this company ever again!

Larry Dale Anderson
Mesa, Arizona
Hollins, a reliable company, has used this address for years. We have no explanation as to why your order was returned. Have any other readers had a similar experience?...Bob

Raven Society Unmasked!

In *MT* some time ago it was reported that the Raven Society of British Columbia had a very large number of stations operating on the assigned frequency of 9115.5 kHz with 3A 3J type emission. I'm sure many people were puzzled as to why this organization with so many stations was not recognized by at least one *MT* reader.

Just recently I came up with an answer to my question. Indians!

You heard it folks. The Raven Society of British Columbia is a regional net for native Indian communities on the west coast. 9115.5 and three other frequencies on HF are to be used for anything including off shore fishing.

The original purpose was to give the communities a way to keep up their cultural ties but as things went on some bands added BC Tel crystals to their radios and eventually some radios ended up in the garbage.

There has been a small surge in interest in getting the network going again before they lose the frequencies altogether, so you might want to try 9115.5 SSB when the band is up.

Any questions? Contact me at: Communications, P.O. Box 712 Station B, London, Ontario, Canada N6A 4Y8.

Tony Trollope
London, Ontario

President in the Clear

After reading "Surveillance: Part II; Not Being Compromised," by Jerry Cody in the April '87 issue, I wish to point out one error.

In the article's third paragraph, Cody talks about the 10 Oct '85 non-secure phone patch from President Reagan aboard Air Force One returning to Andrews AFB from Chicago, to Secretary of Defense Weinberger who had just departed Ottawa for Maine aboard SAM 30502. Mr. Cody states that the reason the phone patch was in the clear was because the encryption keys aboard both aircraft were incompatible.

This is not true. I believe the call went in the clear because of a malfunction with crypto gear aboard one of the aircraft. The SAM fleet

does not have secure voice capability on HF yet, and because of several technical reasons, the only possible link for them to use to communicate directly was HF voice.

In any event, I believe the actual conversation made no direct mention of the hijackers, nor of the Achille Lauro. The very brief dialog went along the lines of the President saying, "Go ahead with the plan earlier discussed, and contact me when it is completed."

Direct information to and from the aircraft regarding the plan to divert the EgyptAir 737 went via a secure record circuit ("India Oscar"), and as far as I know, all involved parties were kept fully informed by secure means.

Tim Tyler
Ypsilanti, MI

Matthias Not Bought

Re: Editorial "The Best Congress Money Can Buy" (April 1987). I protest the use of former Senator Charles Matthias' name in a most unfair way.

As a United States Senator, Charles Matthias had the highest respect of his colleagues and his constituents for his integrity, his intelligence, and his independent-mindedness.

When you juxtapose his statement concerning congressional fundraising overwhelming good judgment with the fact of his sponsorship of the Electronic Communication Privacy Act of 1986, you imply that this support for the Act was influenced by fundraising.

Nothing could be further from the truth. In view of the fact that at the time Senator Matthias gave his support to this Act he had already announced his decision not to run again, fundraising pressure was not a factor in his support of the bill--even if he were susceptible.

The quotation you attribute to Senator Matthias was made in the context of his campaign against the law permitting Political Action Committee support of congressional races.

Nathaniel Finestone
Mountainside, NJ

Hamtronics Converter

You asked for comments from owners of 800 MHz converters. I own a Hamtronics unit which I am very pleased with; I have it attached to a Radio Shack PRO-2021 and it works fine.

Being a technician for a Motorola repair facility and having to monitor customers and our trunking system it performs great; sensitivity is .5 uv. I own one personally and my shop has four other units attached to BC210's and M100's.

From my personal experience,

the Hamtronics unit doesn't perform well with BC250 and BC210 units as it will receive the channels, but in scan mode it will skip over channels in use! Even if you type in our control channel, which is up all the time, it will ignore it 90% of the time! I think this has something to do with Bearcat's different IF stages. If we wish to monitor our five-channel trunking system, we must step to each channel manually to listen.

However, when attached to M100's or my Pro-2021, it will lock on to each channel every time! They do work well and the price is reasonable, too.

Using a Motorola 3 dB gain mobile antenna at my house on a mount provides excellent and clear reception. When using these converters you just about have to use an antenna specifically for 800 MHz; a Hi-band or Tri-band antenna just won't get it!!

Curtis Harbin, Tech.
Tri-Cities Communications
Johnson City, TN

GRE America Converter

After reading your comments on 800 MHz converters in the March issue, I thought you might be interested in my experience with the GRE America Super Converter 8001. I have found the unit to be totally satisfactory. I have not measured sensitivity, but it receives all of the local frequencies at full quieting.

The enclosure is an attractive metal box. The quality looks good. It has a short output cable terminated with a Motorola plug which many scanners use for external antenna input. A short quarter wave whip is included. The whip can be unplugged to allow external antenna input. The unit is powered by a 9 volt transistor battery but has a jack for external powering. I have found that I can leave the scanner whip connected and have the converter plugged into the external antenna connection (converter on) and receive both 800 MHz and regular scanner frequencies without unacceptable degradation.

The offset frequency is 400 MHz which makes the frequency translation very simple.

When I ordered the unit the company said the converter was being taken off the market because of ECPA but I have continued to see ads for it since then, so don't know the status now.

The price was \$59.94 plus \$4.00 shipping without any surcharge for credit card use. Their address is: GRE America, Inc., 425 Harbor Blvd., Belmont, CA 94002; 800-233-5973/ 415-491-1400.

Joe Myers KD4A
Pelham, Alabama

SWL Call Letters

Caught some flak -- both pro and con -- concerning last month's comments on shortwave listener's "call letters". Still, I have to stick to what I said: call letters for SWLs are useless -- they literally serve no purpose. They don't get you any better "service" when QSLing broadcast stations. And there is not one station -- not a single one -- to whom you send mail with these calls that doesn't know they're phoney.

God knows, getting a legitimate amateur radio call is becoming easier with every passing year. If call letters are what you want, get a ham ticket. Ham calls signify something -- you earned them. And there are groups like the Federal Communications Commission and the American Radio Relay League who actually have the need and organization to utilize them. But SWL calls? C'mon!

Ike Kerschner, who first brought the subject up in his February *Monitoring Times* column, replied with a note saying, "If all the listener is interested in is SWBC [shortwave broadcast stations] then I agree with you that call signs are unimportant. But the listener interested in QSLing amateurs" continues Ike, "is at an advantage using a call for two reasons.

"First, it identifies him to the amateur and makes it a bit easier to do the QSL chores. Most amateurs prefer to send the card to a bureau because it keeps costs down and is easier than addressing many individual cards.

"Second, if a QSL bureau receives a QSL card addressed to Larry Miller, how do they look it up? Envelopes are usually filed by call sign at the bureau and having a call makes things easier for the folks who must distribute the cards."

In any case, for those unfamiliar with these bureaus -- and again, I emphasize that this is for people who QSL ham radio operators only -- I should explain that the SWL or amateur sends several self-addressed, stamped envelopes to the bureau, they file them and as cards come in, they are placed in your envelope. When your envelope contains about 8 cards, they are mailed to you.

But how about about filing these envelopes by name, I wonder to myself. Does it make it all that much easier for the bureau to file my envelope under "Miller, Larry" than to file it under "KMILLER8847-NBC0711"?

I called the American Radio Relay League, which works on behalf of

amateur radio operators much as the Foundation for International Broadcasting does for SWLs and I spoke with Bob Schetgen, Technical Information Specialist. Bob feels that the SWL call letters "are probably more for a sense of belonging than anything else" although he adds, "I suspect they could help when dealing with the bureaus." In any case, Bob points out that the ARRL's outgoing QSL bureau is open to members only.

In the end, I guess that if wearing half a melon on your head when you listen to shortwave helps you have fun with your hobby, then do it. If printing up cards with "call letters" on them does the trick for you, then enjoy. After all, that's what it's all about. Fun. And God knows there's always someone out there in shortwaveland willing to sell you whatever you want.

Call-in Shows

A lot of stations are starting to pick up on the idea of using the phone to maintain contact with listeners. And that's the subject of a note from Perry Oliver in Pittsburg, Pennsylvania. "Do you really think anyone is going to spend ten or twenty dollars to call one of these overseas numbers you've been listing for the stations?"

Can't say, old man. Although I should point out that given the right time of day, calling overseas can now be less expensive than a call across the state at the same time period. Among those to get on the bandwagon are HCJB -- which seems to have no shortage of people willing to drop a dime for their call-in shows. To get their answering machine you have to dial 011-593-2-241-550, and then ask their HCJB switchboard operator for extension 489.

Finland, however, has the ultimate. They have a toll-free number in the U.S. Just dial 1-800-221-9539 and you'll connect with another answering machine that'll give you the latest Radio Finland schedule. Then there's 60 seconds in which to leave your message -- comments about programs, etc. The messages are then, says a station official, sent to Finland for reply. Radio Finland says it's less expensive than printing and mailing out program schedules all the time.

It's an interesting concept and I'll be interested to hear how it works out. And in your comments. Give the number a ring. Then let me know if you think it replaces the printed schedule. Of course, when you do ring, please mention you read about it in *Monitoring Times*.

Speaking of phones, there have been some questions as to why it is difficult -- nix that -- impossible to get through to the Thorndale office by phone. Please allow me to apologize for the inconvenience and to explain. Thorndale is an office separate from *Monitoring Times* headquarters in Brasstown, North Carolina and therefore unequipped to handle the large volume of calls that often pass through here. Further, there is only one line. Thus, the chances of an all-day busy signal are great.

We do, however, purposely leave the phones open from 4 to 5 PM EDT Monday through Friday for your prepaid calls. The number is 215-384-8944. Calls at other times of the day are often met by that annoying busy signal or our troublesome answering machine, Fred.

As always, we welcome your cards and letters. The address -- if you want to make me walk down to the post office -- is Box 691, Thorndale, PA 19372. If you're feeling kind, send it here at 3 Lisa Drive and I'll only have to trot down to the mailbox.

Until the next time, good listening. And P.S. Look for some surprises in the next issue of *Monitoring Times*!

INDEX OF ADVERTISERS

AF Systems	27
Coco Enterprises	50
Communications Electronics	33
EEB	17, 47
Galaxy	31
Grove	2, 15, 19, 47
Ham Radio	43
Icom	64
Miller	11, 63
Scan America	29
Scanner World	49
73 magazine	25
Universal	39

Don't Miss A Single Issue!

Have you renewed?

Check the expiration date next to your name on the mailing label - the date shown will be your last issue. If you need to renew, use the form below.

No expiration date?

Then this is your free sample. Subscribe today!

YES!

I Would Like to Subscribe to MT!

U.S., Canada and Mexico

- 1 Year for \$15 (12 issues) 2 Years for \$26 (24 issues) 3 Years for \$37 (SAVE \$8.00!) (36 issues)

Price effective through June 30, 1987

Subscription will start with next issue; current copy \$2 if available

Foreign Subscribers:

- 1 Year \$22.00 2 Years \$42.00 3 Years \$61.00

All foreign subscriptions must be paid by International Money Order in U.S. funds drawn on a U.S. bank with federal transit numbers imprinted on check or Postal Money Order.

NAME _____

ADDRESS _____

CITY _____ STATE _____ ZIP _____

Subscribe for a friend!

NAME _____

ADDRESS _____

CITY _____ STATE _____ ZIP _____

Please send a gift card signed from _____

PAYMENT MUST ACCOMPANY ORDER!

Make checks payable to: **MONITORING TIMES**
140 Dog Branch Road
P.O. Box 98
Brasstown, NC 28902

STOCK EXCHANGE

NOTE: Monitoring Times assumes no responsibility for misrepresented merchandise.

PERSONAL SUBSCRIBER RATES: \$.10 per word; NON-SUBSCRIBER RATE: \$.25 per word. All ads must be paid in advance to Monitoring Times. All merchandise must be non-commercial and radio-related. Ads for Stock Exchange must be received 45 days prior to the publication date.

COMMERCIAL RATES: \$30 payment must accompany ad, payable to Monitoring Times. Send 2-1/4" x 2" camera-ready copy or send text.

WANT TO BUY: REGENCY M-400 scanner with manual and accessories. Write or call: Ron Hughes, 1902 Lausanne St., Memphis, TN 38117 (901) 682-0945.

WANTED: Frequencies related to the Indy 500. Drivers, pit crew, security, crash, track crew, etc. Will refund postage. Timothy Rall, 12027 Summerville Dr., Sharonville, OH 45246; (513)671-2221.

WANTED TO BUY: Radio not too expensive that would pick up all aircraft, space shuttle, and most satellites; also Air Force and weather air stations. Gene Perryman, Box 1104 Rt. 2, Kendrick, Idaho 83537.

COLLINS Military surplus cache, R-390 receivers and like equipment, parts, manuals. 35 East Pond Rd., Narragansett, RI 02882; (401) 783-7106.

WANTED: ICOM 551 6-meter transceiver. WB3HWF, 1575 Ditmore-Stroll, Newark, OH 43055.

ATARI P/D software for ham, SWL, and etc. For sale or trade. SASE for details. Jerry Callam, 10 Avalon Rd., Mount Vernon, OH 43050.

JOIN a radio listening club. Complete information on major North American clubs and sample newsletter \$1.00. Association of North American Radio Clubs, P.O. Box 462, Northfield, MN 55057.

NRD-515, 3 Collins filters, speaker, mint, \$975.00. SONY-2010, \$225.00. Mark Gorden, (415) 556-5116; (415) 752-2013.

ALDEN Weatherfax chart recorder Model 9321, new condition, 9 rolls ALFAX paper, two new stylus belts, price \$600.00. Mort Pratt, Box 7671, Portland, ME 04112.

For Sale: INFO-TECH M200F. Like new, little used with original box and manual, \$189. Riley Kinney, 1325 Woodgate Way, Tallahassee, FL 32312, (904) 487-1089.

Wanted: GROVE Scanner converter for 225-400 MHz military aircraft. John Todd, 1606 Sanya Circle, Anchorage, OK 99508, (907) 337-9737.

Custom made tie clasps and lapel pins - Engravable with your call letters. Send large SASE for illustrated list. Michael S. Sabodish Sr., 11-A Matawan Avenue, Cliffwood, NJ 07721.

Wanted: Tube HiFi equipment (all makes and models). Early loudspeakers and HiFi magazines. Jack Smith, 288 Winter Street, N. Andover, MA 01845.

SONY ICF-2010, like new. \$275. Write: DB, 1312 Skyline, Stillwater, OK 74075

Homebrew Projects - Lists, SASE. WB2EUF, Box708, East Hampton, NY 11937.

**To subscribe to
THE MONITORING TIMES
Please turn to
page 61**

A.P.T. Associates

GOES/TIROS Weather Satellite Receiving Systems

Now carrying the Wraase FX660 videofacsimile terminal and the Timestep Frame Store (a complete system)

Ask us about the M-800 and DL-19W!

G.P. Mengell
2685 Ellenbrook Drive
Rancho Cordova, CA 95670 (916) 364-1572

NJ-NJ-NJ-NJ-NJ-FINALLY!

A Ham - SWL - CB - Scanner store in NJ
Discount Grant Opening Prices
Top performing radio systems
for any budget
New 10 meter and VHF/UHF rigs

Antenna Specialists, ARRL, Astatic, Azden, B&W, Belden, Bilal, Butternut, Clear Channel, Diawa, Diamond, Kenpro, Kenwood, KLM, Larsen, Mirage, Nye, Santec, Sanyo, THL, Yaesu, Welz & more
Open M-F 10am-9pm, Sat 10am-7pm
Have qualified repair facility

ABARIS SYSTEMS
276 Oriental Place
Lyndhurst, NJ 07071 (201)939-0015

SILENCE IS GOLDEN

... with VOICEGATE NOISE REDUCTION!
Fantastic studio technology eliminates background QRN! Features gated audio, dynamic expansion, 2 notch filters 1 band pass, cassette remote control, and more!
Write for our free brochure (sase) or send \$3.50 for a VOICEGATE demo cassette & brochure.
Indiana include 5% tax. 10 day trial offer!
JABCO ELECTRONICS
R1 Box 386
Alexandria IN 46001
9995
+ \$4 shipping



IF YOU BUY, SELL OR COLLECT OLD RADIOS, YOU NEED...
Antique Radio's Largest-Circulation Monthly Magazine



ANTIQUE RADIO CLASSIFIED

Articles - Classifieds - Ads for Parts & Services.
Also: Early TV, Ham Equip., Books, Telegraph, 40's & 50's Radios & more...
Free 20-word ad each month. Don't miss out!
Sample - Free. 6-Month Trial - \$10.
1-Year: \$18 (\$24 by 1st Class). Foreign - Write.
A.R.C., P.O. Box 2-P2, Carlisle, MA 01741

"Radio's First Two Decades"

A newly published book on radio's beginnings from Marconi to KDKA's garage broadcasting station. Actual photographs.

\$3.50 plus \$1 shipping.

COLOGNE PRESS
P.O. Box 682
Cologne, New Jersey 08213

Get A FCC HAM LICENSE In Just 9 Weeks!

The FCC goes public with all amateur radio test questions. Volunteer Hams will give the tests.

A code & theory home-study course prepares you to pass your Ham Radio Test and receive FCC call letters. No previous electronics background required. All 200 novice test questions and answers covered in our tapes and book. Have fun learning the code with our tape cassettes.

GUARANTEED PASS! Send for more details, or \$64.00 for the complete beginners course, now!

Gordon West Radio School 2414 College Dr., Costa Mesa, CA 92626



** FREE CATALOG **

Latest scanner and short-wave books, accessories product info & discount prices on select items. Send for FREE catalog:

Firecom Communications
Post Office Box 61-M
New York, NY 10011
Phone (212) 989-5773

BUY, SELL, TRADE, SHORTWAVE HAM AND OTHER ELECTRONIC GEAR!!!
TECHNICAL ARTICLES!!!!!!!!!!!!!!!

THE COMMUNICATION PCST

BOX 1771 GRAND FORKS, ND 58206-1771
SEND LARGE SASE FOR SAMPLE COPY!
ONLY \$9.95 PER YEAR!!!!!!!!!!!!!!!
24 ISSUES!!!!!!!!!!!!!!!

Controversial, Important, Unique Information: Full Disclosure

(Watching Big Brother since 1984)

Full Disclosure is an important monthly newspaper that reports on abuses by the government, citizen's rights, privacy, technology and much much more. Subscriptions only \$15/yr. Free sample issue.
FD, Box 8275-F8, Ann Arbor, MI 48107

RADIO ASTRONOMY

If you have in mind to do radio astronomy at any level of expertise, we can supply you with technical information and modular equipment to do the work. For a free brochure describing our services and products write:

BOB'S ELECTRONIC SERVICE
7605 DELAND AVE.
FT. PIERCE, FL 33451
PHONE (305) 464-2118

Would You Like to Separate Signals Better and Improve Weak Signal Reception??

We have 8 pole crystal filters from most ICOM, Kenwood and Yaesu radios. Prices start at \$60.00

• For ICOM R70, R71A - Model IR455H1.05X, SSB 2.1 kHz - \$ 99.00 Ea. Replaces FL-44A exactly. Also, FL44A Clone, Model IR455H1.2X, SSB 2.4 kHz

• For Kenwood R1000/R2000/R5000 - Drop in Filters: \$ 60.00 Ea.
SSB 2.1kHz IR88H2.1 CW 400Hz IR88H400
AM 6.0kHz IR88H6.0 CW 250Hz IR88H250

8 pole crystals available for most popular receivers and transceivers. Send a SASE (39¢) for our latest catalog.

INTERNATIONAL RADIO, INC.
747 South Macedo Blvd., Dept. MT
Port St. Lucie, FL 33452 (305)879-6868.

Stay tuned in with our ICOM/Kenwood/Yaesu Newsletters - currently renewing for 1987. The response is overwhelming! Be a part of one of the world's largest information sources for amateur radio equipment. Subscribe now! Seven years of back issues available.

8 MOST WANTED

1987 EDITION **WORLD RADIO TV WITH Handbook** Now in Stock! \$17.95



It's here and it's in stock! Shortwave's "old faithful" is here again in a new, 41st annual edition. 576 pages -- arranged country-by-country -- of station names, addresses, schedules, languages -- even phone numbers. The standard professional reference to world radio and TV. 576 pp. \$17.95.

Shortwave Radio Listening with the Experts Gerry L. Dexter



The biggest, most comprehensive guide to the monitoring hobby ever produced. Over 500 big pages take you from "Getting Started" to antennas, receivers, fundamentals of propagation, DXing, and language recognition -- 25 chapters in all written by some of the top names in the field -- Magne, Berg, Jensen Helms, Dexter and more. \$19.95.

Shortwave Listener's Antenna Handbook Build Yourself a New Antenna!

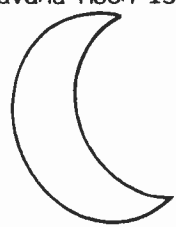


Even the most sophisticated receiver can pick up only hum-drum signals if the right antenna is not in place. And a relatively inexpensive radio can bring in some pretty impressive signals when it's attached to the right antenna. Just in time for spring! An invaluable guide to understanding, designing, building and installing all sorts of antennas. 191 pp. \$11.95

NEW! INTERNATIONAL BROADCASTING

We first came across this book while doing a senior research paper in school -- and fell in love with it. In fact, were so impressed with it that we're now decided to offer it for sale to shortwave listeners everywhere. Written in 1982, it is the product of some 25 years of research by one of the leading scholars in the field. For the serious shortwave listener who wants a fuller, more complete understanding of the fascinating medium of shortwave, this book is an absolute must. Easy reading, too! Hardback 36.90

Havana Moon is Back!



Uno, Dos, Cuatro: A Guide to the Numbers Stations


Just about everyone who's ever listened to shortwave has heard them -- somber-voiced men and women reading out seemingly meaningless groups of numbers in any one of a variety of languages. But what are they? And who's responsible for them? Former MT columnist Havana Moon attempts to shed some light on this decades-long mystery in a new, 73 page report. Excellent reading! \$13.95

SHORTWAVE LISTENING HANDBOOK Perfect for Beginners!



We've had a lot of requests over the years for a good, solid, beginner's book on shortwave -- something that starts with the basics and can explain them in easy-to-understand terms. And we finally found one. Former Popular Communications columnist Harry Helms covers shortwave from A-Z in a way that's easy to understand for anyone who's just getting started. \$14.95

RDI



Radio Database International is the *ultimate* frequency guide to the shortwave bands. And with its easy-to-use computer-generated graphics, high accuracy and reliability, it's become our best selling book for two years in a row! Also includes Larry Magne's highly-acclaimed receiver reviews -- no longer found in the World Radio TV Handbook. Shortwave has a new "bible!" Get your copy today and be an instant expert on the shortwave bands! Just \$12.95.

CONFIDENTIAL Frequency List BY OLIVER P. FERRELL



Compliment your Radio Database International -- with its coverage of the shortwave broadcast bands -- with a copy of Confidential Frequency List. Covers the non-broadcast bands from 4000 to 27999 kHz including everything from ships at sea to embassies to Press Agencies like Tass to INTERPOL and weather stations. \$15.95.

Also Wanted...

The Eavesdropper Antenna We don't usually sell anything but books. But when the Eavesdropper came along, we couldn't resist. Says equipment reviewer Larry Magne, "The Best...Made the way an antenna should be." Only 40 feet long, the Eavesdropper comes completely assembled and ready to use. Constructed of heavy, 14-gauge antenna wire, it includes 100 feet of transmission line (to connect the antenna to your receiver) and can be installed outdoors or in. Specially tuned trap circuits bring you the best reception for whatever band you're listening to. Peak performance on 11, 13, 16, 19, 25, 31, 41, 49, and 60 meters. And it's made in the U.S.A.! Get the most out of your receiver with the best trap dipole antenna -- the Eavesdropper. Not available outside the United States. For optional UPS shipping, please add \$3.50. \$59.95 and just in time for spring!

Complete Shortwave Listener's Handbook, 3rd edition by Bennett, Helms and Hardy. A new, revised edition of this classic guide to shortwave listening. A great introduction. Preface by the VOA's Gene Reich, host of shortwave's feeblest DX program. 294 pp. \$16.95

Radio Receiver: Chance or Choice by Reindeer Lichte. Reviews of over 100 receivers -- from the ICOM R71A to the Sony 2010 -- by German Engineer Rainer Lichte. \$18.50

Shipping Information

*** Your personal check is always welcome at Miller Publishing. And no delays while you wait for your check to clear the bank with *Telecheck!* To qualify for Telecheck same-day shipping, simply write your driver's license number and state of issue on the check.
 *** Shipping by U.S. Postal Service book rate to addresses in the United States is free. Allow up to three weeks for delivery. Canadian customers please add \$3.50 per order for delivery by first class mail.
 *** Optional United Parcel Service shipping is now available from Miller Publishing. Simply check the appropriate box on the order blank and add \$1.50 per book. Delivery time varies from two to seven days -- and your package is automatically insured against loss or damage. UPS delivery is not available in Canada.
 *** The prices supercede all previously published prices and are subject to change without notice. All advertised items are non-returnable except in cases of damage which must be reported to and confirmed by the shipping agent at time of receipt. Your book order helps support the shortwave listening hobby. Miller Publishing is a division of the non-profit Foundation for International Broadcasting.

Miller Publishing
3 Lisa Drive, Thorndale, PA 19372

Please send me the following:

Name _____

Address _____

City _____ State _____ Zip _____

Please ship my order by: _____ U.S. Postal Service (free)
 _____ United Parcel Service (\$1.50 per book)

Enclosed is a check or money order for \$ _____

Send your check or money order to Miller Publishing, 3 Lisa Drive, Thorndale, PA 19372-1034 USA.

ICOM HF Receiver

IC-R71A



The World Class World Receiver

ICOM introduces the IC-R71A 100kHz to 30MHz superior-grade general coverage HF receiver with innovative features including keyboard frequency entry and wireless remote control (optional).

This easy-to-use and versatile receiver is ideal for anyone wanting to listen in to worldwide communications. With 32 programmable memory channels, SSB/AM/RTTY/CW/FM (opt.), dual VFO's, scanning, selectable AGC and noise blanker, the IC-R71A's versatility is unmatched by any other commercial grade unit in its price range.



Keyboard Entry. ICOM introduces a unique feature to shortwave receivers...direct keyboard entry for simplified operation. Precise frequencies can be easily selected by pushing the digit keys in sequence of frequency. The frequency will be automatically entered without changing the main tuning control.

Superior Receiver Performance. Passband tuning, wide dynamic range (100dB), a deep IF notch filter, adjustable AGC (Automatic Gain Control) and a noise blanker provide easy-to-adjust clear reception even in the presence of strong interference or high noise levels. A preamplifier allows improved reception of weak signals.

32 Tunable Memories. Thirty-two tunable memories, more than any other general coverage receiver on the market, offer instant recall of your favorite frequencies. Each memory stores frequency, VFO and operating mode, and is

backed by an internal lithium memory battery.

Options. EM, RC-11 wireless remote controller, synthesized voice frequency readout, IC-CK70 DC adapter for 12 volt operation, MB-12 mobile mounting bracket, two CW filters, FL32-500Hz and FL63-250Hz, and high-grade 455kHz crystal filter, FL44A.



ICOM

First in Communications

ICOM America, Inc., 2380-116th Ave NE, Bellevue, WA 98004 / 3331 Towerwood Drive, Suite 307, Dallas, TX 75234

All stated specifications are approximate and subject to change without notice or obligation. All ICOM radios significantly exceed FCC regulations limiting spurious emissions. R71A1084